

NHS Richmond CCG

2019 NHS Staff Survey

Directorate Report

Contents

Introduction	3
Themes – Directorates 1	4
Quality	5
Corporate	6
Other	7

This directorate report for NHS Richmond CCG contains results by directorate for themes from the 2019 NHS Staff Survey. These results are compared to the unweighted average for your organisation.

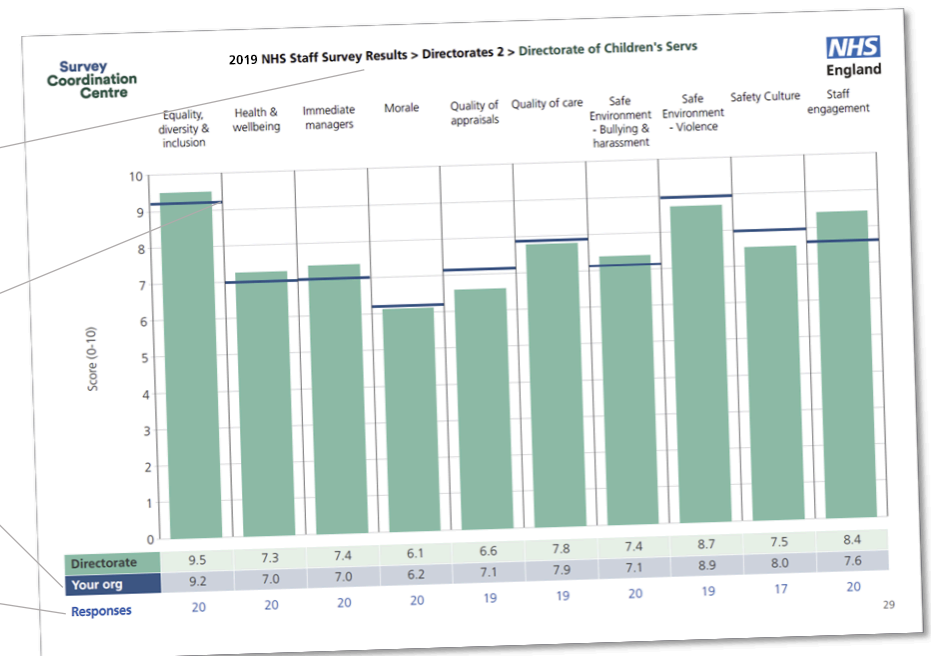
The directorate breakdowns used in this report were provided and defined by NHS Richmond CCG. Details of how the theme scores were calculated are included in the Technical Document, available to download from our [results website](#).

Key features

Breakdown type and **directorate name** are specified in the header. Black text in the header is hyperlinked: clicking on '2019 NHS Staff Survey Results' navigates back to the contents page.

Directorate results are presented in the context of the (unweighted) **organisation average ('Your org')**, so it is easy to tell if a directorate is performing better or worse than the organisation average. For all themes, a higher score is a better result than a lower score.

The **number of responses** feeding into each theme score **for the given directorate** is specified below the table containing the directorate and trust scores.

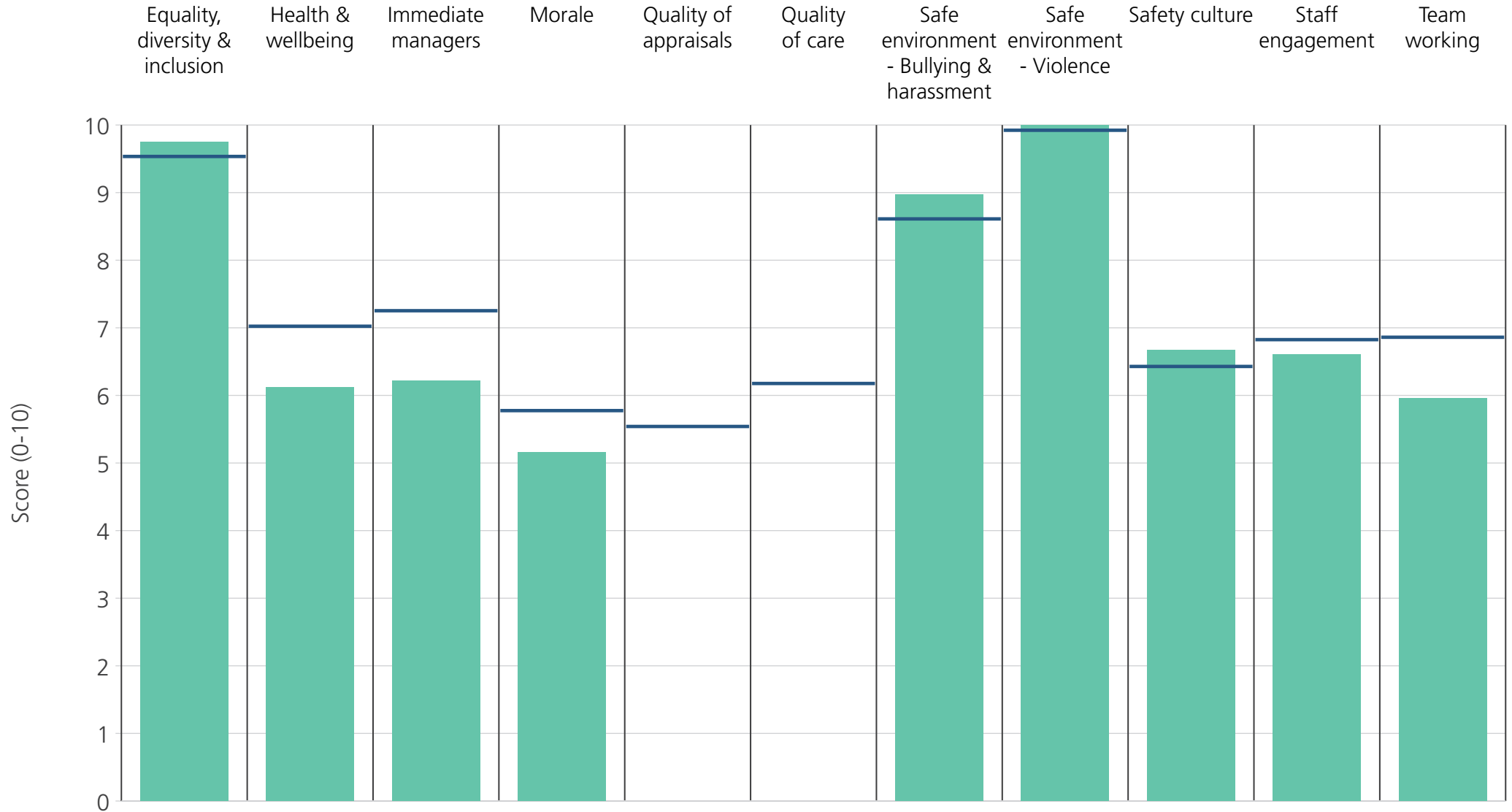


! Note: when there are less than 11 responses in a group, results are suppressed to protect staff confidentiality

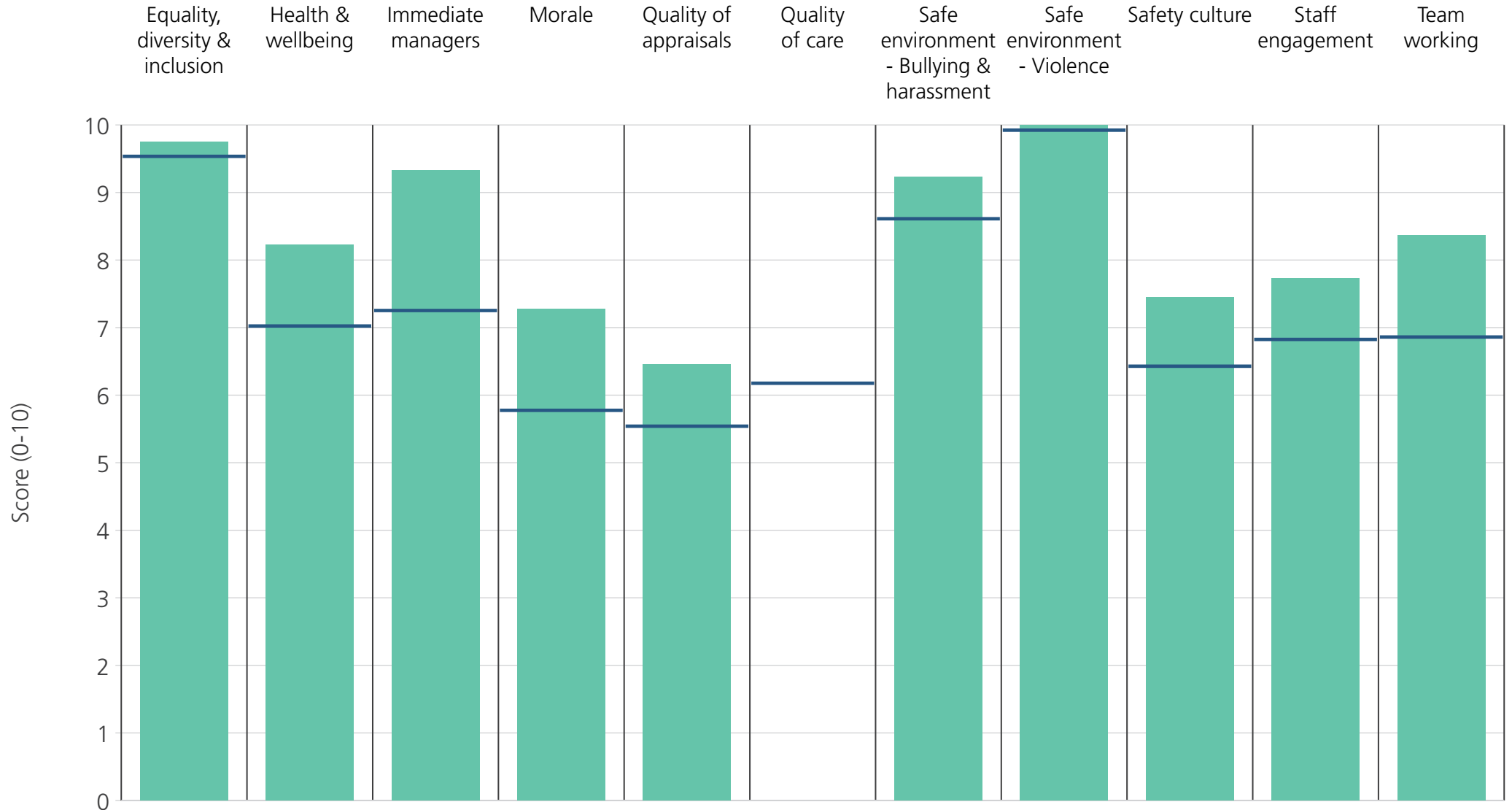
Directorates 1

NHS Richmond CCG

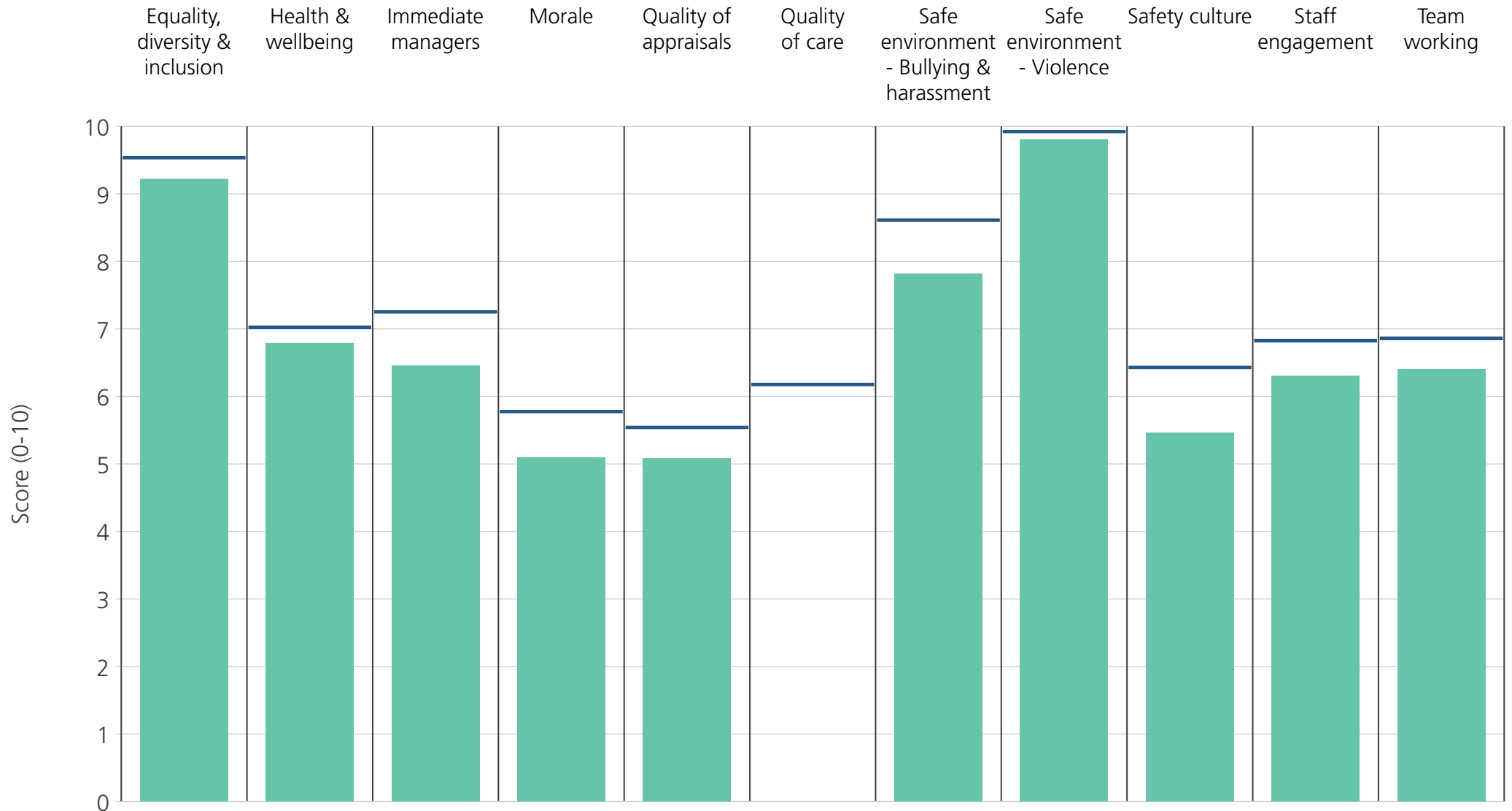
2019 NHS Staff Survey Results



Directorate	9.7	6.1	6.2	5.2	5.5	6.2	9.0	10.0	6.7	6.6	6.0
Your org	9.5	7.0	7.3	5.8	5.5	6.2	8.6	9.9	6.4	6.8	6.9
Responses	13	13	13	13	10	7	13	13	13	13	13



Directorate	9.7	8.2	9.3	7.3	6.5		9.2	10.0	7.4	7.7	8.4
Your org	9.5	7.0	7.3	5.8	5.5	6.2	8.6	9.9	6.4	6.8	6.9
Responses	13	13	13	13	12	6	13	13	13	13	13



Directorate	9.2	6.8	6.5	5.1	5.1		7.8	9.8	5.5	6.3	6.4
Your org	9.5	7.0	7.3	5.8	5.5	6.2	8.6	9.9	6.4	6.8	6.9
Responses	17	17	17	17	15	4	16	17	17	17	17