

# Southend University Hospital NHS Foundation Trust

2019 NHS Staff Survey

**Directorate Report**

**Contents**

Introduction . . . . .	3	Estates and Ancillary . . . . .	26
Themes – Directorates 1 . . . . .	4	Healthcare Scientists . . . . .	27
Capital - Directorate . . . . .	5	Medical and Dental . . . . .	28
Clinical Support Services Diagnostic & Therapeutic - Directorate . . . . .	6	Nursing and Midwifery Registered . . . . .	29
Corporate Services - Chief Executive - Directorate . . . . .	7		
Corporate Services - Director of Finance - Directorate . . . . .	8		
Corporate Services - Director of Human Resources - Directorate . . . . .	9		
Corporate Services - Director of Nursing - Directorate . . . . .	10		
Corporate Services - Director of Operations - Directorate . . . . .	11		
Corporate Services - Medical Director - Directorate . . . . .	12		
Corporate Services - Teletracking Directorate . . . . .	13		
Emergency Services - Directorate . . . . .	14		
Facilities - Directorate . . . . .	15		
Medicine - Directorate . . . . .	16		
MSK Musculoskeletal - Directorate . . . . .	17		
Surgery - Directorate . . . . .	18		
Theatres & Critical Care - Directorate . . . . .	19		
Womens & Children's - Directorate . . . . .	20		
Themes – Directorates 2 . . . . .	21		
Add Prof Scientific and Technic . . . . .	22		
Additional Clinical Services . . . . .	23		
Administrative and Clerical . . . . .	24		
Allied Health Professionals . . . . .	25		

This directorate report for Southend University Hospital NHS Foundation Trust contains results by directorate for themes from the 2019 NHS Staff Survey. These results are compared to the unweighted average for your organisation.

**Please note:** It is possible that there are differences between the 'Your org' scores reported in this directorate report and those in the benchmark report. This is because the results in the benchmark report are weighted to allow for fair comparisons between organisations of a similar type. However, in this report comparisons are made within your organisation so the unweighted organisation result is a more appropriate point of comparison.

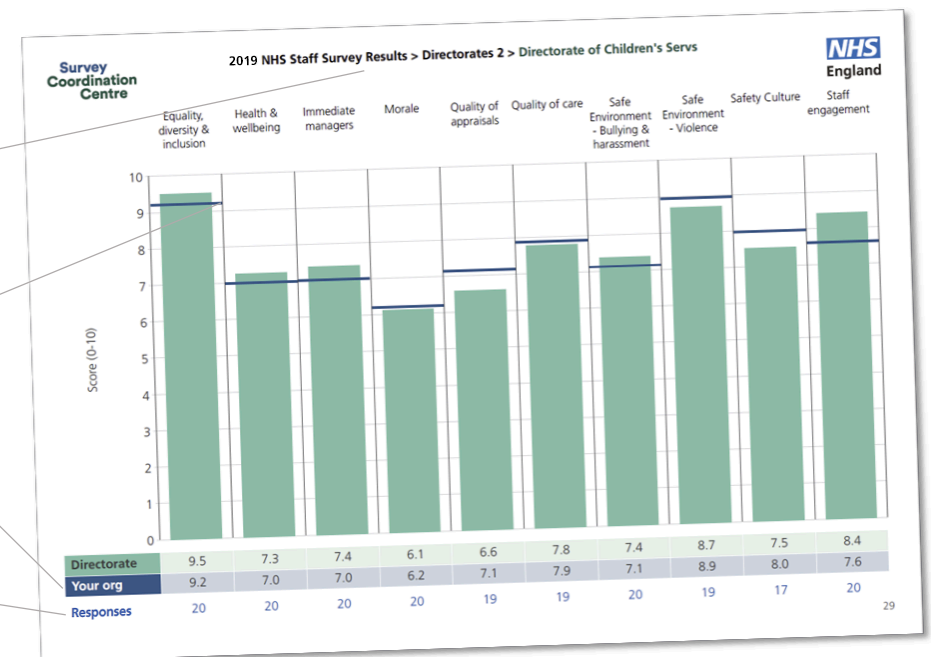
The directorate breakdowns used in this report were provided and defined by Southend University Hospital NHS Foundation Trust. Details of how the theme scores were calculated are included in the Technical Document, available to download from our [results website](#).

## Key features

Breakdown type and **directorate name** are specified in the header. Black text in the header is hyperlinked: clicking on '2019 NHS Staff Survey Results' navigates back to the contents page.

Directorate results are presented in the context of the (unweighted) **organisation average ('Your org')**, so it is easy to tell if a directorate is performing better or worse than the organisation average. For all themes, a higher score is a better result than a lower score.

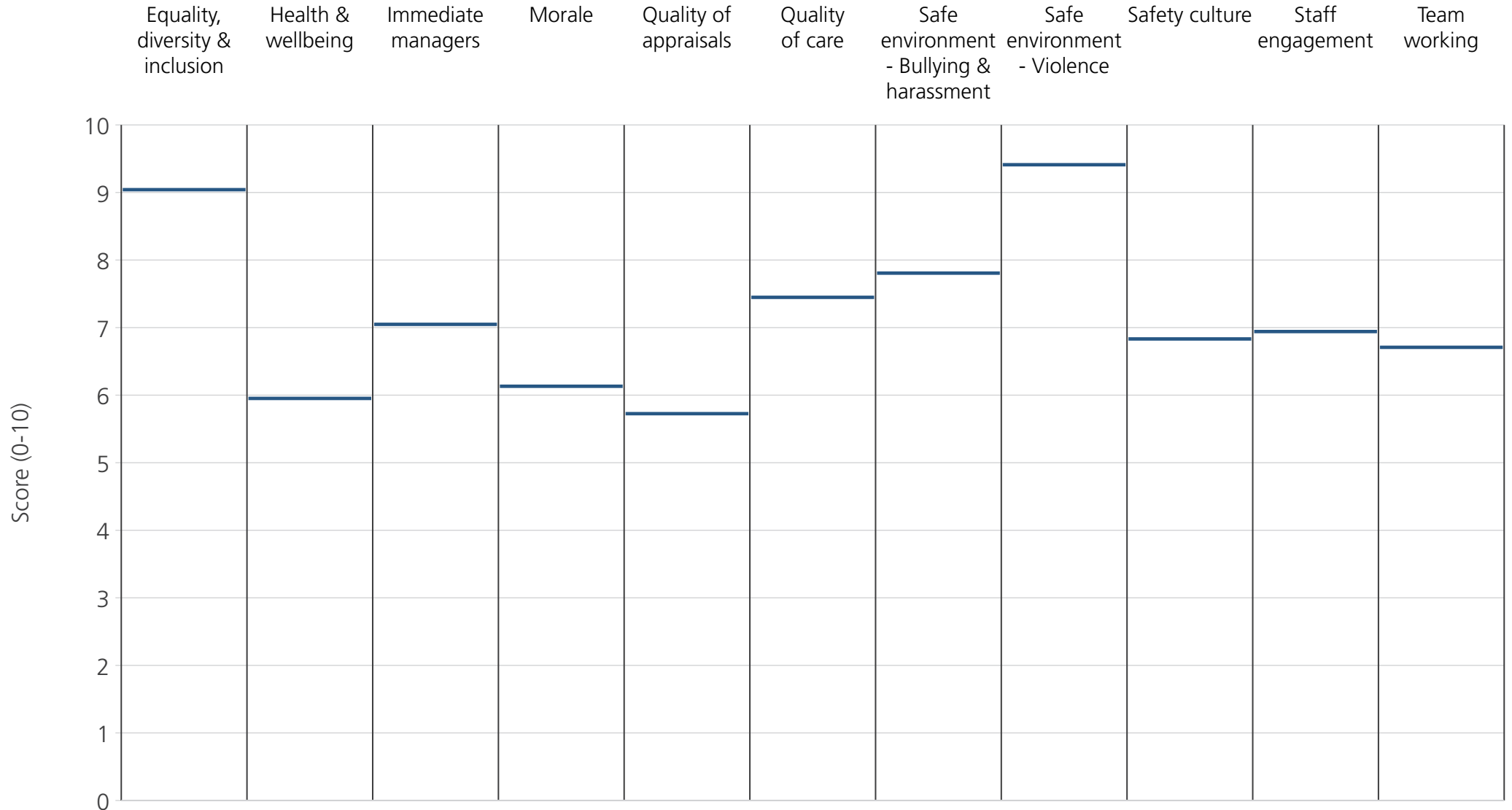
The **number of responses** feeding into each theme score **for the given directorate** is specified below the table containing the directorate and trust scores.



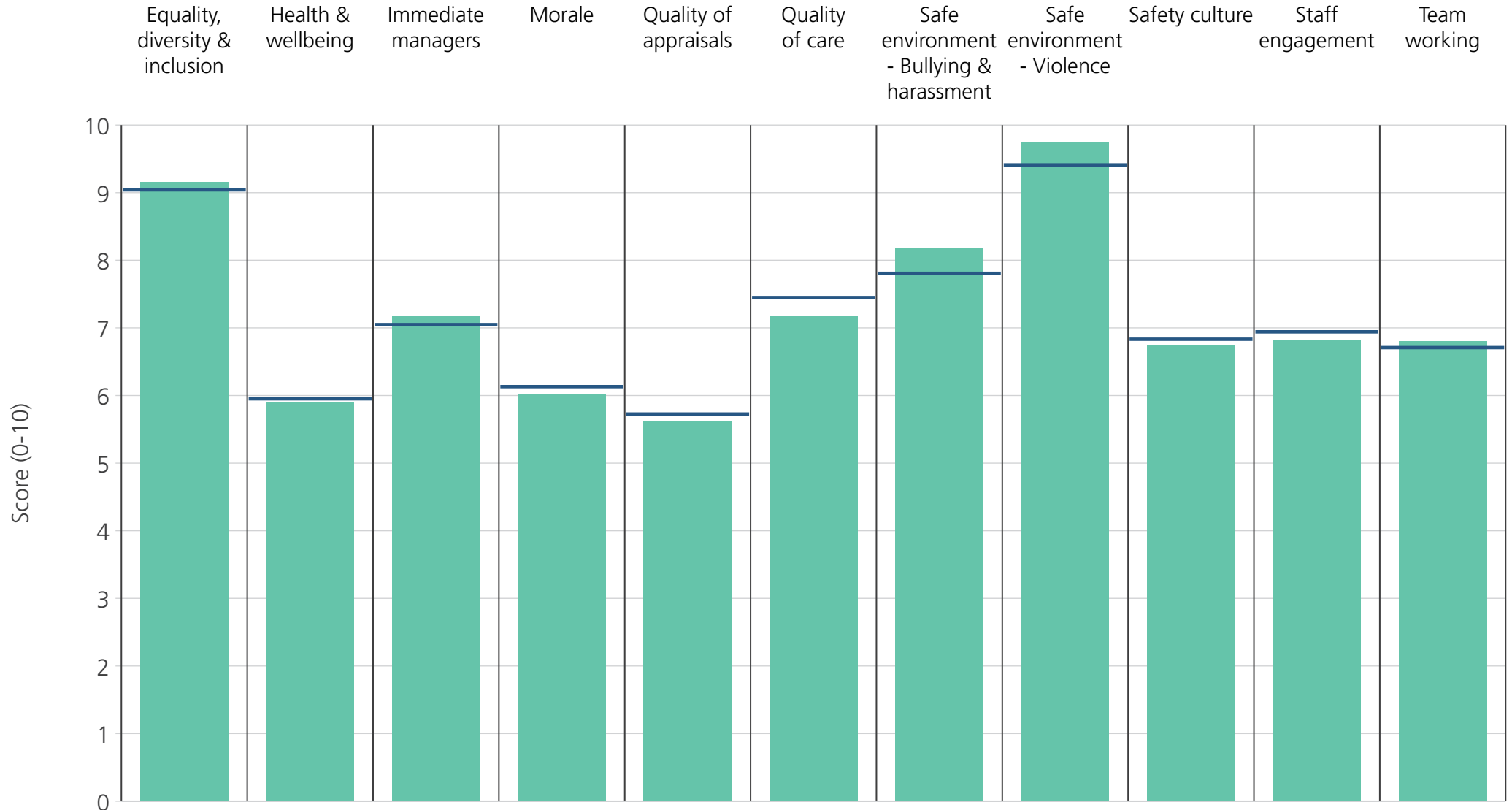
**! Note:** when there are less than 11 responses in a group, results are suppressed to protect staff confidentiality

# Directorates 1

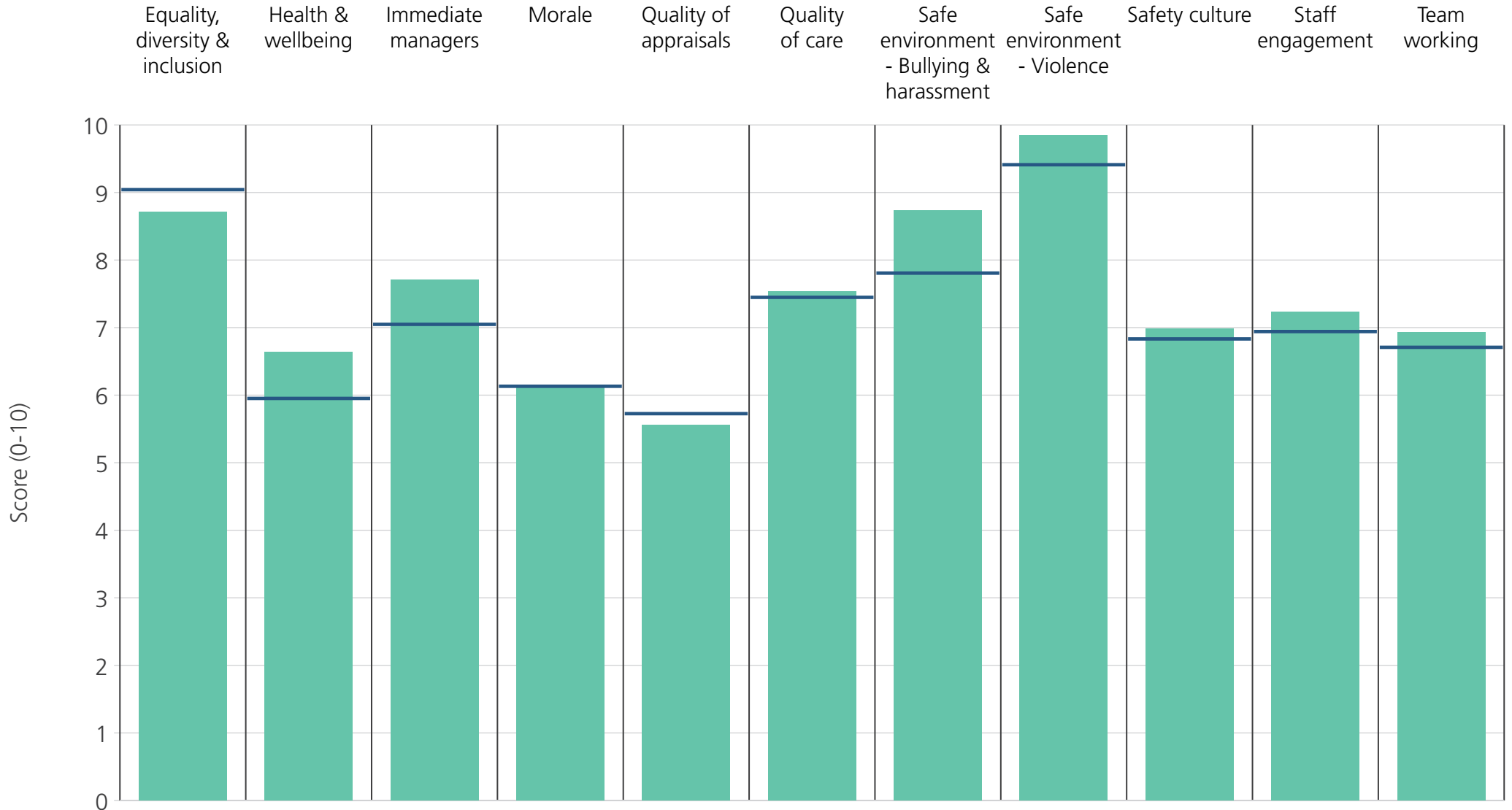
Southend University Hospital NHS Foundation Trust  
2019 NHS Staff Survey Results



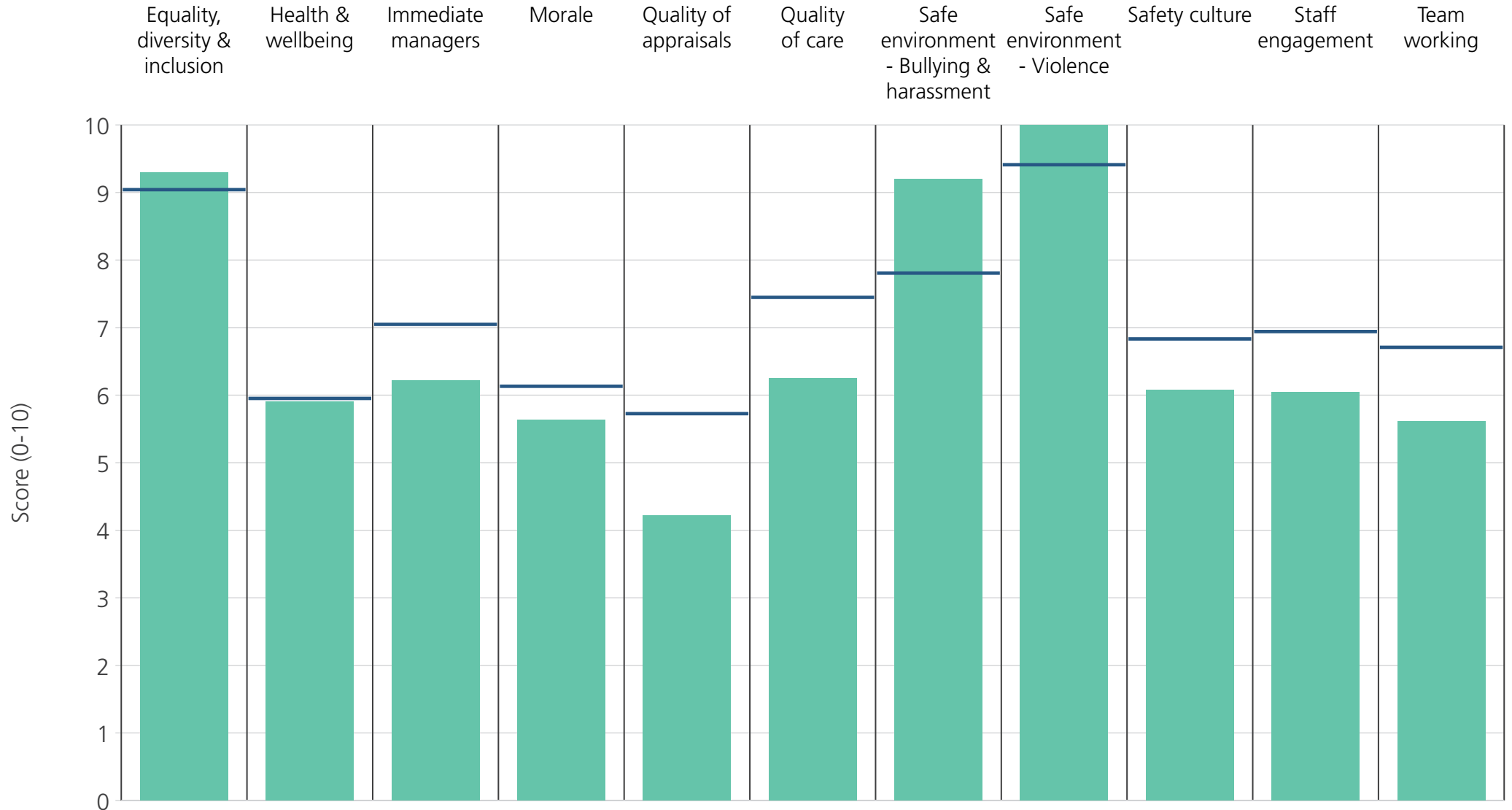
Directorate											
Your org	9.0	6.0	7.0	6.1	5.7	7.4	7.8	9.4	6.8	6.9	6.7
Responses	5	5	5	5	2	3	4	4	5	5	5



<b>Directorate</b>	9.2	5.9	7.2	6.0	5.6	7.2	8.2	9.7	6.7	6.8	6.8
<b>Your org</b>	9.0	6.0	7.0	6.1	5.7	7.4	7.8	9.4	6.8	6.9	6.7
<b>Responses</b>	414	416	420	415	364	406	415	414	418	421	412

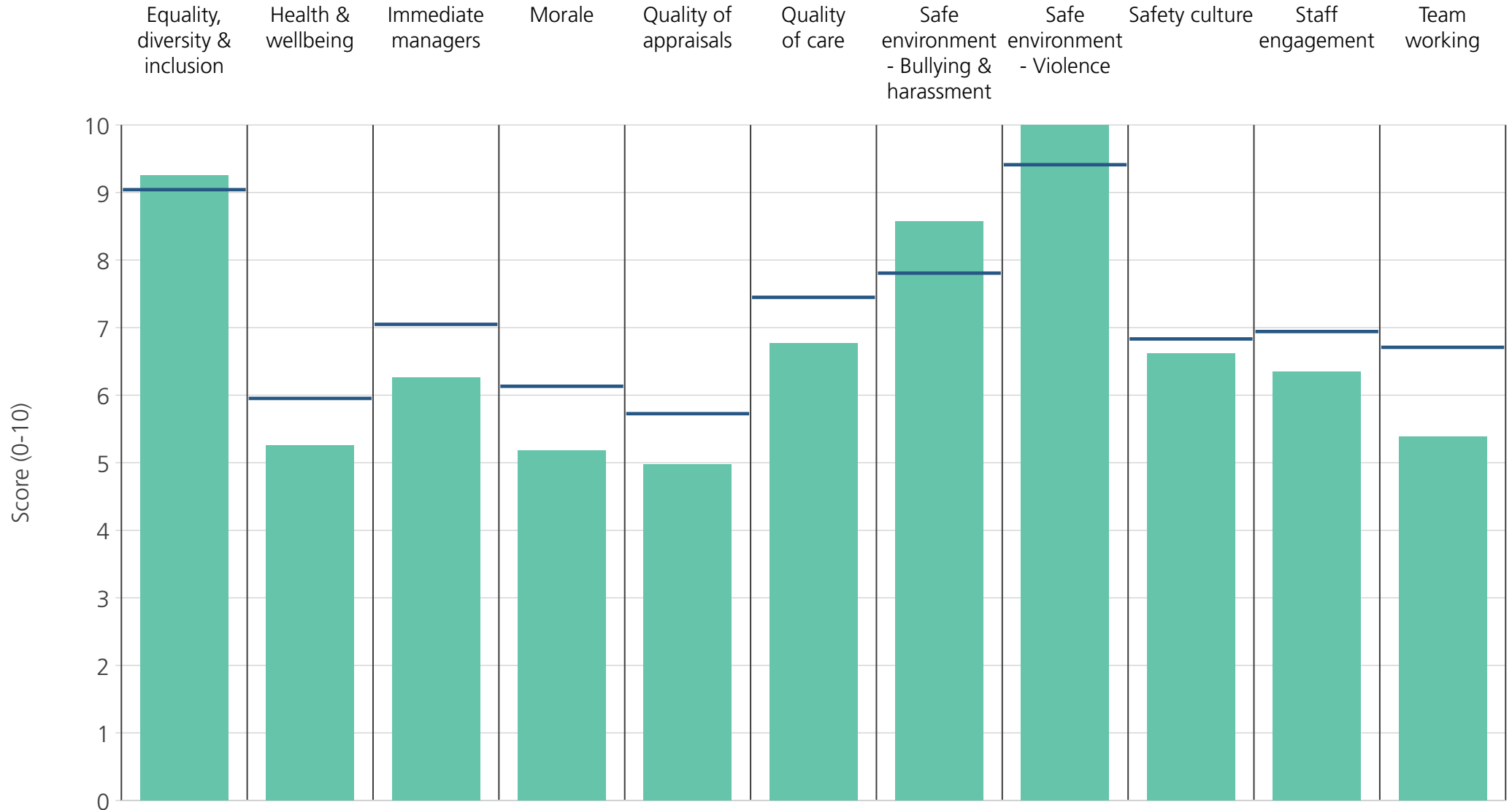


<b>Directorate</b>	8.7	6.6	7.7	6.1	5.6	7.5	8.7	9.8	7.0	7.2	6.9
<b>Your org</b>	9.0	6.0	7.0	6.1	5.7	7.4	7.8	9.4	6.8	6.9	6.7
<b>Responses</b>	22	22	22	22	18	14	21	22	22	22	22

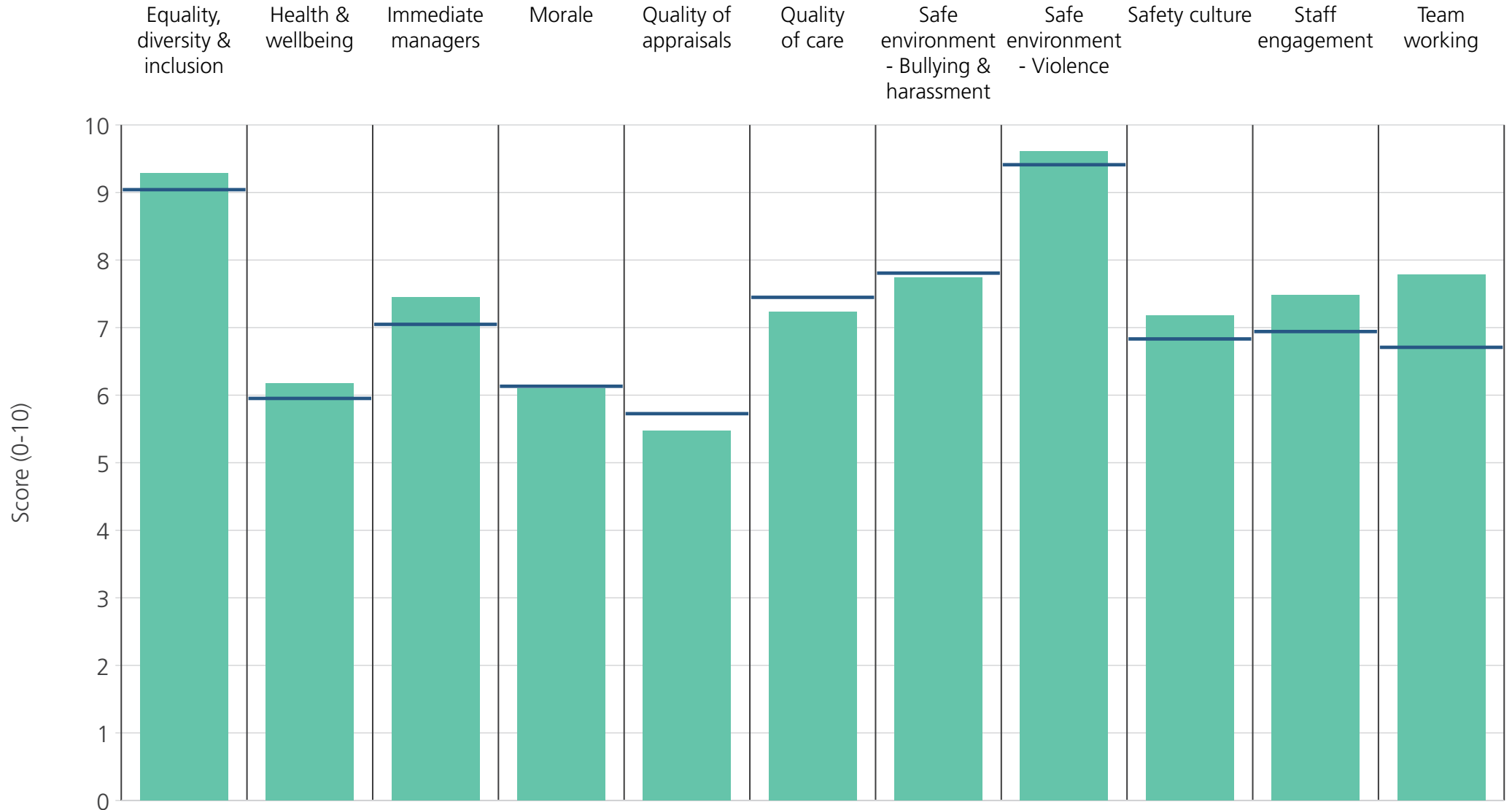


<b>Directorate</b>	9.3	5.9	6.2	5.6	4.2	6.3	9.2	10.0	6.1	6.0	5.6
<b>Your org</b>	9.0	6.0	7.0	6.1	5.7	7.4	7.8	9.4	6.8	6.9	6.7
<b>Responses</b>	116	117	116	115	96	55	116	115	115	118	118

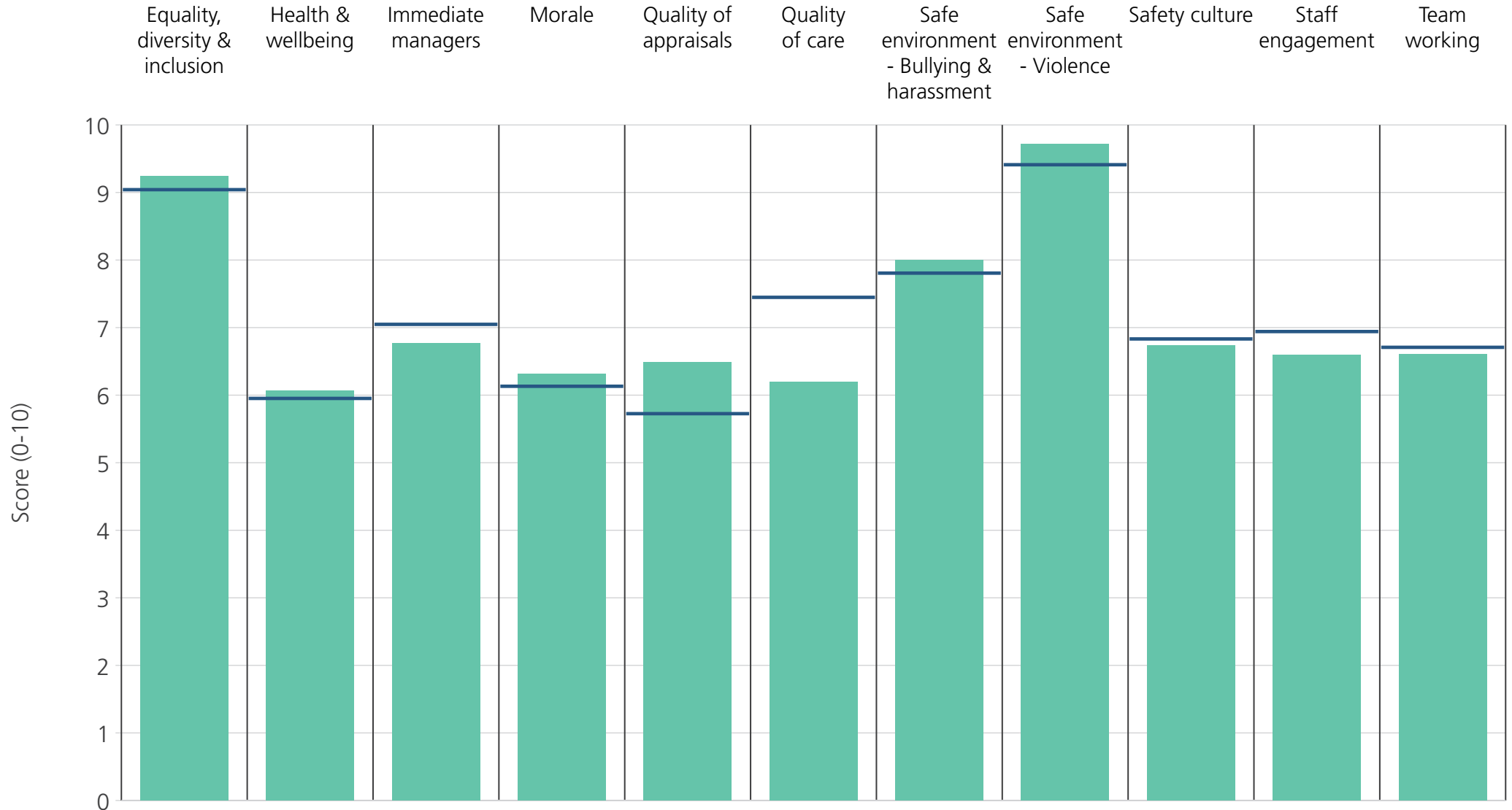




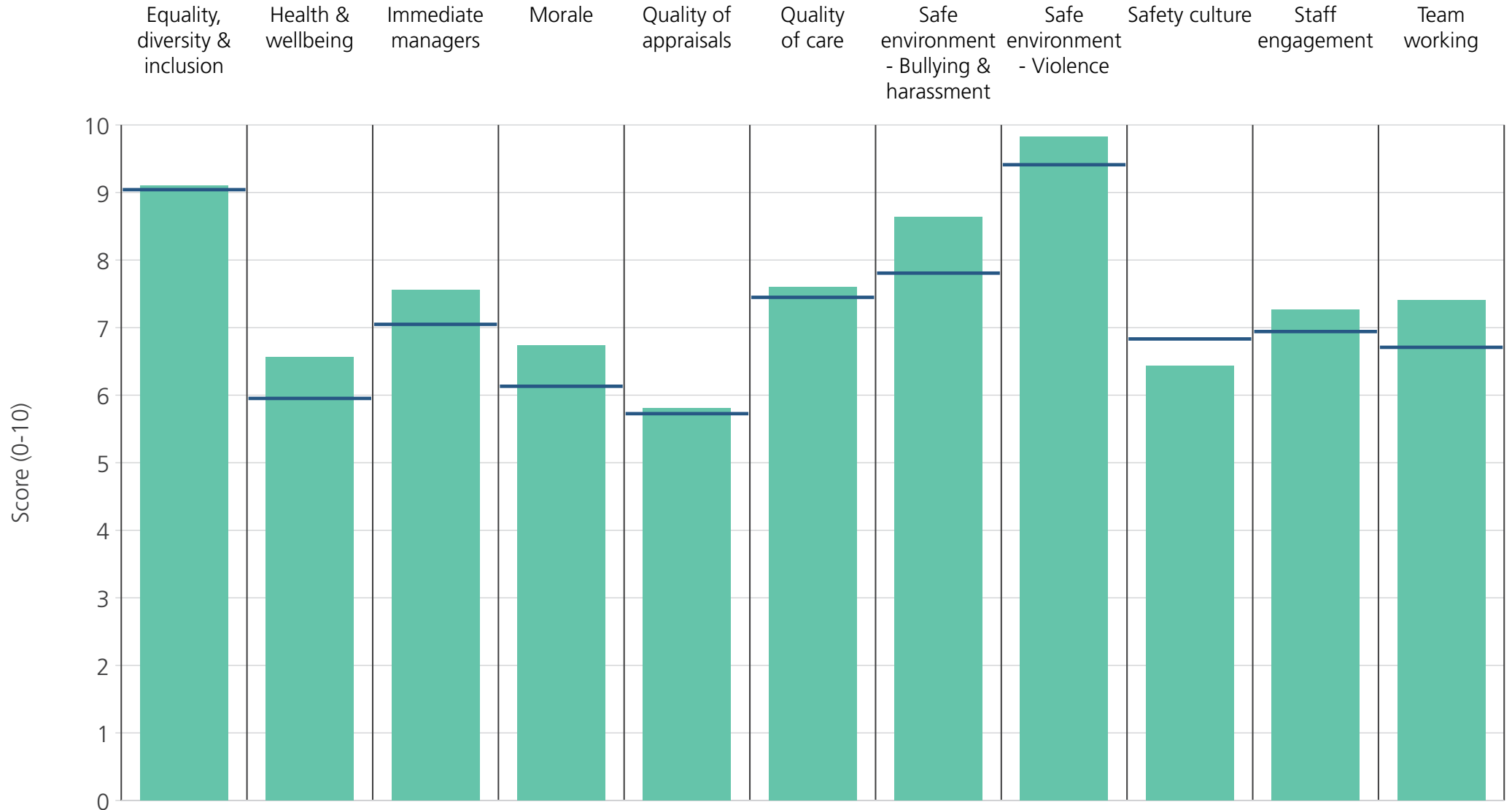
Directorate	9.2	5.3	6.3	5.2	5.0	6.8	8.6	10.0	6.6	6.3	5.4
Your org	9.0	6.0	7.0	6.1	5.7	7.4	7.8	9.4	6.8	6.9	6.7
Responses	71	71	71	70	47	48	71	71	70	71	71



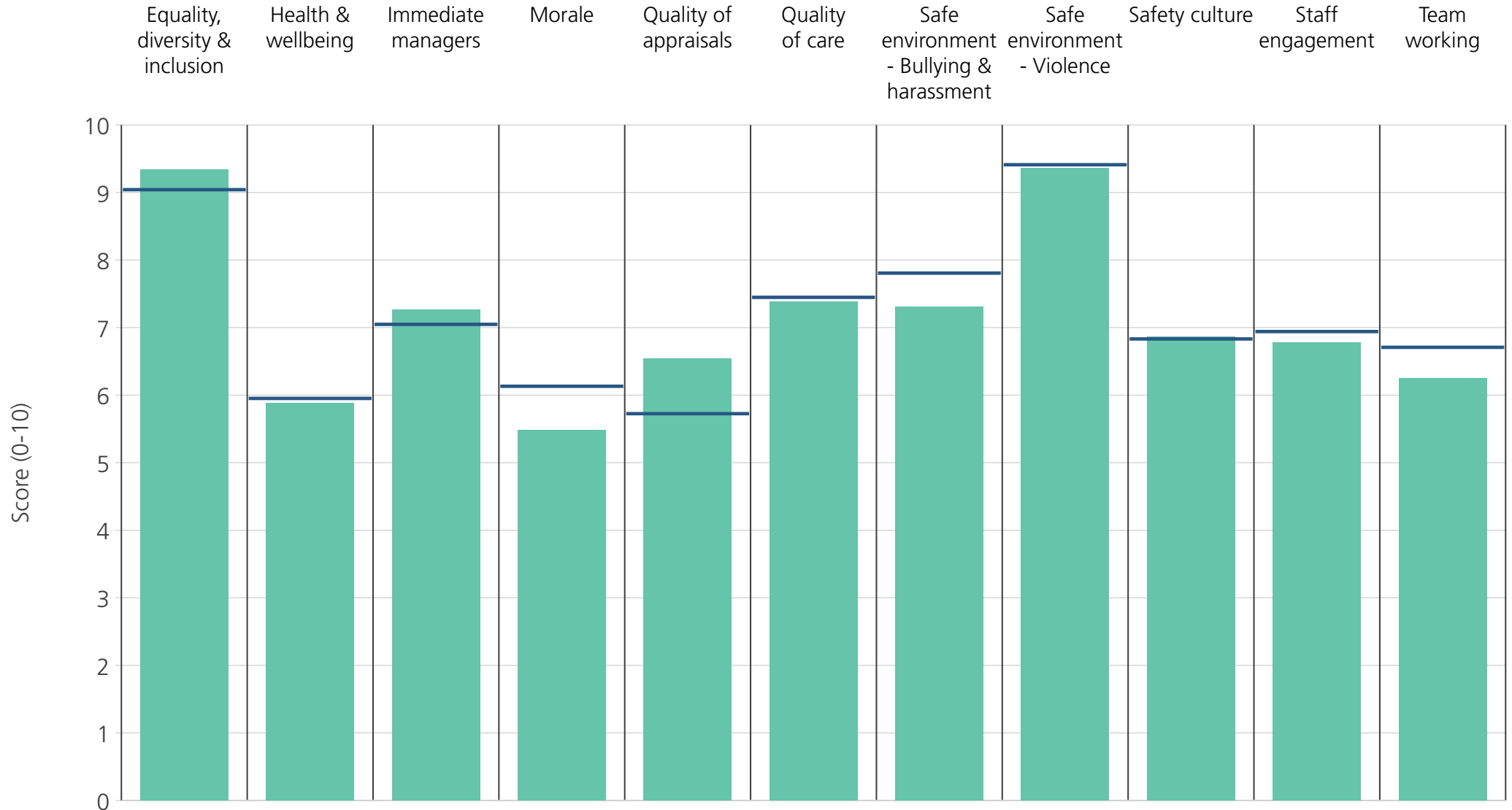
<b>Directorate</b>	9.3	6.2	7.4	6.1	5.5	7.2	7.7	9.6	7.2	7.5	7.8
<b>Your org</b>	9.0	6.0	7.0	6.1	5.7	7.4	7.8	9.4	6.8	6.9	6.7
<b>Responses</b>	35	35	35	35	33	28	34	34	35	35	35



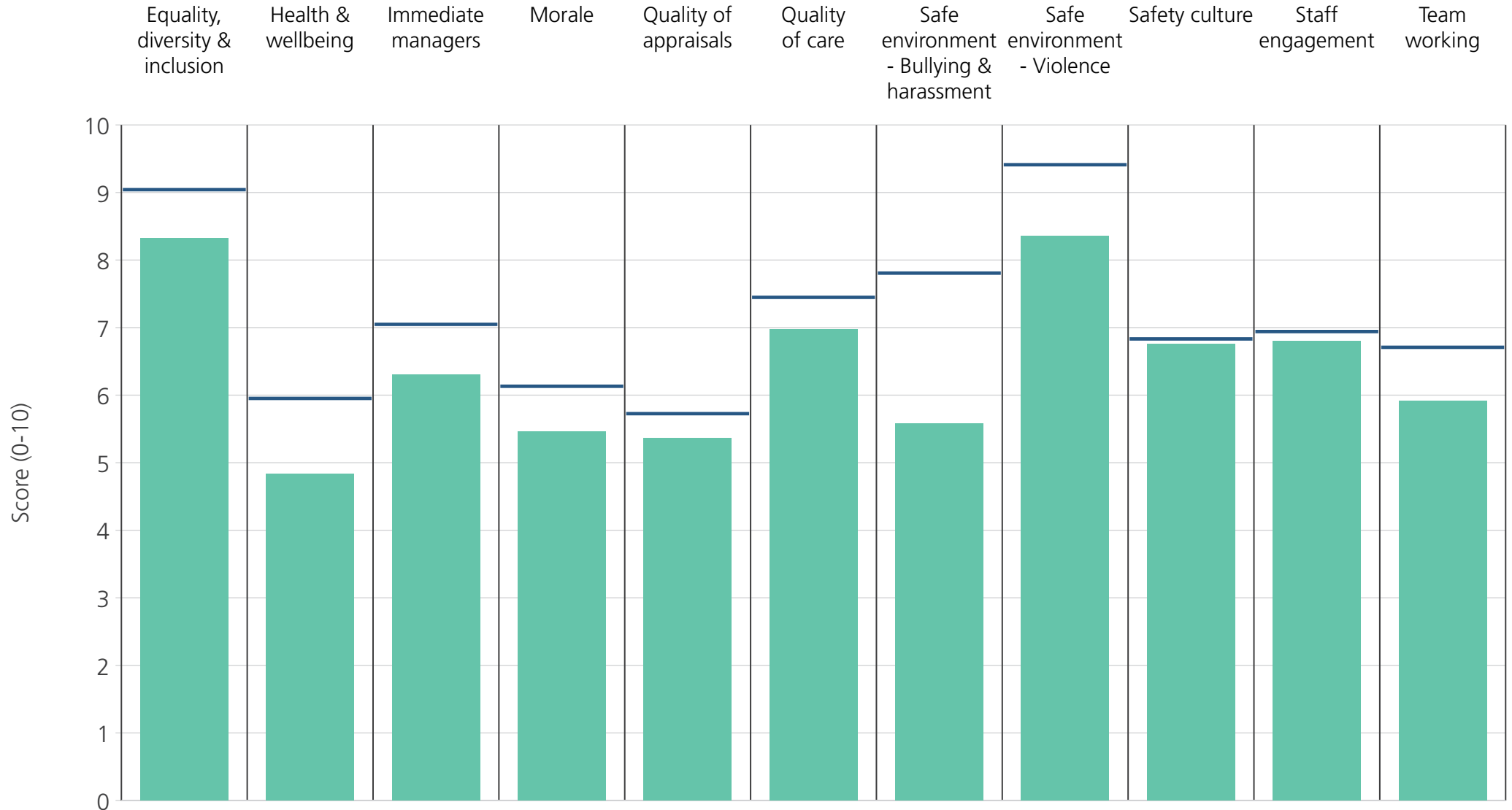
<b>Directorate</b>	9.2	6.1	6.8	6.3	6.5	6.2	8.0	9.7	6.7	6.6	6.6
<b>Your org</b>	9.0	6.0	7.0	6.1	5.7	7.4	7.8	9.4	6.8	6.9	6.7
<b>Responses</b>	35	35	35	34	27	25	35	35	35	35	35



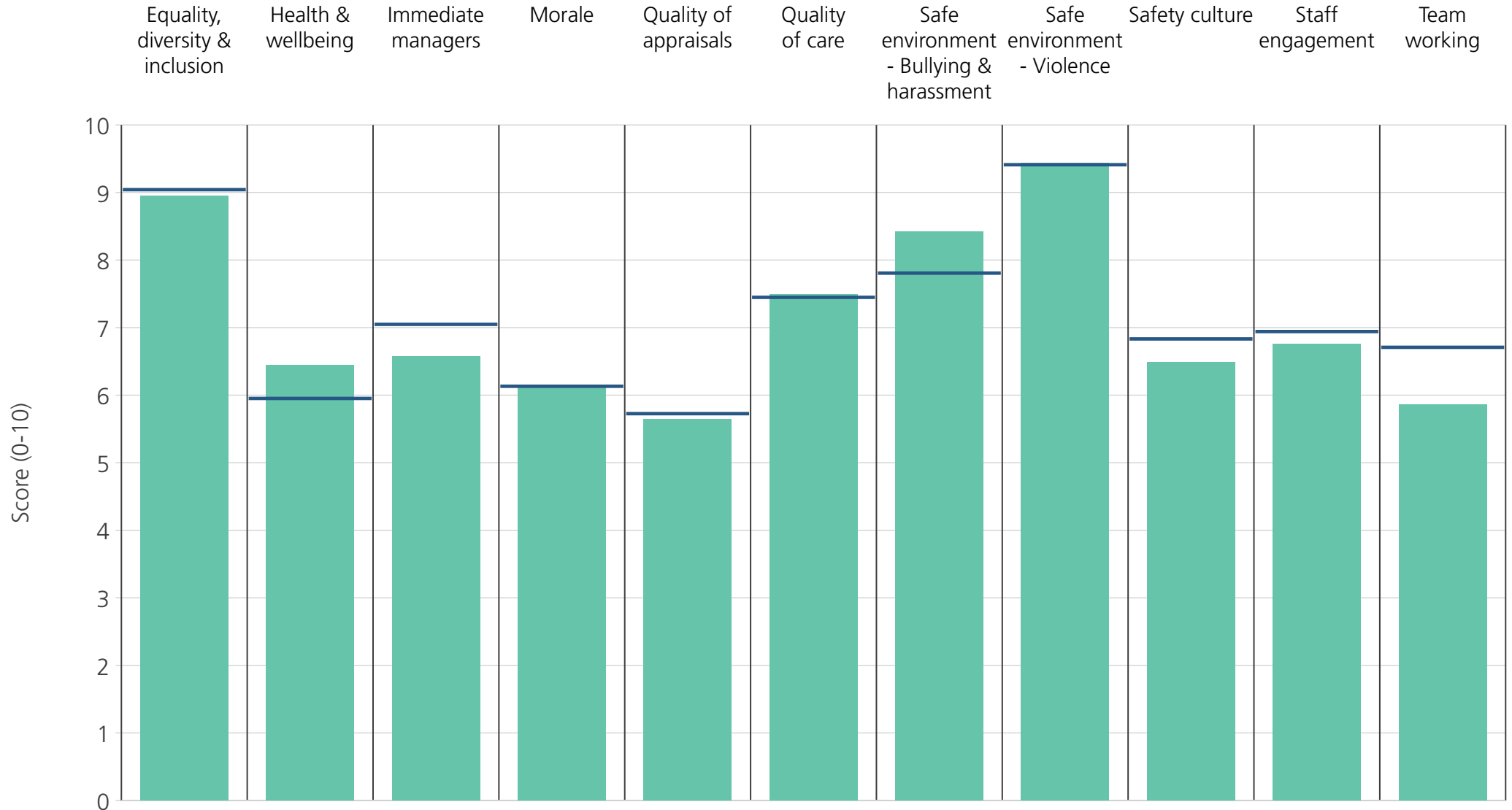
<b>Directorate</b>	9.1	6.6	7.6	6.7	5.8	7.6	8.6	9.8	6.4	7.3	7.4
<b>Your org</b>	9.0	6.0	7.0	6.1	5.7	7.4	7.8	9.4	6.8	6.9	6.7
<b>Responses</b>	38	38	38	38	34	24	38	37	38	38	38



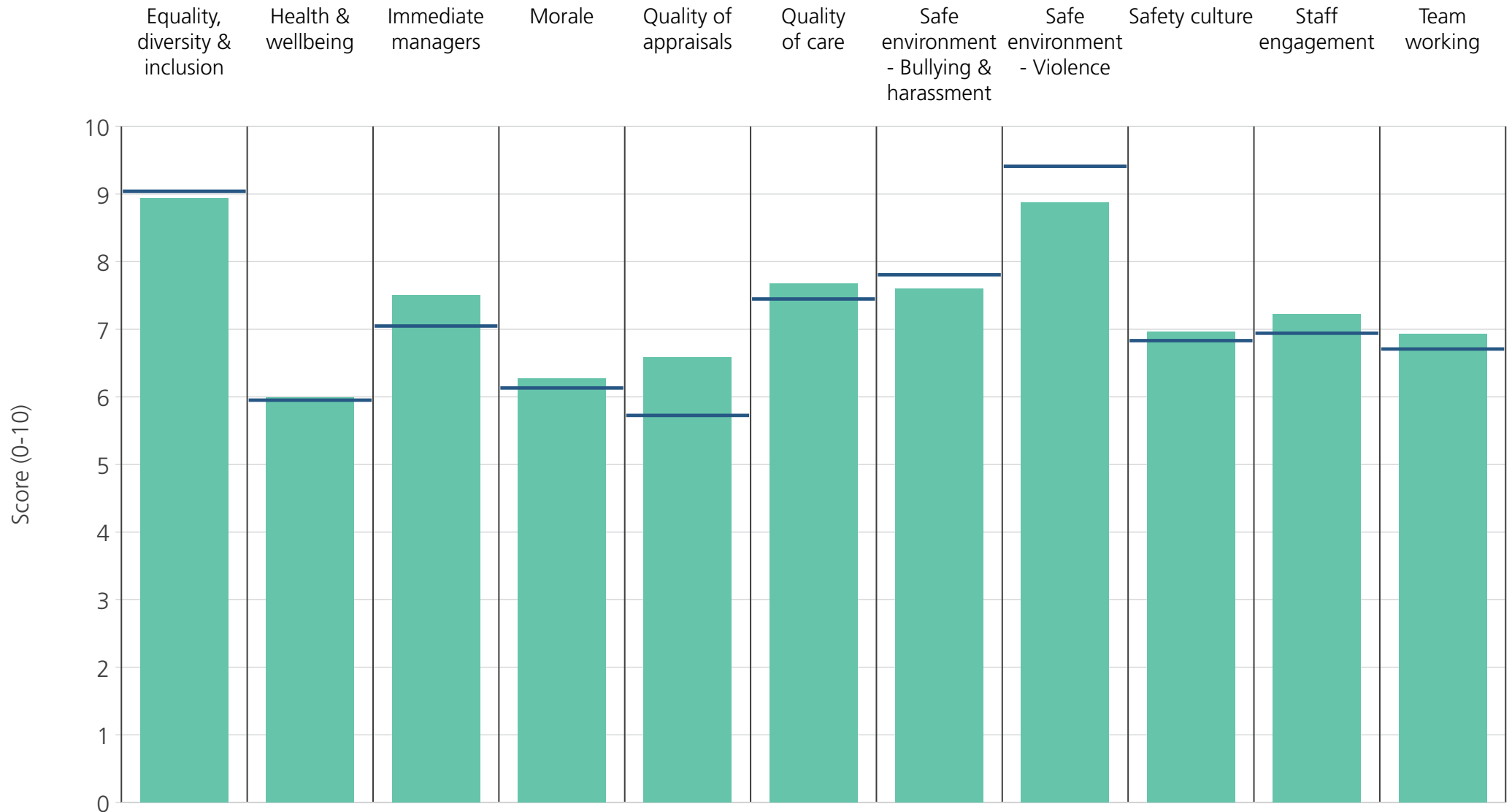
<b>Directorate</b>	9.3	5.9	7.3	5.5	6.5	7.4	7.3	9.4	6.9	6.8	6.3
<b>Your org</b>	9.0	6.0	7.0	6.1	5.7	7.4	7.8	9.4	6.8	6.9	6.7
<b>Responses</b>	25	26	26	24	17	22	26	26	25	25	26



<b>Directorate</b>	8.3	4.8	6.3	5.5	5.4	7.0	5.6	8.4	6.8	6.8	5.9
<b>Your org</b>	9.0	6.0	7.0	6.1	5.7	7.4	7.8	9.4	6.8	6.9	6.7
<b>Responses</b>	88	88	91	87	60	90	89	90	89	92	88

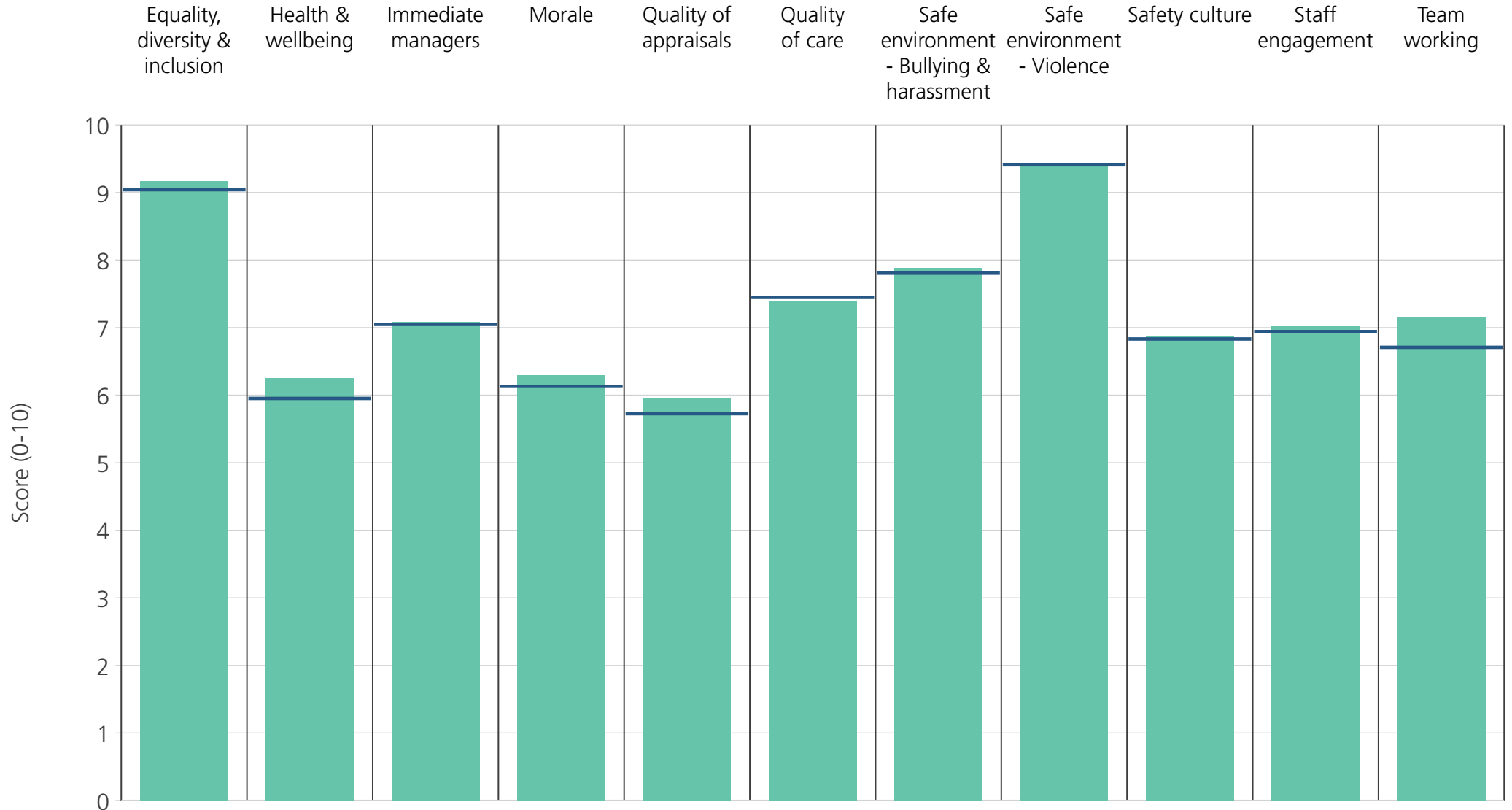


<b>Directorate</b>	9.0	6.4	6.6	6.2	5.6	7.5	8.4	9.4	6.5	6.8	5.9
<b>Your org</b>	9.0	6.0	7.0	6.1	5.7	7.4	7.8	9.4	6.8	6.9	6.7
<b>Responses</b>	197	196	201	193	152	154	192	196	195	198	191

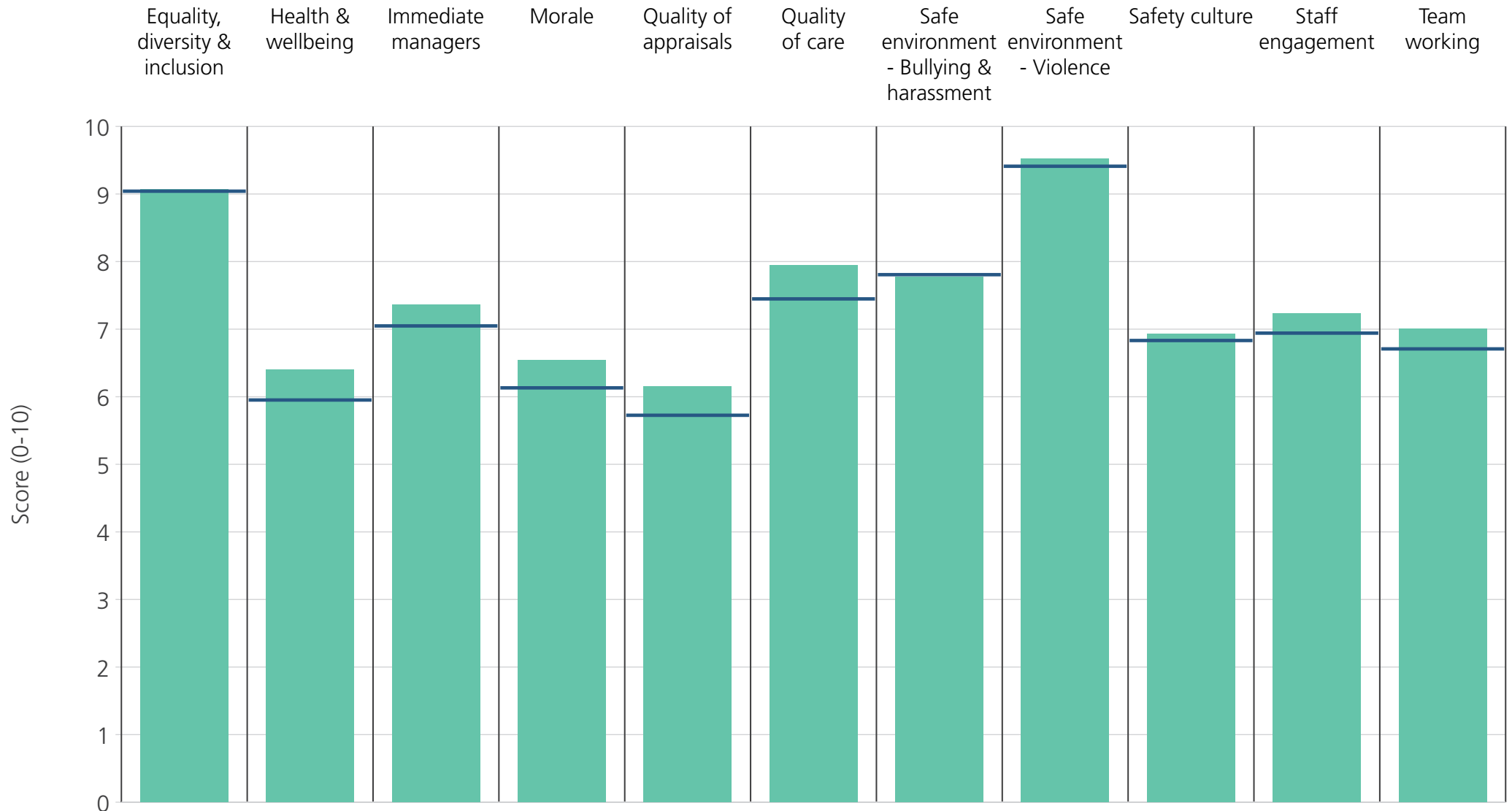


<b>Directorate</b>	8.9	6.0	7.5	6.3	6.6	7.7	7.6	8.9	7.0	7.2	6.9
<b>Your org</b>	9.0	6.0	7.0	6.1	5.7	7.4	7.8	9.4	6.8	6.9	6.7
<b>Responses</b>	517	520	522	515	416	506	519	516	519	527	515

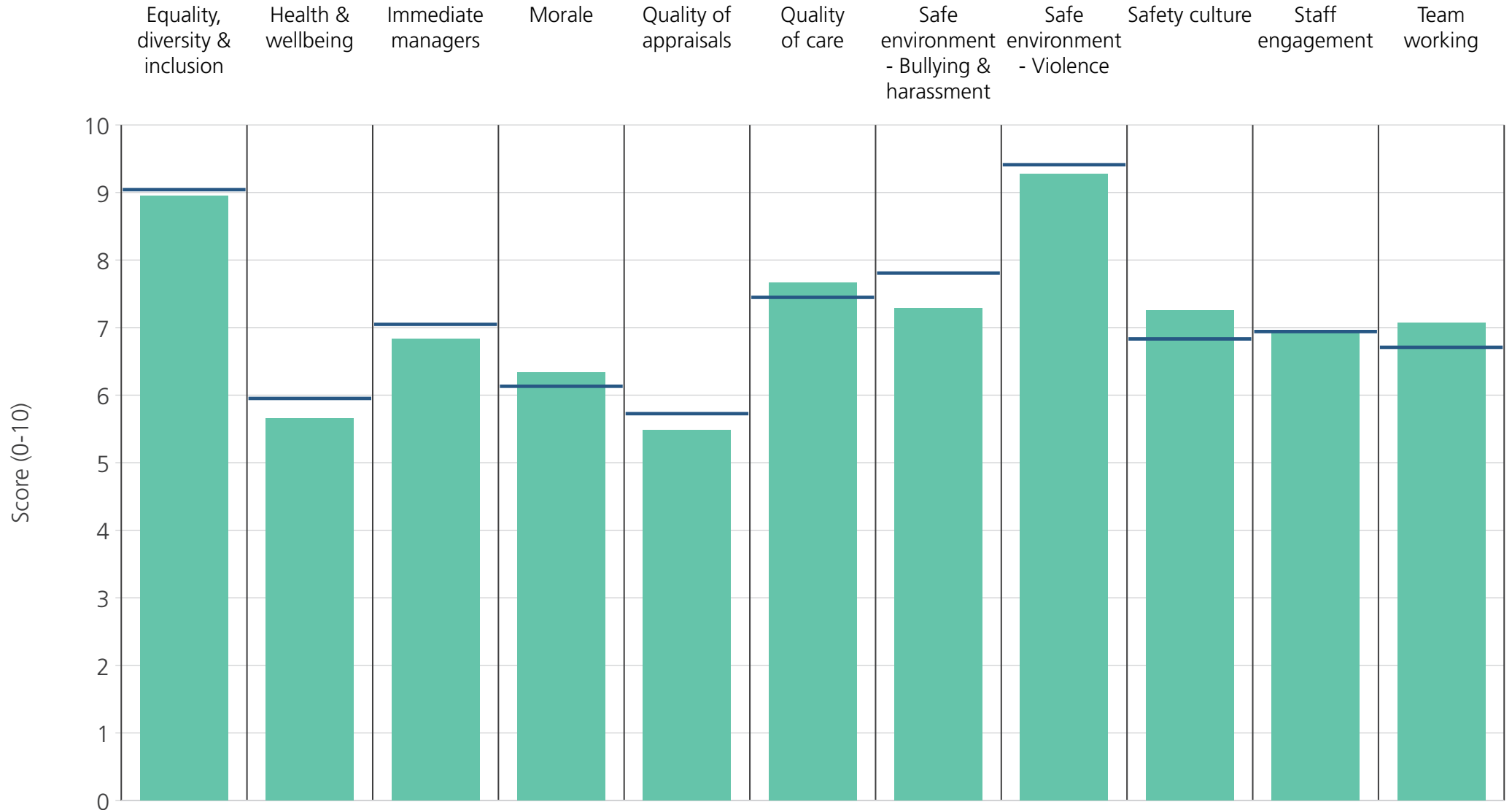




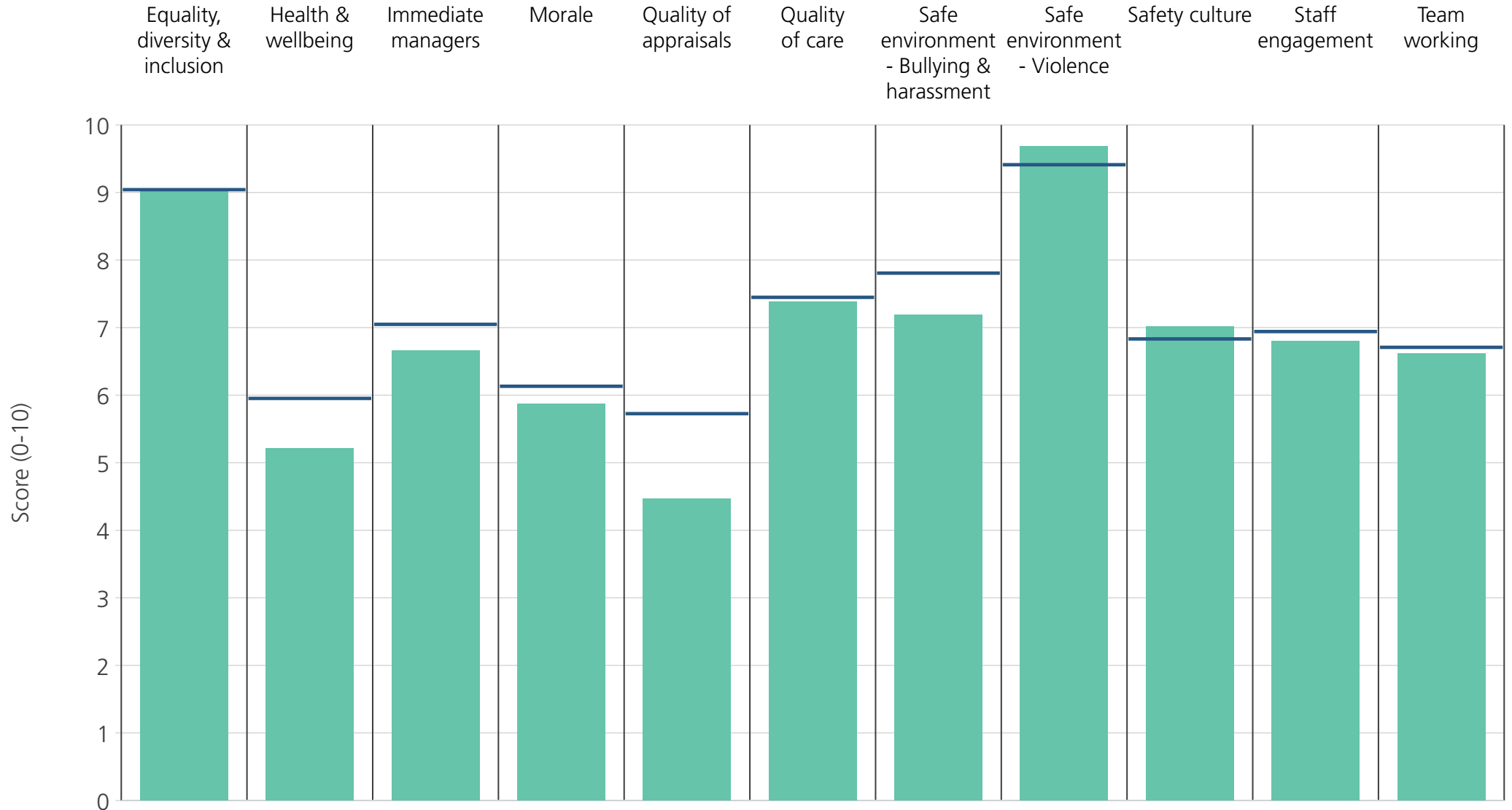
<b>Directorate</b>	9.2	6.2	7.1	6.3	5.9	7.4	7.9	9.4	6.9	7.0	7.2
<b>Your org</b>	9.0	6.0	7.0	6.1	5.7	7.4	7.8	9.4	6.8	6.9	6.7
<b>Responses</b>	280	280	282	280	239	273	281	280	281	287	283



<b>Directorate</b>	9.1	6.4	7.4	6.5	6.2	7.9	7.8	9.5	6.9	7.2	7.0
<b>Your org</b>	9.0	6.0	7.0	6.1	5.7	7.4	7.8	9.4	6.8	6.9	6.7
<b>Responses</b>	338	341	341	337	290	333	339	338	339	342	333



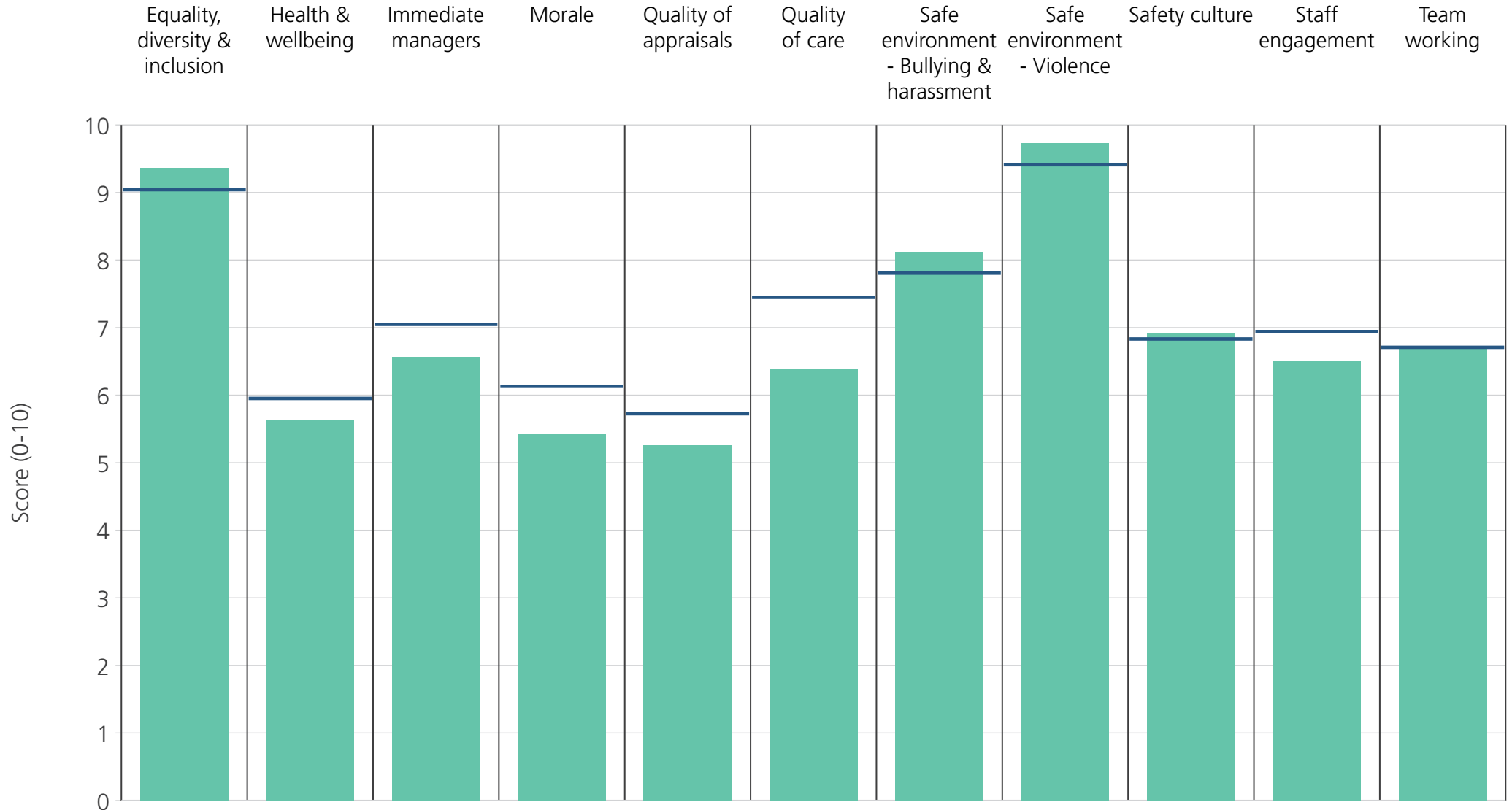
<b>Directorate</b>	9.0	5.7	6.8	6.3	5.5	7.7	7.3	9.3	7.2	6.9	7.1
<b>Your org</b>	9.0	6.0	7.0	6.1	5.7	7.4	7.8	9.4	6.8	6.9	6.7
<b>Responses</b>	139	145	146	144	126	141	142	143	145	148	145



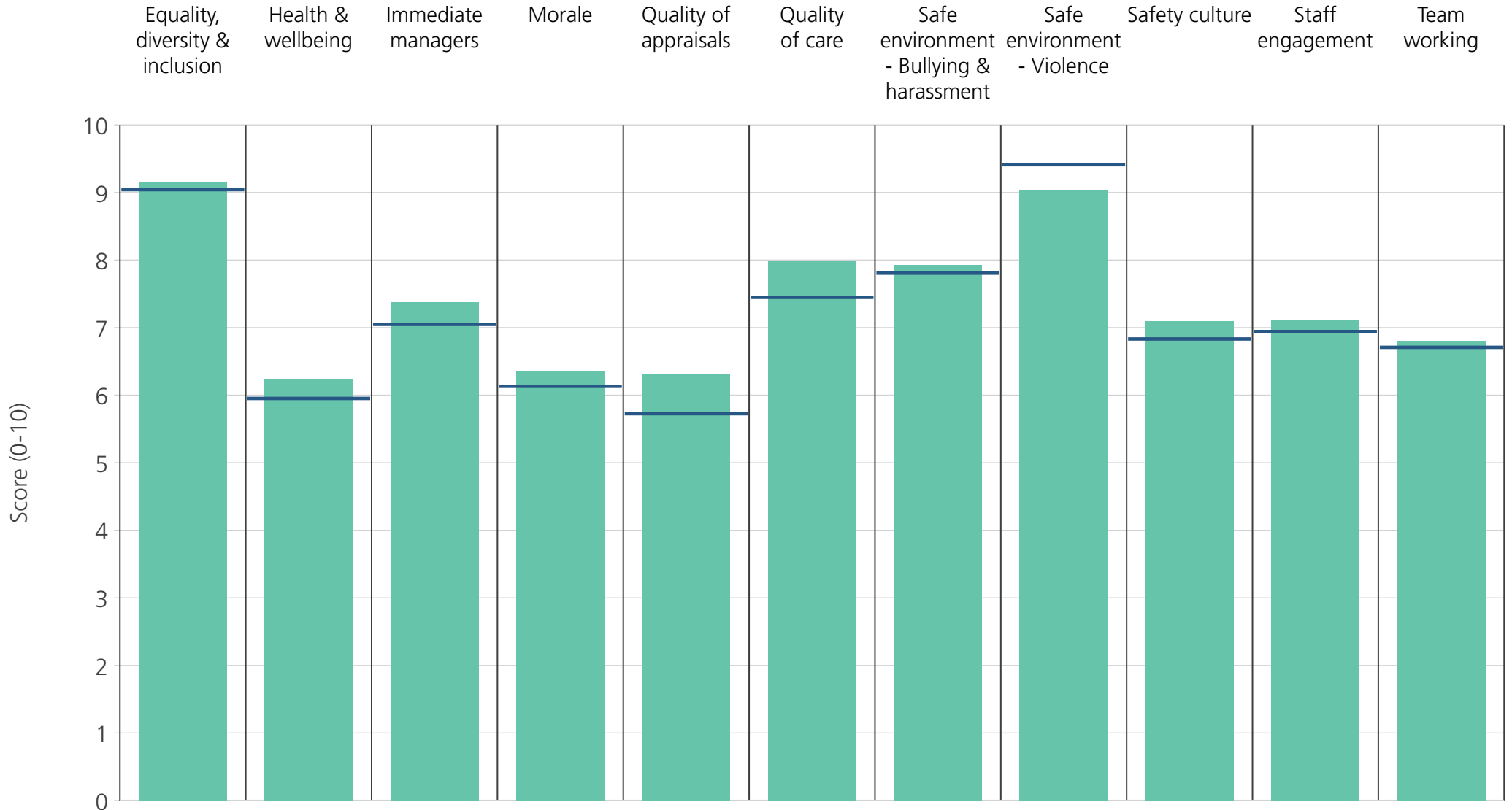
<b>Directorate</b>	9.0	5.2	6.7	5.9	4.5	7.4	7.2	9.7	7.0	6.8	6.6
<b>Your org</b>	9.0	6.0	7.0	6.1	5.7	7.4	7.8	9.4	6.8	6.9	6.7
<b>Responses</b>	240	243	243	243	219	232	240	242	243	245	243

# Directorates 2

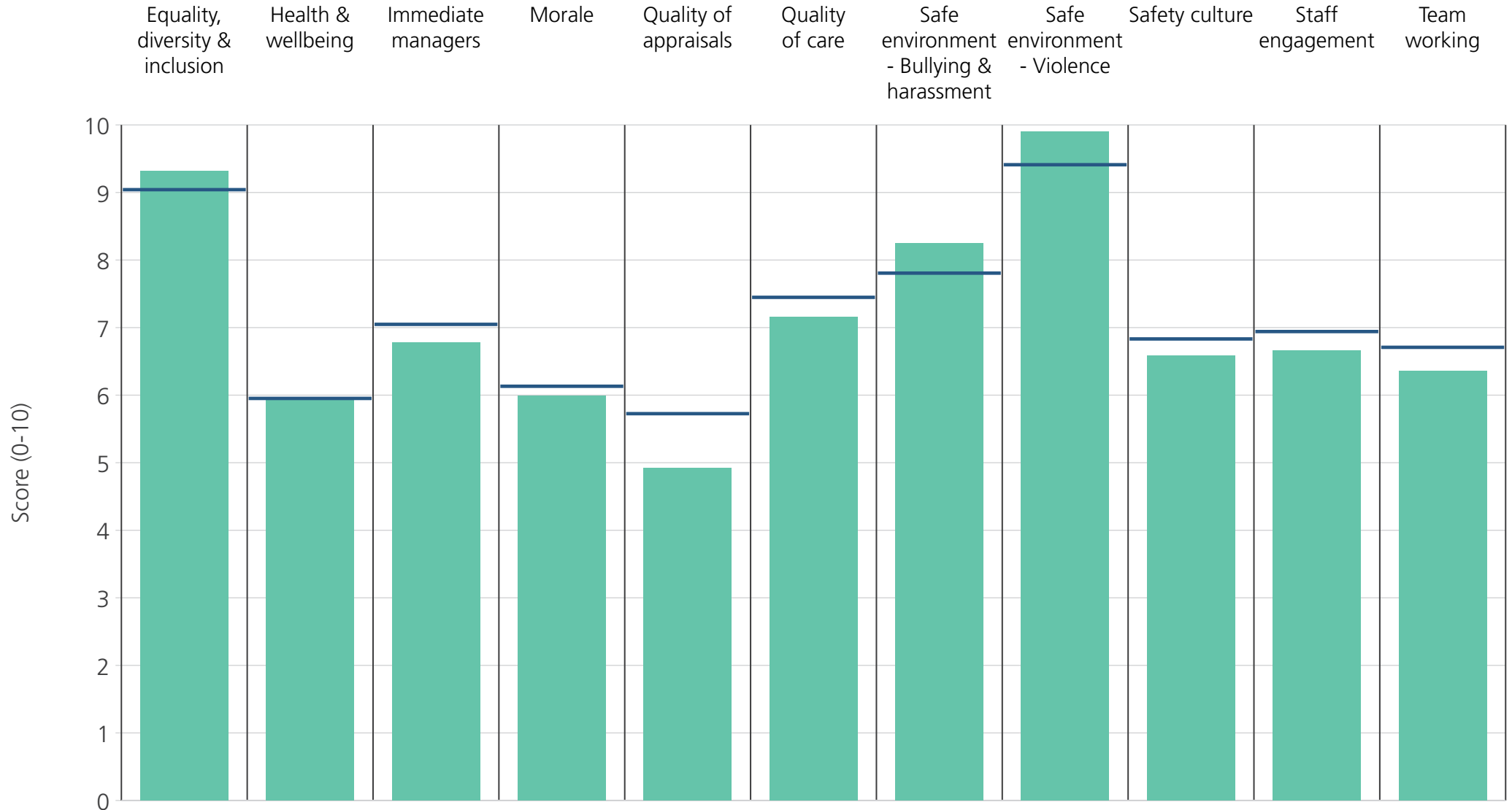
Southend University Hospital NHS Foundation Trust  
2019 NHS Staff Survey Results



<b>Directorate</b>	9.4	5.6	6.6	5.4	5.3	6.4	8.1	9.7	6.9	6.5	6.7
<b>Your org</b>	9.0	6.0	7.0	6.1	5.7	7.4	7.8	9.4	6.8	6.9	6.7
<b>Responses</b>	73	73	73	73	64	73	72	72	73	75	72

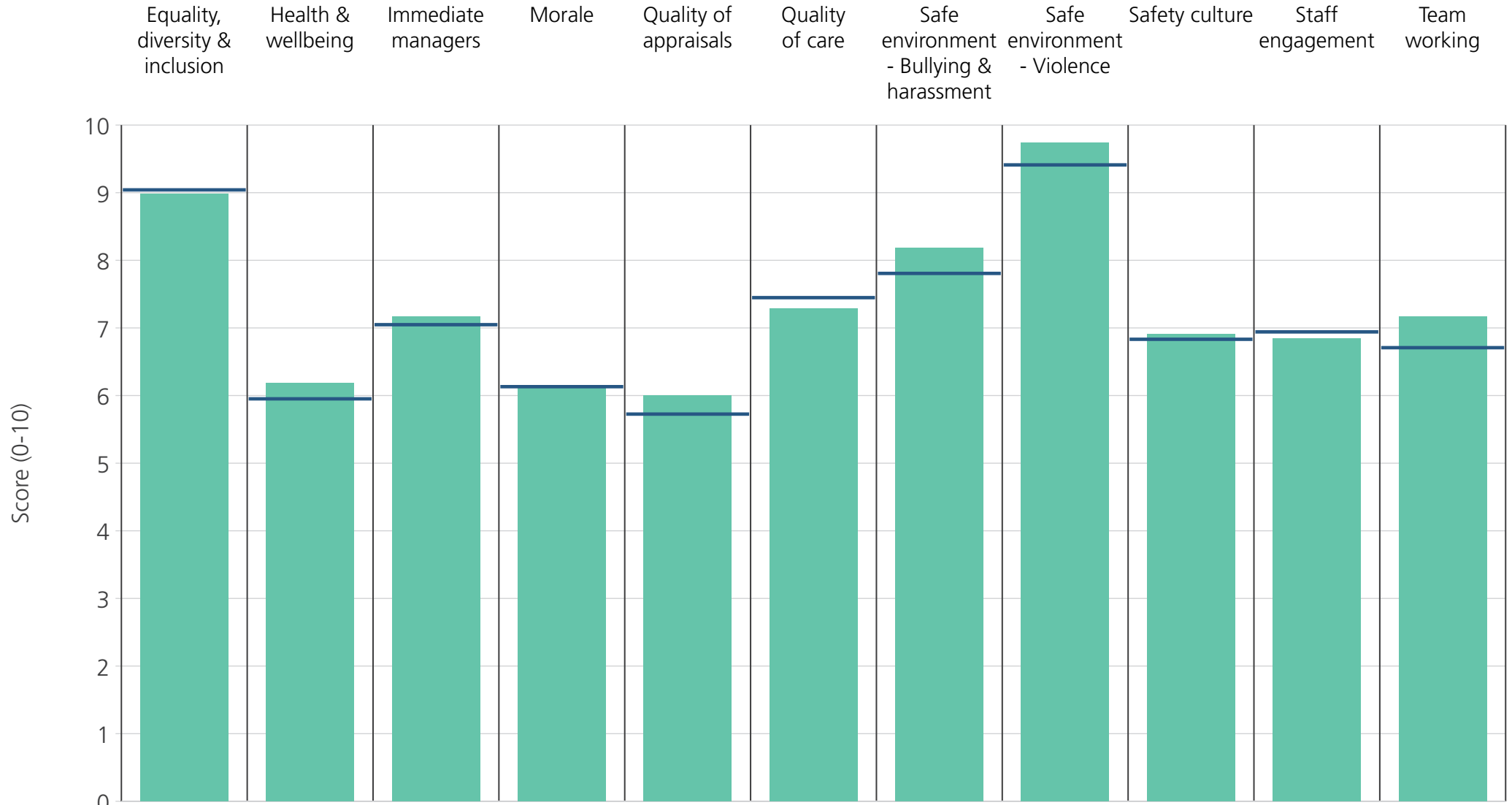


<b>Directorate</b>	9.2	6.2	7.4	6.3	6.3	8.0	7.9	9.0	7.1	7.1	6.8
<b>Your org</b>	9.0	6.0	7.0	6.1	5.7	7.4	7.8	9.4	6.8	6.9	6.7
<b>Responses</b>	500	500	506	496	403	502	504	501	503	511	500

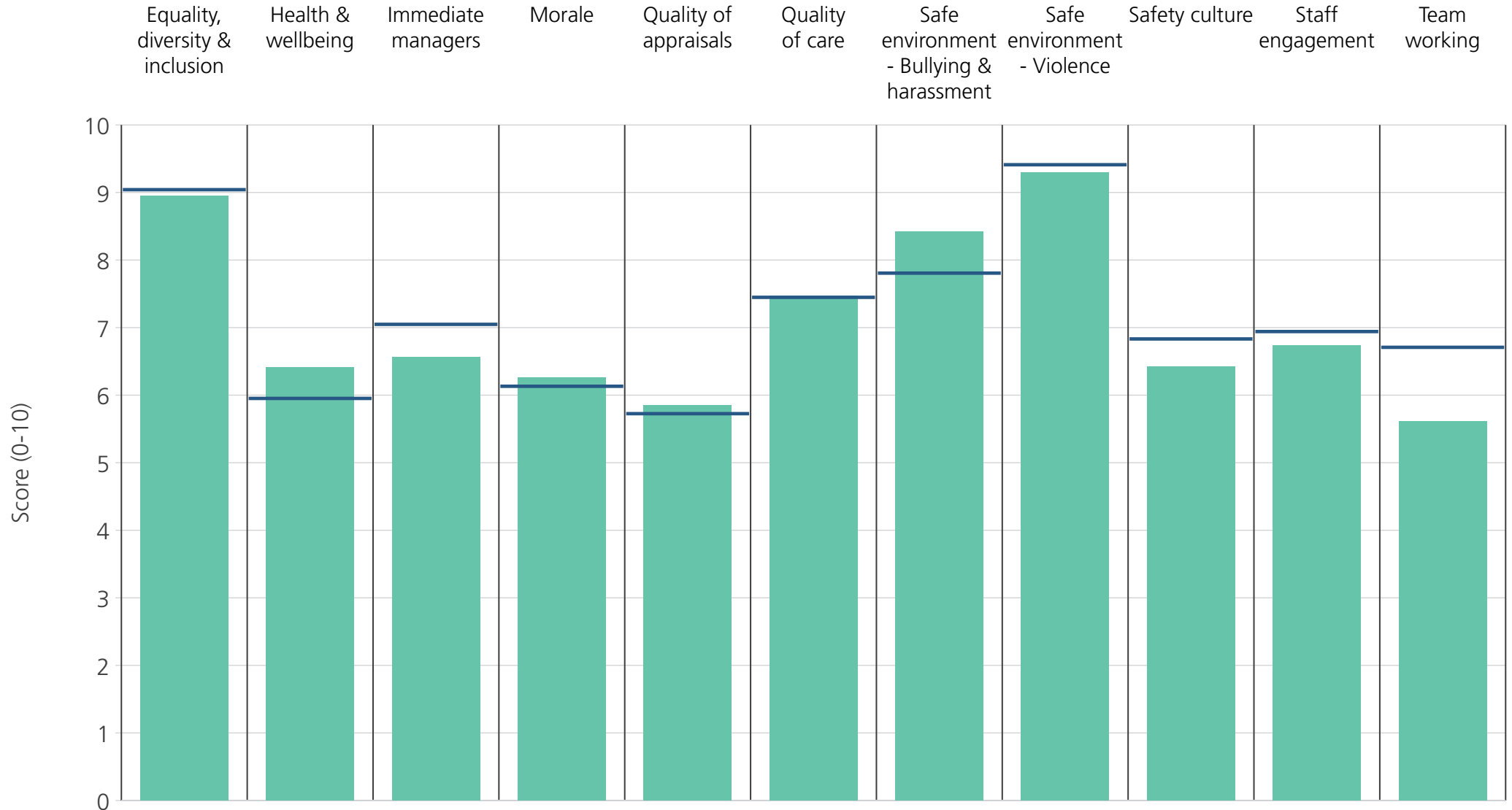


<b>Directorate</b>	9.3	6.0	6.8	6.0	4.9	7.2	8.3	9.9	6.6	6.7	6.4
<b>Your org</b>	9.0	6.0	7.0	6.1	5.7	7.4	7.8	9.4	6.8	6.9	6.7
<b>Responses</b>	664	668	673	666	539	476	661	663	663	677	667

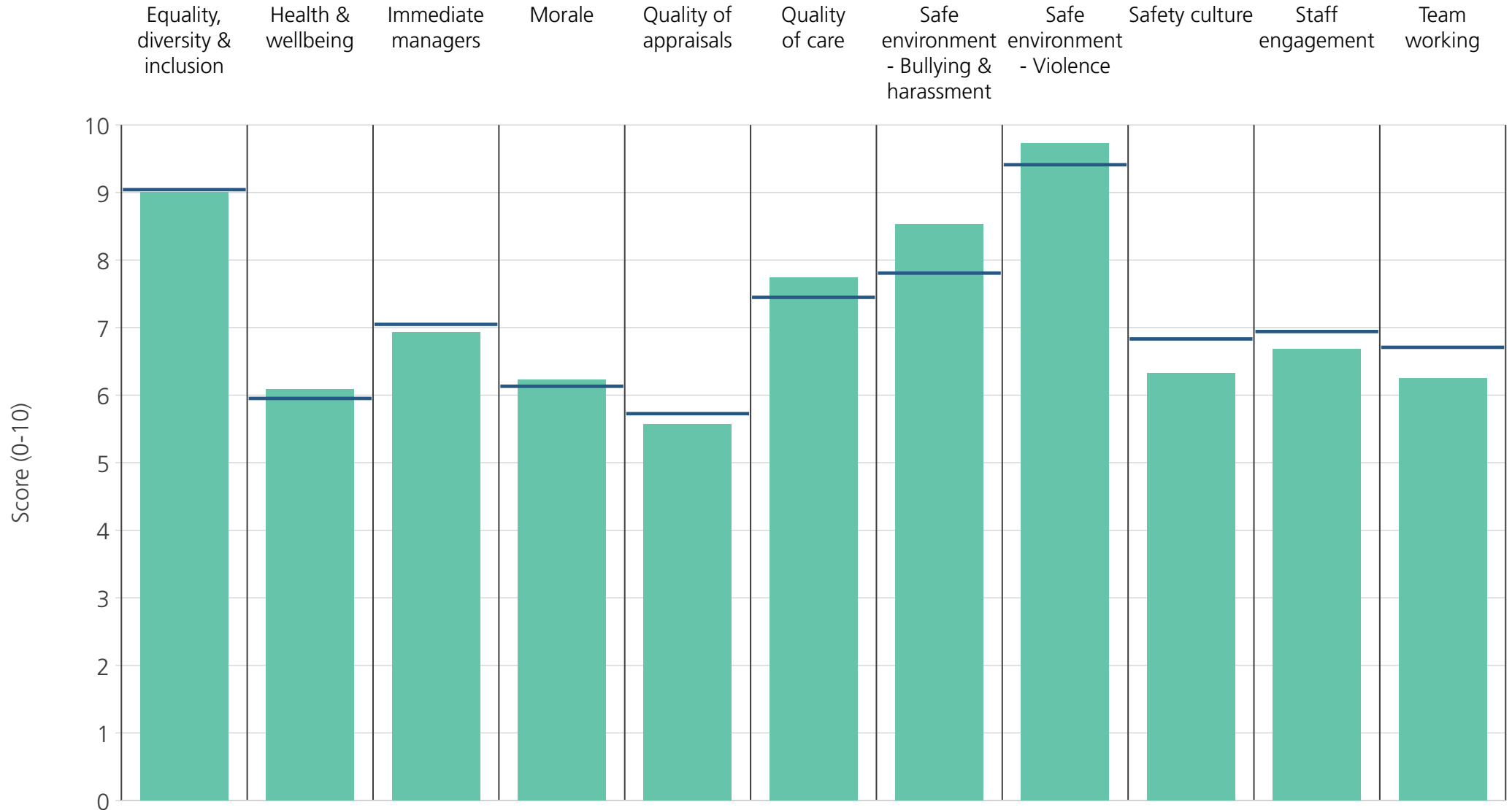




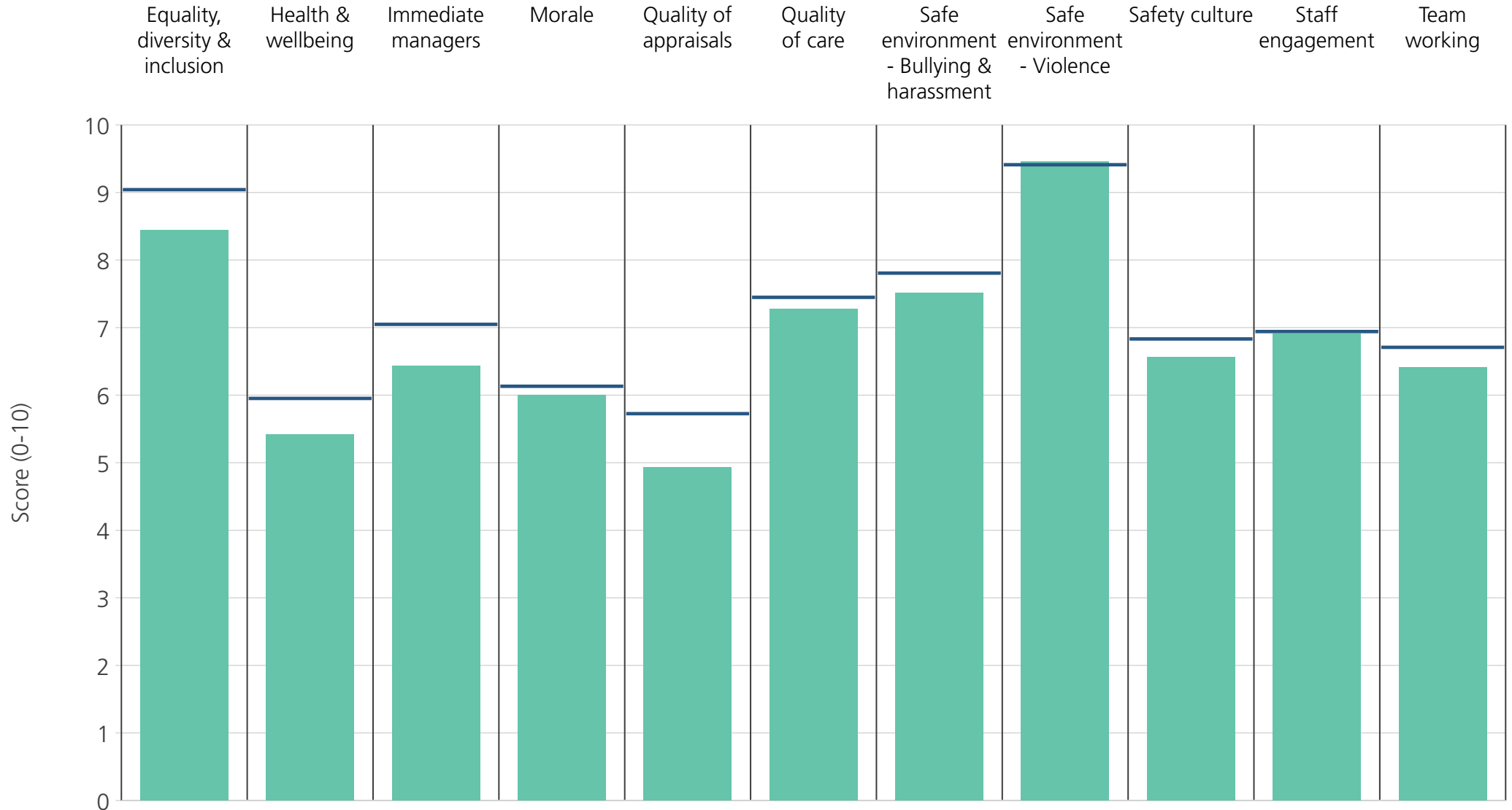
<b>Directorate</b>	9.0	6.2	7.2	6.1	6.0	7.3	8.2	9.7	6.9	6.8	7.2
<b>Your org</b>	9.0	6.0	7.0	6.1	5.7	7.4	7.8	9.4	6.8	6.9	6.7
<b>Responses</b>	225	228	228	225	200	227	225	225	228	229	226



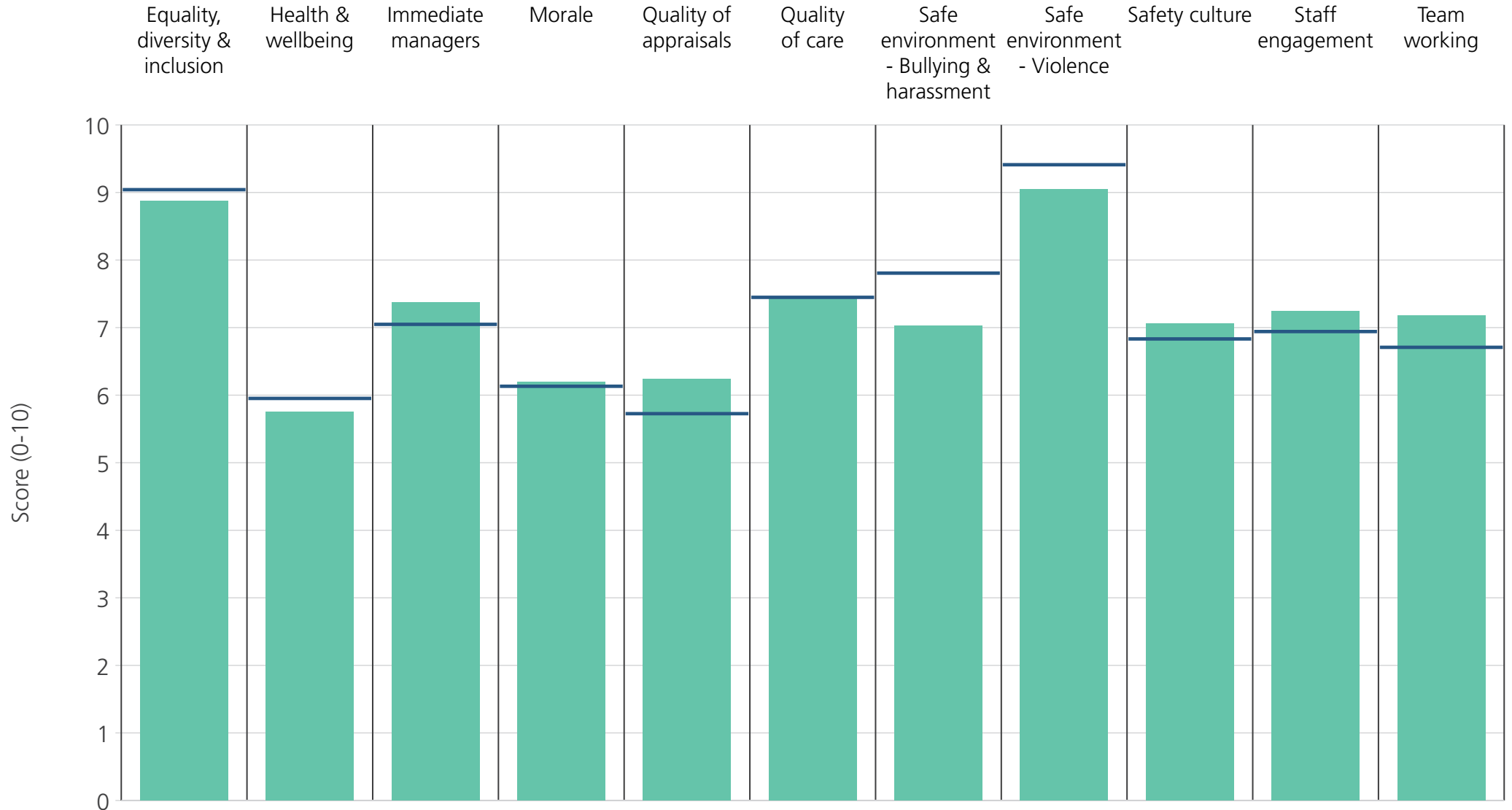
<b>Directorate</b>	8.9	6.4	6.6	6.3	5.9	7.5	8.4	9.3	6.4	6.7	5.6
<b>Your org</b>	9.0	6.0	7.0	6.1	5.7	7.4	7.8	9.4	6.8	6.9	6.7
<b>Responses</b>	138	138	141	133	106	110	135	138	136	138	134



<b>Directorate</b>	9.0	6.1	6.9	6.2	5.6	7.7	8.5	9.7	6.3	6.7	6.3
<b>Your org</b>	9.0	6.0	7.0	6.1	5.7	7.4	7.8	9.4	6.8	6.9	6.7
<b>Responses</b>	75	76	75	74	62	70	75	74	74	75	74



<b>Directorate</b>	8.4	5.4	6.4	6.0	4.9	7.3	7.5	9.5	6.6	6.9	6.4
<b>Your org</b>	9.0	6.0	7.0	6.1	5.7	7.4	7.8	9.4	6.8	6.9	6.7
<b>Responses</b>	196	198	199	197	171	199	196	199	199	201	200



<b>Directorate</b>	8.9	5.7	7.4	6.2	6.2	7.4	7.0	9.0	7.1	7.2	7.2
<b>Your org</b>	9.0	6.0	7.0	6.1	5.7	7.4	7.8	9.4	6.8	6.9	6.7
<b>Responses</b>	689	697	699	693	595	697	694	691	698	703	687