

# Taunton and Somerset NHS Foundation Trust

2019 NHS Staff Survey

**Directorate Report**

**Contents**

Introduction . . . . .	3
Themes – Directorates 1 . . . . .	4
Add Prof Scientific and Technic . . . . .	5
Additional Clinical Services . . . . .	6
Administrative and Clerical . . . . .	7
Allied Health Professionals . . . . .	8
Estates and Ancillary . . . . .	9
Healthcare Scientists . . . . .	10
Medical and Dental . . . . .	11
Nursing and Midwifery Registered . . . . .	12
Themes – Directorates 2 . . . . .	13
Acute Medicine . . . . .	14
Corporate Directorate . . . . .	15
HOPE and Clinical Support . . . . .	16
Maternity Pay . . . . .	17
Operational Management . . . . .	18
Surgery . . . . .	19
Trainee Psychologists . . . . .	20
Women And Children . . . . .	21

This directorate report for Taunton and Somerset NHS Foundation Trust contains results by directorate for themes from the 2019 NHS Staff Survey. These results are compared to the unweighted average for your organisation.

**Please note:** It is possible that there are differences between the 'Your org' scores reported in this directorate report and those in the benchmark report. This is because the results in the benchmark report are weighted to allow for fair comparisons between organisations of a similar type. However, in this report comparisons are made within your organisation so the unweighted organisation result is a more appropriate point of comparison.

The directorate breakdowns used in this report were provided and defined by Taunton and Somerset NHS Foundation Trust. Details of how the theme scores were calculated are included in the Technical Document, available to download from our [results website](#).

## Key features

Breakdown type and **directorate name** are specified in the header. Black text in the header is hyperlinked: clicking on '2019 NHS Staff Survey Results' navigates back to the contents page.

Directorate results are presented in the context of the (unweighted) **organisation average ('Your org')**, so it is easy to tell if a directorate is performing better or worse than the organisation average. For all themes, a higher score is a better result than a lower score.

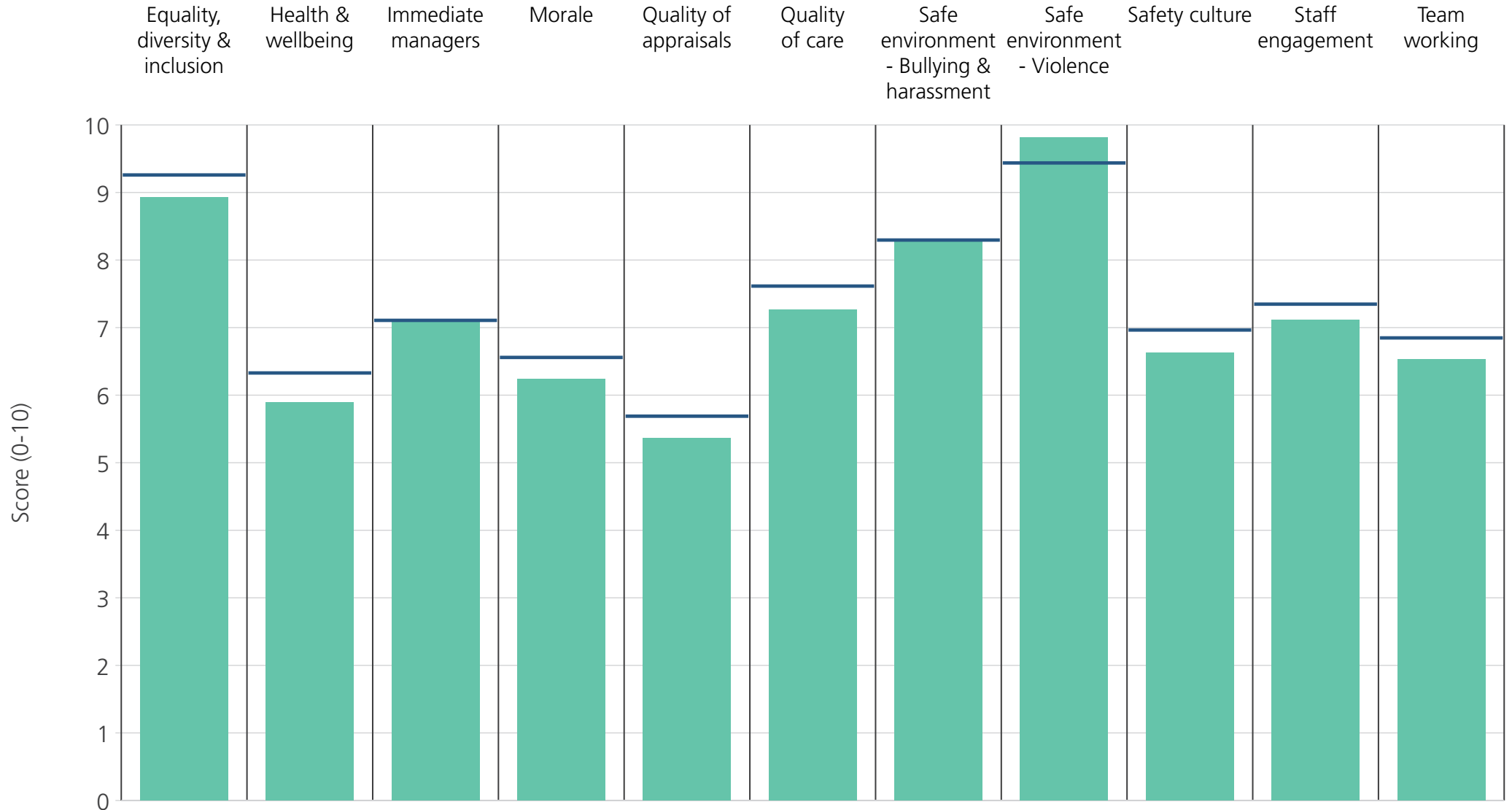
The **number of responses** feeding into each theme score **for the given directorate** is specified below the table containing the directorate and trust scores.



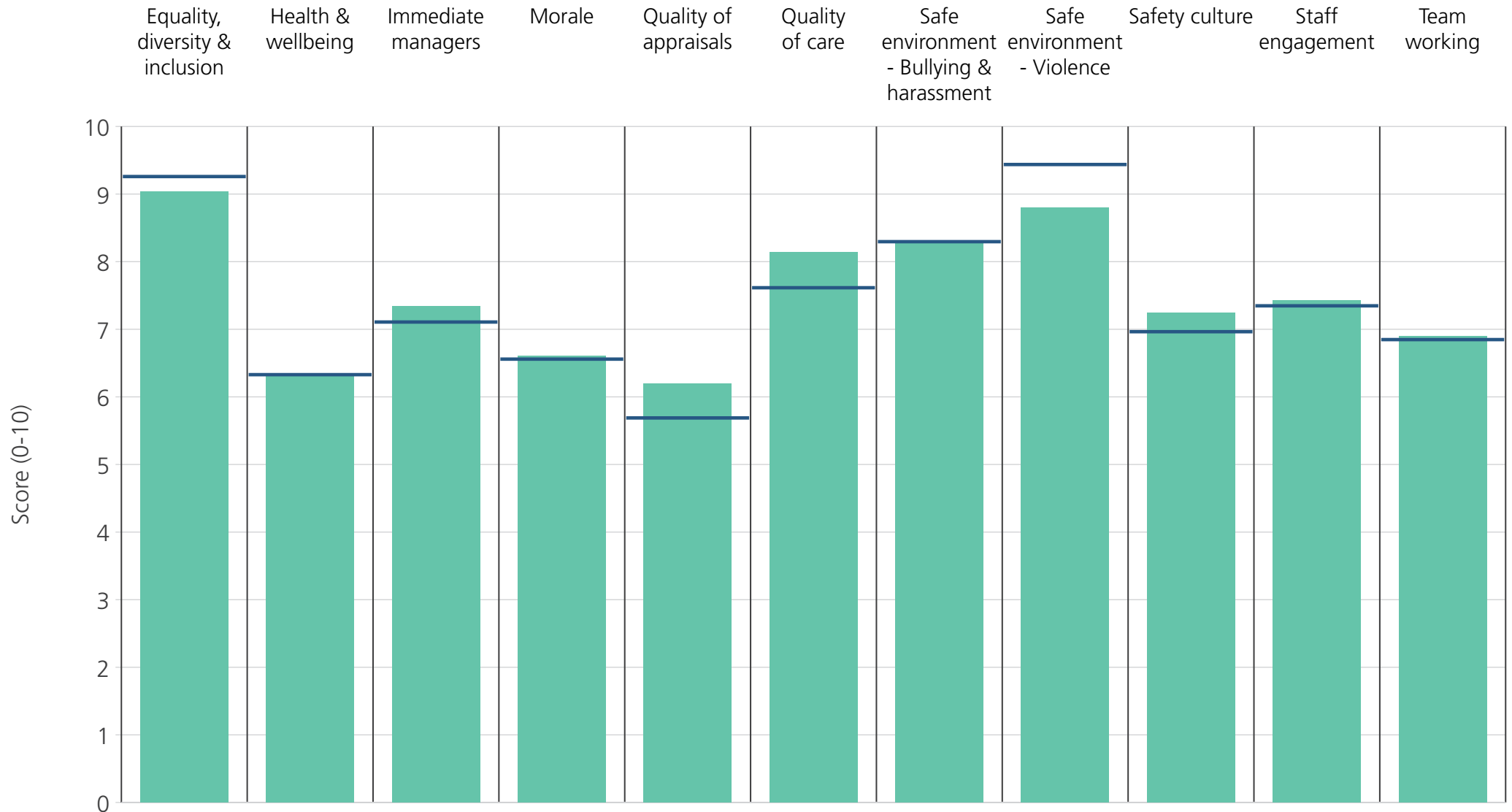
**! Note:** when there are less than 11 responses in a group, results are suppressed to protect staff confidentiality

# Directorates 1

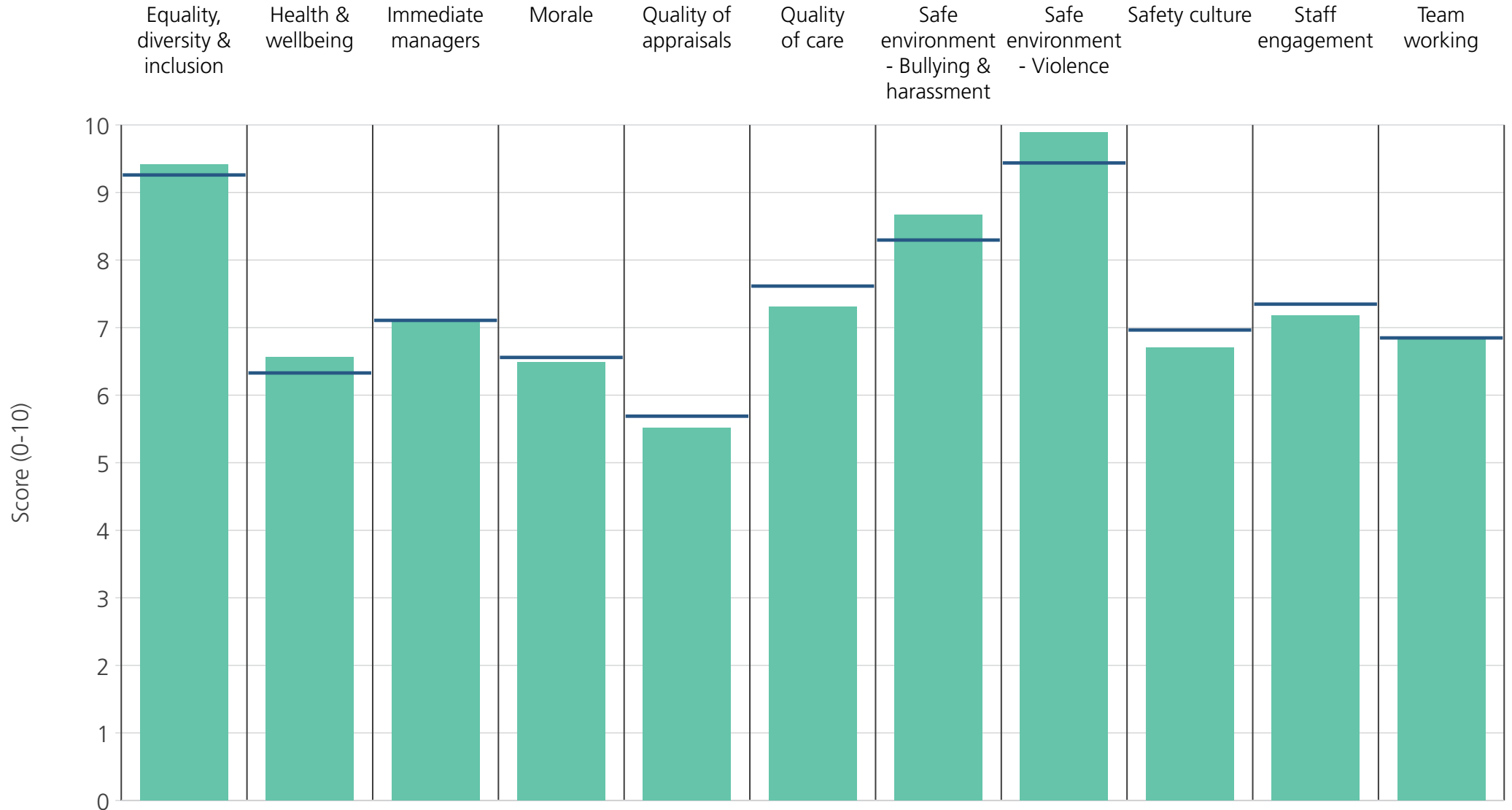
Taunton and Somerset NHS Foundation Trust  
2019 NHS Staff Survey Results



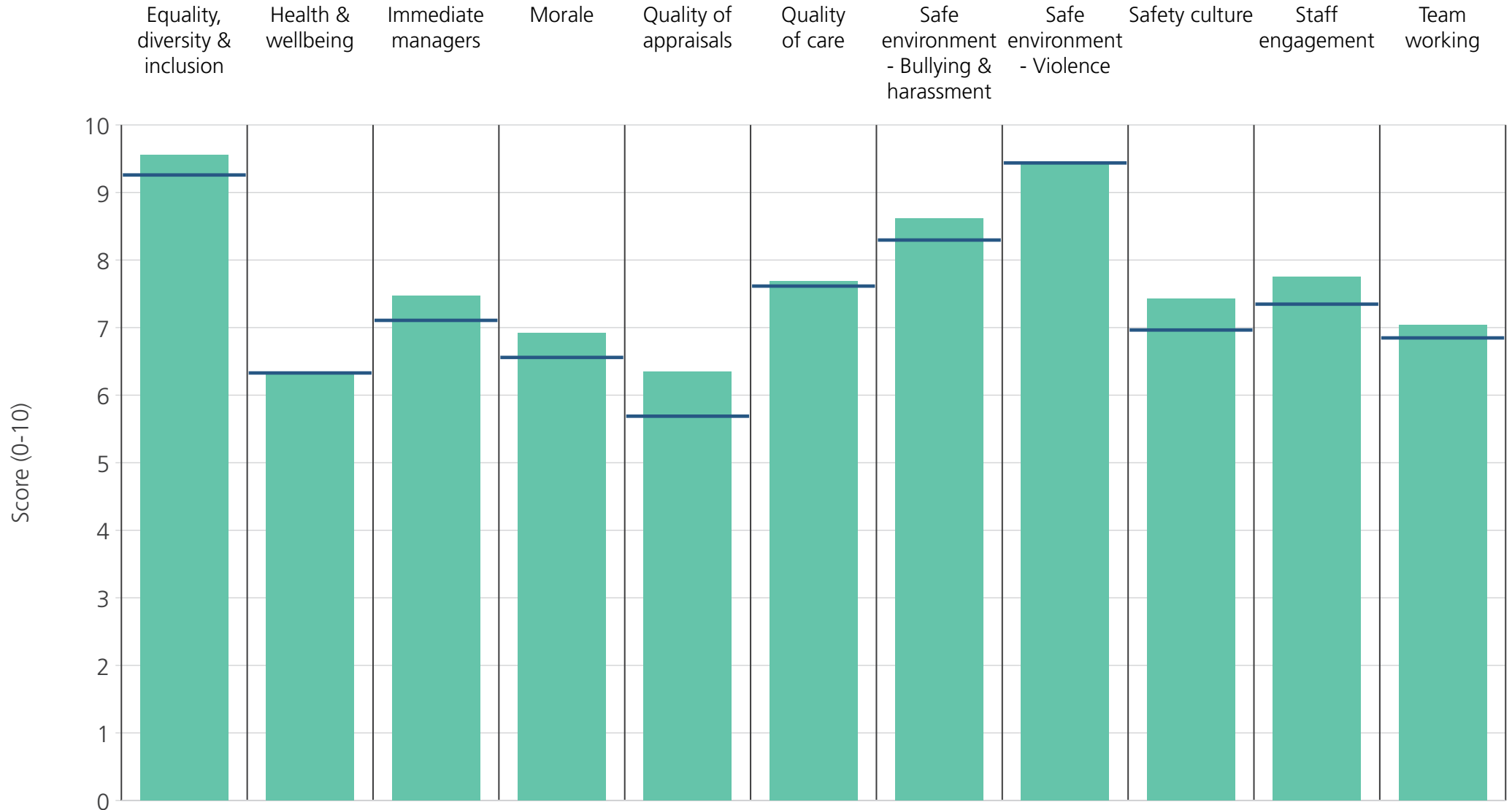
<b>Directorate</b>	8.9	5.9	7.1	6.2	5.4	7.3	8.3	9.8	6.6	7.1	6.5
<b>Your org</b>	9.3	6.3	7.1	6.6	5.7	7.6	8.3	9.4	7.0	7.3	6.8
<b>Responses</b>	89	89	89	87	72	87	88	88	89	89	88



<b>Directorate</b>	9.0	6.3	7.3	6.6	6.2	8.1	8.3	8.8	7.2	7.4	6.9
<b>Your org</b>	9.3	6.3	7.1	6.6	5.7	7.6	8.3	9.4	7.0	7.3	6.8
<b>Responses</b>	369	369	369	368	275	358	368	366	367	369	366

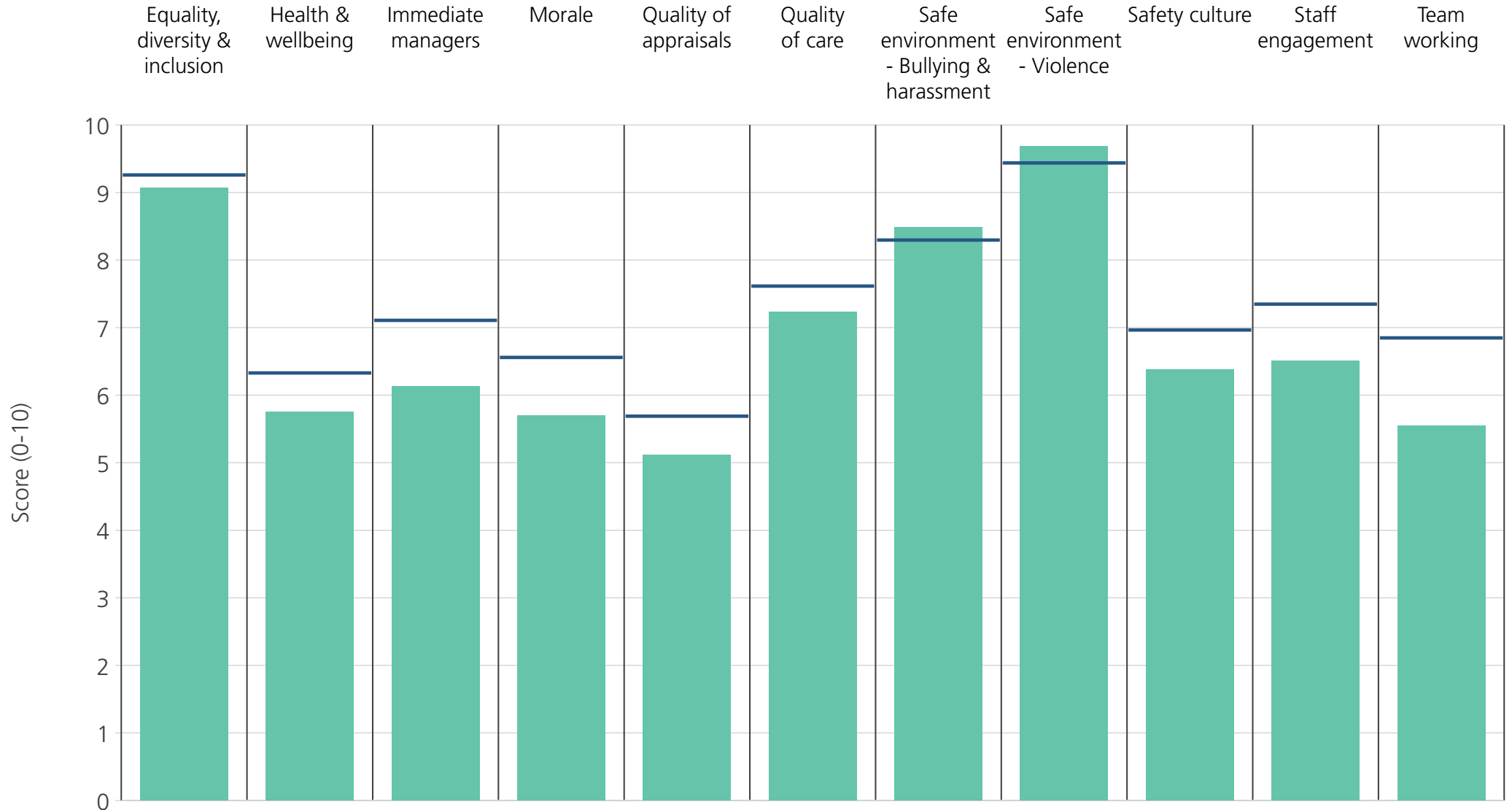


<b>Directorate</b>	9.4	6.6	7.1	6.5	5.5	7.3	8.7	9.9	6.7	7.2	6.8
<b>Your org</b>	9.3	6.3	7.1	6.6	5.7	7.6	8.3	9.4	7.0	7.3	6.8
<b>Responses</b>	650	650	652	650	567	412	649	651	650	651	647

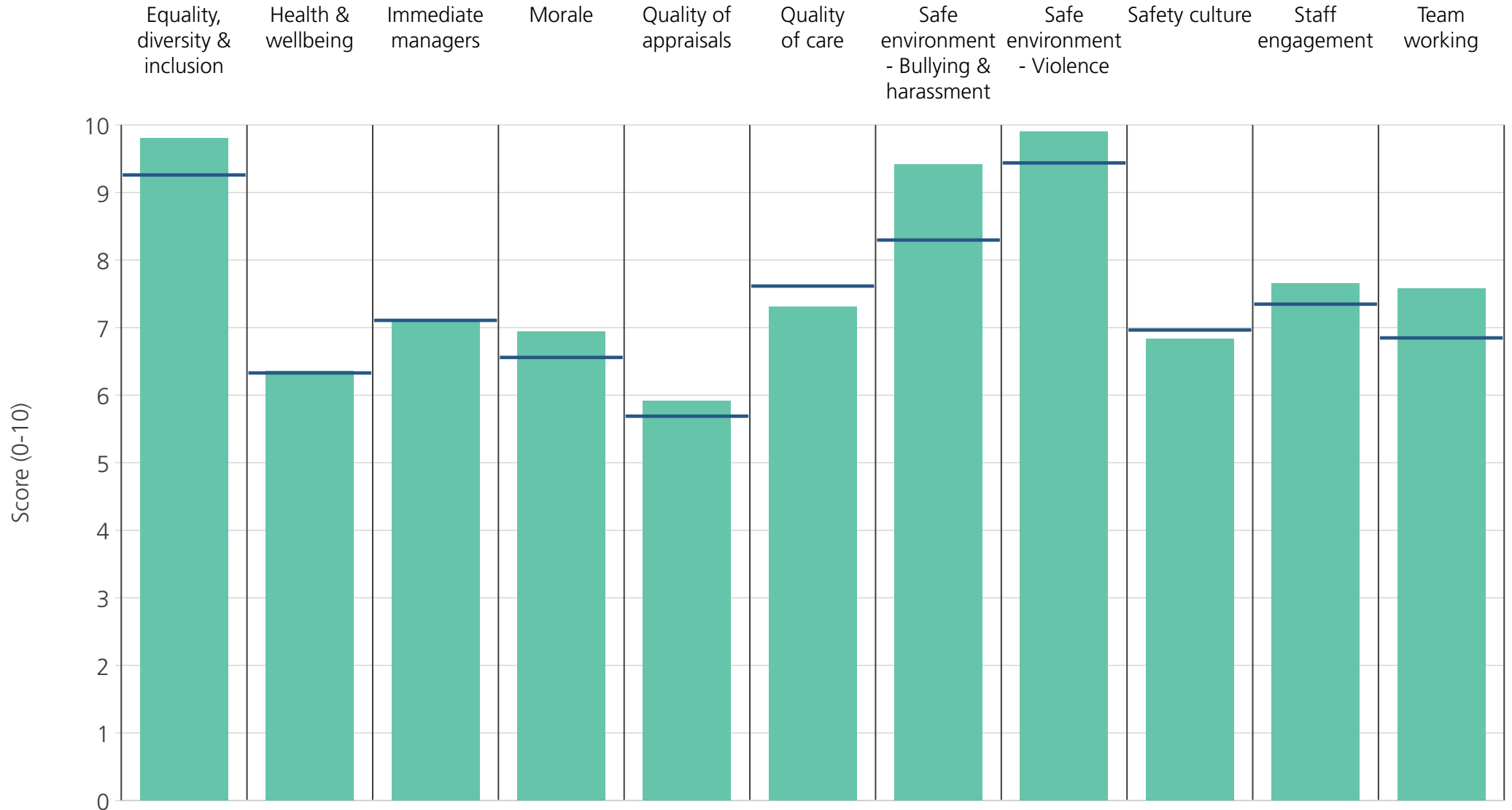


<b>Directorate</b>	9.6	6.3	7.5	6.9	6.3	7.7	8.6	9.5	7.4	7.8	7.0
<b>Your org</b>	9.3	6.3	7.1	6.6	5.7	7.6	8.3	9.4	7.0	7.3	6.8
<b>Responses</b>	123	123	123	123	110	123	123	123	123	123	123

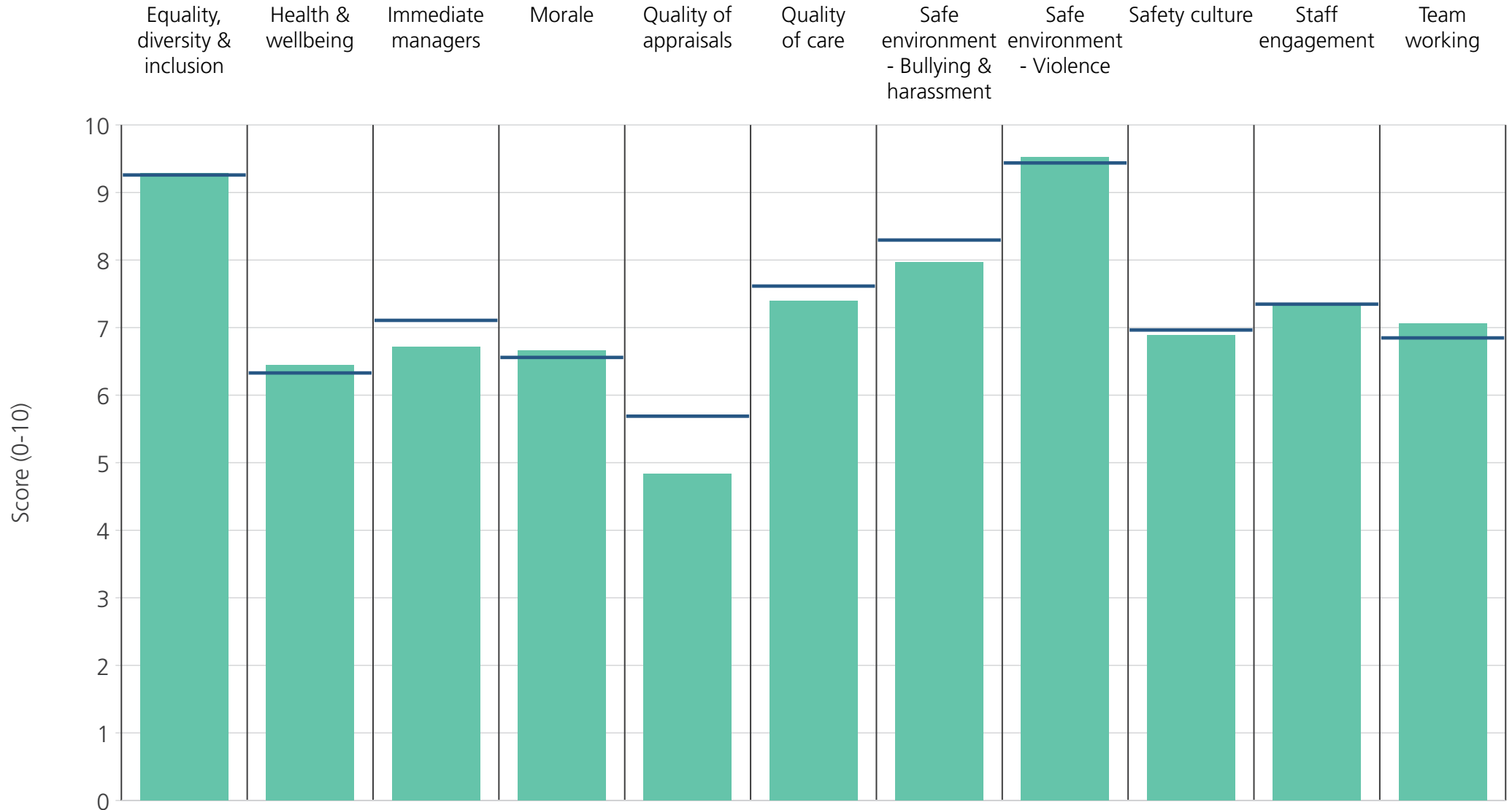




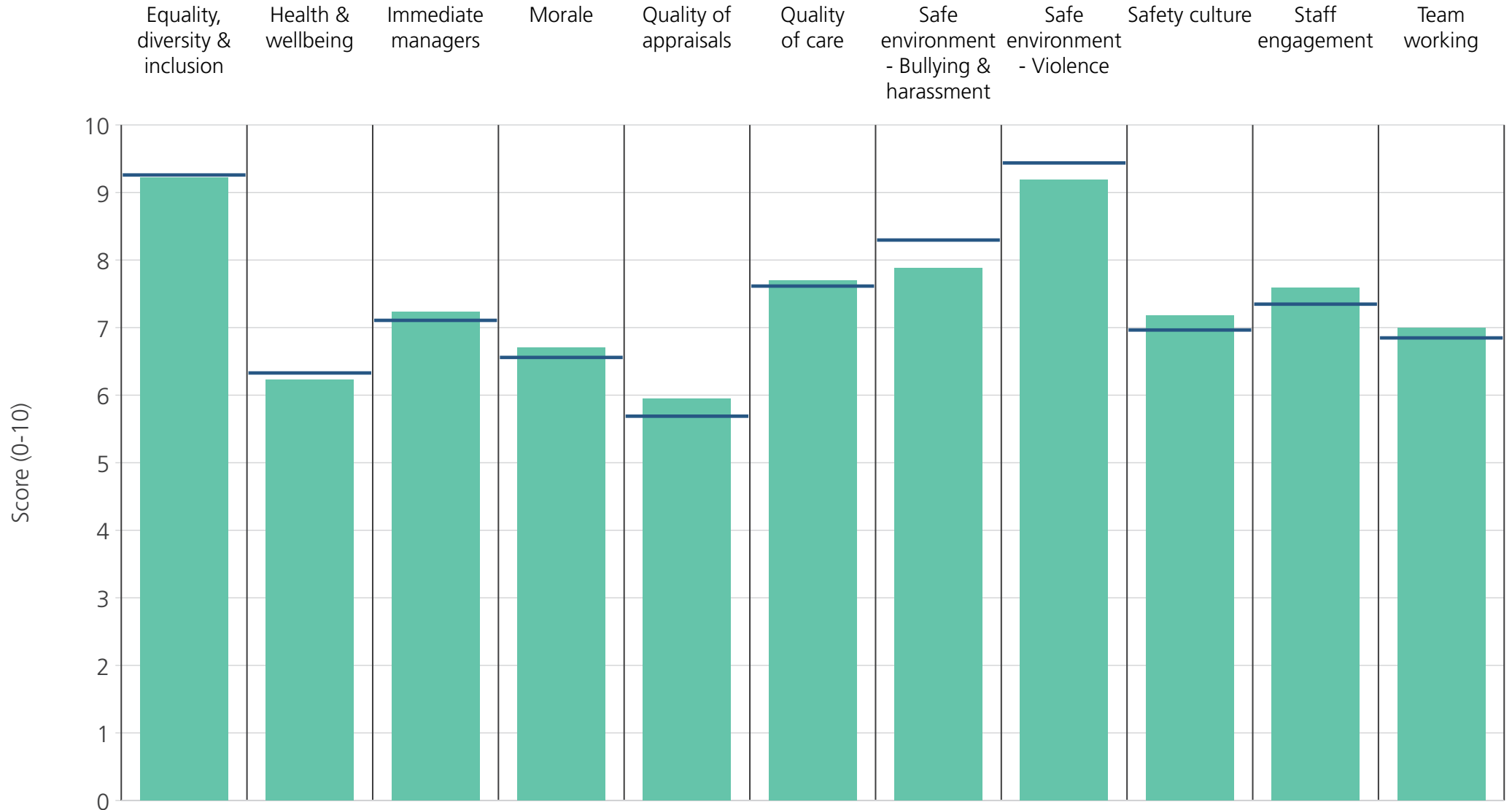
<b>Directorate</b>	9.1	5.8	6.1	5.7	5.1	7.2	8.5	9.7	6.4	6.5	5.5
<b>Your org</b>	9.3	6.3	7.1	6.6	5.7	7.6	8.3	9.4	7.0	7.3	6.8
<b>Responses</b>	137	137	137	138	118	101	136	137	138	138	133



<b>Directorate</b>	9.8	6.4	7.1	6.9	5.9	7.3	9.4	9.9	6.8	7.7	7.6
<b>Your org</b>	9.3	6.3	7.1	6.6	5.7	7.6	8.3	9.4	7.0	7.3	6.8
<b>Responses</b>	34	34	34	33	27	34	34	34	34	34	34



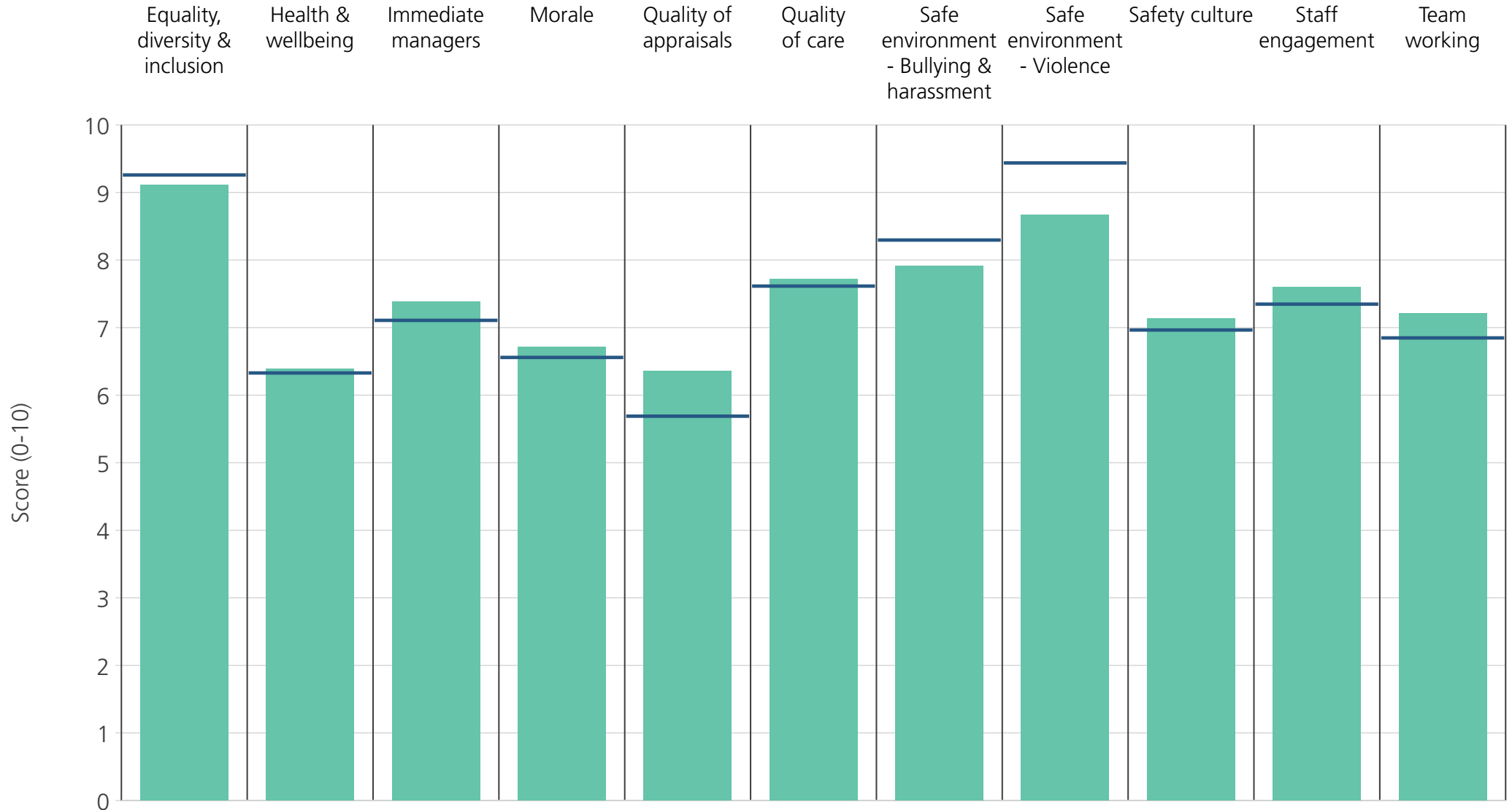
<b>Directorate</b>	9.3	6.4	6.7	6.7	4.8	7.4	8.0	9.5	6.9	7.3	7.1
<b>Your org</b>	9.3	6.3	7.1	6.6	5.7	7.6	8.3	9.4	7.0	7.3	6.8
<b>Responses</b>	215	216	214	215	203	214	216	216	216	216	213



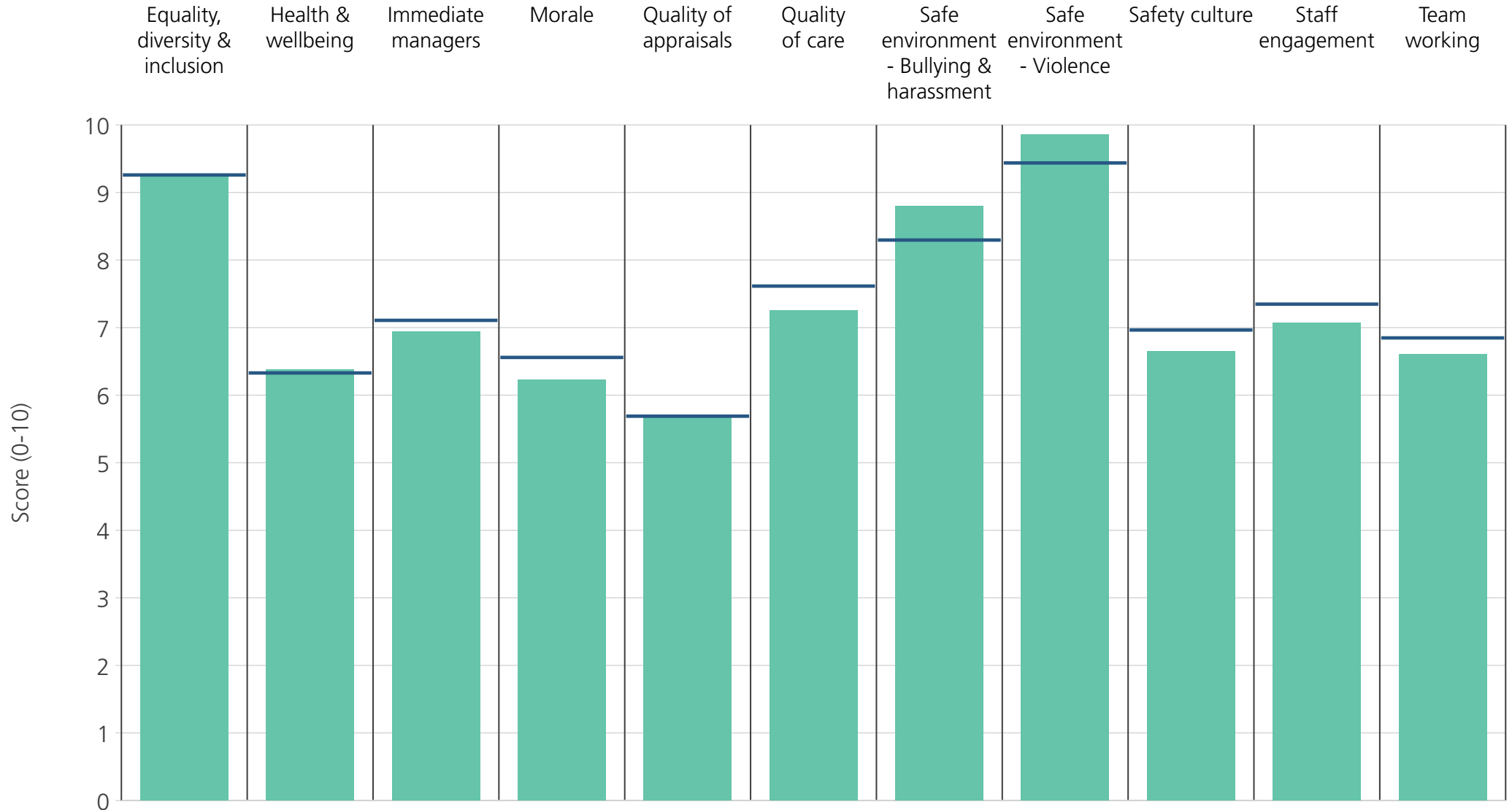
<b>Directorate</b>	9.2	6.2	7.2	6.7	5.9	7.7	7.9	9.2	7.2	7.6	7.0
<b>Your org</b>	9.3	6.3	7.1	6.6	5.7	7.6	8.3	9.4	7.0	7.3	6.8
<b>Responses</b>	659	660	659	655	559	648	655	657	659	659	654

# Directorates 2

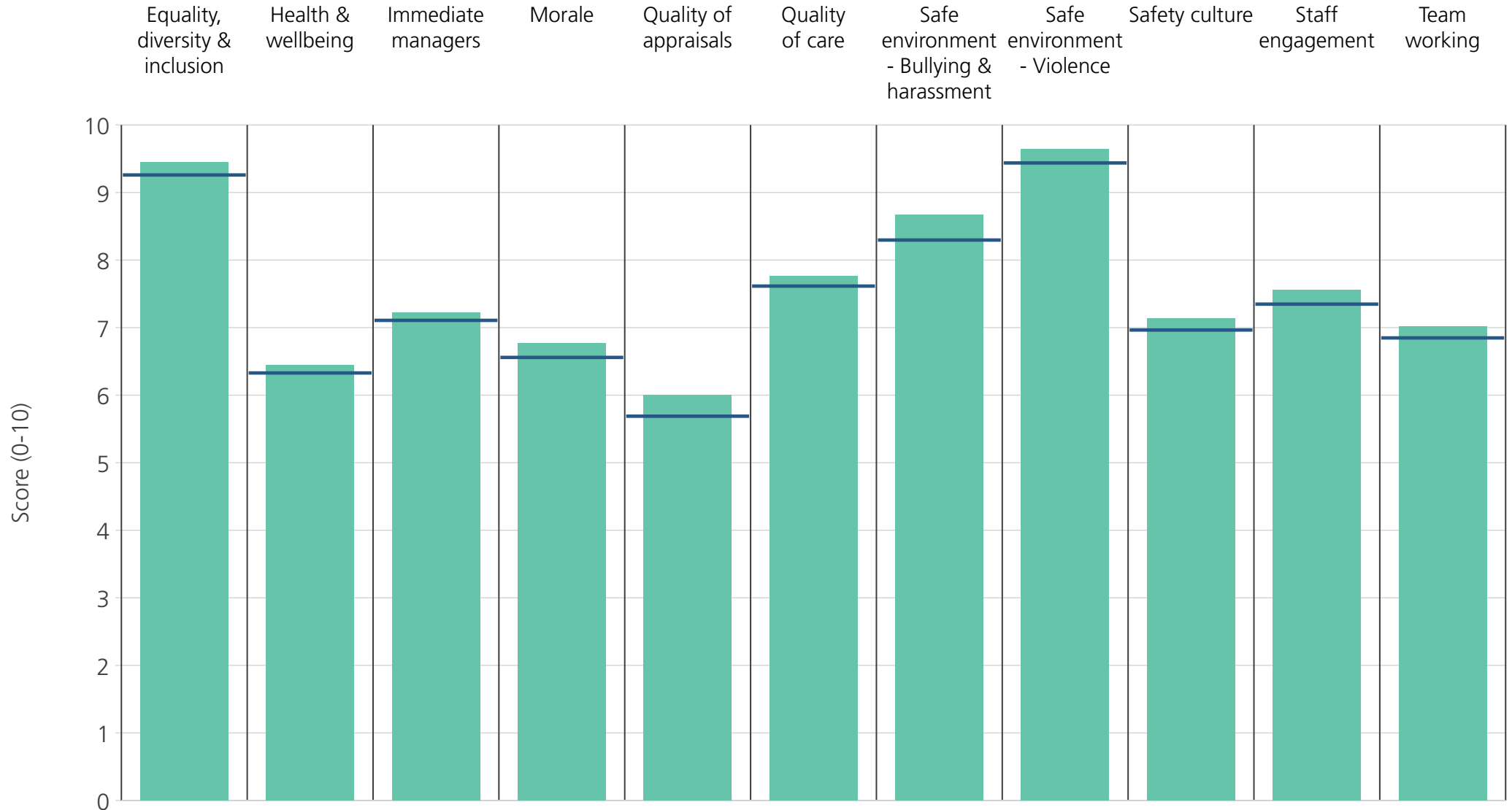
Taunton and Somerset NHS Foundation Trust  
2019 NHS Staff Survey Results



<b>Directorate</b>	9.1	6.4	7.4	6.7	6.4	7.7	7.9	8.7	7.1	7.6	7.2
<b>Your org</b>	9.3	6.3	7.1	6.6	5.7	7.6	8.3	9.4	7.0	7.3	6.8
<b>Responses</b>	448	448	448	445	361	431	447	446	446	449	446

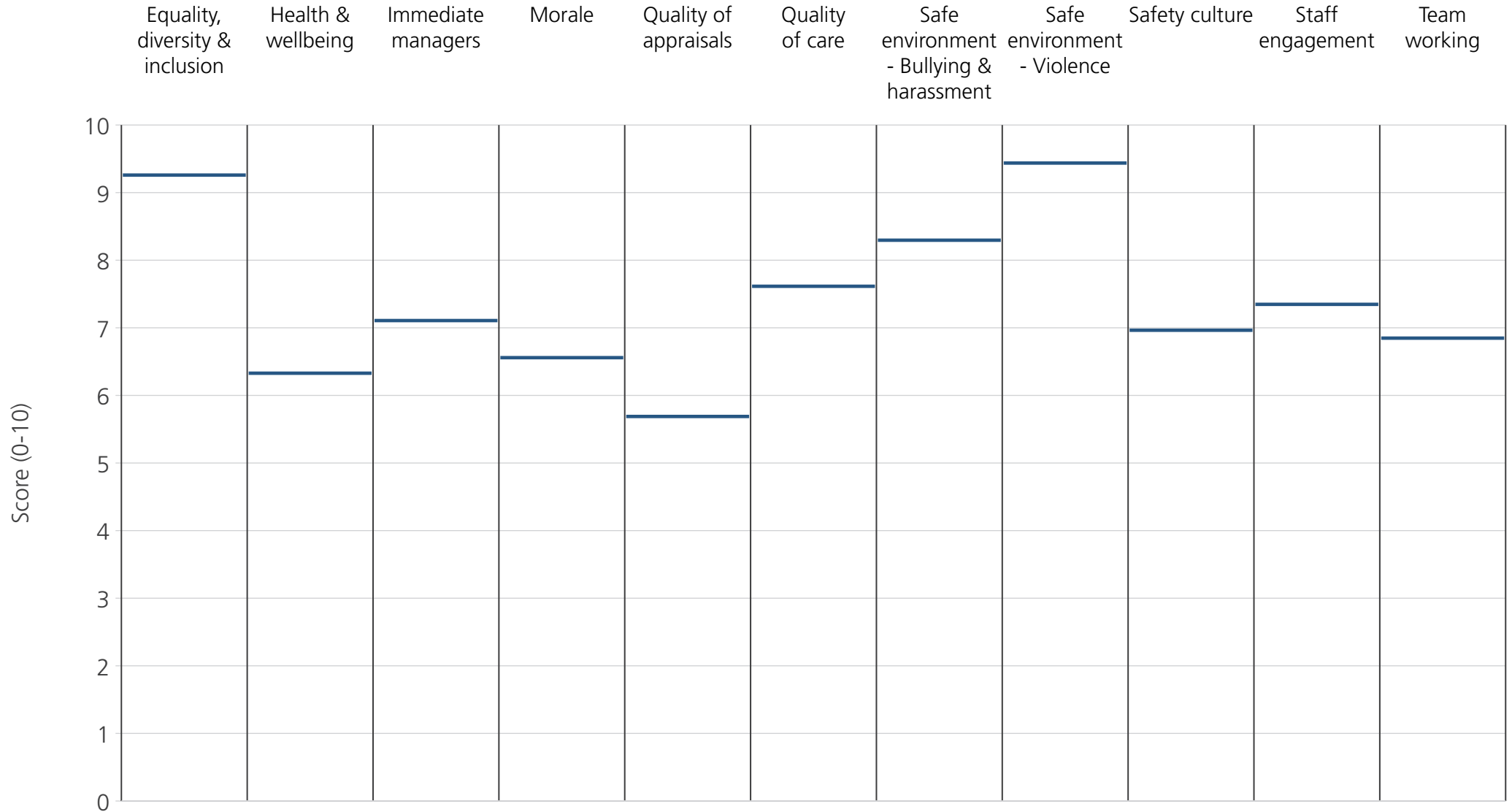


<b>Directorate</b>	9.3	6.4	6.9	6.2	5.7	7.3	8.8	9.9	6.6	7.1	6.6
<b>Your org</b>	9.3	6.3	7.1	6.6	5.7	7.6	8.3	9.4	7.0	7.3	6.8
<b>Responses</b>	492	493	494	492	427	280	491	493	494	493	486

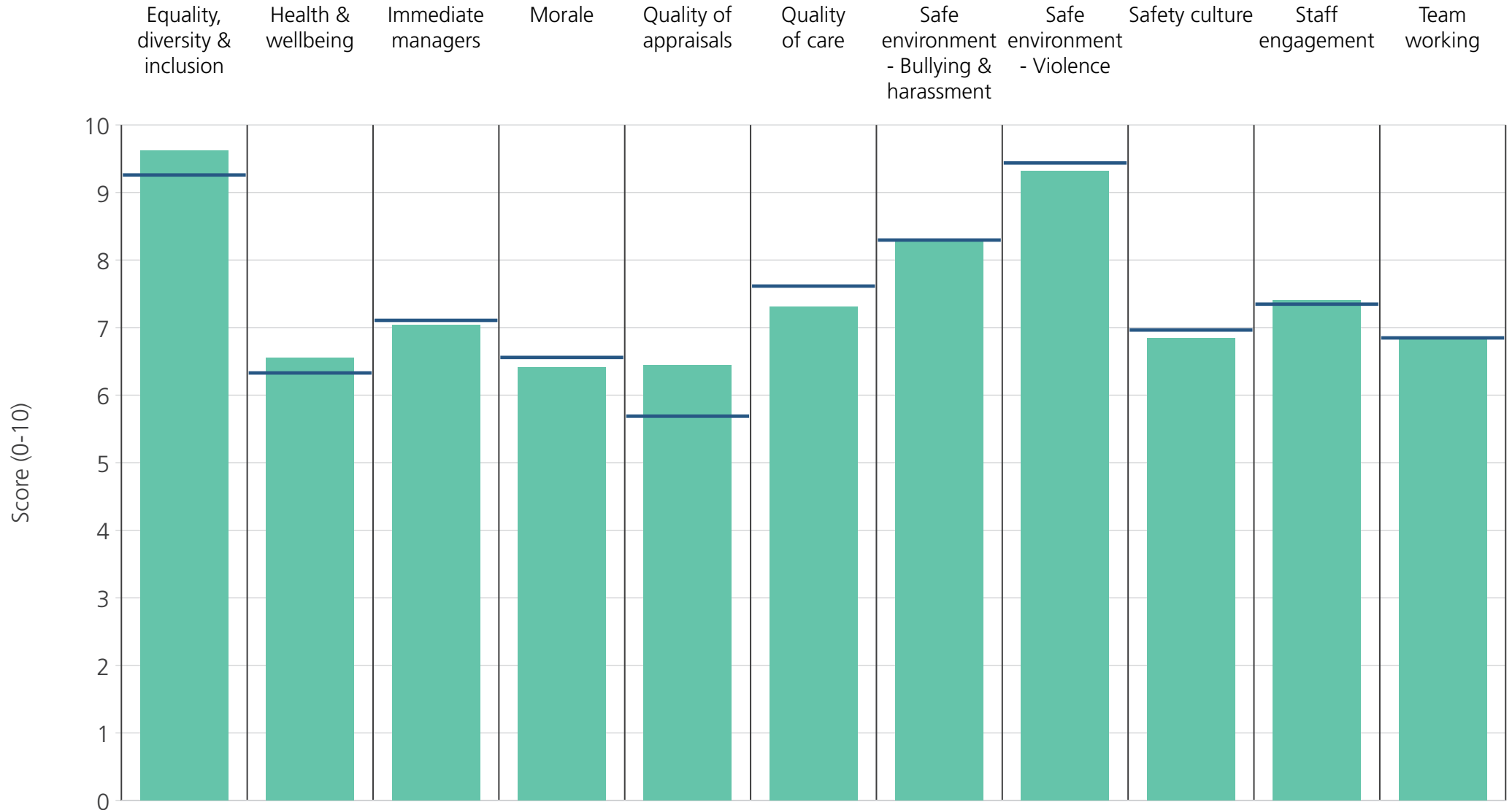


<b>Directorate</b>	9.4	6.4	7.2	6.8	6.0	7.8	8.7	9.6	7.1	7.6	7.0
<b>Your org</b>	9.3	6.3	7.1	6.6	5.7	7.6	8.3	9.4	7.0	7.3	6.8
<b>Responses</b>	362	362	362	362	331	342	360	362	362	362	360

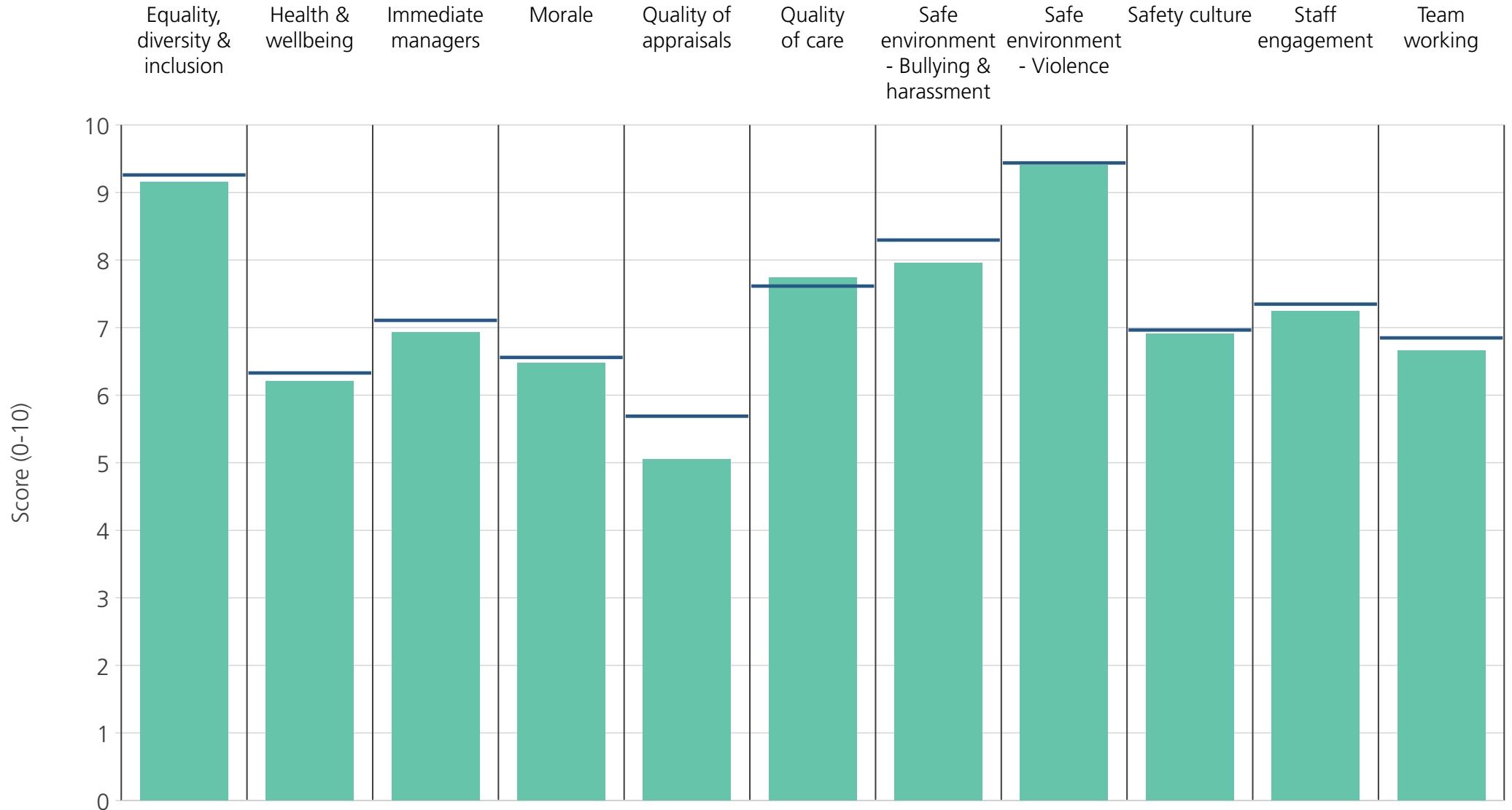




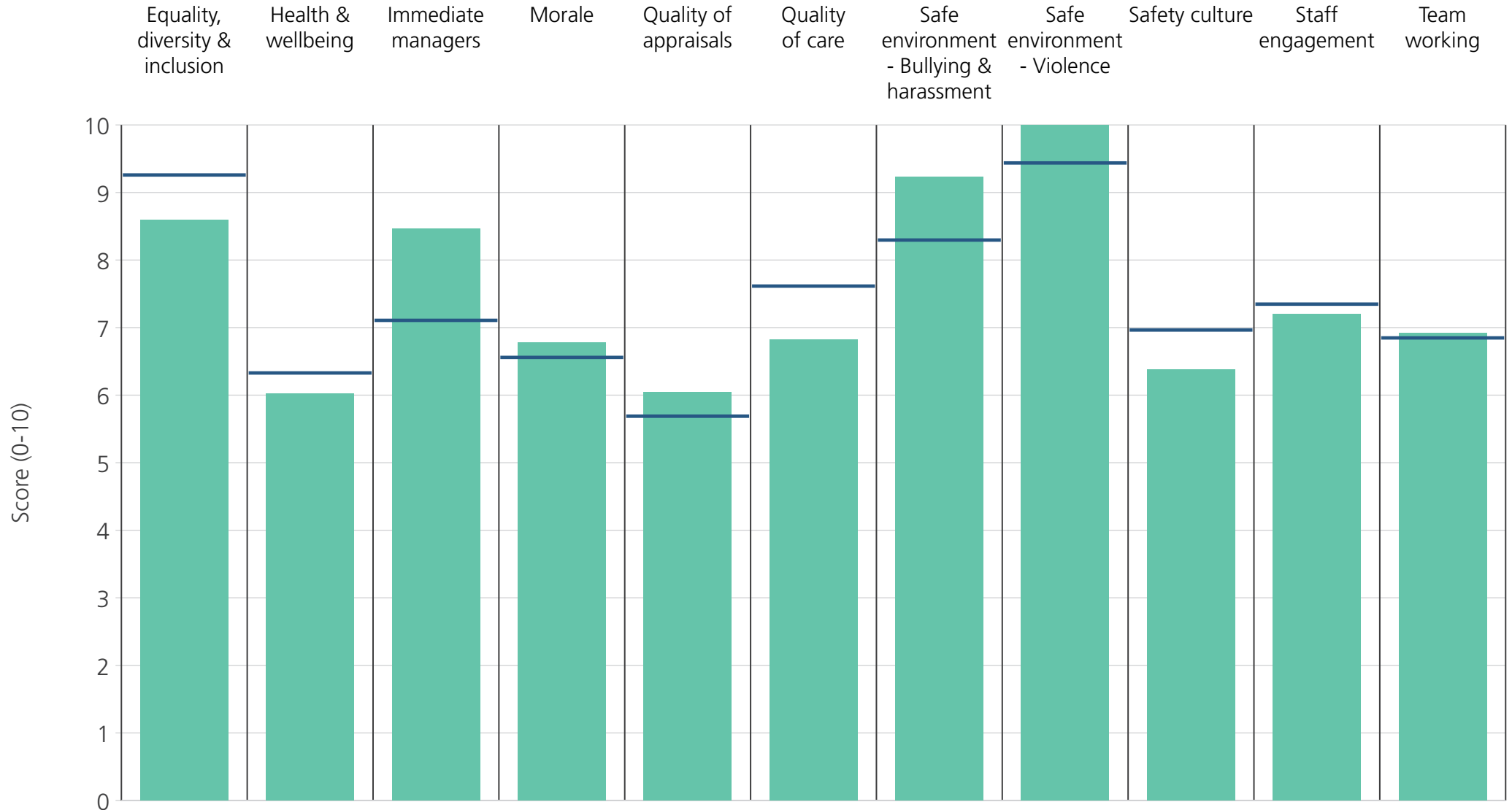
Directorate	9.3	6.3	7.1	6.6	5.7	7.6	8.3	9.4	7.0	7.3	6.8
<b>Your org</b>	9.3	6.3	7.1	6.6	5.7	7.6	8.3	9.4	7.0	7.3	6.8
<b>Responses</b>	8	8	8	8	6	7	8	8	8	8	8



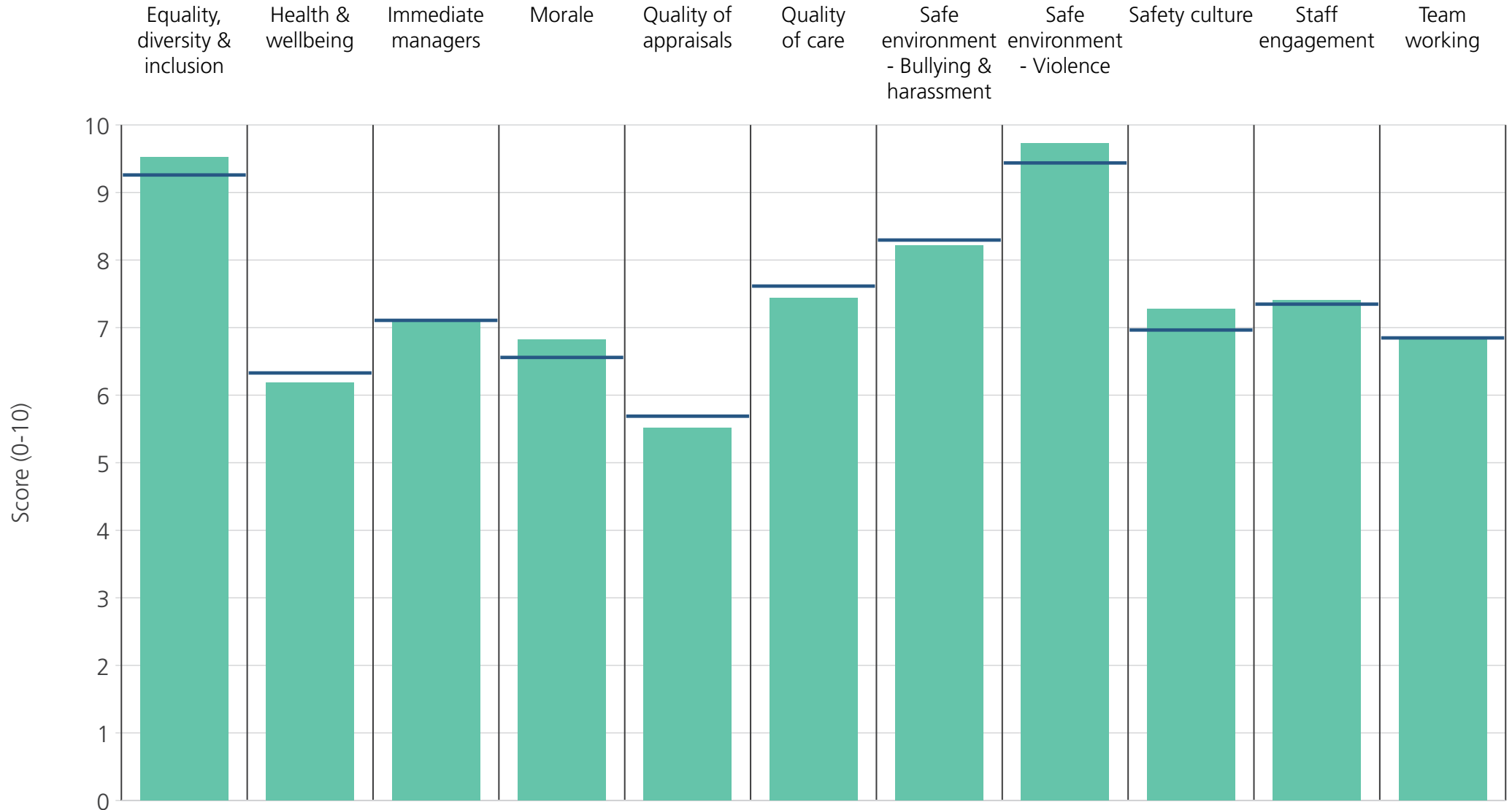
<b>Directorate</b>	9.6	6.6	7.0	6.4	6.4	7.3	8.3	9.3	6.8	7.4	6.9
<b>Your org</b>	9.3	6.3	7.1	6.6	5.7	7.6	8.3	9.4	7.0	7.3	6.8
<b>Responses</b>	50	50	50	50	46	37	50	49	50	50	49



<b>Directorate</b>	9.2	6.2	6.9	6.5	5.0	7.7	8.0	9.4	6.9	7.2	6.7
<b>Your org</b>	9.3	6.3	7.1	6.6	5.7	7.6	8.3	9.4	7.0	7.3	6.8
<b>Responses</b>	657	658	656	656	526	629	655	657	657	658	651



<b>Directorate</b>	8.6	6.0	8.5	6.8	6.0	6.8	9.2	10.0	6.4	7.2	6.9
<b>Your org</b>	9.3	6.3	7.1	6.6	5.7	7.6	8.3	9.4	7.0	7.3	6.8
<b>Responses</b>	26	26	26	25	18	26	26	25	26	26	26



<b>Directorate</b>	9.5	6.2	7.1	6.8	5.5	7.4	8.2	9.7	7.3	7.4	6.9
<b>Your org</b>	9.3	6.3	7.1	6.6	5.7	7.6	8.3	9.4	7.0	7.3	6.8
<b>Responses</b>	233	233	233	231	216	225	232	232	233	233	232