

# Dorset County Hospital NHS Foundation Trust

2019 NHS Staff Survey

**Directorate Report**

**Contents**

Introduction . . . . .	3
Themes – Directorates 1 . . . . .	4
Add Prof Scientific and Technic . . . . .	5
Additional Clinical Services . . . . .	6
Administrative and Clerical . . . . .	7
Allied Health Professionals . . . . .	8
Estates and Ancillary . . . . .	9
Healthcare Scientists . . . . .	10
Medical and Dental . . . . .	11
Nursing and Midwifery Registered . . . . .	12
Students . . . . .	13
Themes – Directorates 2 . . . . .	14
Director Of Nursing . . . . .	15
Family Services and Surgical Division . . . . .	16
Finance & Resources . . . . .	17
Trust Headquarters . . . . .	18
Urgent & Integrated Care . . . . .	19
Workforce & Human Resources . . . . .	20

This directorate report for Dorset County Hospital NHS Foundation Trust contains results by directorate for themes from the 2019 NHS Staff Survey. These results are compared to the unweighted average for your organisation.

**Please note:** It is possible that there are differences between the 'Your org' scores reported in this directorate report and those in the benchmark report. This is because the results in the benchmark report are weighted to allow for fair comparisons between organisations of a similar type. However, in this report comparisons are made within your organisation so the unweighted organisation result is a more appropriate point of comparison.

The directorate breakdowns used in this report were provided and defined by Dorset County Hospital NHS Foundation Trust. Details of how the theme scores were calculated are included in the Technical Document, available to download from our [results website](#).

## Key features

Breakdown type and **directorate name** are specified in the header. Black text in the header is hyperlinked: clicking on '2019 NHS Staff Survey Results' navigates back to the contents page.

Directorate results are presented in the context of the (unweighted) **organisation average ('Your org')**, so it is easy to tell if a directorate is performing better or worse than the organisation average. For all themes, a higher score is a better result than a lower score.

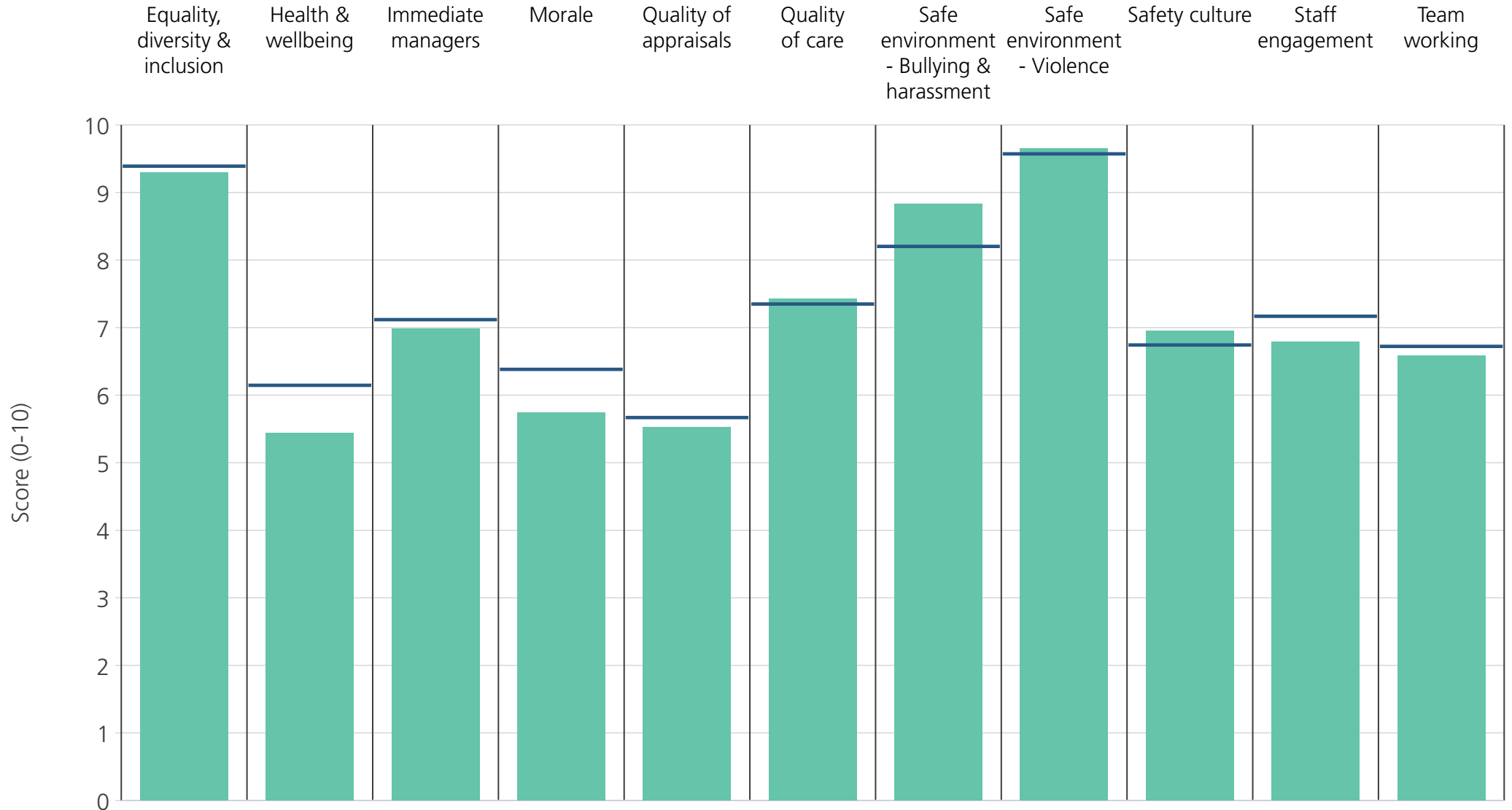
The **number of responses** feeding into each theme score **for the given directorate** is specified below the table containing the directorate and trust scores.



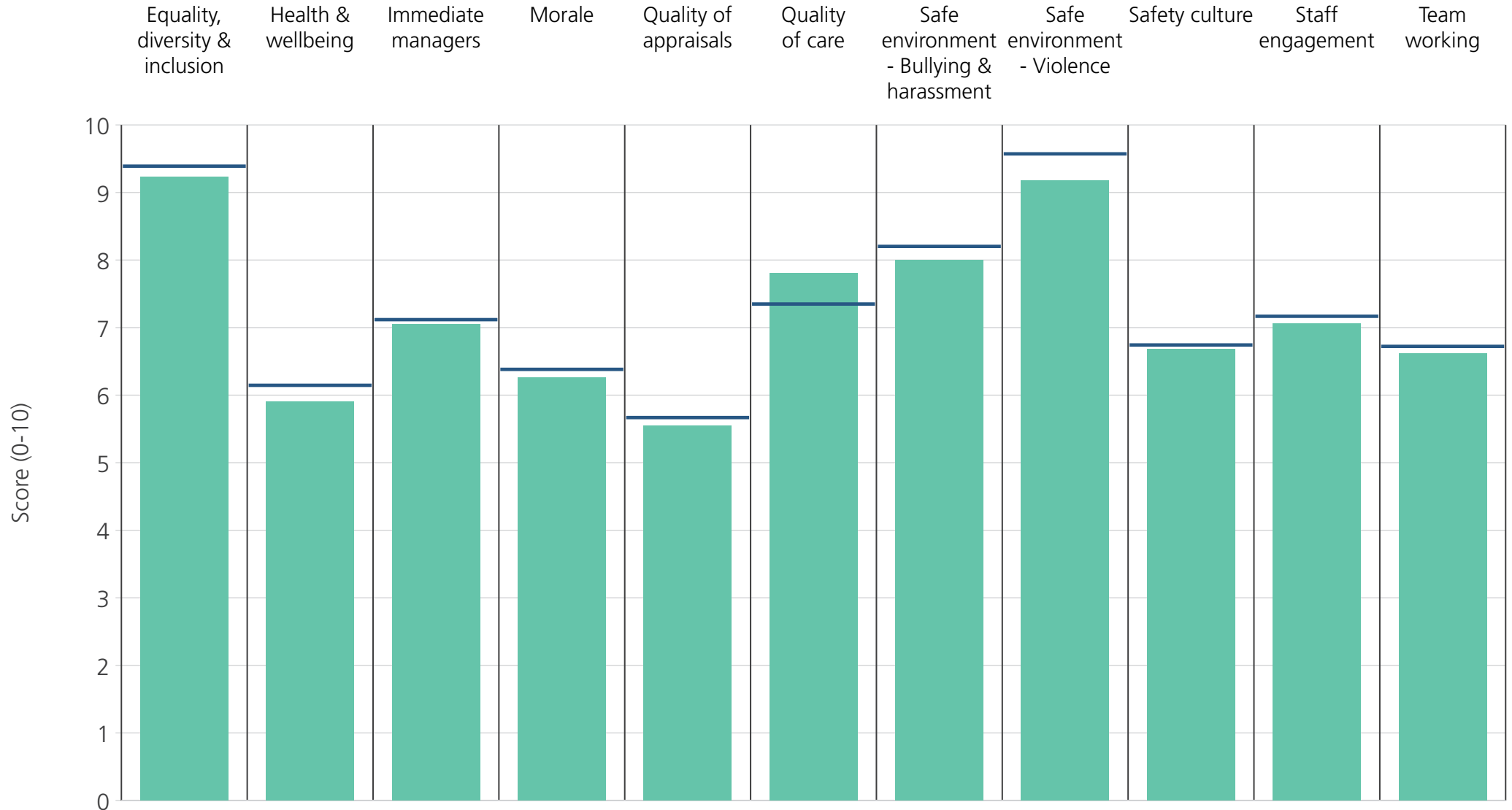
**! Note:** when there are less than 11 responses in a group, results are suppressed to protect staff confidentiality

# Directorates 1

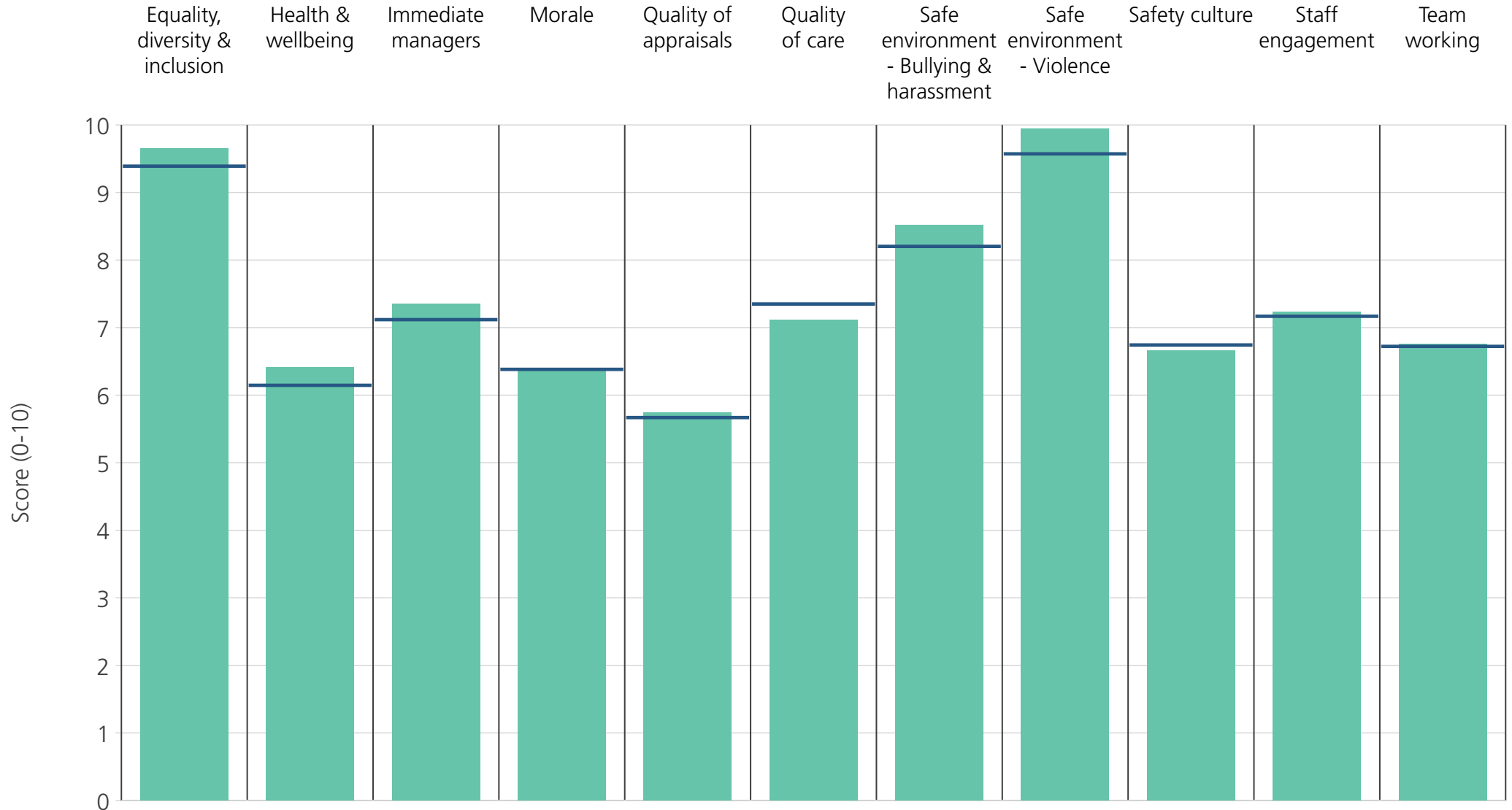
Dorset County Hospital NHS Foundation Trust  
2019 NHS Staff Survey Results



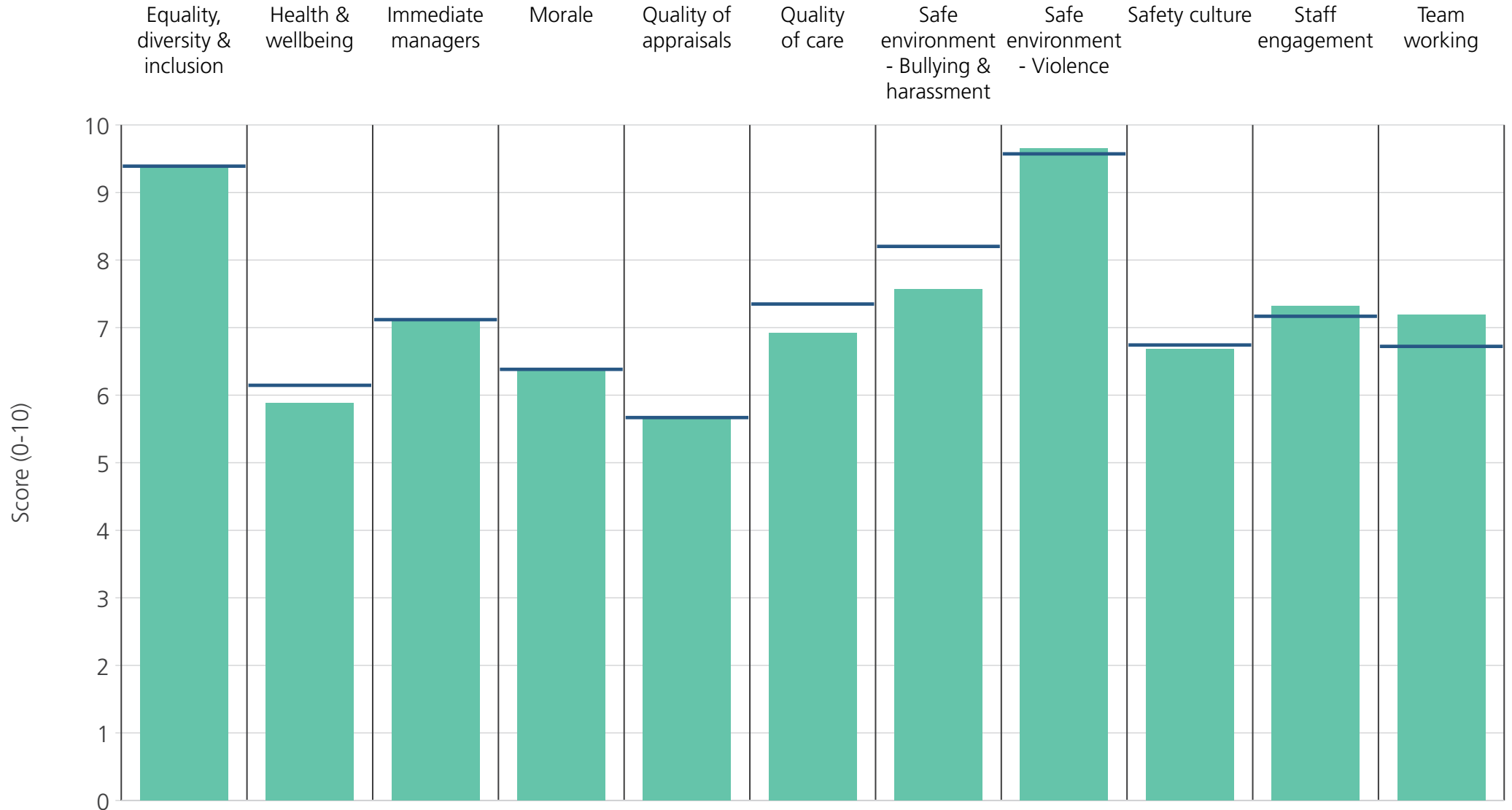
<b>Directorate</b>	9.3	5.4	7.0	5.7	5.5	7.4	8.8	9.6	6.9	6.8	6.6
<b>Your org</b>	9.4	6.1	7.1	6.4	5.7	7.3	8.2	9.6	6.7	7.2	6.7
<b>Responses</b>	57	58	58	55	50	55	57	57	57	58	57



<b>Directorate</b>	9.2	5.9	7.0	6.3	5.5	7.8	8.0	9.2	6.7	7.1	6.6
<b>Your org</b>	9.4	6.1	7.1	6.4	5.7	7.3	8.2	9.6	6.7	7.2	6.7
<b>Responses</b>	154	154	154	152	133	150	154	153	154	156	155

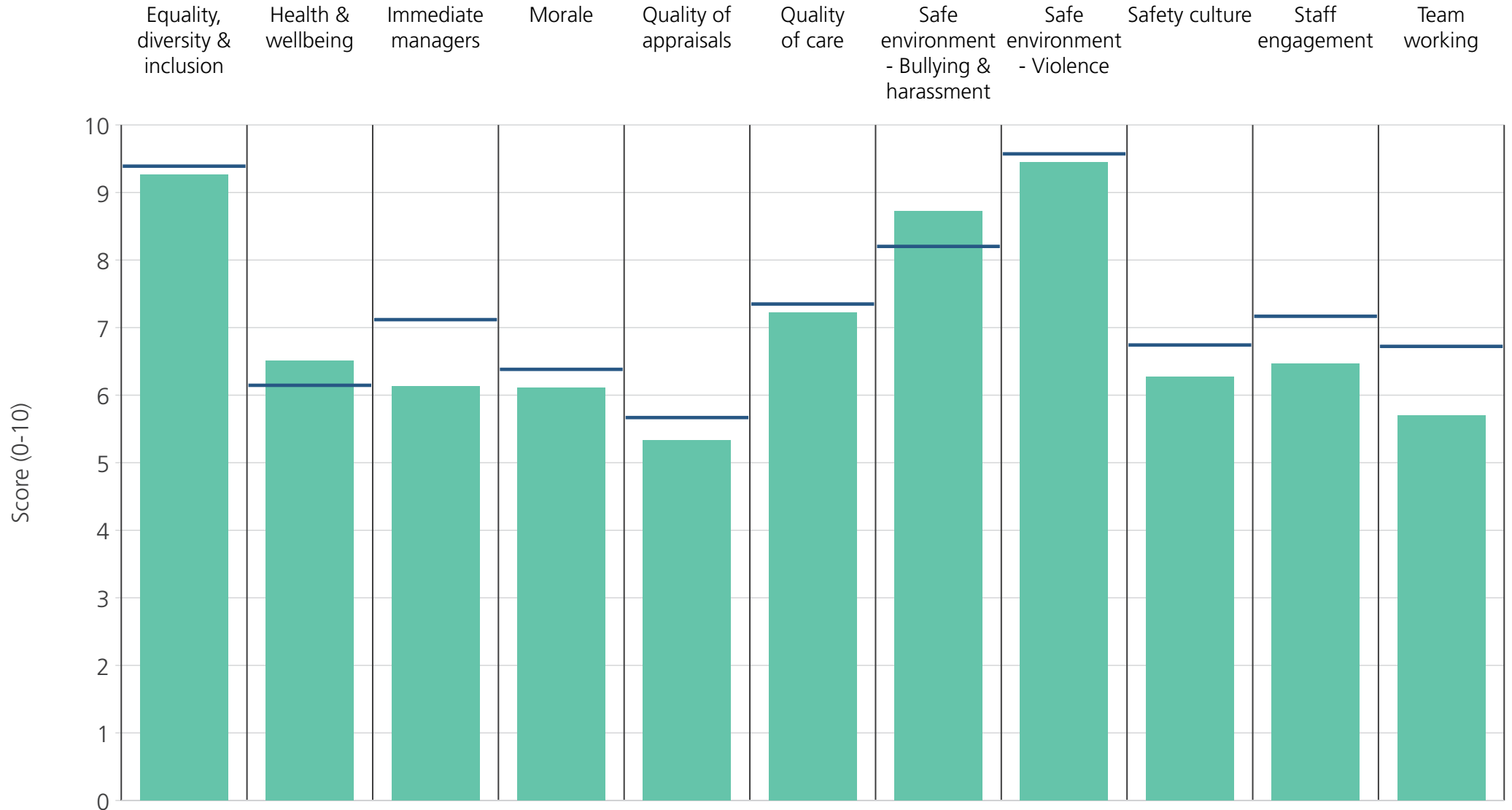


<b>Directorate</b>	9.7	6.4	7.3	6.4	5.7	7.1	8.5	9.9	6.7	7.2	6.8
<b>Your org</b>	9.4	6.1	7.1	6.4	5.7	7.3	8.2	9.6	6.7	7.2	6.7
<b>Responses</b>	381	385	382	380	331	239	380	380	379	388	383

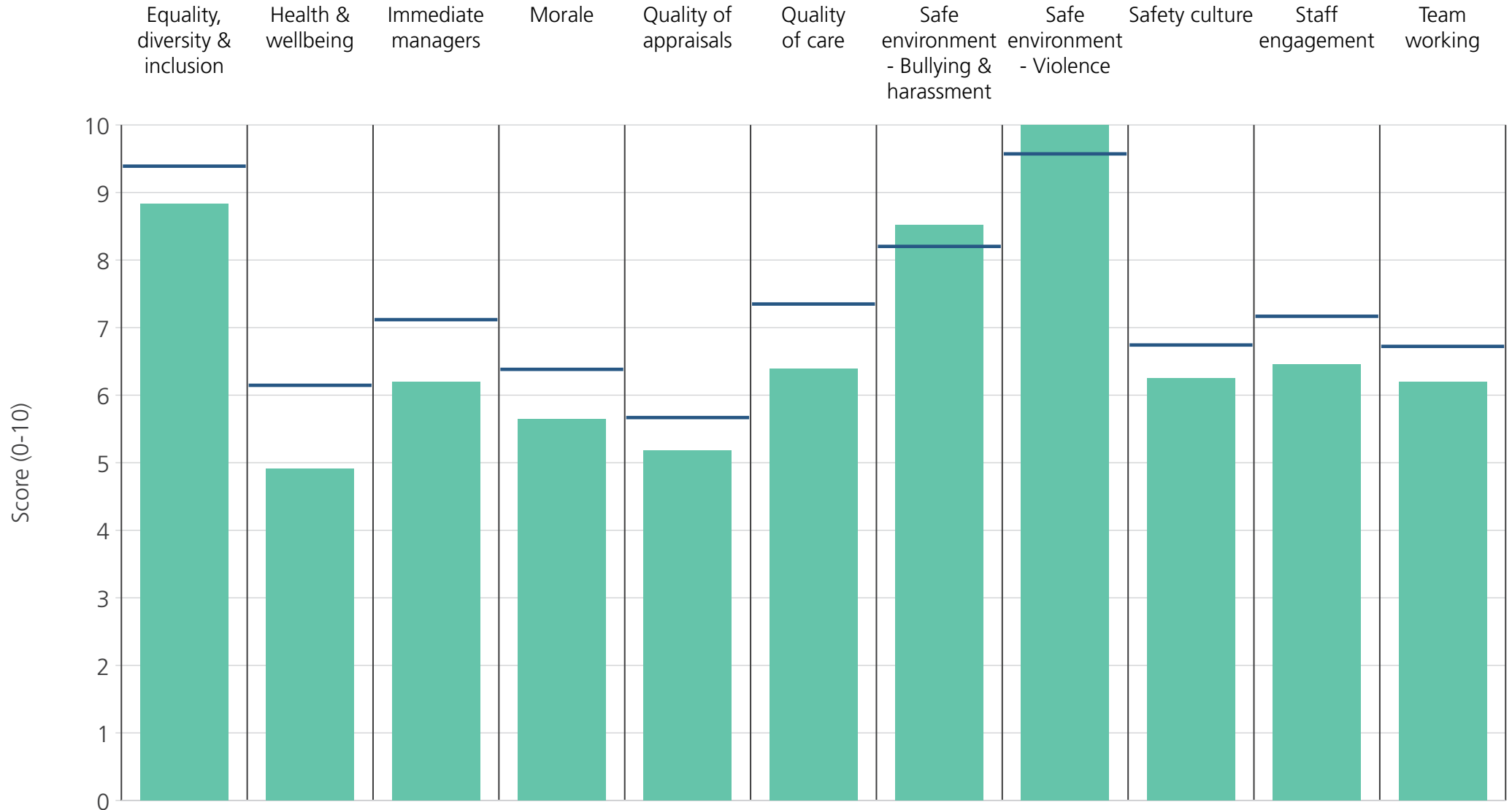


<b>Directorate</b>	9.4	5.9	7.1	6.4	5.7	6.9	7.6	9.6	6.7	7.3	7.2
<b>Your org</b>	9.4	6.1	7.1	6.4	5.7	7.3	8.2	9.6	6.7	7.2	6.7
<b>Responses</b>	67	66	68	68	61	69	67	66	67	69	68

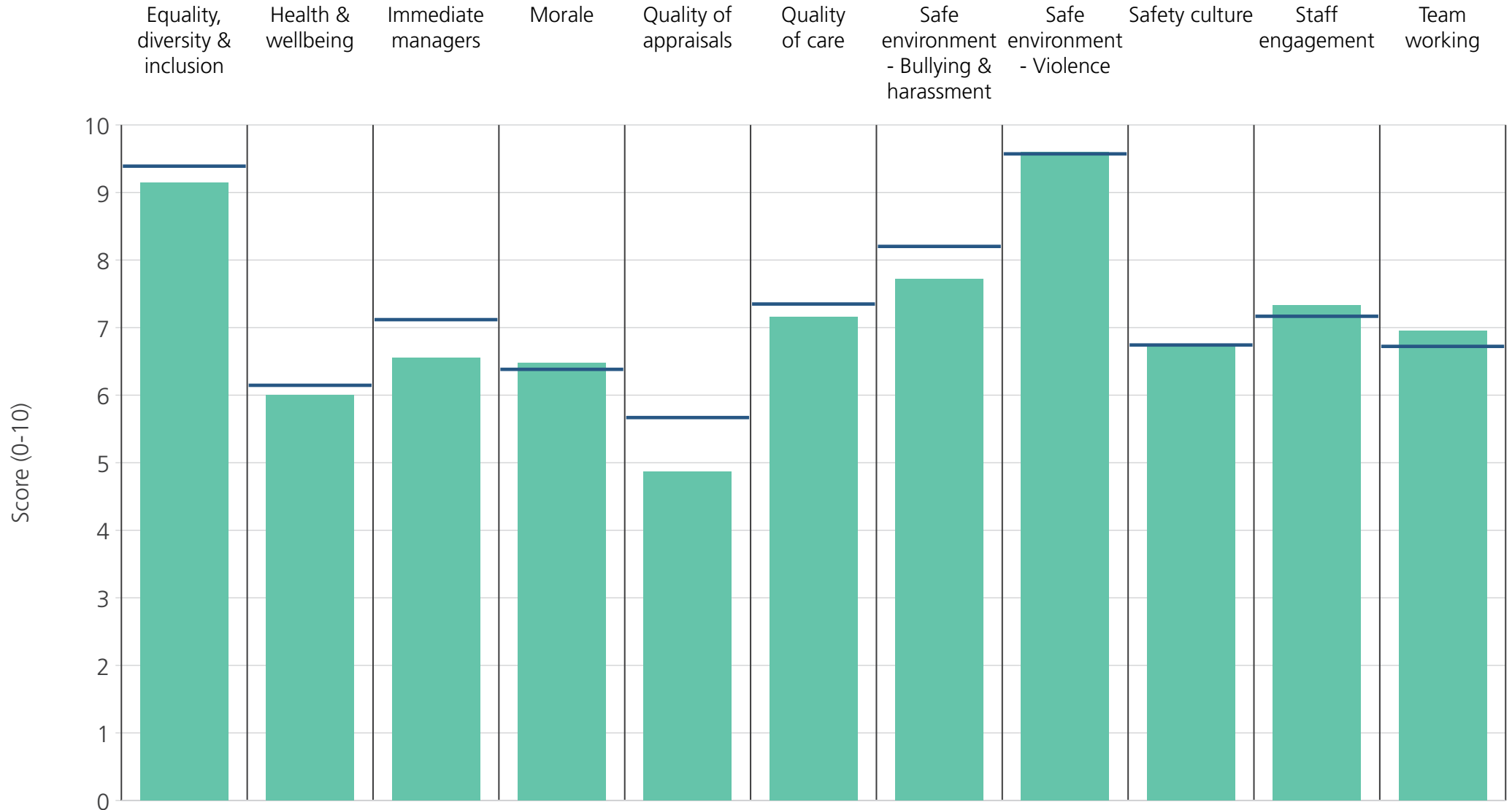




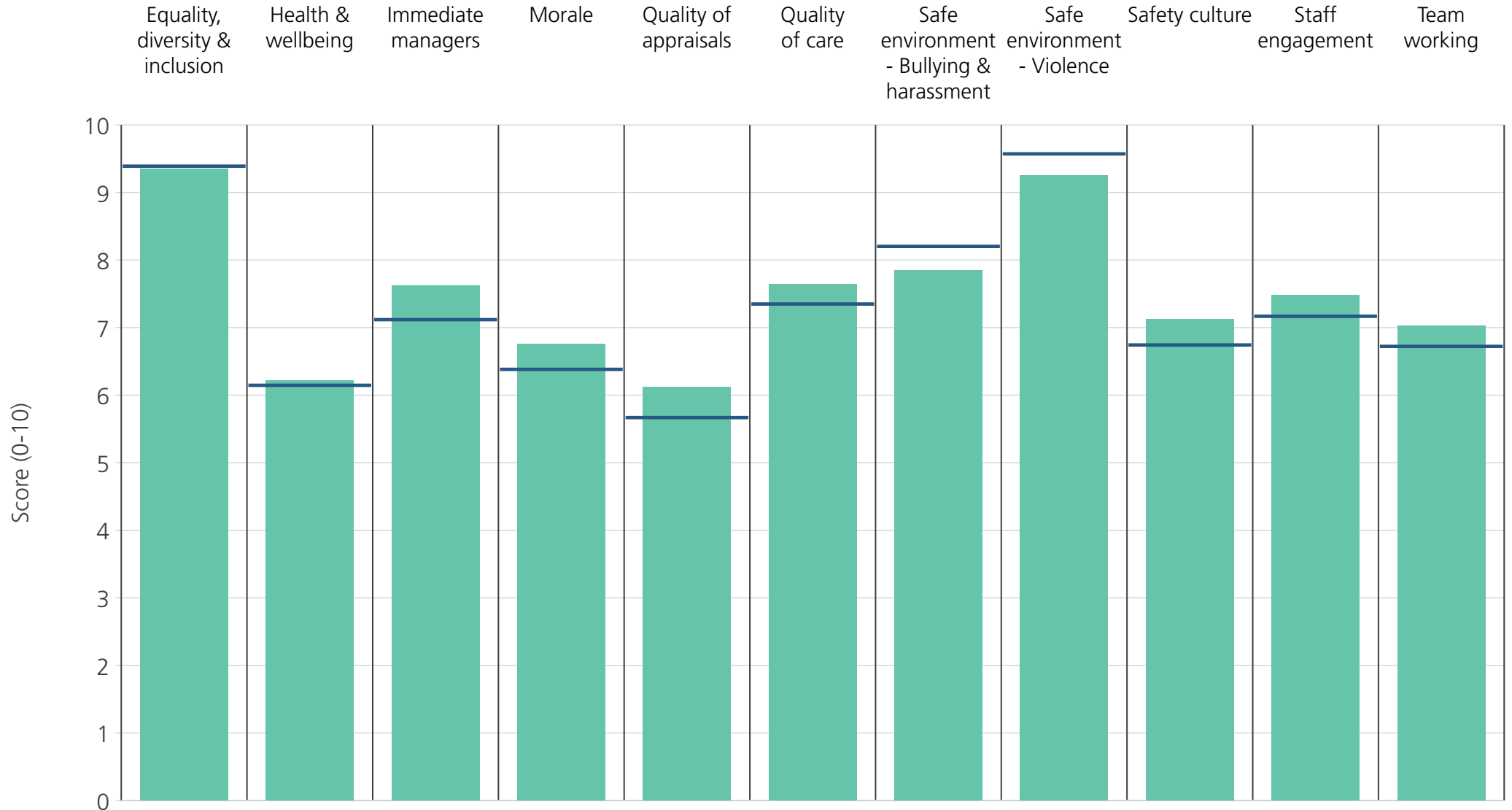
<b>Directorate</b>	9.3	6.5	6.1	6.1	5.3	7.2	8.7	9.4	6.3	6.5	5.7
<b>Your org</b>	9.4	6.1	7.1	6.4	5.7	7.3	8.2	9.6	6.7	7.2	6.7
<b>Responses</b>	107	107	108	106	80	63	108	109	109	109	105



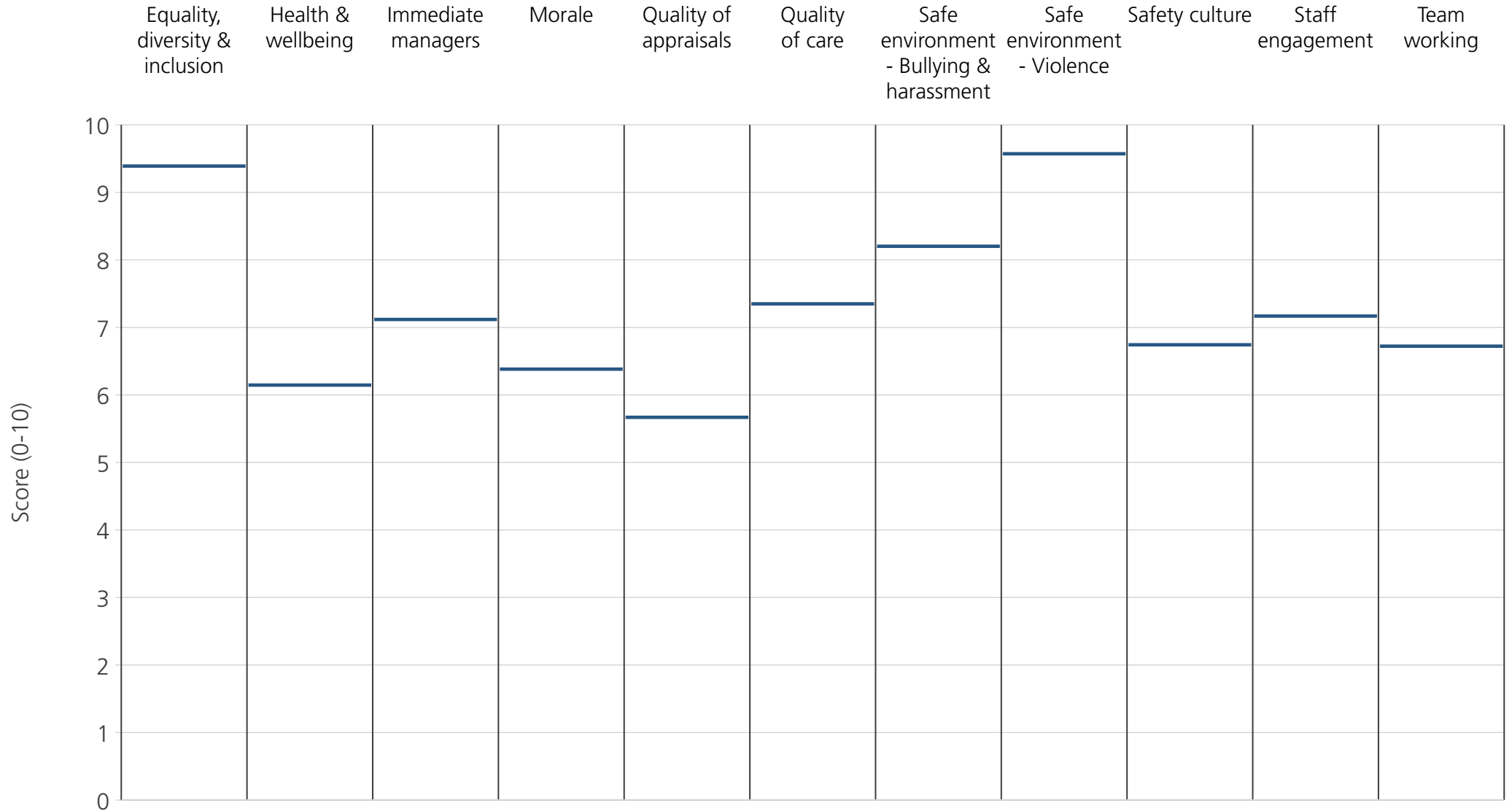
<b>Directorate</b>	8.8	4.9	6.2	5.6	5.2	6.4	8.5	10.0	6.3	6.5	6.2
<b>Your org</b>	9.4	6.1	7.1	6.4	5.7	7.3	8.2	9.6	6.7	7.2	6.7
<b>Responses</b>	45	45	45	45	37	43	45	45	45	45	44



<b>Directorate</b>	9.1	6.0	6.6	6.5	4.9	7.2	7.7	9.6	6.7	7.3	7.0
<b>Your org</b>	9.4	6.1	7.1	6.4	5.7	7.3	8.2	9.6	6.7	7.2	6.7
<b>Responses</b>	107	108	110	107	98	110	108	108	107	110	108



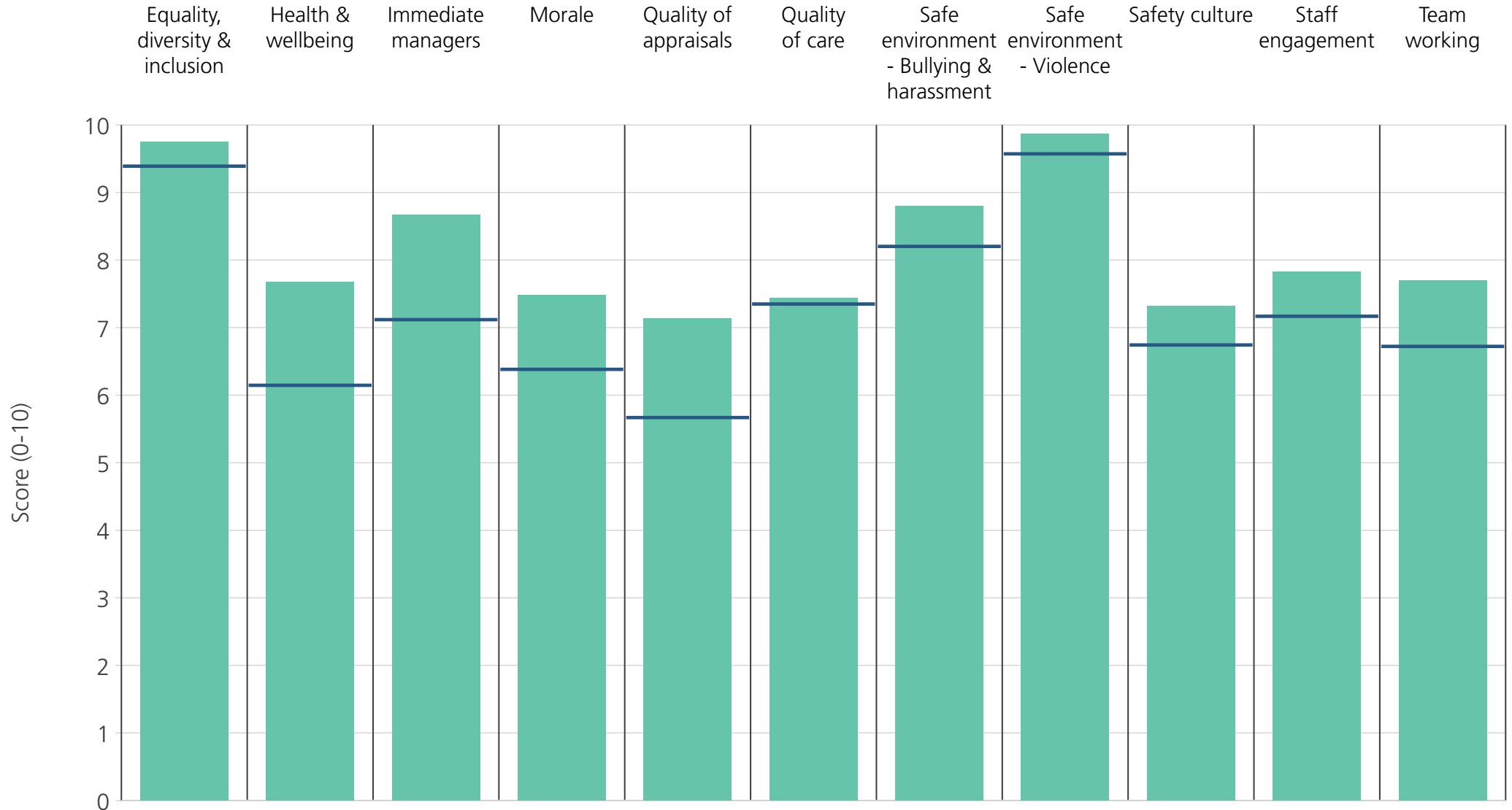
<b>Directorate</b>	9.3	6.2	7.6	6.8	6.1	7.6	7.8	9.3	7.1	7.5	7.0
<b>Your org</b>	9.4	6.1	7.1	6.4	5.7	7.3	8.2	9.6	6.7	7.2	6.7
<b>Responses</b>	292	292	292	290	260	284	292	291	292	292	291



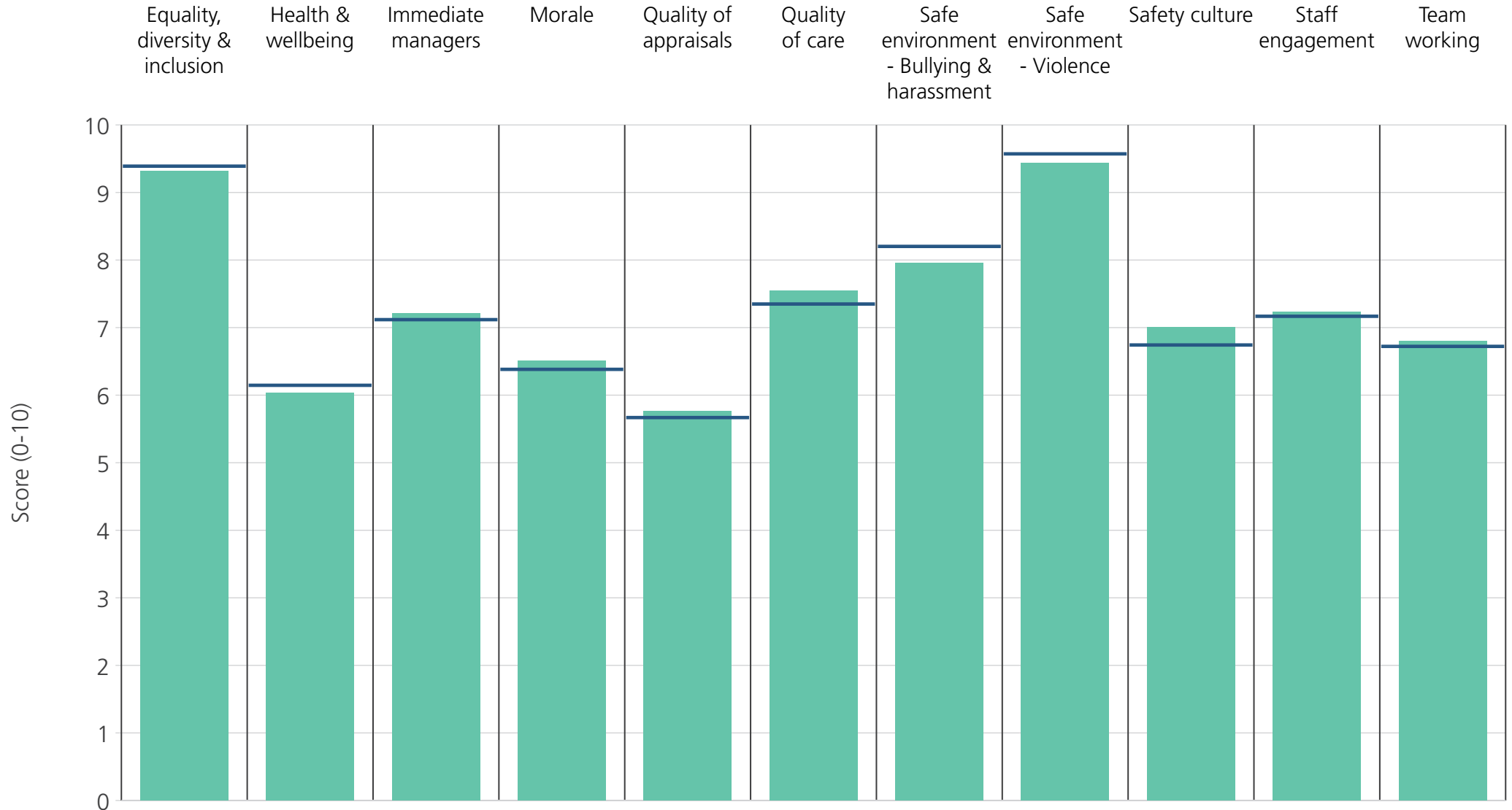
Directorate	9.4	6.1	7.1	6.4	5.7	7.3	8.2	9.6	6.7	7.2	6.7
<b>Your org</b>	9.4	6.1	7.1	6.4	5.7	7.3	8.2	9.6	6.7	7.2	6.7
<b>Responses</b>	5	5	5	5	2	5	5	5	5	5	5

# Directorates 2

Dorset County Hospital NHS Foundation Trust  
2019 NHS Staff Survey Results

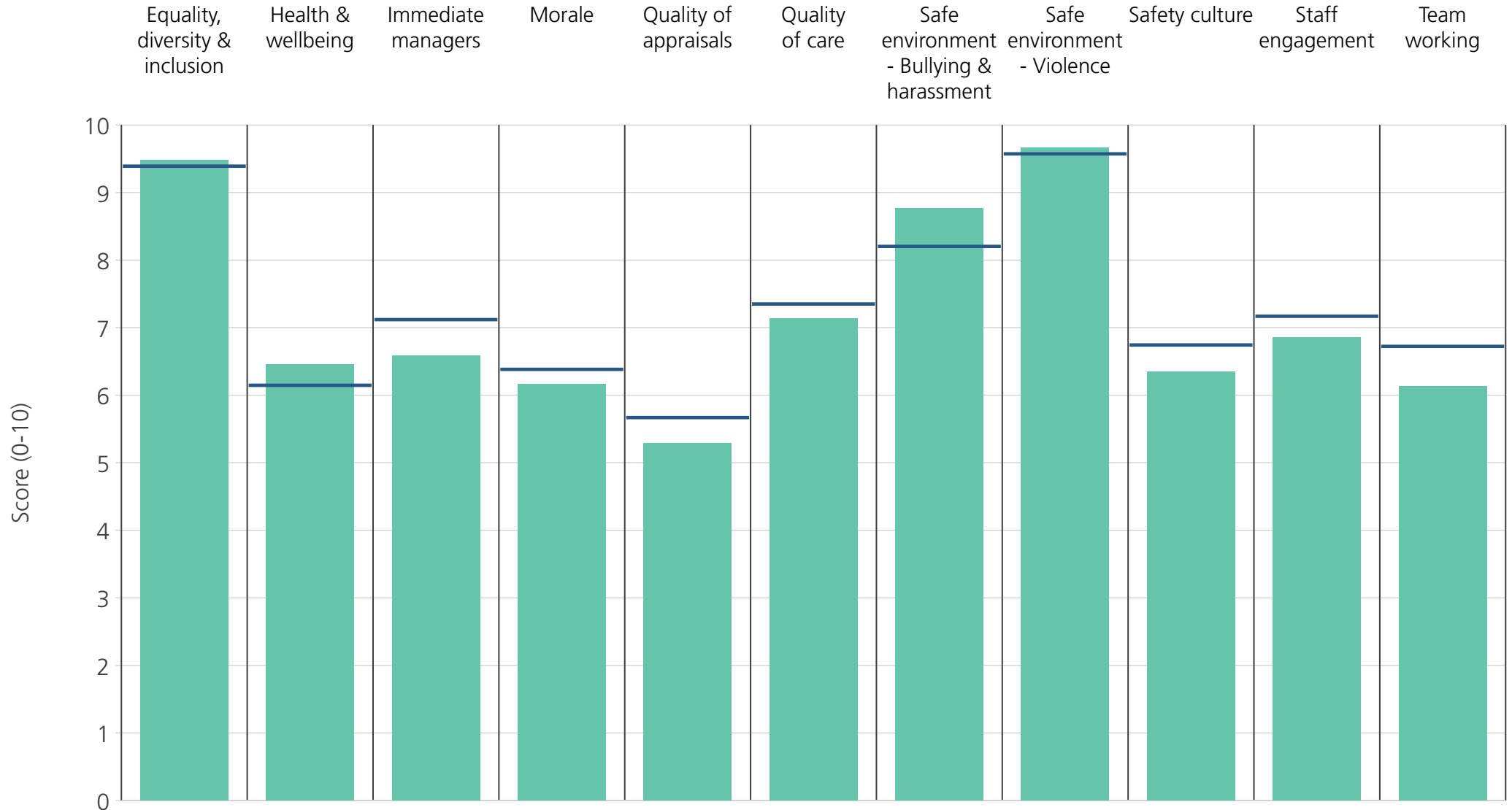


<b>Directorate</b>	9.7	7.7	8.7	7.5	7.1	7.4	8.8	9.9	7.3	7.8	7.7
<b>Your org</b>	9.4	6.1	7.1	6.4	5.7	7.3	8.2	9.6	6.7	7.2	6.7
<b>Responses</b>	26	26	26	26	22	20	25	26	26	26	25

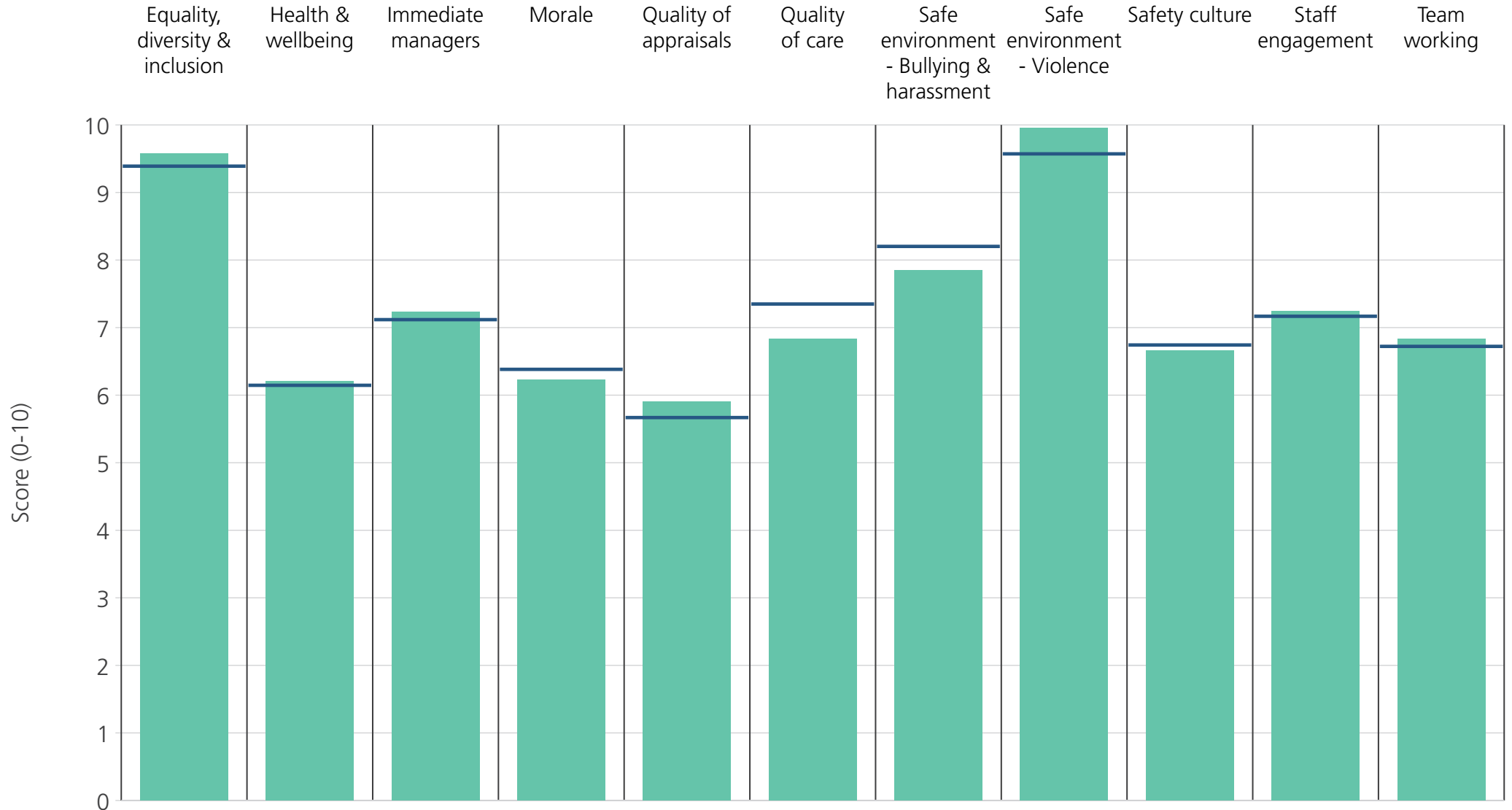


<b>Directorate</b>	9.3	6.0	7.2	6.5	5.8	7.5	8.0	9.4	7.0	7.2	6.8
<b>Your org</b>	9.4	6.1	7.1	6.4	5.7	7.3	8.2	9.6	6.7	7.2	6.7
<b>Responses</b>	484	483	487	482	428	456	482	481	482	490	484

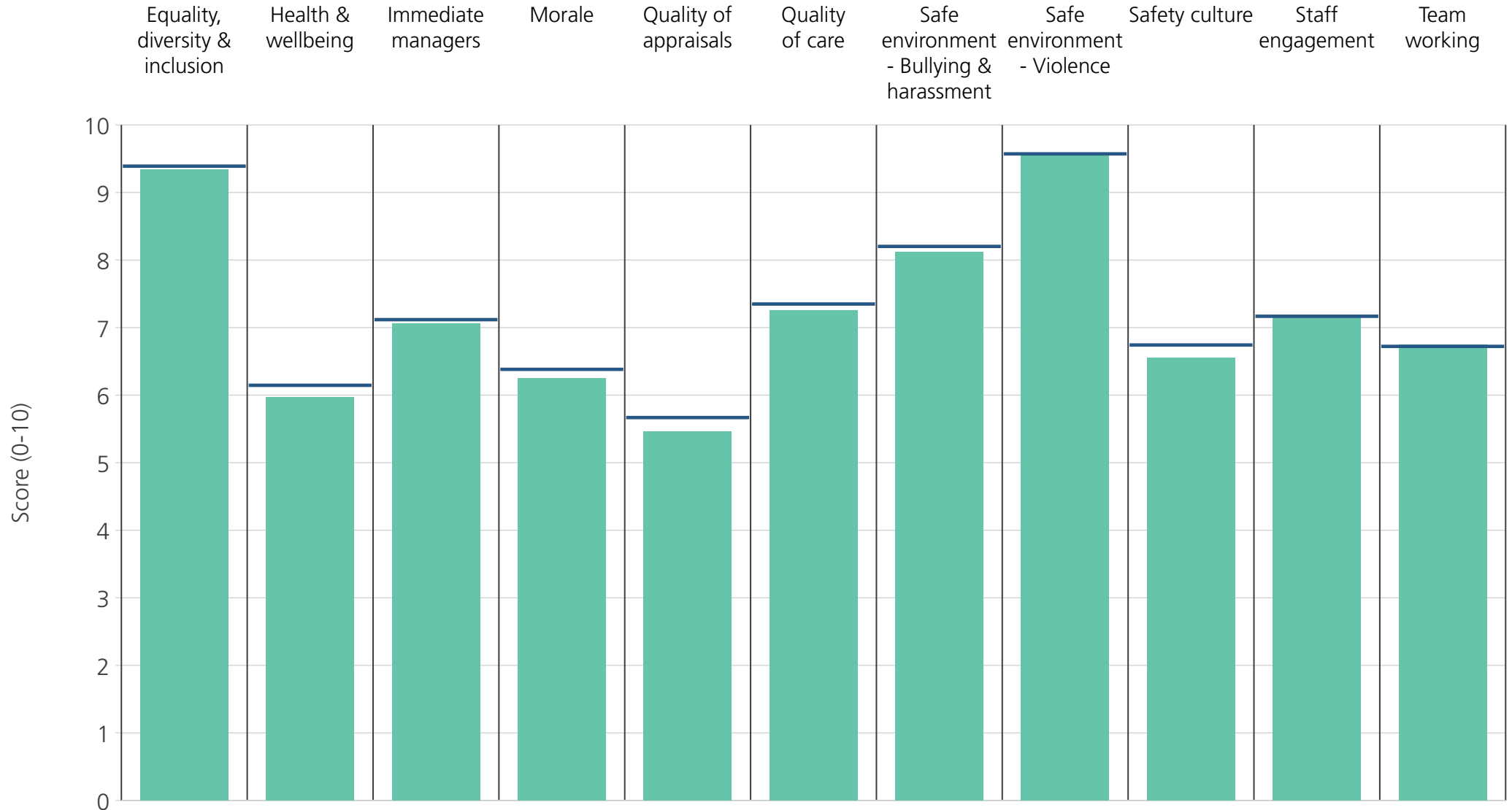




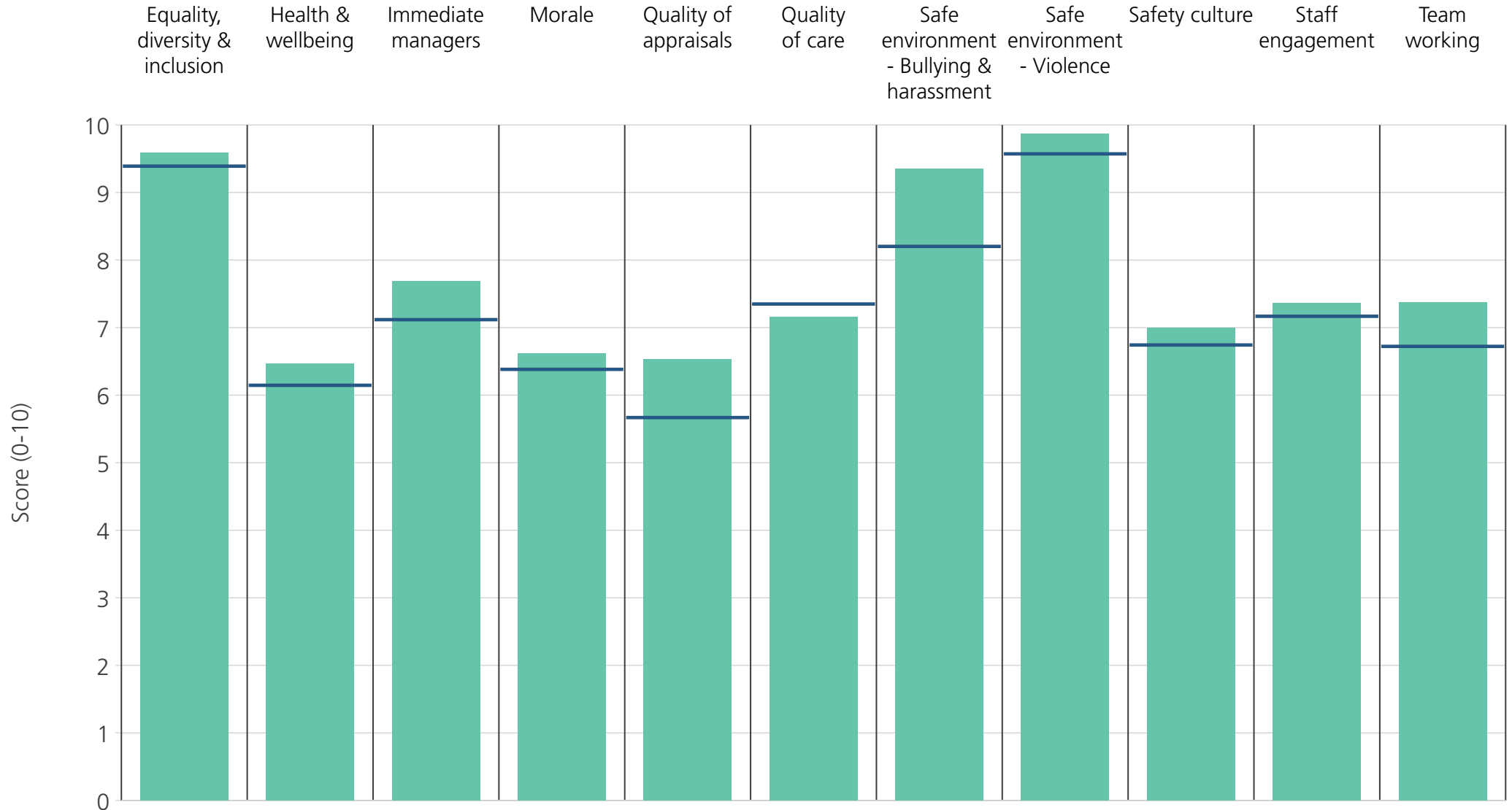
Directorate	9.5	6.5	6.6	6.2	5.3	7.1	8.8	9.7	6.4	6.9	6.1
Your org	9.4	6.1	7.1	6.4	5.7	7.3	8.2	9.6	6.7	7.2	6.7
Responses	195	196	193	193	145	107	194	196	196	198	195



<b>Directorate</b>	9.6	6.2	7.2	6.2	5.9	6.8	7.8	10.0	6.7	7.2	6.8
<b>Your org</b>	9.4	6.1	7.1	6.4	5.7	7.3	8.2	9.6	6.7	7.2	6.7
<b>Responses</b>	77	79	79	77	69	54	79	77	78	79	77



<b>Directorate</b>	9.3	6.0	7.1	6.3	5.5	7.3	8.1	9.6	6.6	7.2	6.7
<b>Your org</b>	9.4	6.1	7.1	6.4	5.7	7.3	8.2	9.6	6.7	7.2	6.7
<b>Responses</b>	383	385	386	379	344	358	385	383	382	387	384



<b>Directorate</b>	9.6	6.5	7.7	6.6	6.5	7.2	9.3	9.9	7.0	7.4	7.4
<b>Your org</b>	9.4	6.1	7.1	6.4	5.7	7.3	8.2	9.6	6.7	7.2	6.7
<b>Responses</b>	50	51	51	51	44	23	51	51	51	52	51