

# The Christie NHS Foundation Trust

2019 NHS Staff Survey

**Directorate Report**

**Contents**

Introduction . . . . .	3	Workforce - Div . . . . .	26
Themes – Directorates 1 . . . . .	4		
Add Prof Scientific and Technic . . . . .	5		
Additional Clinical Services . . . . .	6		
Administrative and Clerical . . . . .	7		
Allied Health Professionals . . . . .	8		
Estates and Ancillary . . . . .	9		
Healthcare Scientists . . . . .	10		
Medical and Dental . . . . .	11		
Nursing and Midwifery Registered . . . . .	12		
Themes – Directorates 2 . . . . .	13		
Christie Medical Physics and Engineering - Div . . . . .	14		
Clinical Networked Services - Div . . . . .	15		
Clinical Support and Specialist Surgery - Div . . . . .	16		
Corporate Development - Div . . . . .	17		
Digital Services - Div . . . . .	18		
Education (School of Oncology) - Div . . . . .	19		
Estates & Facilities - Div . . . . .	20		
Finance & Business Development - Div . . . . .	21		
Quality and Standards - Div . . . . .	22		
Research and Development - Div . . . . .	23		
Strategy and Performance . . . . .	24		
Trust Administration - Div . . . . .	25		

This directorate report for The Christie NHS Foundation Trust contains results by directorate for themes from the 2019 NHS Staff Survey. These results are compared to the unweighted average for your organisation.

**Please note:** It is possible that there are differences between the 'Your org' scores reported in this directorate report and those in the benchmark report. This is because the results in the benchmark report are weighted to allow for fair comparisons between organisations of a similar type. However, in this report comparisons are made within your organisation so the unweighted organisation result is a more appropriate point of comparison.

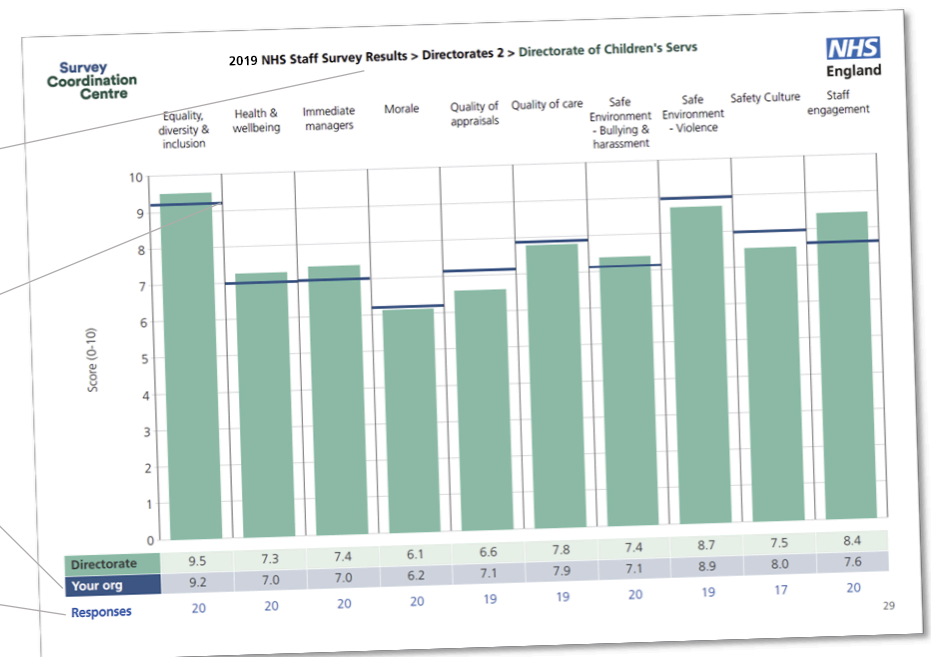
The directorate breakdowns used in this report were provided and defined by The Christie NHS Foundation Trust. Details of how the theme scores were calculated are included in the Technical Document, available to download from our [results website](#).

## Key features

Breakdown type and **directorate name** are specified in the header. Black text in the header is hyperlinked: clicking on '2019 NHS Staff Survey Results' navigates back to the contents page.

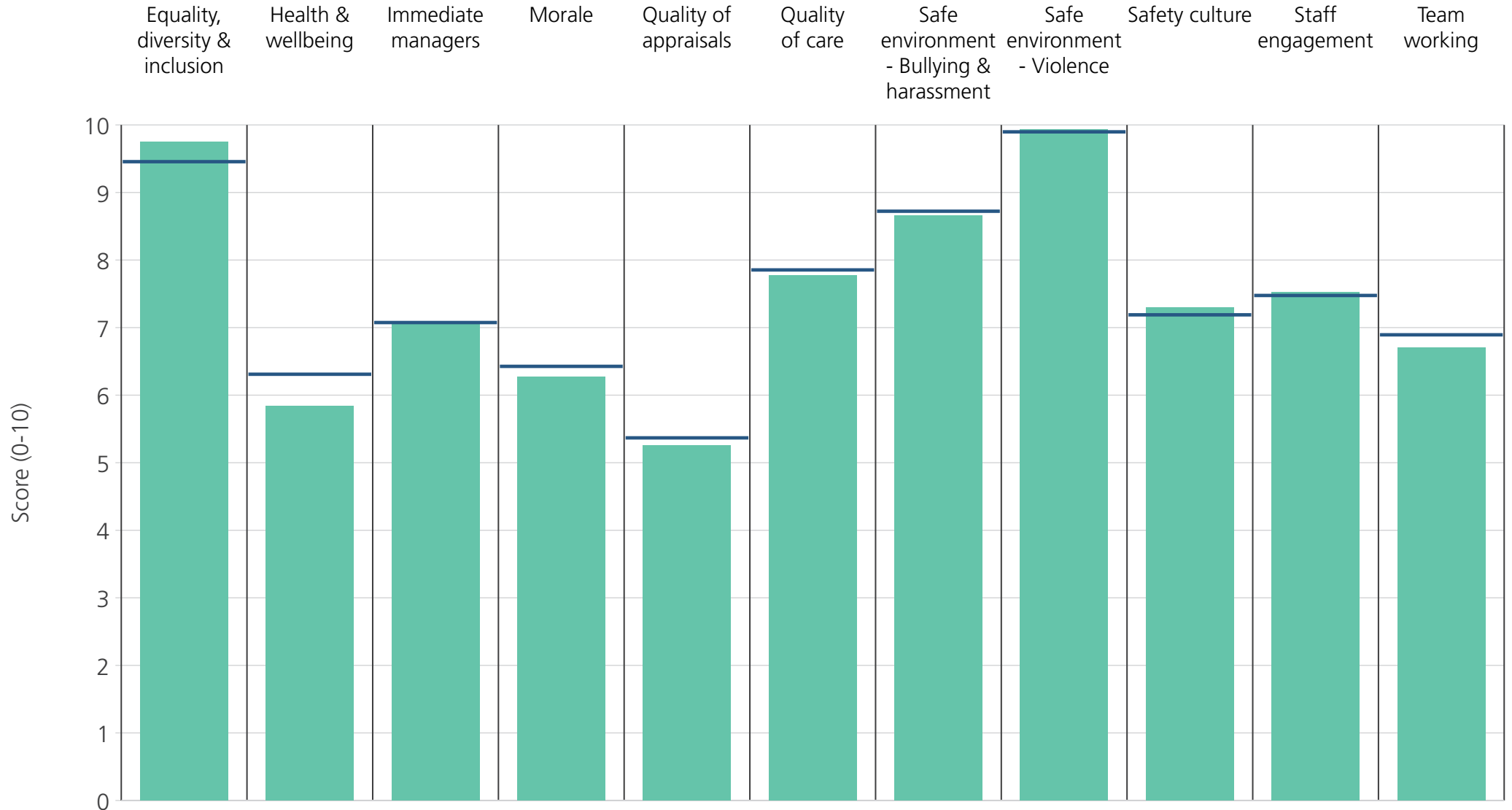
Directorate results are presented in the context of the (unweighted) **organisation average ('Your org')**, so it is easy to tell if a directorate is performing better or worse than the organisation average. For all themes, a higher score is a better result than a lower score.

The **number of responses** feeding into each theme score **for the given directorate** is specified below the table containing the directorate and trust scores.

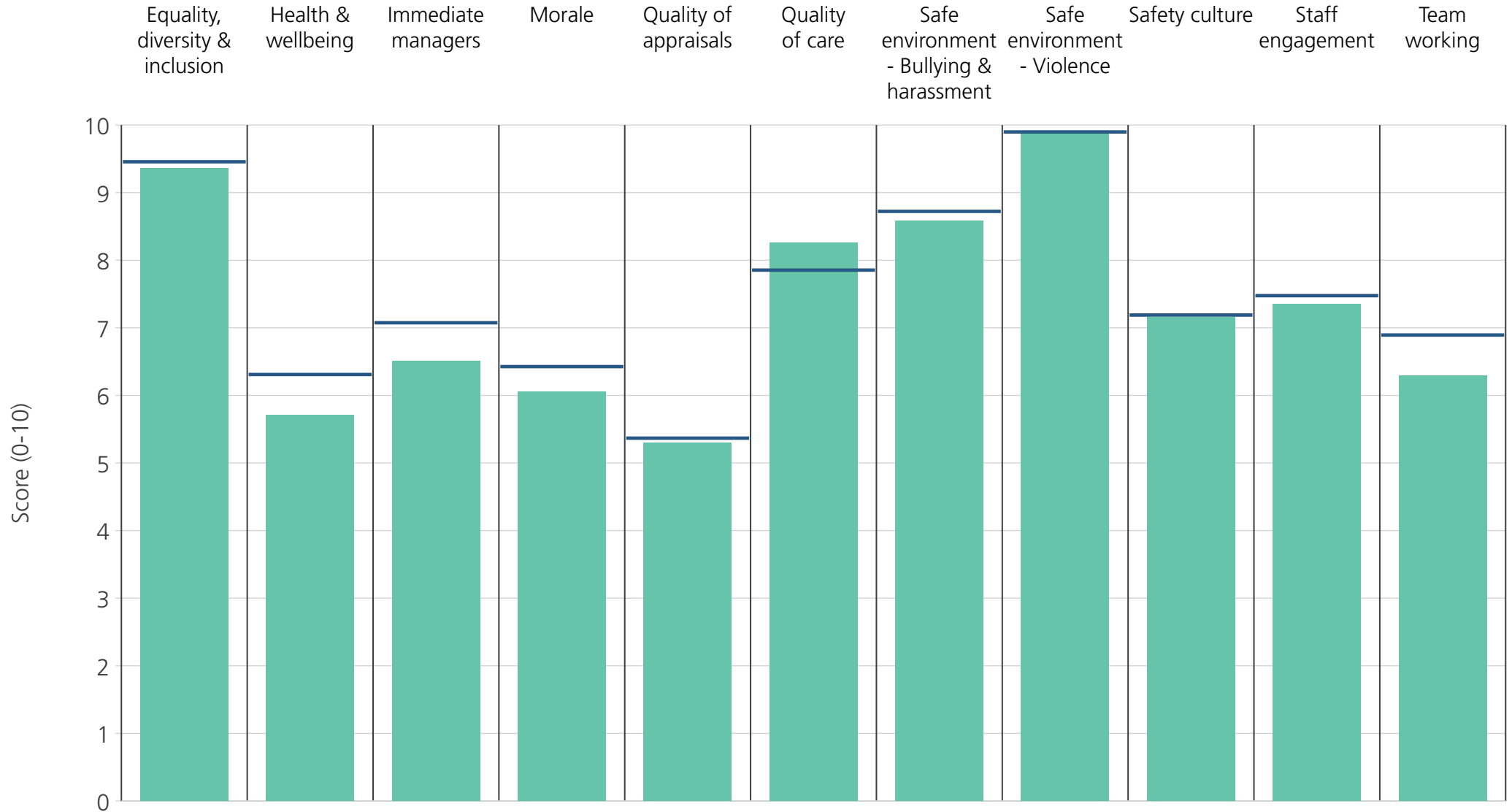


**! Note:** when there are less than 11 responses in a group, results are suppressed to protect staff confidentiality

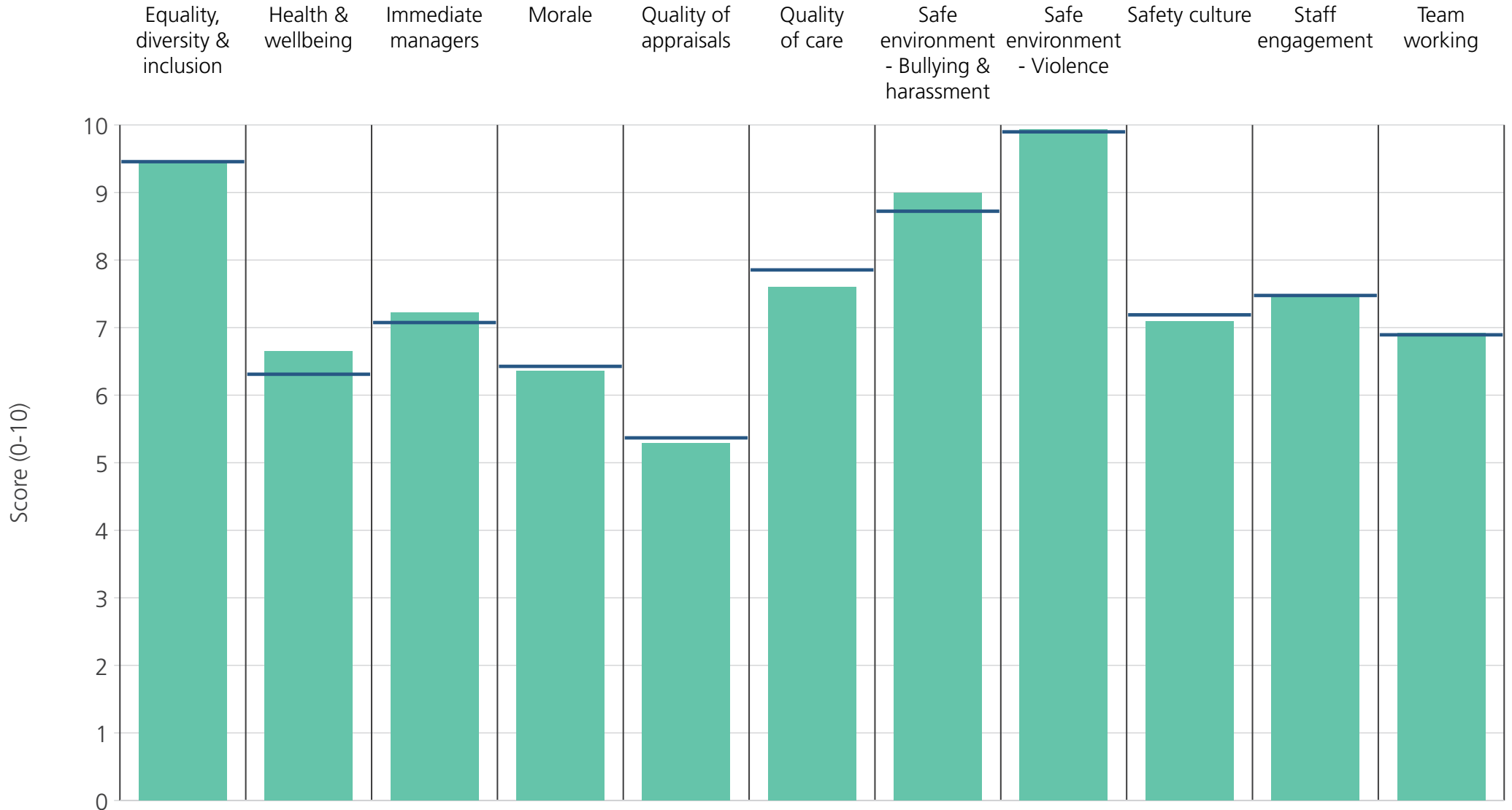
# Directorates 1



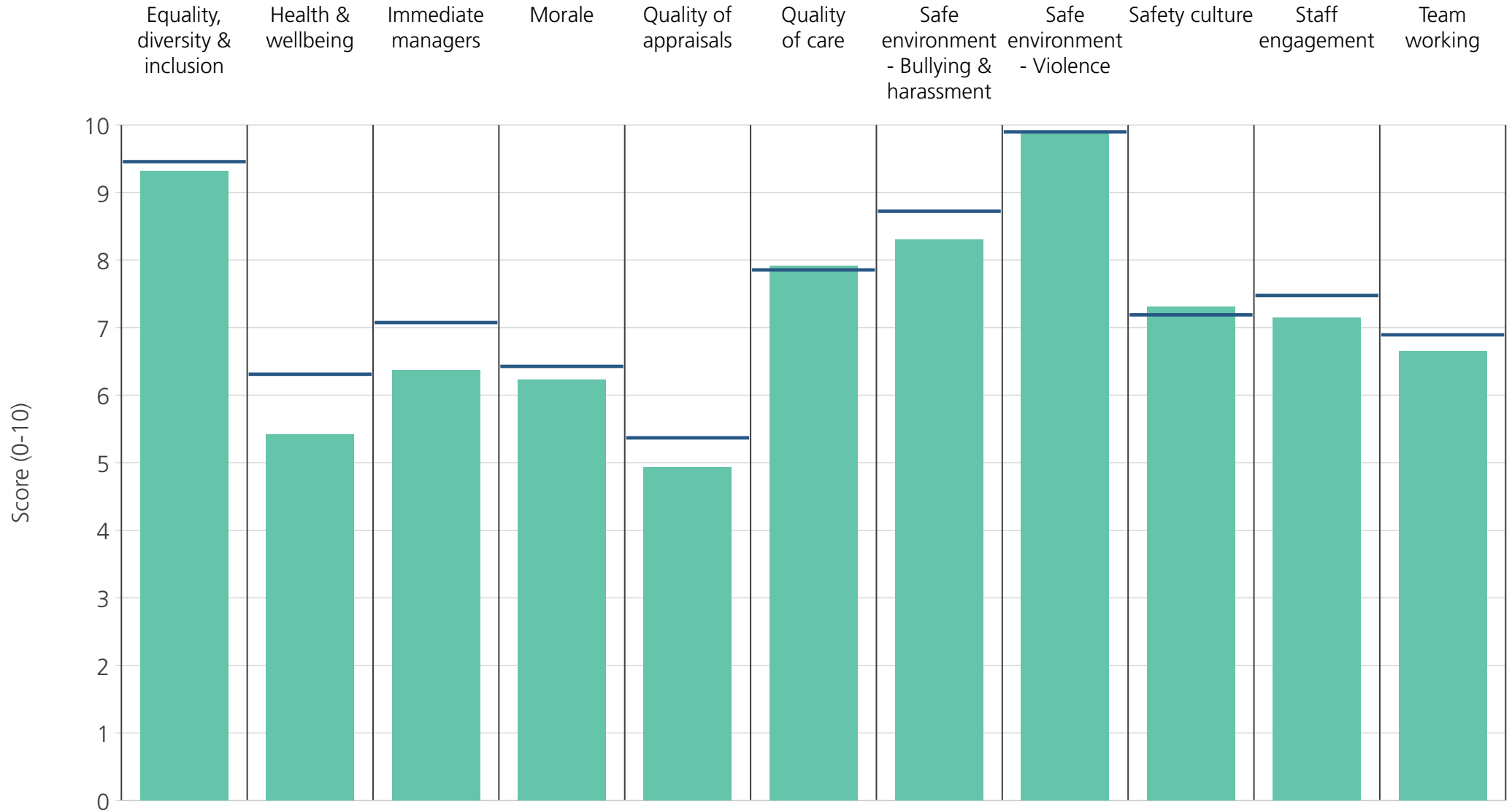
<b>Directorate</b>	9.7	5.8	7.1	6.3	5.3	7.8	8.7	9.9	7.3	7.5	6.7
<b>Your org</b>	9.5	6.3	7.1	6.4	5.4	7.9	8.7	9.9	7.2	7.5	6.9
<b>Responses</b>	52	52	53	52	50	49	52	52	52	52	52



<b>Directorate</b>	9.4	5.7	6.5	6.1	5.3	8.3	8.6	9.9	7.2	7.4	6.3
<b>Your org</b>	9.5	6.3	7.1	6.4	5.4	7.9	8.7	9.9	7.2	7.5	6.9
<b>Responses</b>	109	111	110	110	92	104	109	111	111	113	111

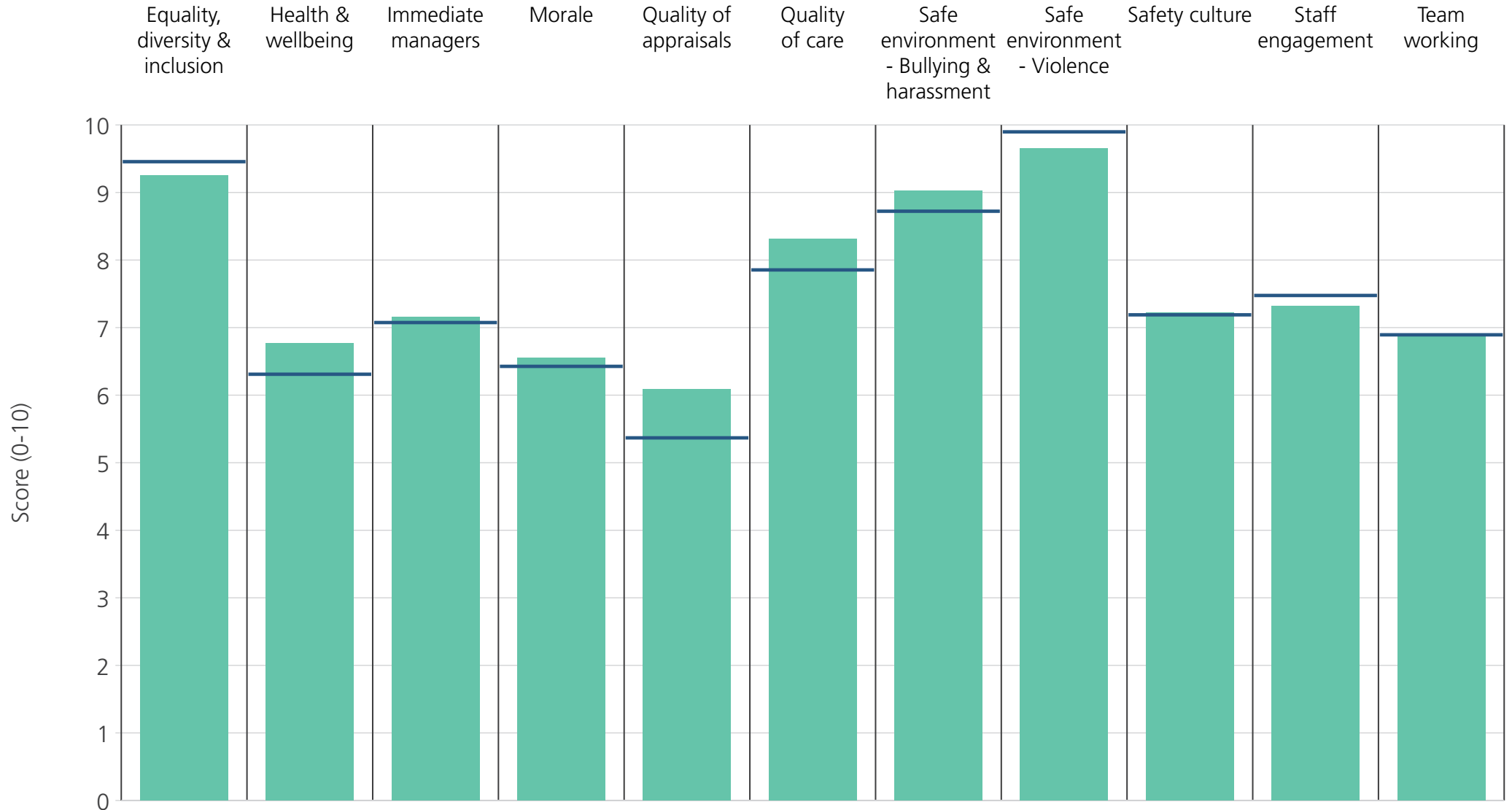


<b>Directorate</b>	9.5	6.7	7.2	6.4	5.3	7.6	9.0	9.9	7.1	7.5	6.9
<b>Your org</b>	9.5	6.3	7.1	6.4	5.4	7.9	8.7	9.9	7.2	7.5	6.9
<b>Responses</b>	527	528	530	525	439	294	527	529	522	532	527

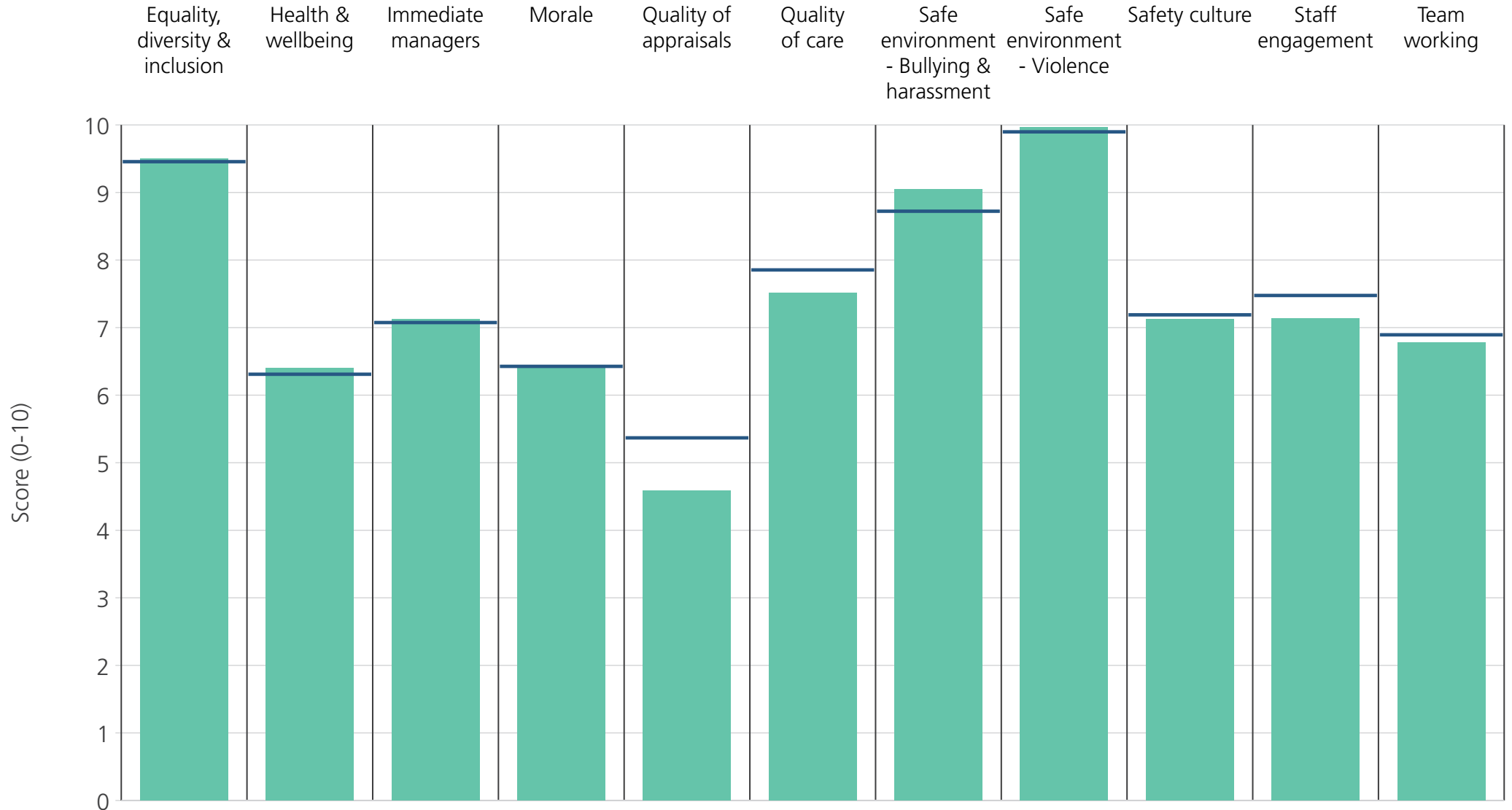


<b>Directorate</b>	9.3	5.4	6.4	6.2	4.9	7.9	8.3	9.9	7.3	7.1	6.6
<b>Your org</b>	9.5	6.3	7.1	6.4	5.4	7.9	8.7	9.9	7.2	7.5	6.9
<b>Responses</b>	134	137	137	134	118	137	137	136	136	137	135

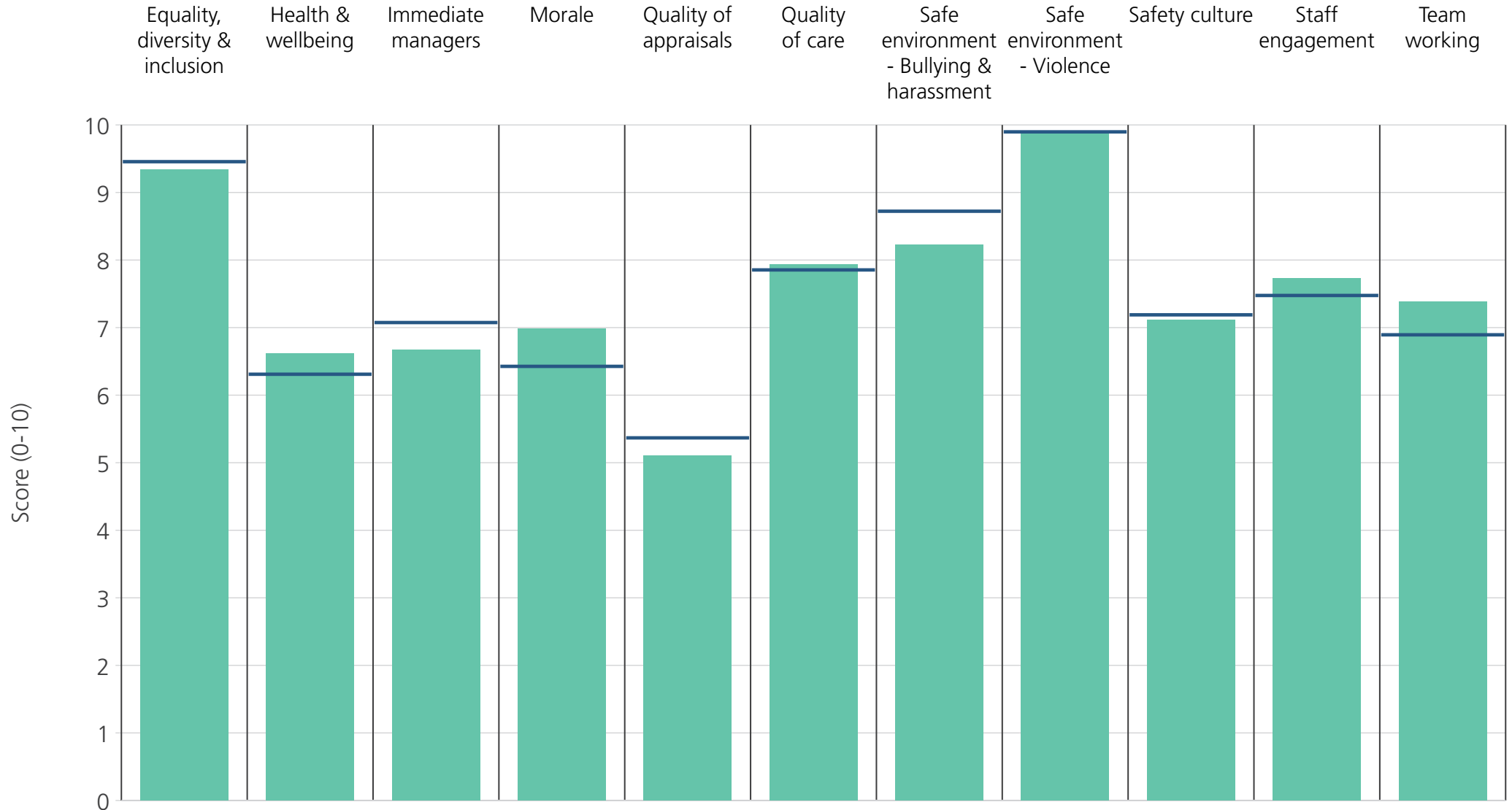




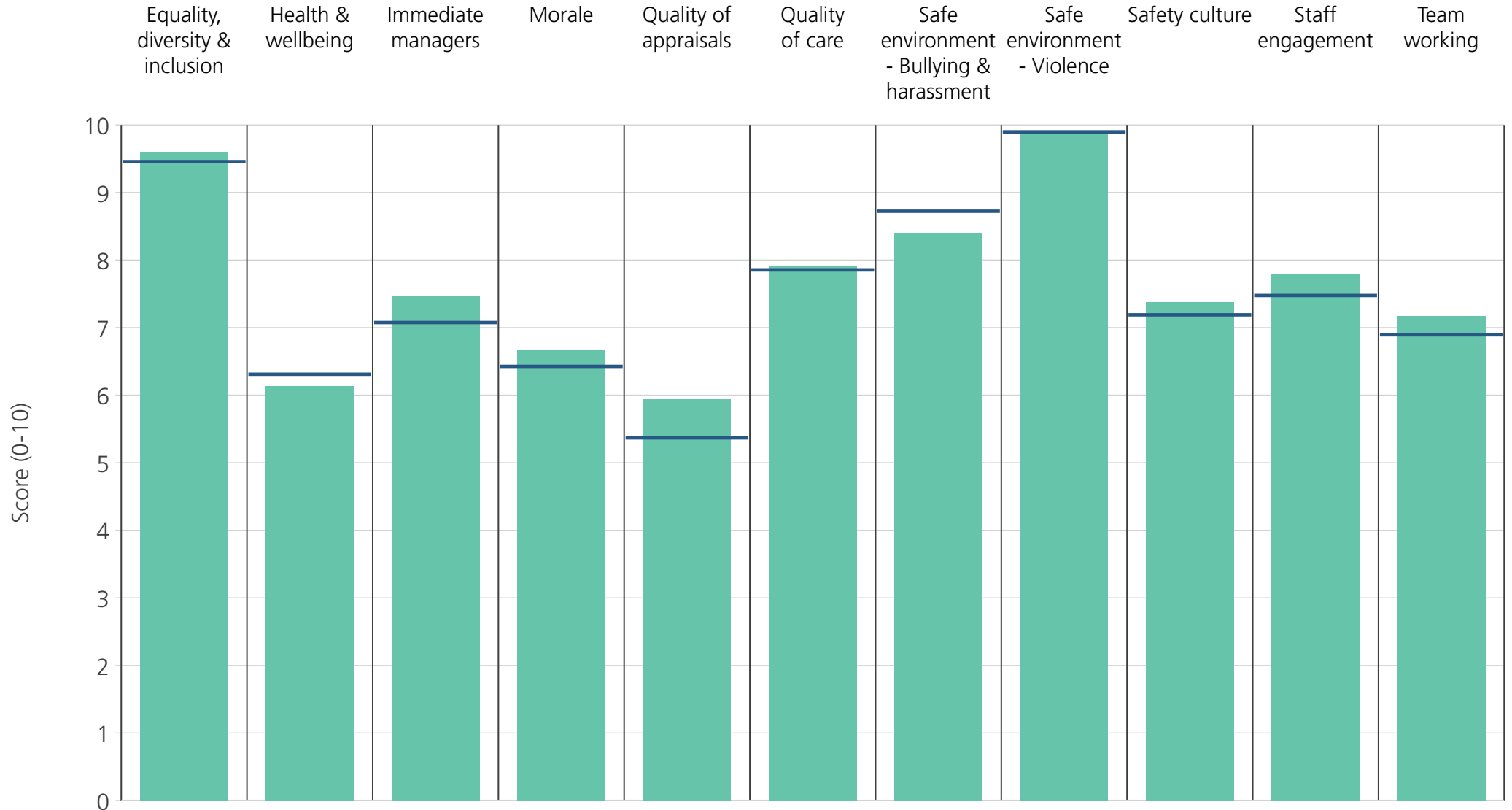
<b>Directorate</b>	9.2	6.8	7.2	6.6	6.1	8.3	9.0	9.7	7.2	7.3	6.9
<b>Your org</b>	9.5	6.3	7.1	6.4	5.4	7.9	8.7	9.9	7.2	7.5	6.9
<b>Responses</b>	102	102	99	98	86	79	97	97	101	101	96



<b>Directorate</b>	9.5	6.4	7.1	6.4	4.6	7.5	9.1	10.0	7.1	7.1	6.8
<b>Your org</b>	9.5	6.3	7.1	6.4	5.4	7.9	8.7	9.9	7.2	7.5	6.9
<b>Responses</b>	88	88	88	88	82	80	86	87	87	89	87

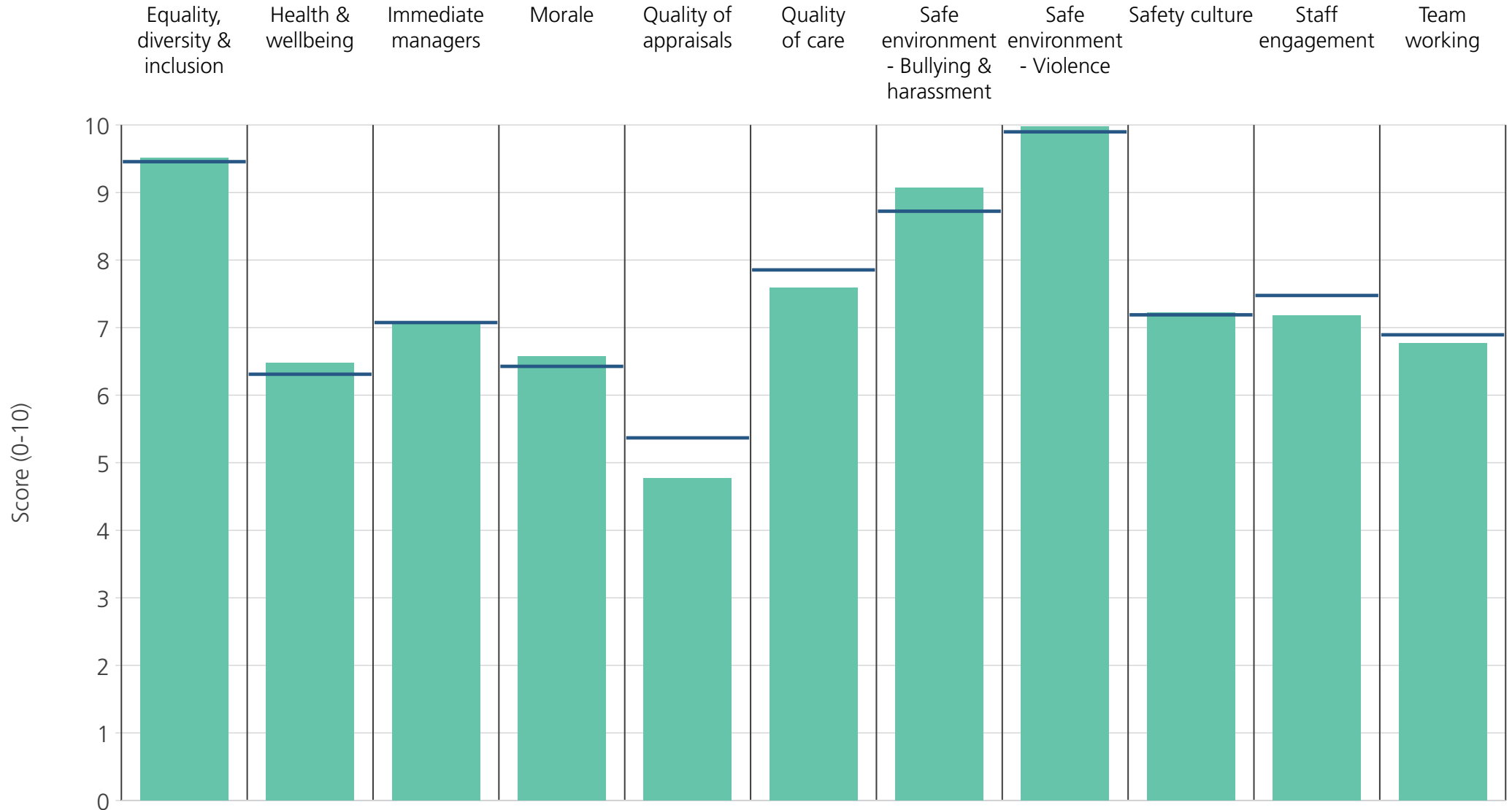


<b>Directorate</b>	9.3	6.6	6.7	7.0	5.1	7.9	8.2	9.9	7.1	7.7	7.4
<b>Your org</b>	9.5	6.3	7.1	6.4	5.4	7.9	8.7	9.9	7.2	7.5	6.9
<b>Responses</b>	78	79	79	78	75	79	79	78	79	79	76

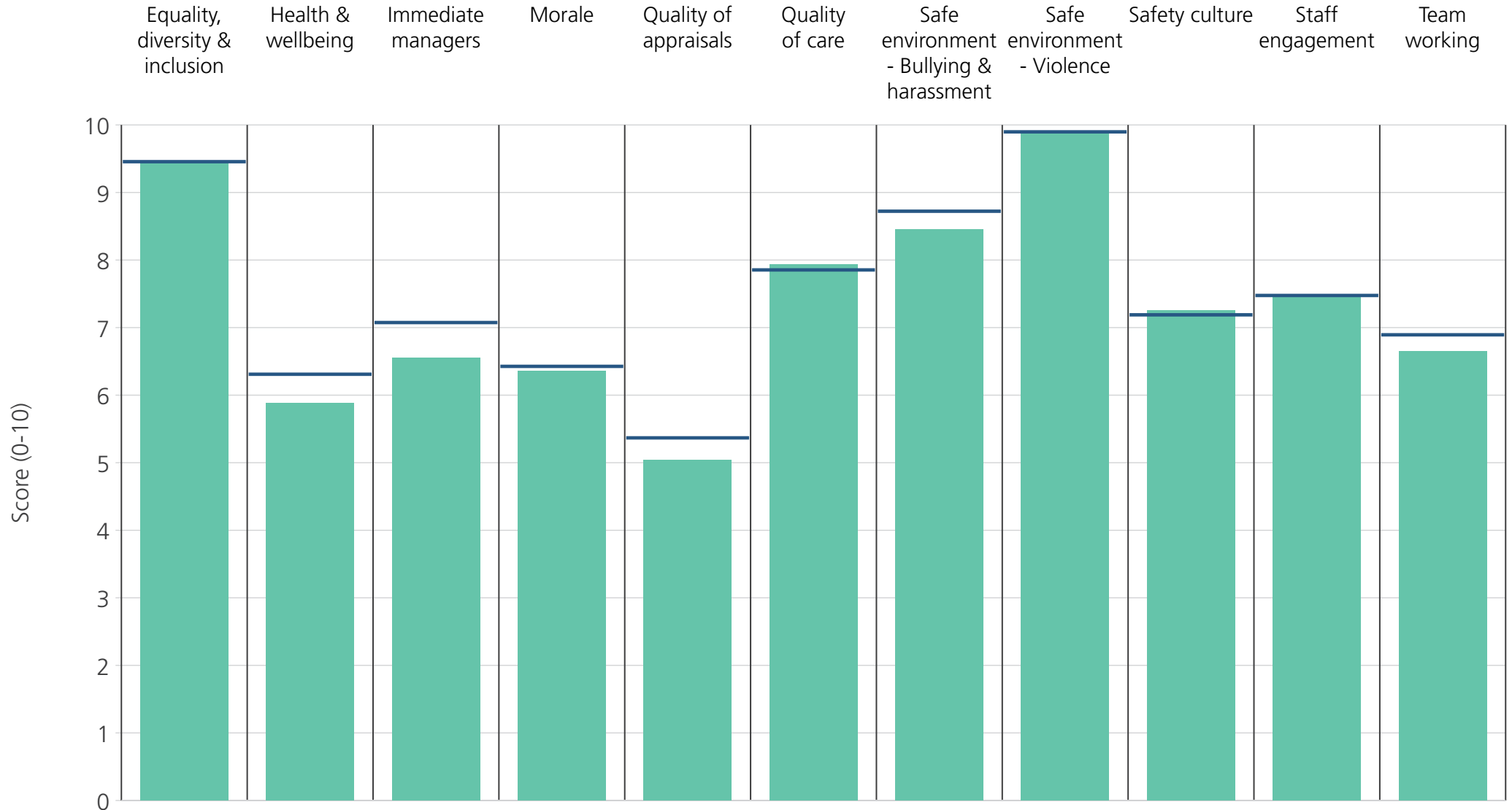


<b>Directorate</b>	9.6	6.1	7.5	6.7	5.9	7.9	8.4	9.9	7.4	7.8	7.2
<b>Your org</b>	9.5	6.3	7.1	6.4	5.4	7.9	8.7	9.9	7.2	7.5	6.9
<b>Responses</b>	246	250	252	239	216	251	249	245	246	256	253

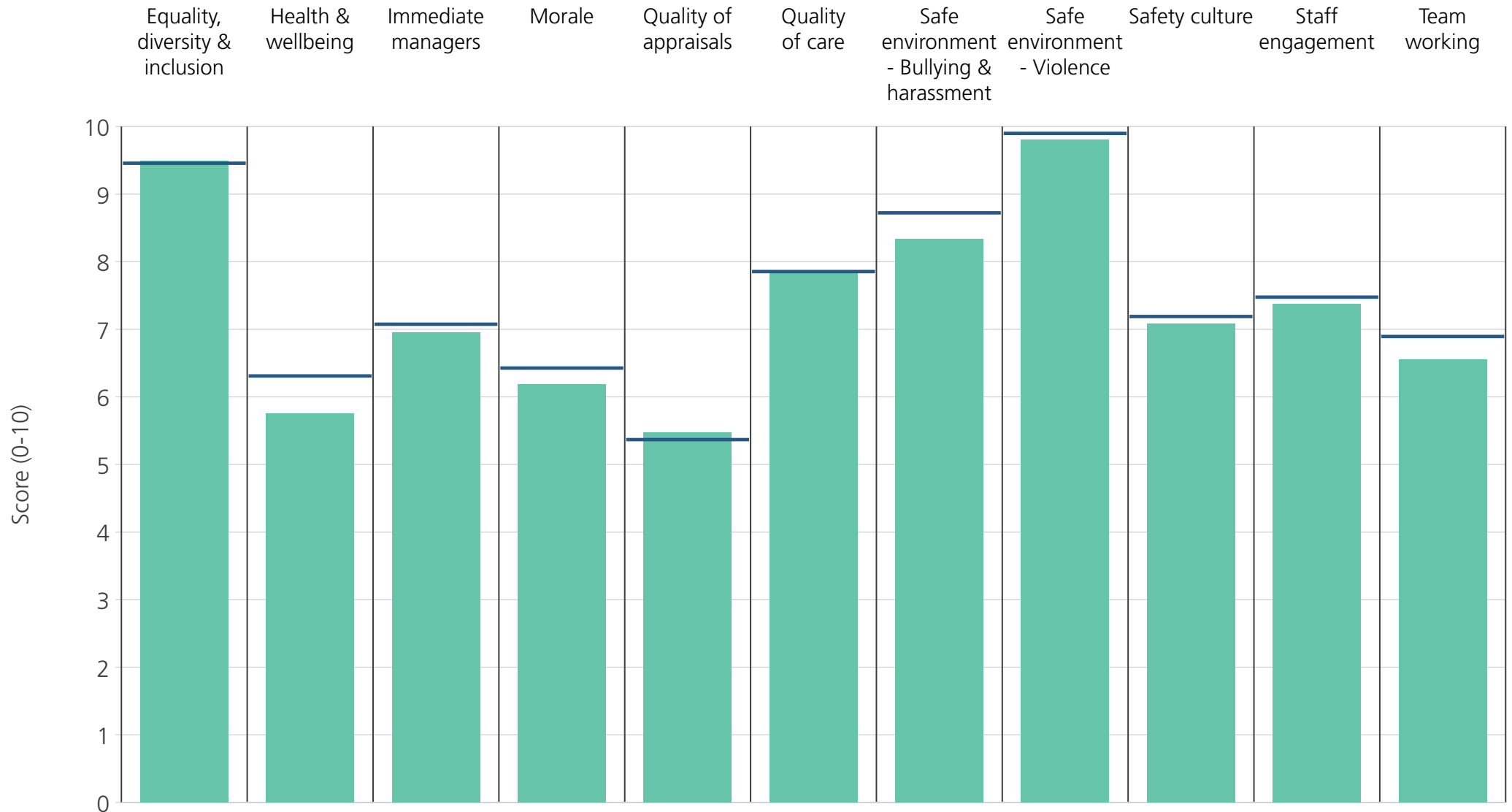
# Directorates 2



<b>Directorate</b>	9.5	6.5	7.1	6.6	4.8	7.6	9.1	10.0	7.2	7.2	6.8
<b>Your org</b>	9.5	6.3	7.1	6.4	5.4	7.9	8.7	9.9	7.2	7.5	6.9
<b>Responses</b>	117	118	118	118	109	102	116	117	117	119	117

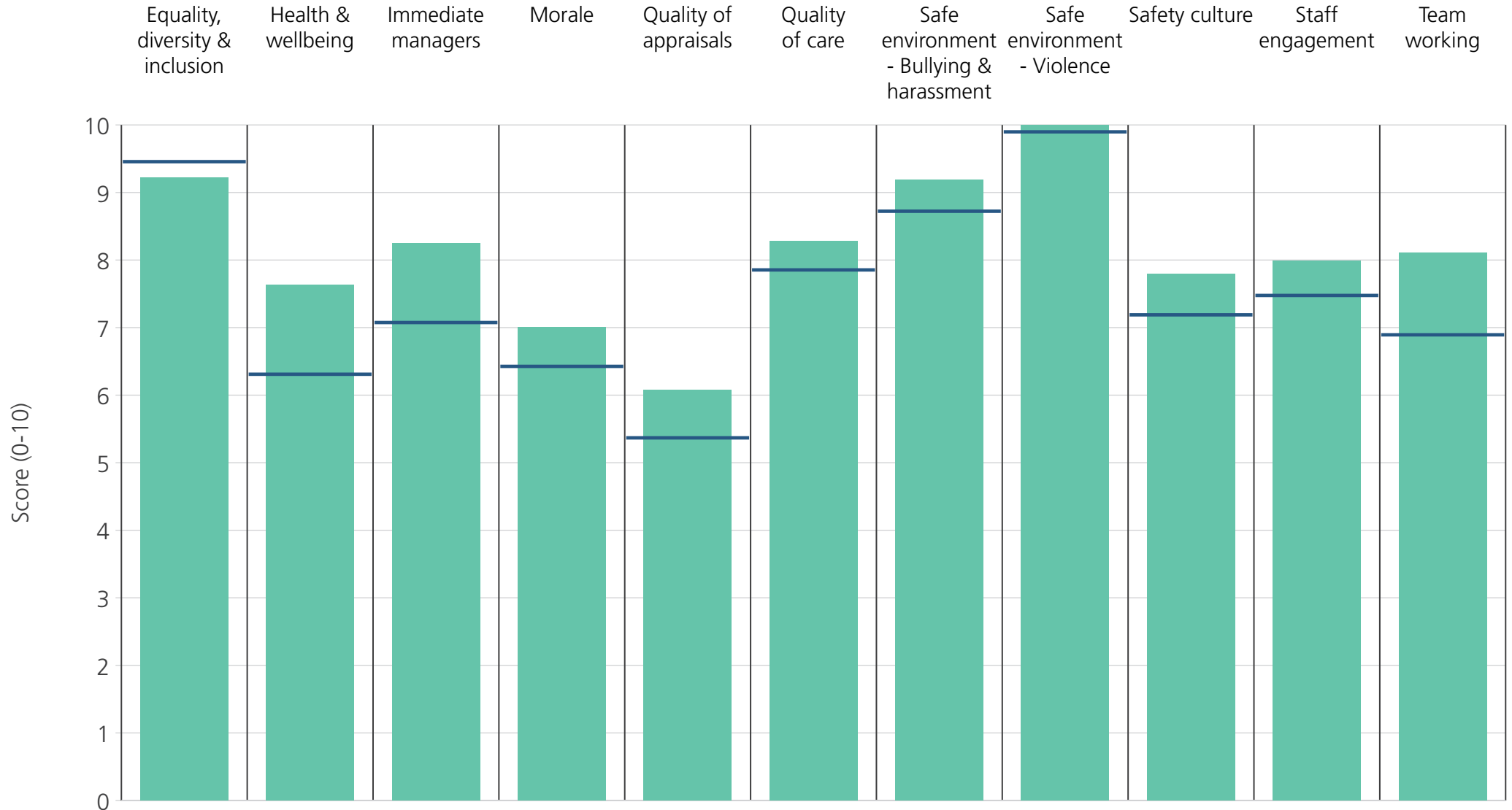


<b>Directorate</b>	9.4	5.9	6.6	6.4	5.0	7.9	8.5	9.9	7.3	7.4	6.6
<b>Your org</b>	9.5	6.3	7.1	6.4	5.4	7.9	8.7	9.9	7.2	7.5	6.9
<b>Responses</b>	355	358	361	350	305	342	357	353	356	362	358

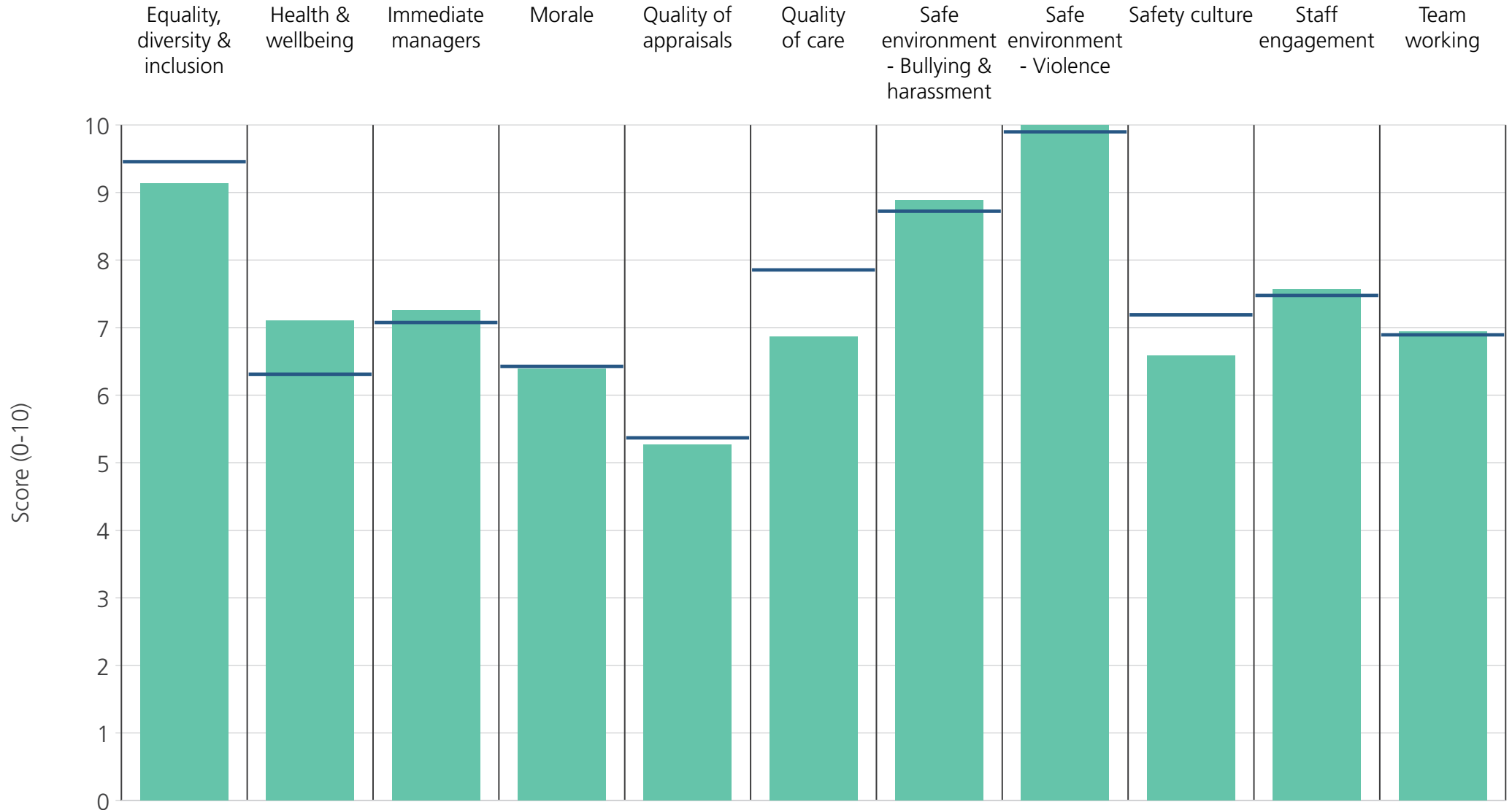


<b>Directorate</b>	9.5	5.8	7.0	6.2	5.5	7.9	8.3	9.8	7.1	7.4	6.6
<b>Your org</b>	9.5	6.3	7.1	6.4	5.4	7.9	8.7	9.9	7.2	7.5	6.9
<b>Responses</b>	319	325	326	314	274	311	324	321	322	329	323

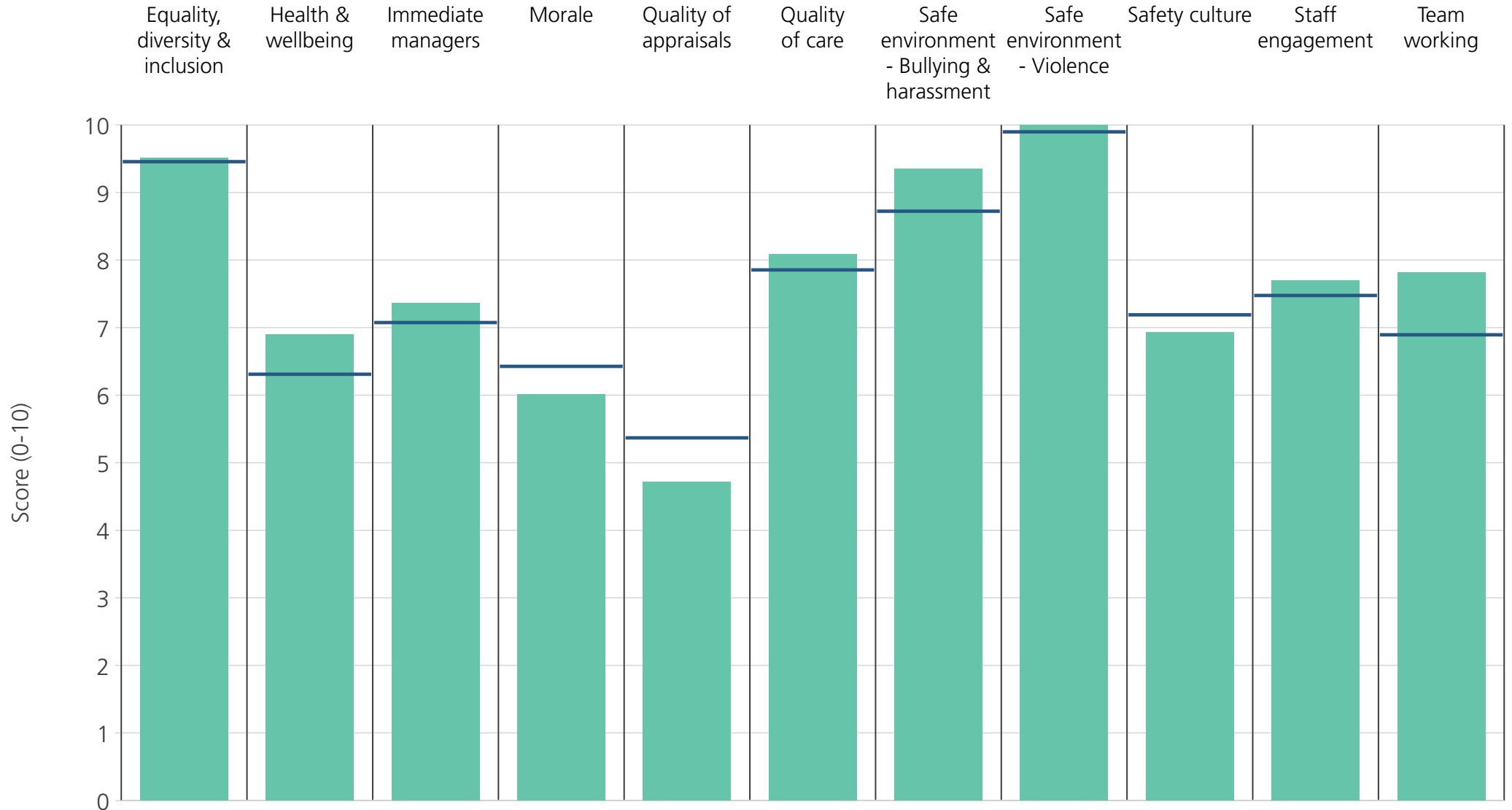




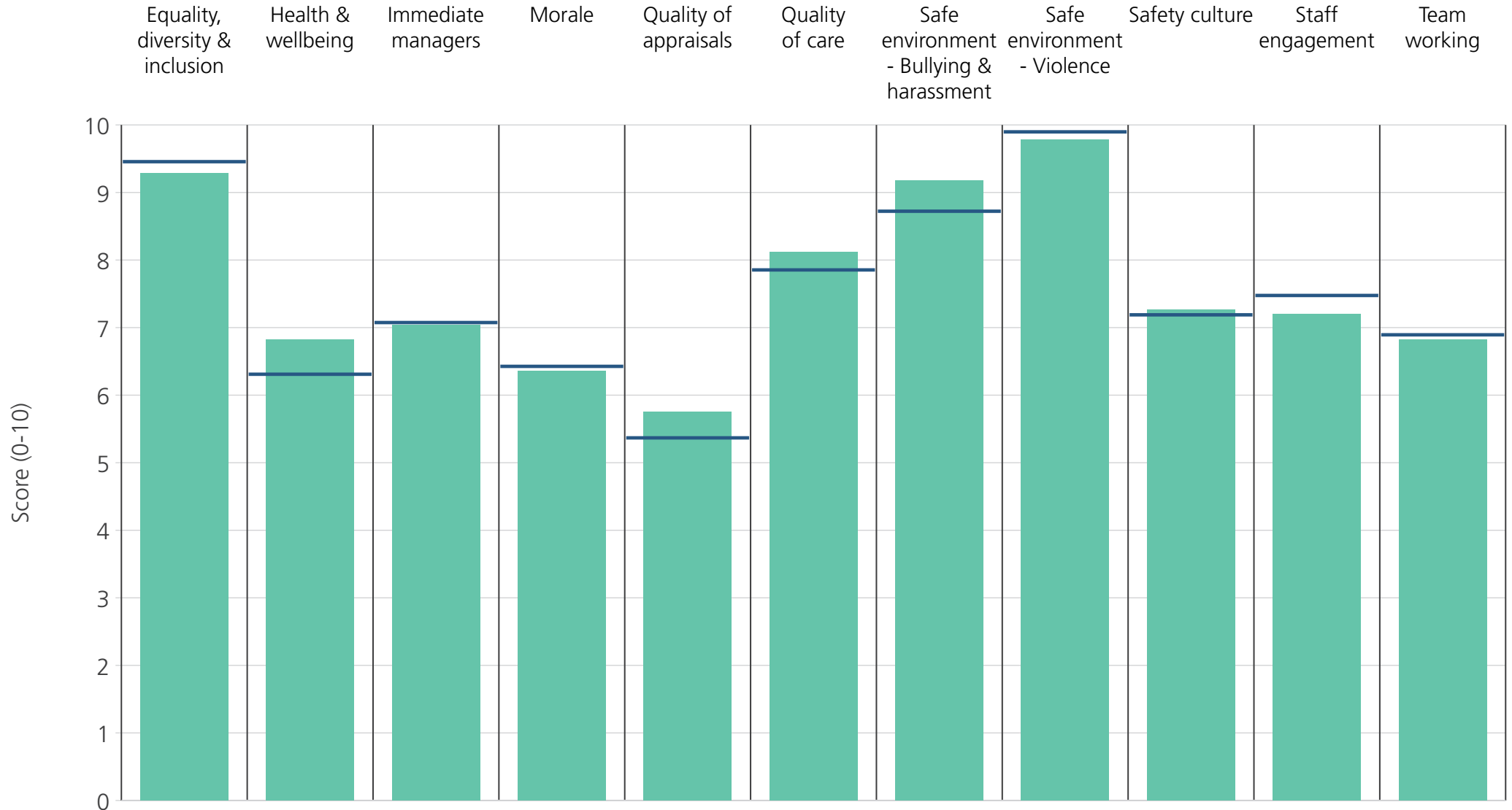
<b>Directorate</b>	9.2	7.6	8.2	7.0	6.1	8.3	9.2	10.0	7.8	8.0	8.1
<b>Your org</b>	9.5	6.3	7.1	6.4	5.4	7.9	8.7	9.9	7.2	7.5	6.9
<b>Responses</b>	32	33	33	32	28	15	33	33	32	33	33



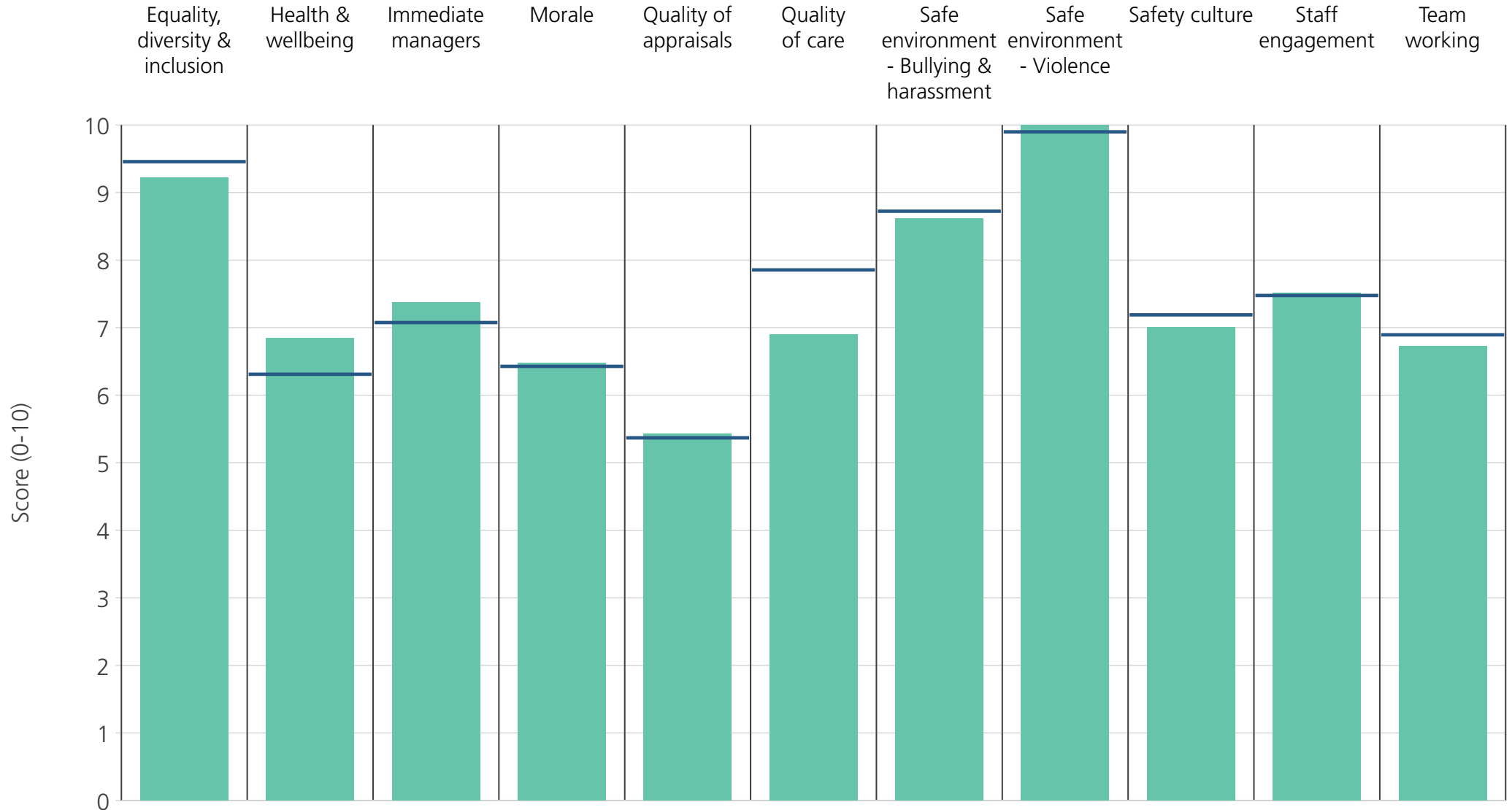
<b>Directorate</b>	9.1	7.1	7.3	6.4	5.3	6.9	8.9	10.0	6.6	7.6	6.9
<b>Your org</b>	9.5	6.3	7.1	6.4	5.4	7.9	8.7	9.9	7.2	7.5	6.9
<b>Responses</b>	45	44	45	45	41	21	45	45	43	45	45



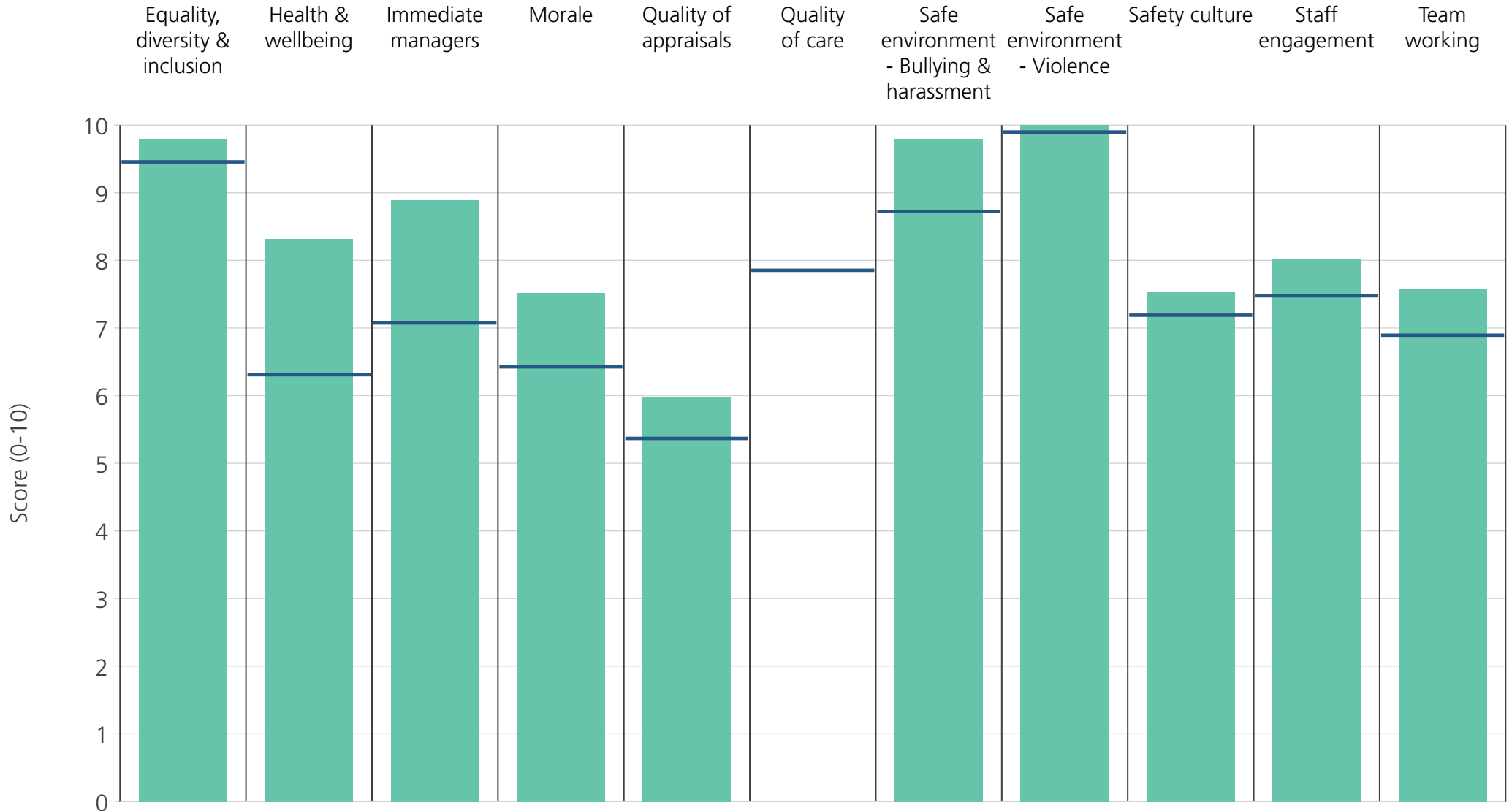
Directorate	9.5	6.9	7.4	6.0	4.7	8.1	9.3	10.0	6.9	7.7	7.8
Your org	9.5	6.3	7.1	6.4	5.4	7.9	8.7	9.9	7.2	7.5	6.9
Responses	41	41	41	41	35	17	41	41	41	41	40



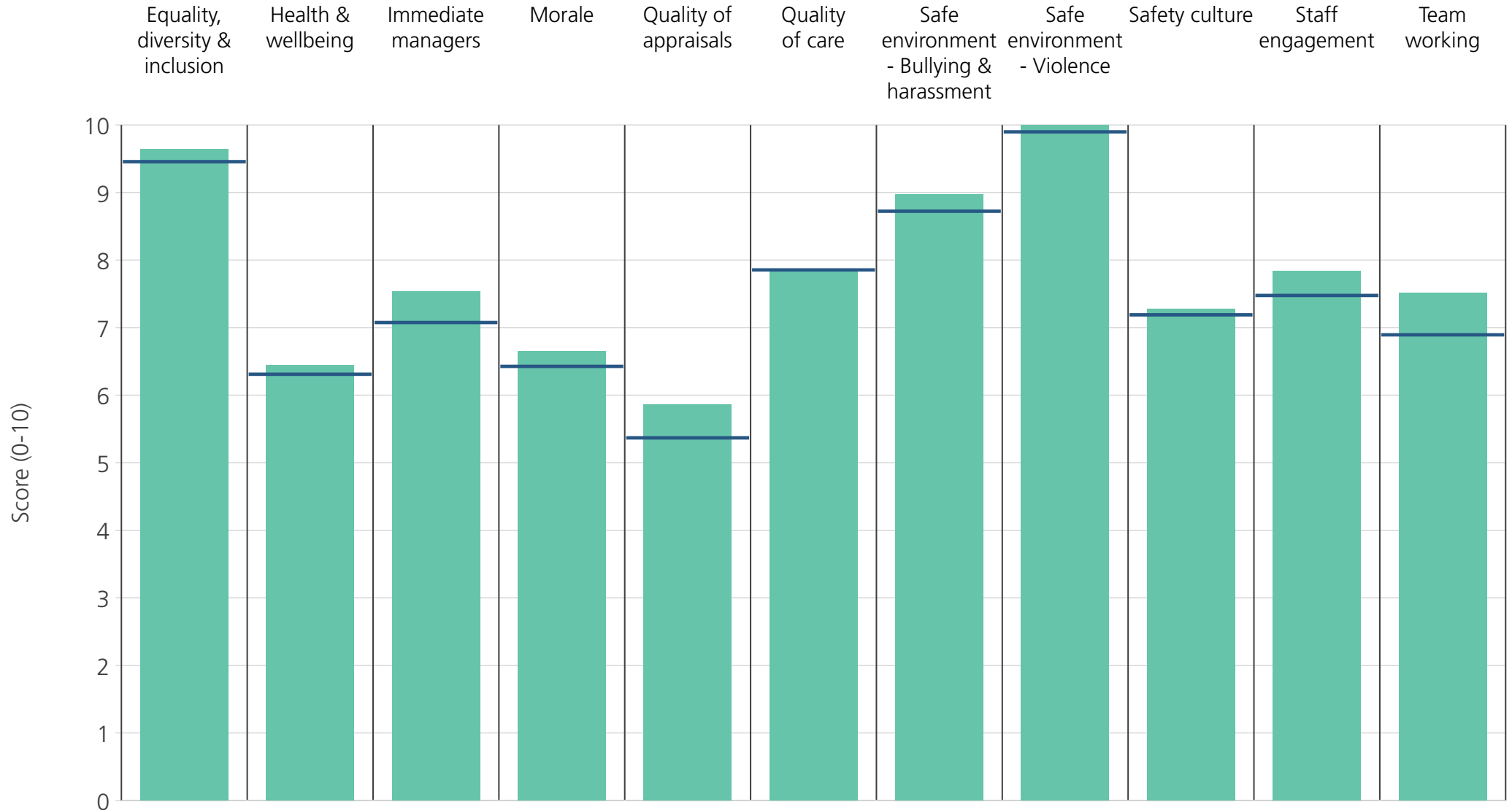
<b>Directorate</b>	9.3	6.8	7.0	6.4	5.7	8.1	9.2	9.8	7.3	7.2	6.8
<b>Your org</b>	9.5	6.3	7.1	6.4	5.4	7.9	8.7	9.9	7.2	7.5	6.9
<b>Responses</b>	111	111	108	108	92	83	105	107	110	110	105



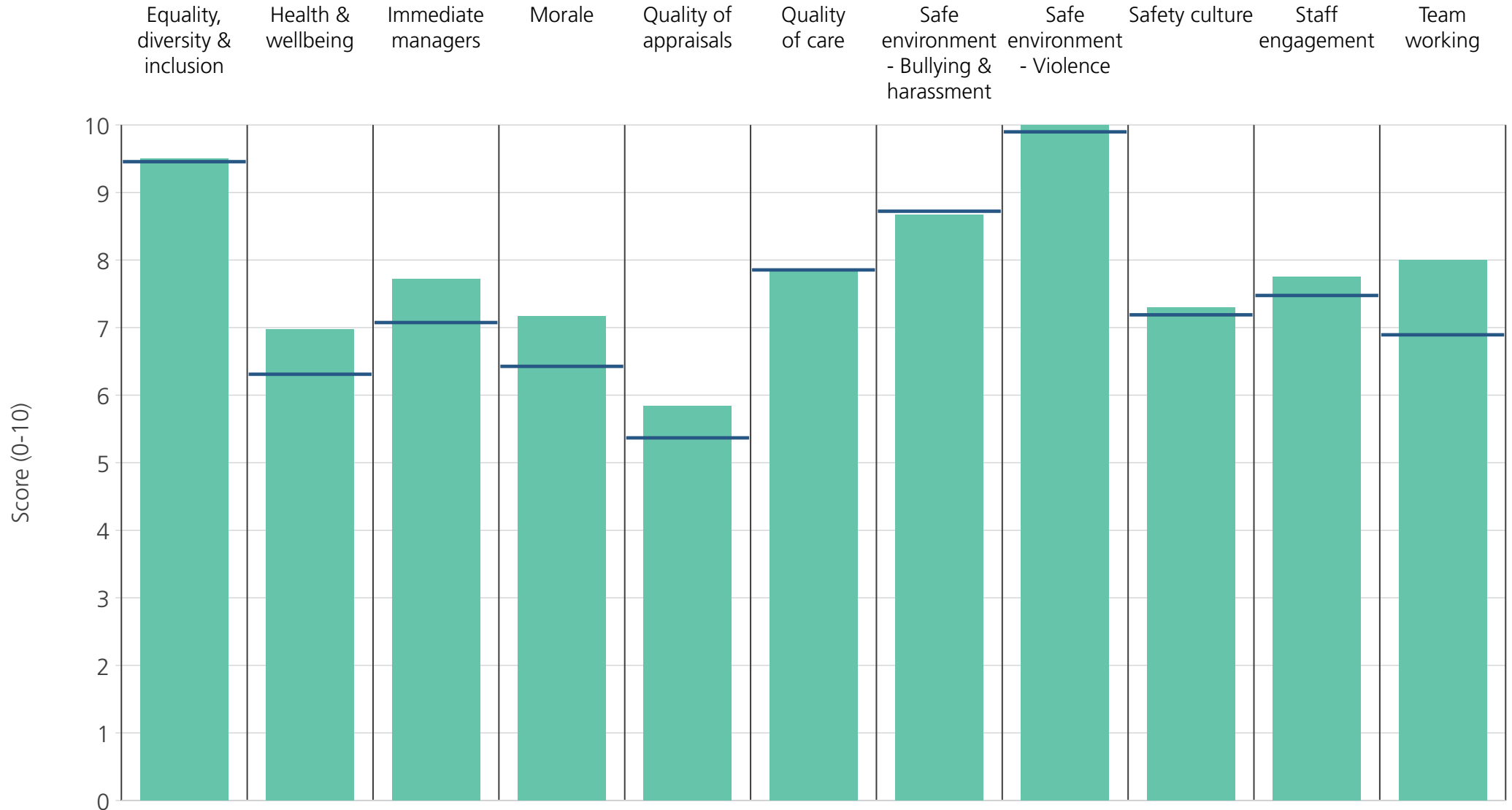
<b>Directorate</b>	9.2	6.8	7.4	6.5	5.4	6.9	8.6	10.0	7.0	7.5	6.7
<b>Your org</b>	9.5	6.3	7.1	6.4	5.4	7.9	8.7	9.9	7.2	7.5	6.9
<b>Responses</b>	58	59	57	58	46	31	59	59	54	59	58



<b>Directorate</b>	9.8	8.3	8.9	7.5	6.0	-	9.8	10.0	7.5	8.0	7.6
<b>Your org</b>	9.5	6.3	7.1	6.4	5.4	7.9	8.7	9.9	7.2	7.5	6.9
<b>Responses</b>	16	16	16	16	15	5	16	16	16	16	16

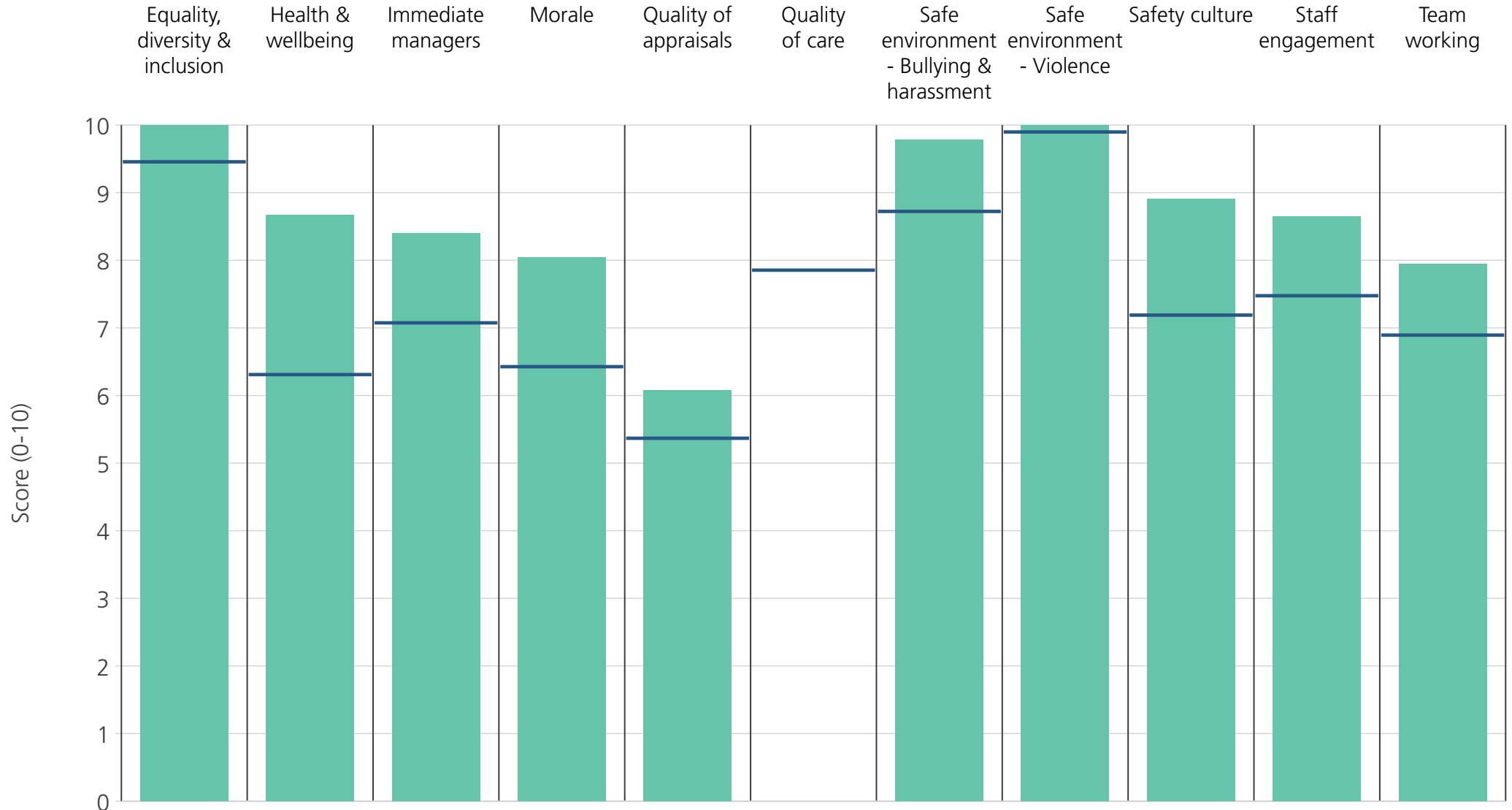


<b>Directorate</b>	9.6	6.4	7.5	6.7	5.9	7.8	9.0	10.0	7.3	7.8	7.5
<b>Your org</b>	9.5	6.3	7.1	6.4	5.4	7.9	8.7	9.9	7.2	7.5	6.9
<b>Responses</b>	163	163	164	163	139	100	162	164	164	166	164

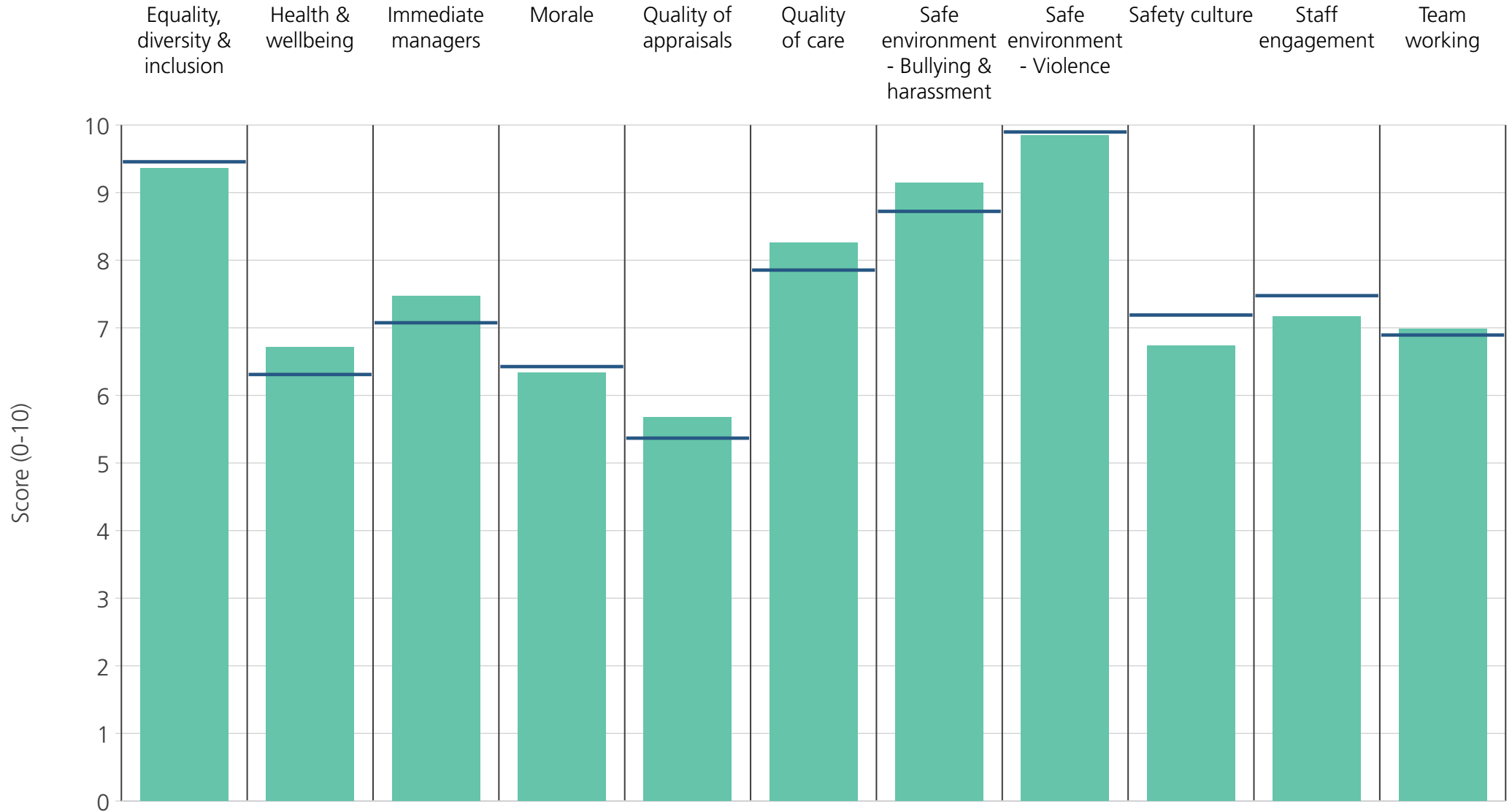


<b>Directorate</b>	9.5	7.0	7.7	7.2	5.8	7.9	8.7	10.0	7.3	7.8	8.0
<b>Your org</b>	9.5	6.3	7.1	6.4	5.4	7.9	8.7	9.9	7.2	7.5	6.9
<b>Responses</b>	20	20	20	20	18	14	20	20	20	20	20





<b>Directorate</b>	10.0	8.7	8.4	8.0	6.1		9.8	10.0	8.9	8.6	7.9
<b>Your org</b>	9.5	6.3	7.1	6.4	5.4	7.9	8.7	9.9	7.2	7.5	6.9
<b>Responses</b>	15	15	15	15	14	9	15	15	15	15	14



<b>Directorate</b>	9.4	6.7	7.5	6.3	5.7	8.3	9.1	9.8	6.7	7.2	7.0
<b>Your org</b>	9.5	6.3	7.1	6.4	5.4	7.9	8.7	9.9	7.2	7.5	6.9
<b>Responses</b>	44	44	44	44	42	23	43	44	44	44	44