

# Royal United Hospitals Bath NHS Foundation Trust

2019 NHS Staff Survey

**Directorate Report**

**Contents**

Introduction . . . . .	3
Themes – Directorates 1 . . . . .	4
Add Prof Scientific and Technic . . . . .	5
Additional Clinical Services . . . . .	6
Administrative and Clerical . . . . .	7
Allied Health Professionals . . . . .	8
Estates and Ancillary . . . . .	9
Healthcare Scientists . . . . .	10
Medical and Dental . . . . .	11
Nursing and Midwifery Registered . . . . .	12
Themes – Directorates 2 . . . . .	13
Corporate Division . . . . .	14
Facilities Division . . . . .	15
Medical Division . . . . .	16
Research & Development [Division] . . . . .	17
Surgical Division . . . . .	18
Women and Children's Division . . . . .	19

This directorate report for Royal United Hospitals Bath NHS Foundation Trust contains results by directorate for themes from the 2019 NHS Staff Survey. These results are compared to the unweighted average for your organisation.

**Please note:** It is possible that there are differences between the 'Your org' scores reported in this directorate report and those in the benchmark report. This is because the results in the benchmark report are weighted to allow for fair comparisons between organisations of a similar type. However, in this report comparisons are made within your organisation so the unweighted organisation result is a more appropriate point of comparison.

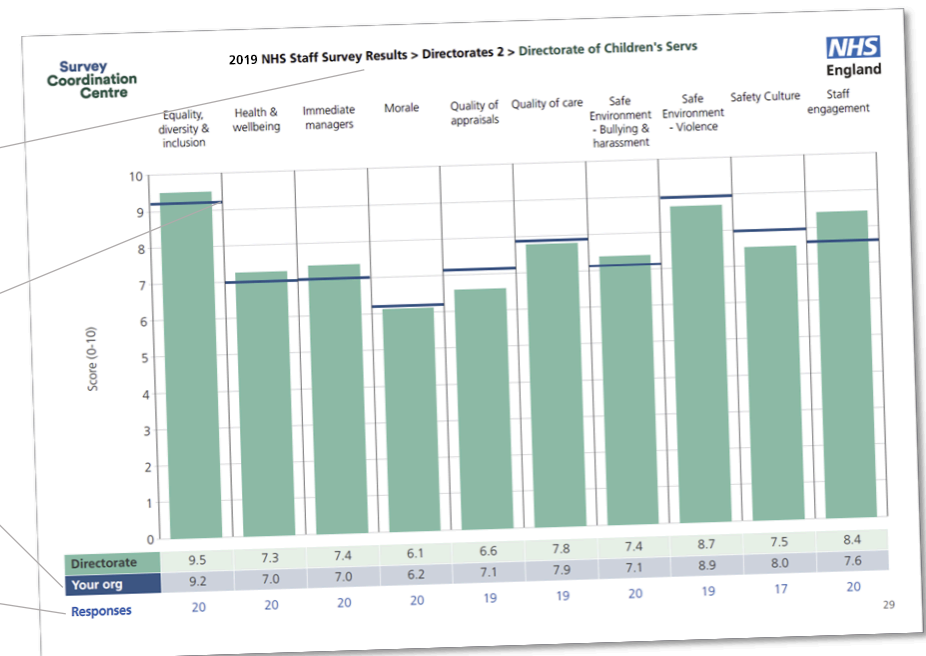
The directorate breakdowns used in this report were provided and defined by Royal United Hospitals Bath NHS Foundation Trust. Details of how the theme scores were calculated are included in the Technical Document, available to download from our [results website](#).

## Key features

Breakdown type and **directorate name** are specified in the header. Black text in the header is hyperlinked: clicking on '2019 NHS Staff Survey Results' navigates back to the contents page.

Directorate results are presented in the context of the (unweighted) **organisation average ('Your org')**, so it is easy to tell if a directorate is performing better or worse than the organisation average. For all themes, a higher score is a better result than a lower score.

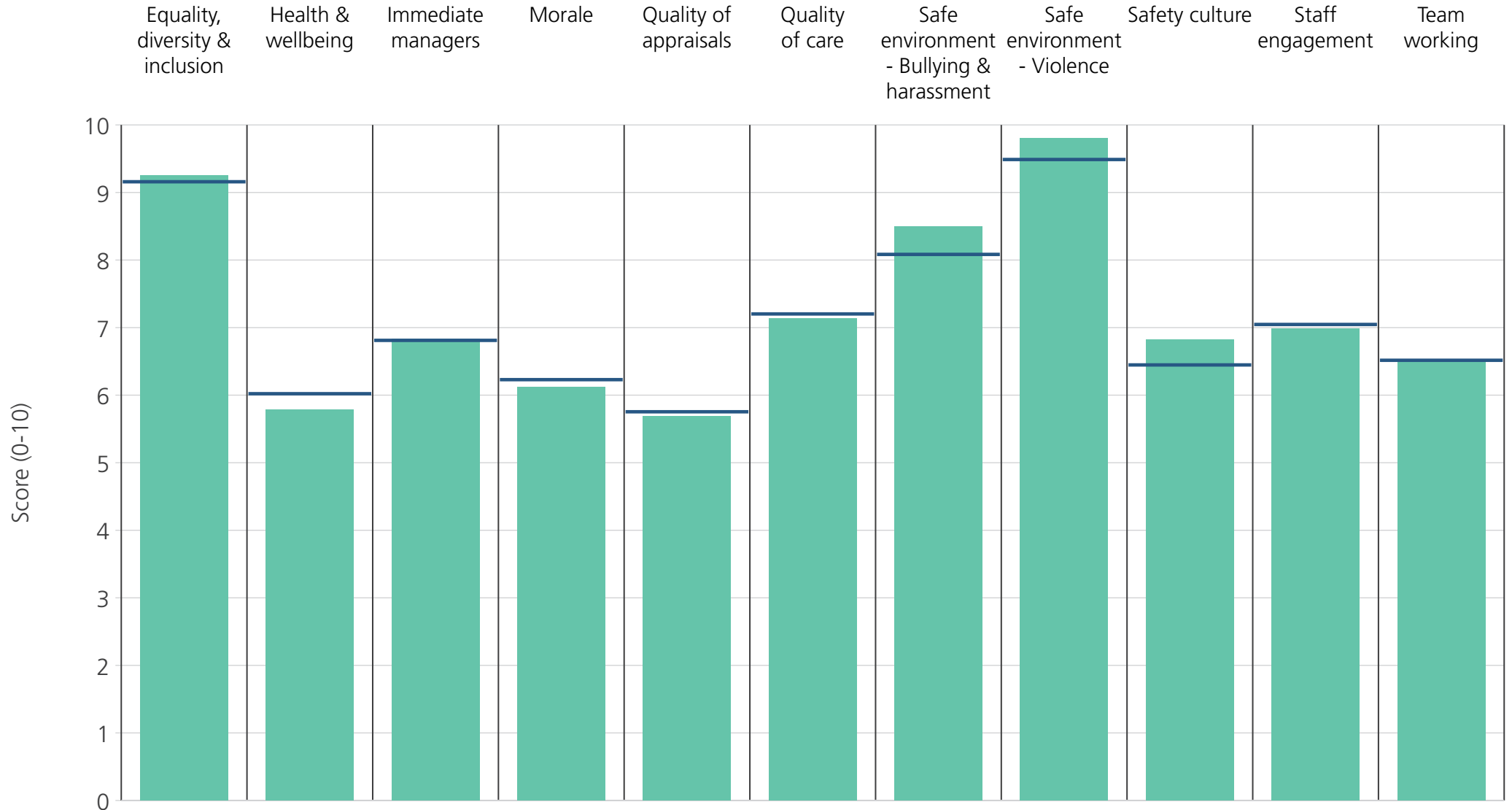
The **number of responses** feeding into each theme score **for the given directorate** is specified below the table containing the directorate and trust scores.



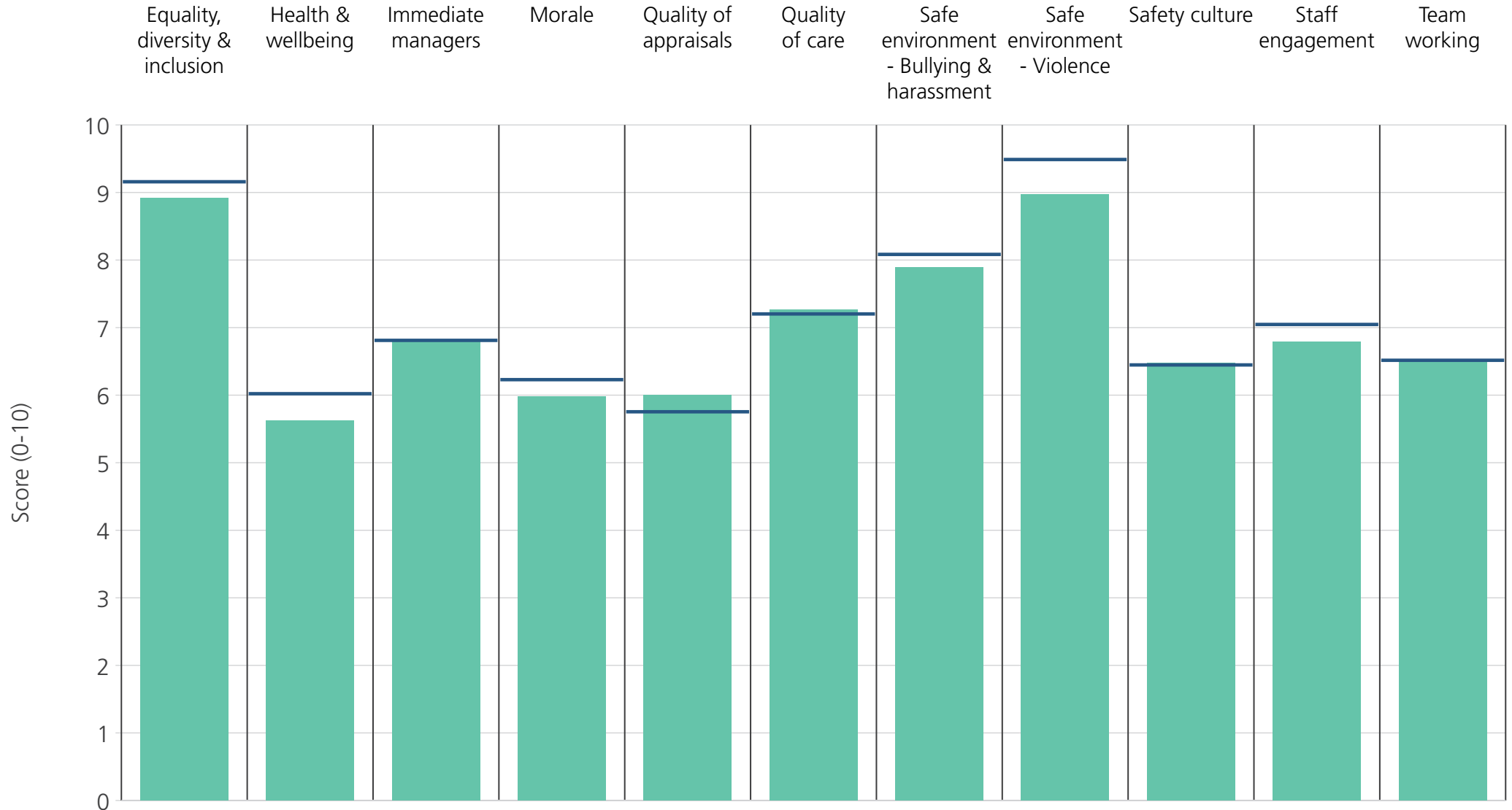
**! Note:** when there are less than 11 responses in a group, results are suppressed to protect staff confidentiality

# Directorates 1

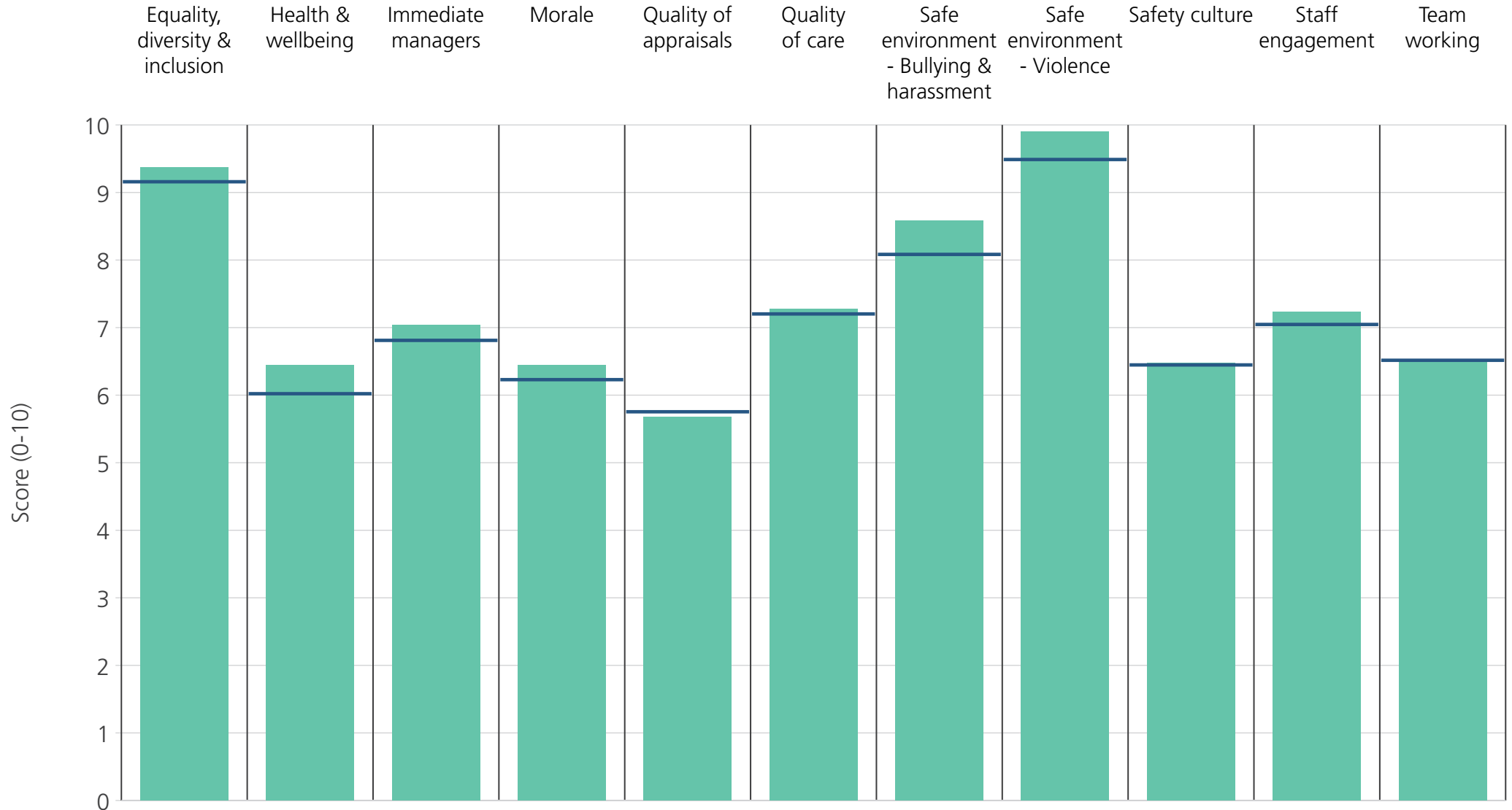
Royal United Hospitals Bath NHS Foundation Trust  
2019 NHS Staff Survey Results



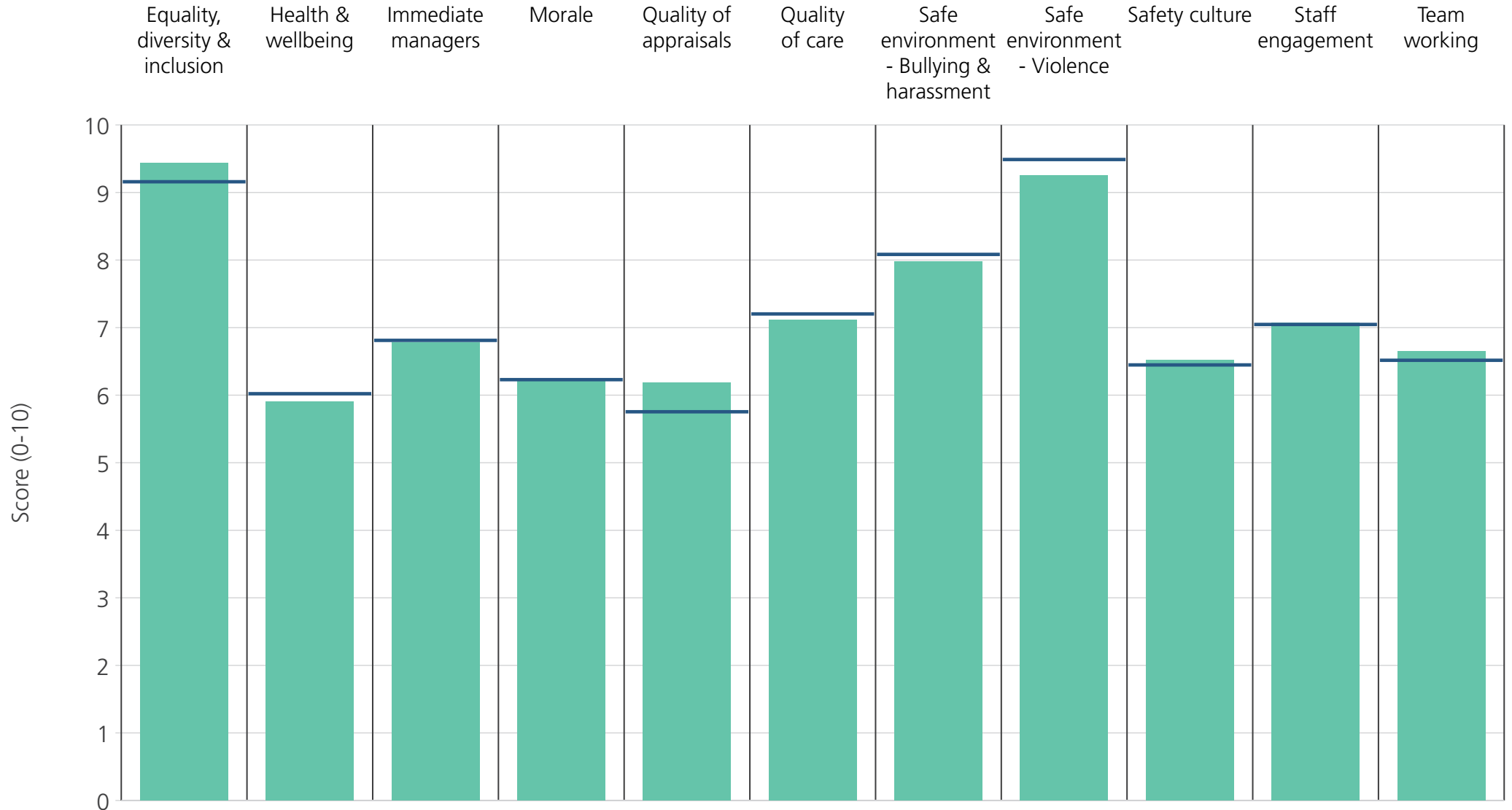
<b>Directorate</b>	9.3	5.8	6.8	6.1	5.7	7.1	8.5	9.8	6.8	7.0	6.5
<b>Your org</b>	9.2	6.0	6.8	6.2	5.8	7.2	8.1	9.5	6.4	7.0	6.5
<b>Responses</b>	83	84	84	82	73	80	84	84	82	84	84



<b>Directorate</b>	8.9	5.6	6.8	6.0	6.0	7.3	7.9	9.0	6.5	6.8	6.5
<b>Your org</b>	9.2	6.0	6.8	6.2	5.8	7.2	8.1	9.5	6.4	7.0	6.5
<b>Responses</b>	270	273	274	263	214	257	268	269	271	276	268

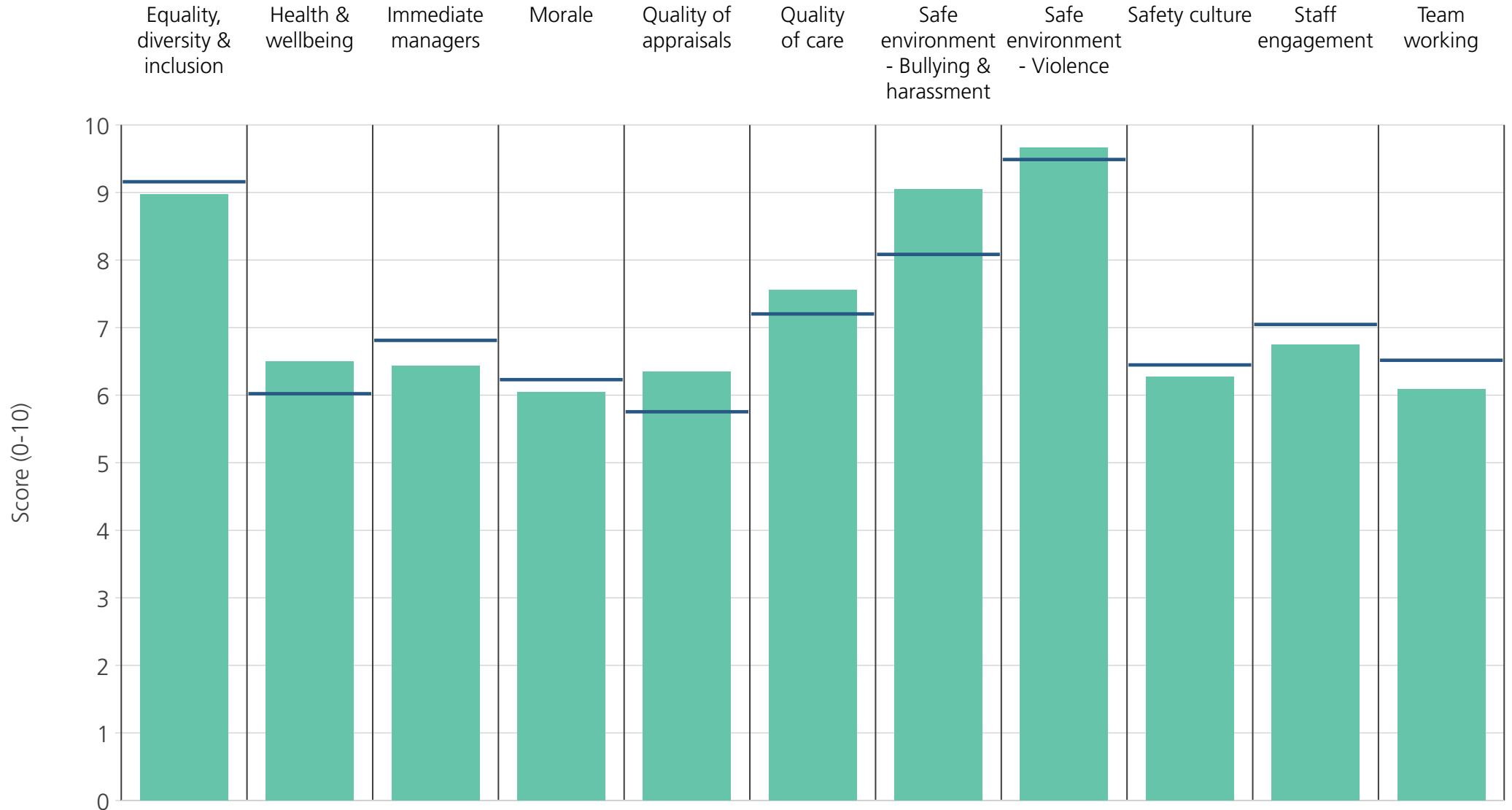


<b>Directorate</b>	9.4	6.4	7.0	6.4	5.7	7.3	8.6	9.9	6.5	7.2	6.5
<b>Your org</b>	9.2	6.0	6.8	6.2	5.8	7.2	8.1	9.5	6.4	7.0	6.5
<b>Responses</b>	679	683	687	674	547	405	678	675	673	687	680

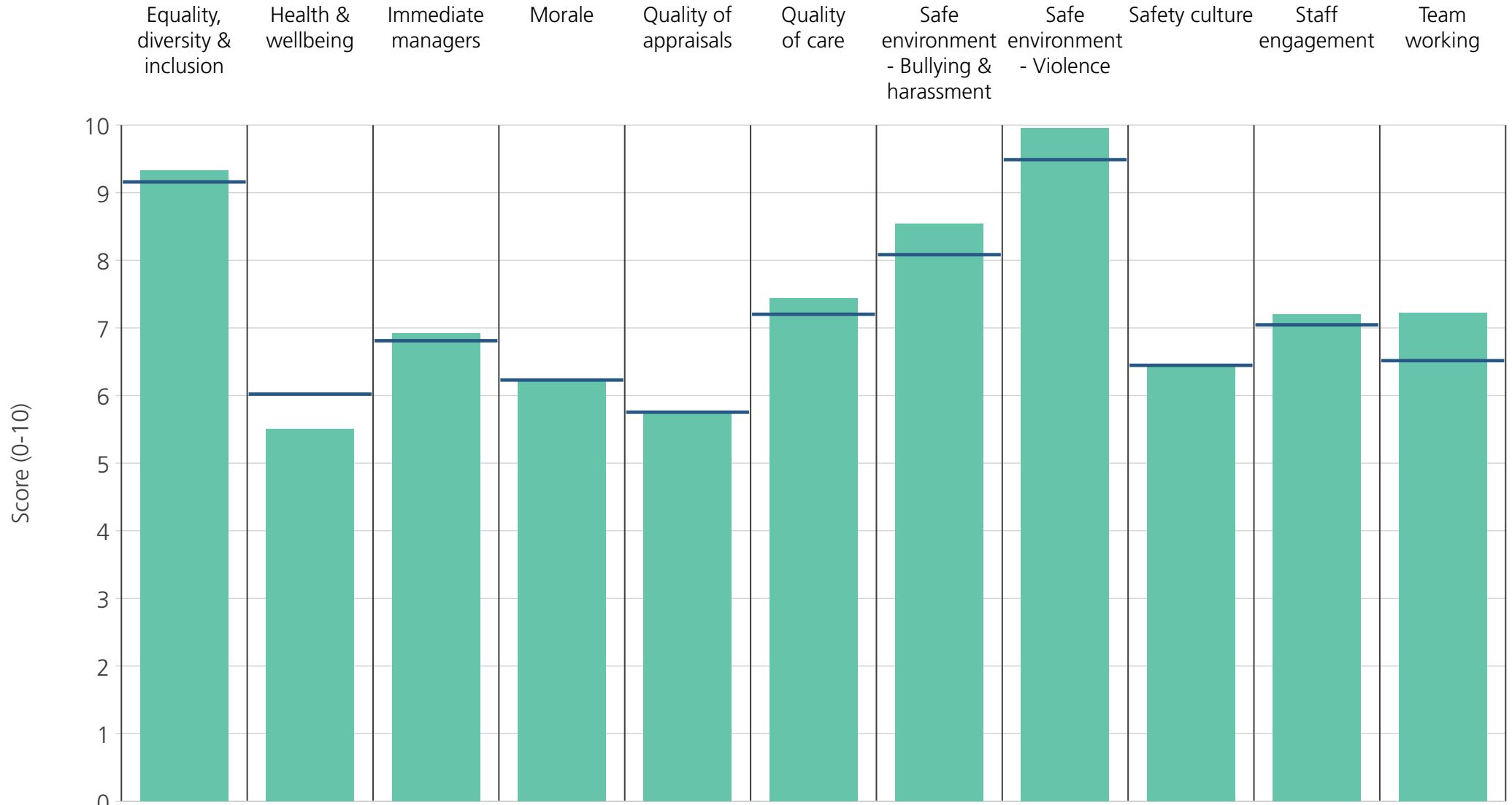


<b>Directorate</b>	9.4	5.9	6.8	6.2	6.2	7.1	8.0	9.3	6.5	7.1	6.6
<b>Your org</b>	9.2	6.0	6.8	6.2	5.8	7.2	8.1	9.5	6.4	7.0	6.5
<b>Responses</b>	109	109	111	109	89	112	109	107	109	112	111

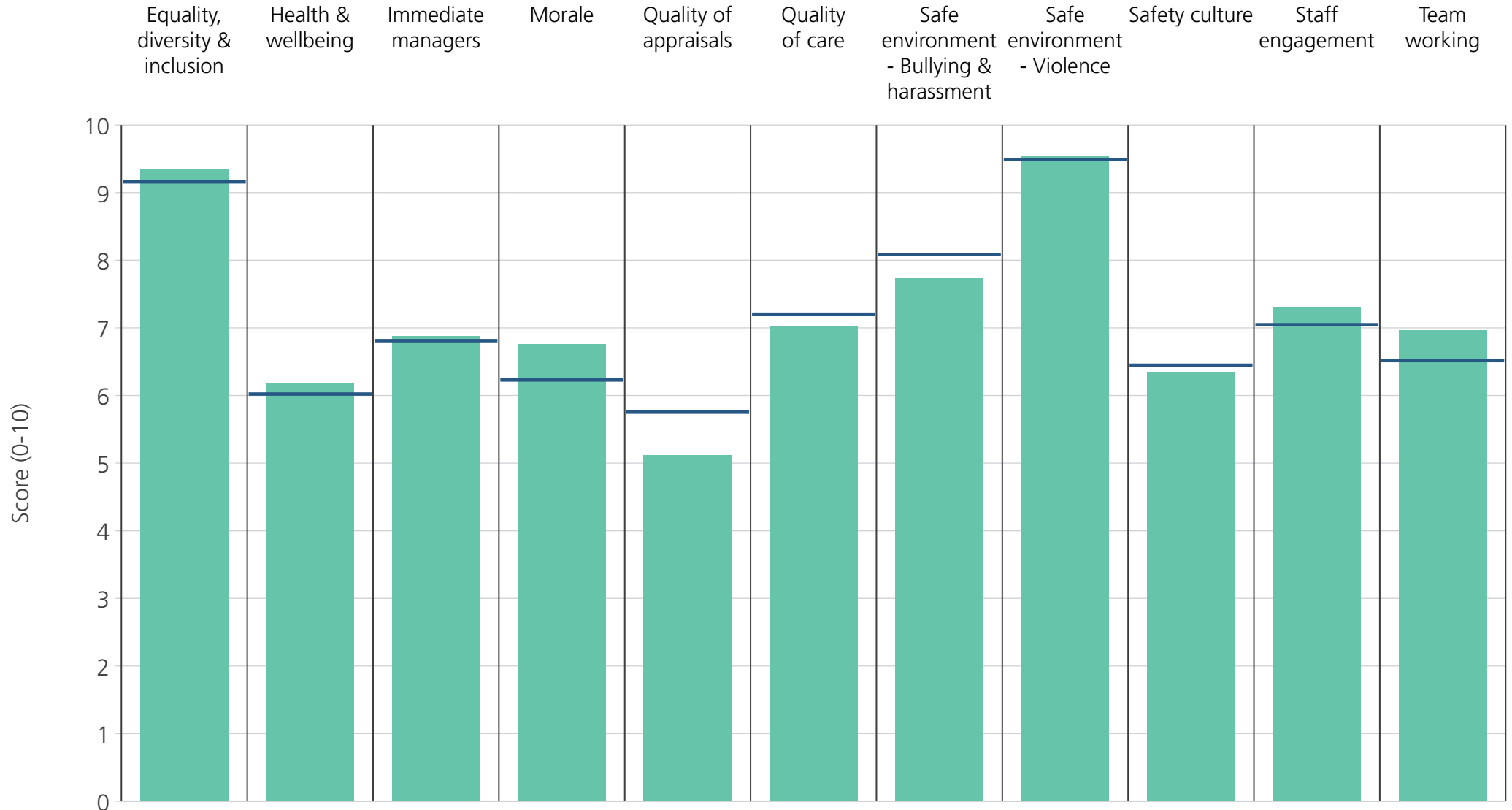




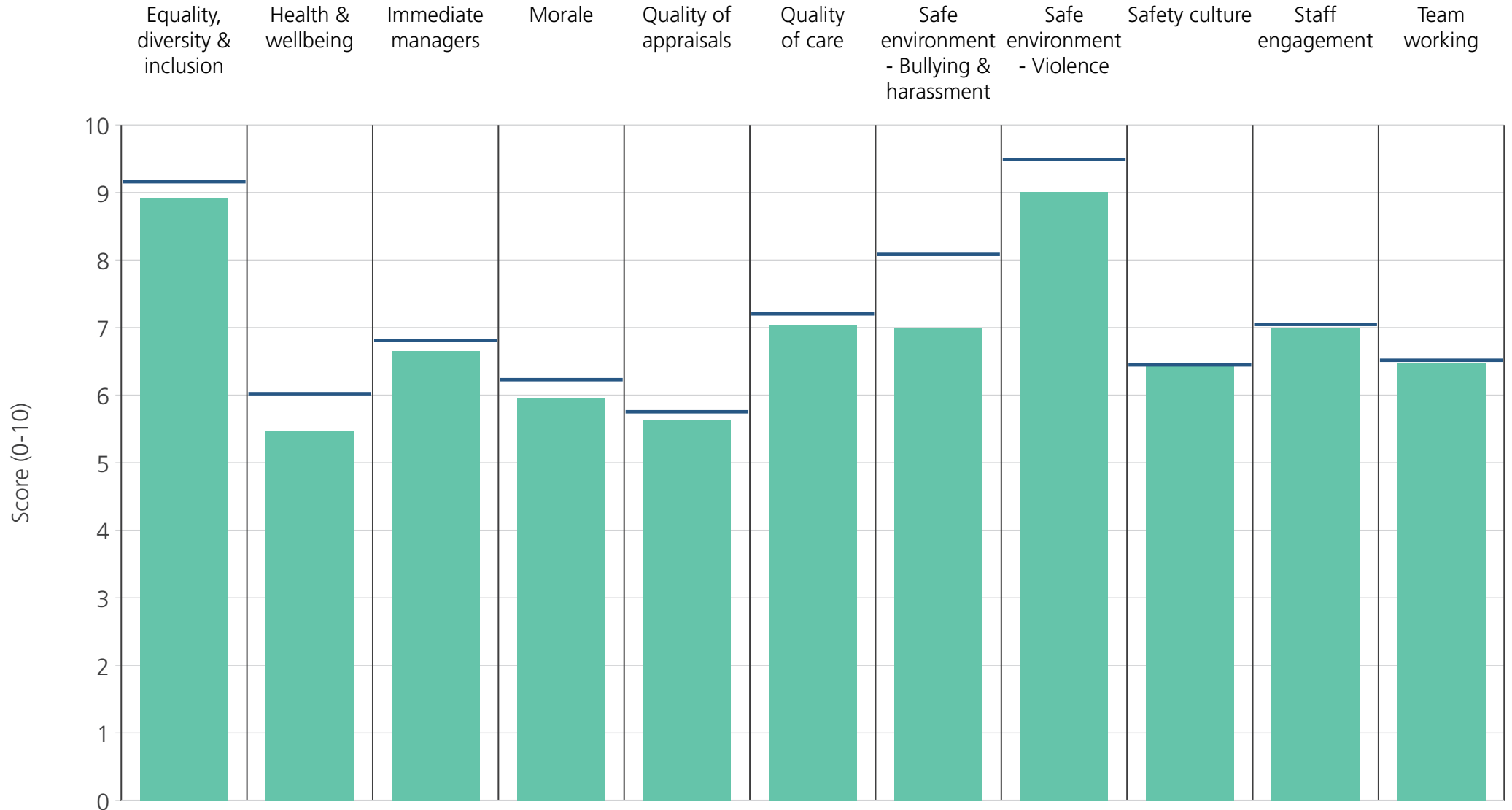
<b>Directorate</b>	9.0	6.5	6.4	6.0	6.4	7.6	9.0	9.7	6.3	6.7	6.1
<b>Your org</b>	9.2	6.0	6.8	6.2	5.8	7.2	8.1	9.5	6.4	7.0	6.5
<b>Responses</b>	249	254	264	242	191	188	249	246	243	263	260



<b>Directorate</b>	9.3	5.5	6.9	6.2	5.8	7.4	8.5	10.0	6.4	7.2	7.2
<b>Your org</b>	9.2	6.0	6.8	6.2	5.8	7.2	8.1	9.5	6.4	7.0	6.5
<b>Responses</b>	73	74	74	73	66	68	73	74	73	74	73



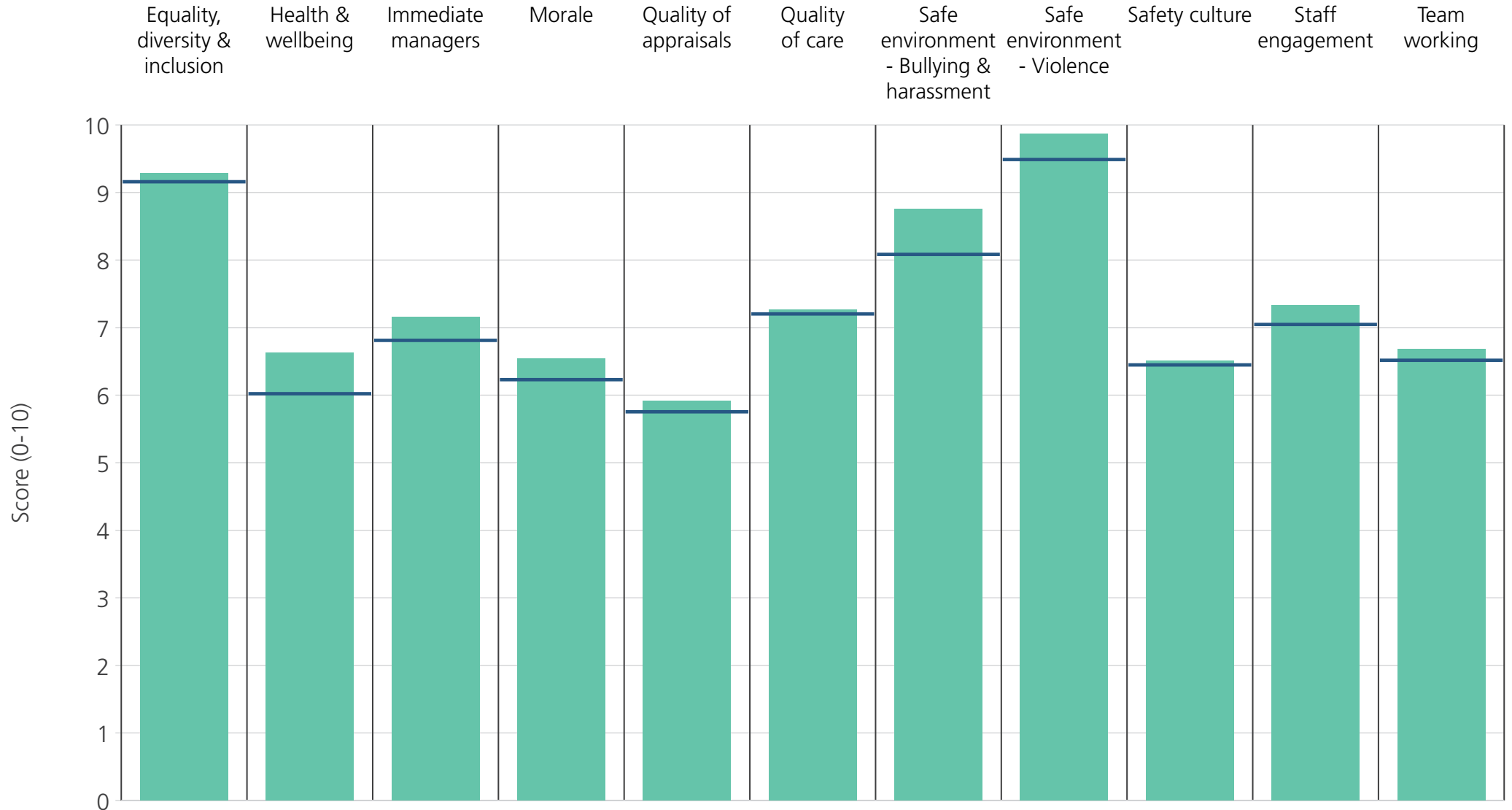
<b>Directorate</b>	9.3	6.2	6.9	6.8	5.1	7.0	7.7	9.5	6.3	7.3	7.0
<b>Your org</b>	9.2	6.0	6.8	6.2	5.8	7.2	8.1	9.5	6.4	7.0	6.5
<b>Responses</b>	189	190	190	188	164	193	187	188	189	193	190



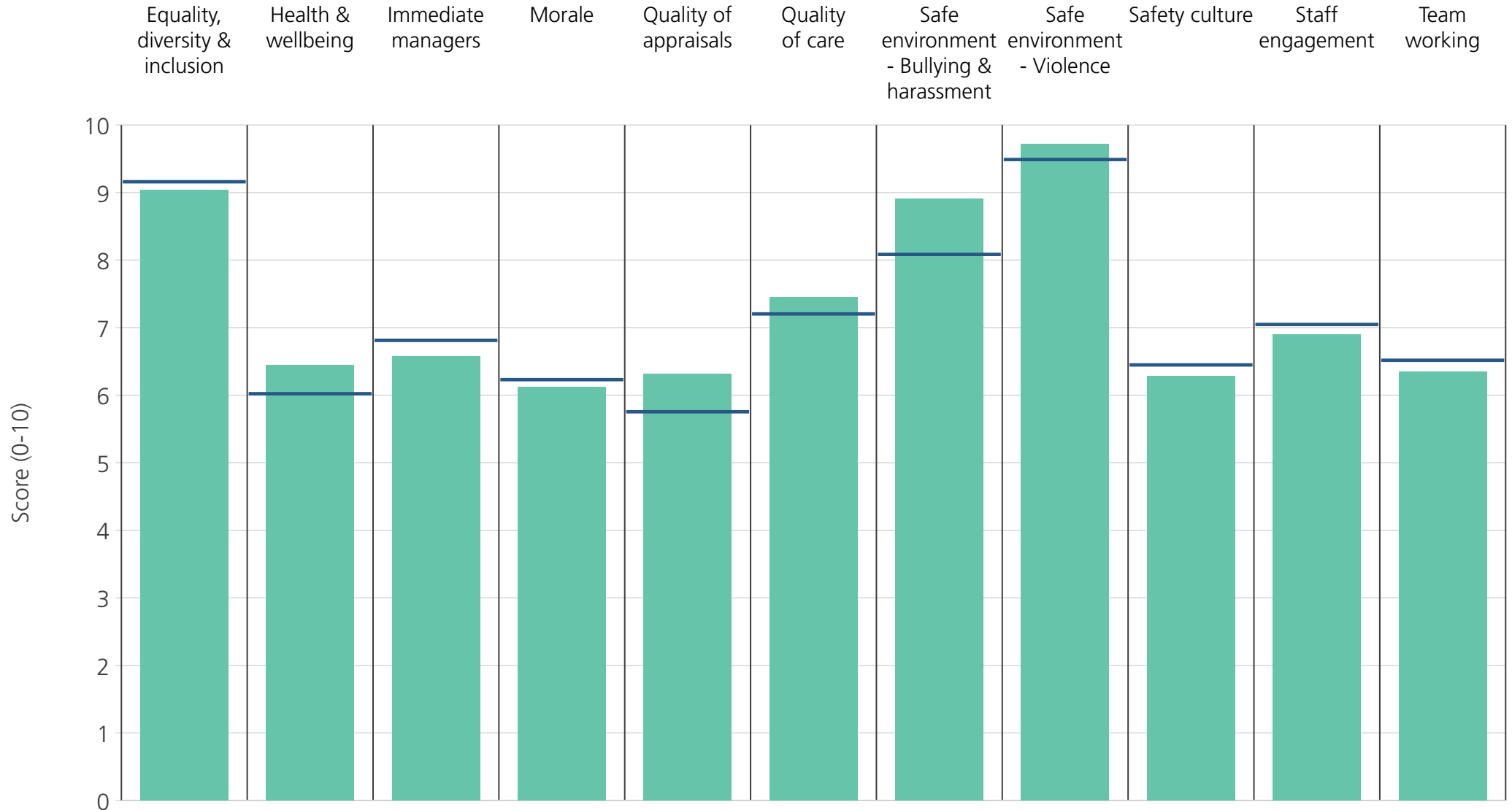
<b>Directorate</b>	8.9	5.5	6.6	6.0	5.6	7.0	7.0	9.0	6.4	7.0	6.5
<b>Your org</b>	9.2	6.0	6.8	6.2	5.8	7.2	8.1	9.5	6.4	7.0	6.5
<b>Responses</b>	462	474	474	470	404	461	473	470	470	476	471

# Directorates 2

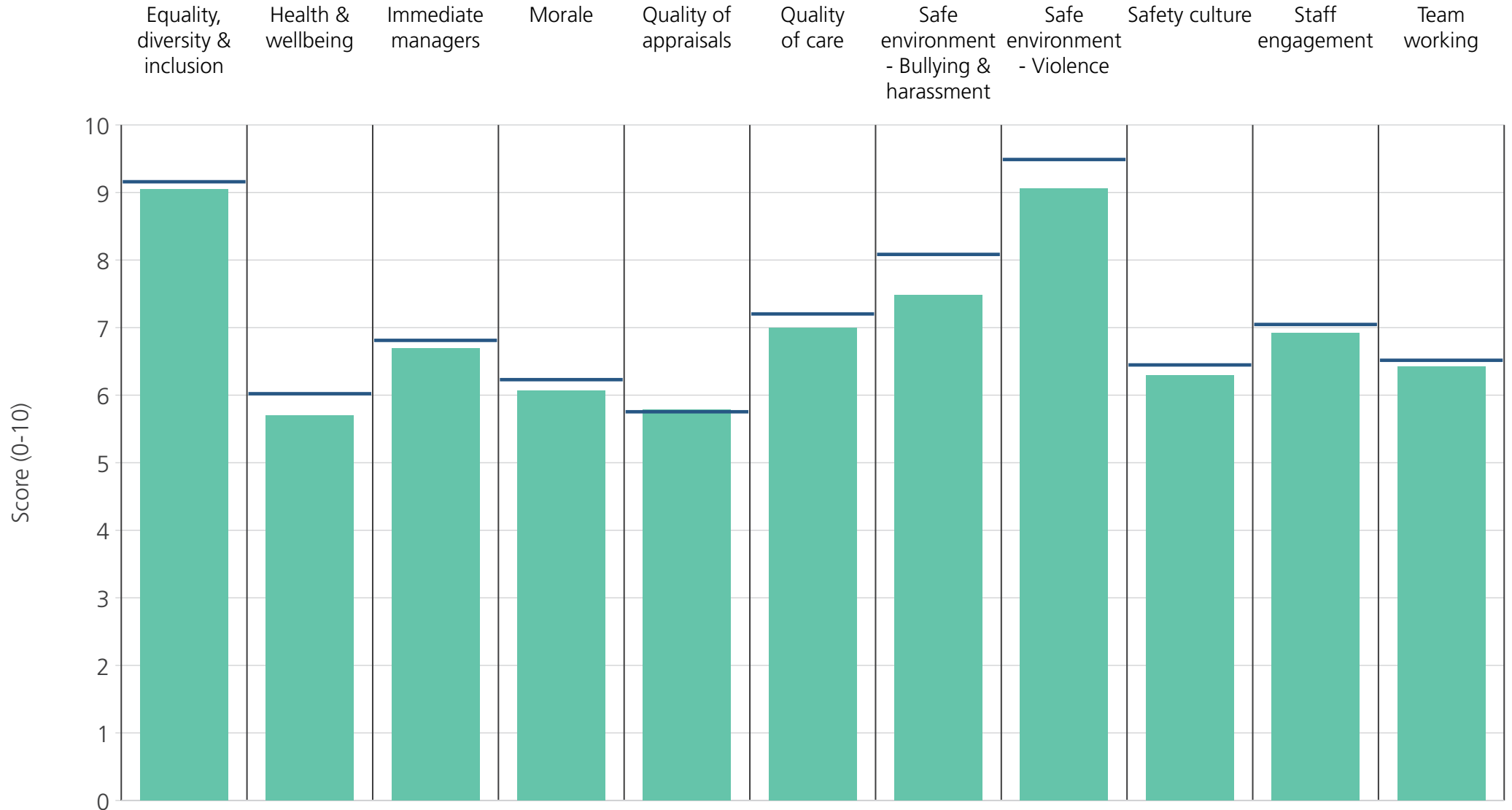
Royal United Hospitals Bath NHS Foundation Trust  
2019 NHS Staff Survey Results



Directorate	9.3	6.6	7.2	6.5	5.9	7.3	8.8	9.9	6.5	7.3	6.7
Your org	9.2	6.0	6.8	6.2	5.8	7.2	8.1	9.5	6.4	7.0	6.5
Responses	362	363	368	360	306	175	363	362	360	368	362

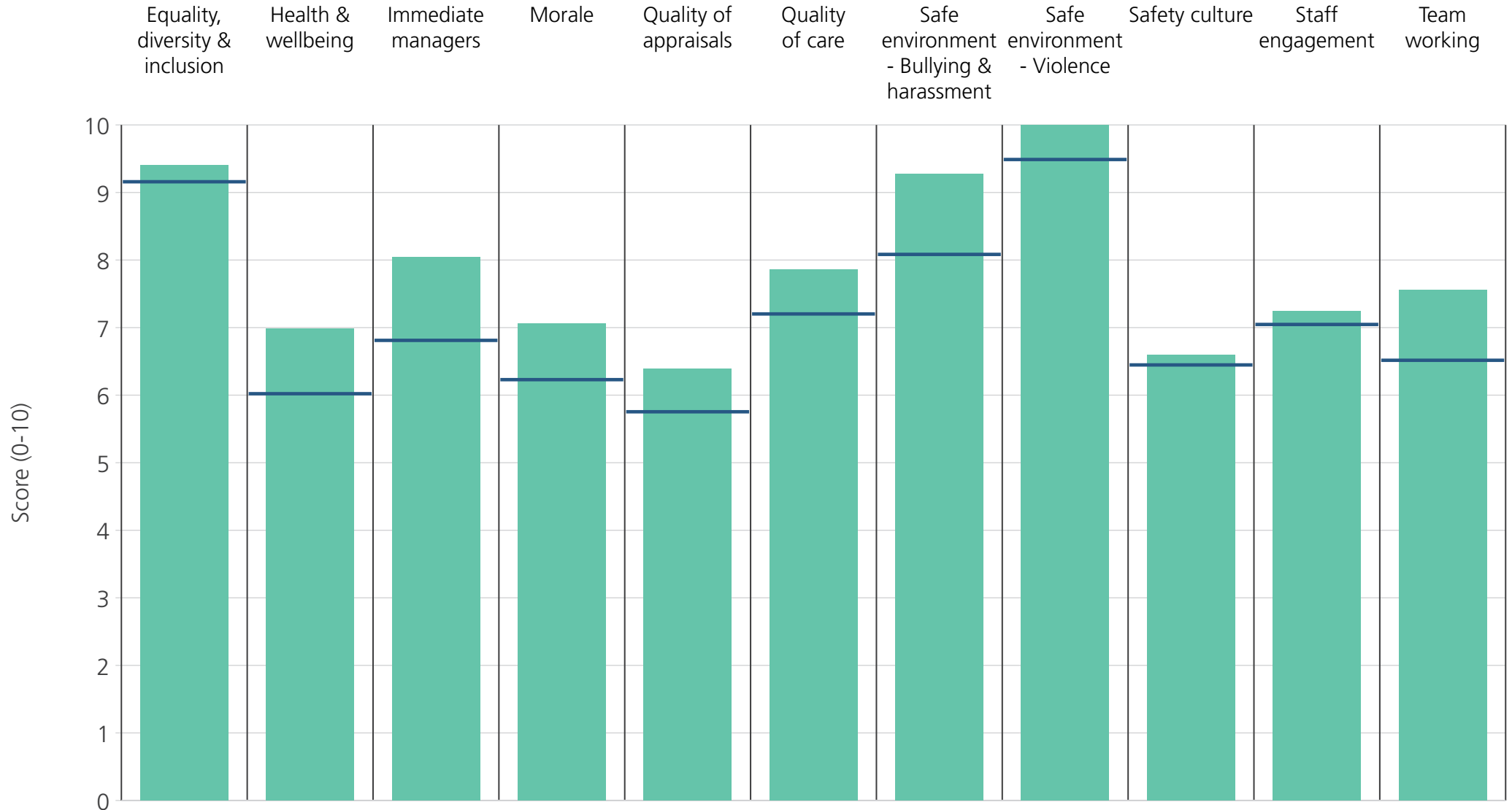


<b>Directorate</b>	9.0	6.4	6.6	6.1	6.3	7.5	8.9	9.7	6.3	6.9	6.4
<b>Your org</b>	9.2	6.0	6.8	6.2	5.8	7.2	8.1	9.5	6.4	7.0	6.5
<b>Responses</b>	325	332	341	315	246	237	326	320	318	340	337

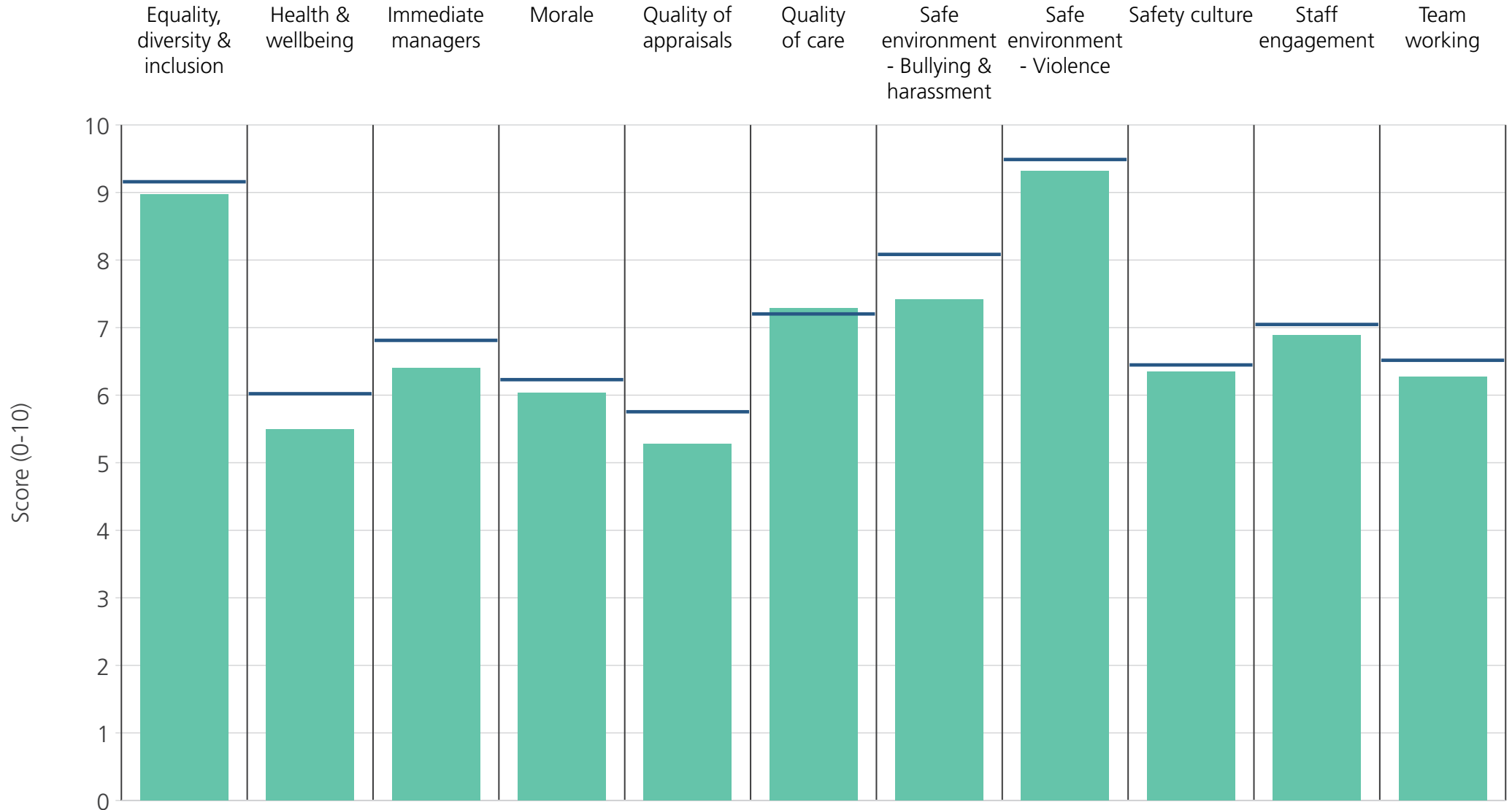


<b>Directorate</b>	9.1	5.7	6.7	6.1	5.8	7.0	7.5	9.1	6.3	6.9	6.4
<b>Your org</b>	9.2	6.0	6.8	6.2	5.8	7.2	8.1	9.5	6.4	7.0	6.5
<b>Responses</b>	584	589	591	580	470	551	584	583	585	591	585

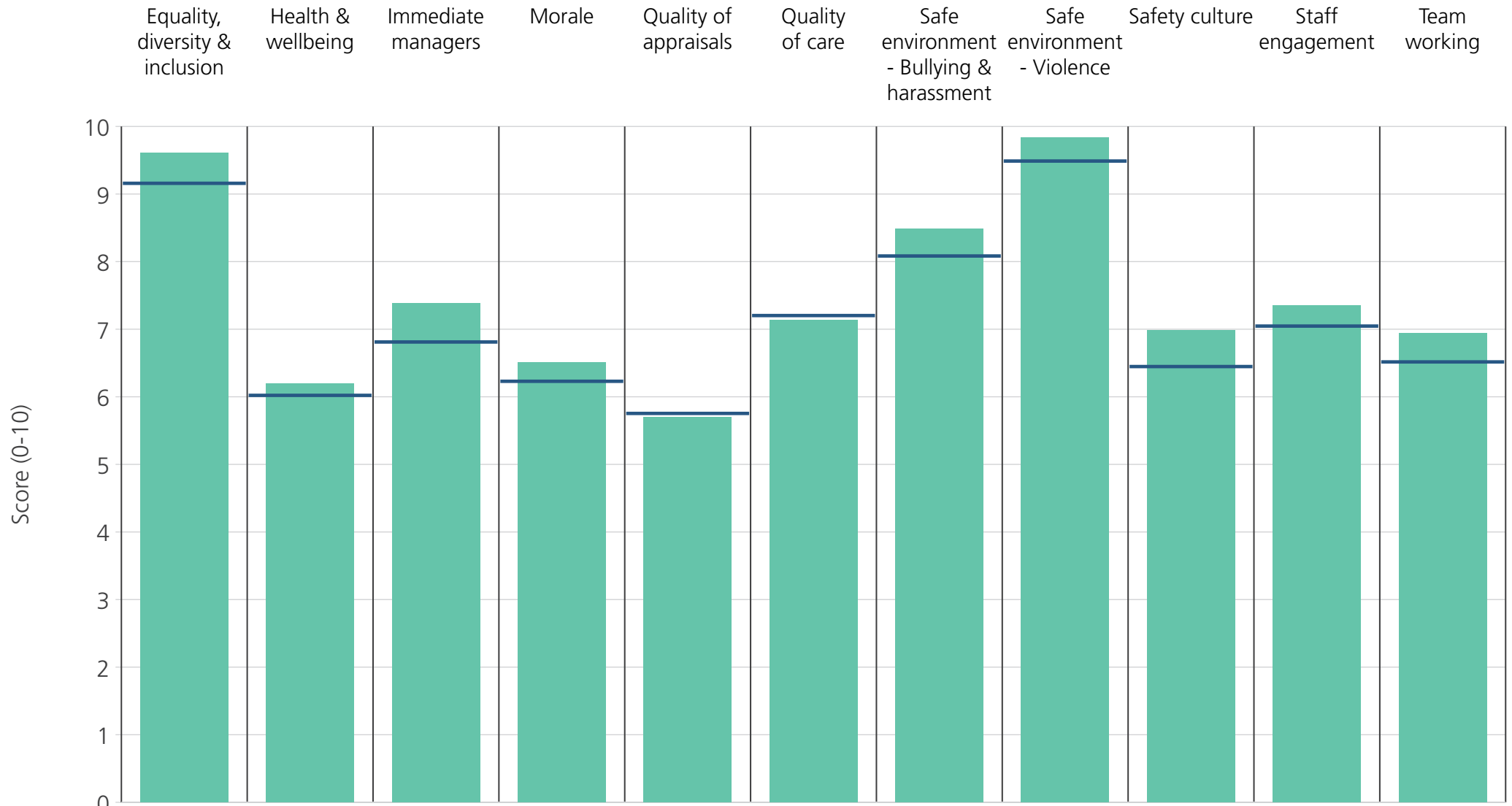




<b>Directorate</b>	9.4	7.0	8.0	7.1	6.4	7.9	9.3	10.0	6.6	7.2	7.6
<b>Your org</b>	9.2	6.0	6.8	6.2	5.8	7.2	8.1	9.5	6.4	7.0	6.5
<b>Responses</b>	39	41	41	40	30	35	41	41	41	41	41



<b>Directorate</b>	9.0	5.5	6.4	6.0	5.3	7.3	7.4	9.3	6.3	6.9	6.3
<b>Your org</b>	9.2	6.0	6.8	6.2	5.8	7.2	8.1	9.5	6.4	7.0	6.5
<b>Responses</b>	494	505	505	498	424	477	497	501	498	510	500



<b>Directorate</b>	9.6	6.2	7.4	6.5	5.7	7.1	8.5	9.8	7.0	7.3	6.9
<b>Your org</b>	9.2	6.0	6.8	6.2	5.8	7.2	8.1	9.5	6.4	7.0	6.5
<b>Responses</b>	310	311	312	308	272	289	310	306	308	315	312