

# Royal Cornwall Hospitals NHS Trust

2019 NHS Staff Survey

**Directorate Report**

**Contents**

Introduction . . . . .	3
Themes – Directorates 1 . . . . .	4
Add Prof Scientific and Technic . . . . .	5
Additional Clinical Services . . . . .	6
Administrative and Clerical . . . . .	7
Allied Health Professionals . . . . .	8
Estates and Ancillary . . . . .	9
Healthcare Scientists . . . . .	10
Medical and Dental . . . . .	11
Nursing and Midwifery Registered . . . . .	12
Themes – Directorates 2 . . . . .	13
Anaesthetics Critical Care & Theatres . . . . .	14
Clinical Support . . . . .	15
Corporate . . . . .	16
General Surgery & Cancer . . . . .	17
Specialist Medicine . . . . .	18
Specialist Services & Surgery . . . . .	19
St Michaels Hospital . . . . .	20
Urgent Emergency & Trauma . . . . .	21
Women Children & Sexual Health . . . . .	22

This directorate report for Royal Cornwall Hospitals NHS Trust contains results by directorate for themes from the 2019 NHS Staff Survey. These results are compared to the unweighted average for your organisation.

**Please note:** It is possible that there are differences between the 'Your org' scores reported in this directorate report and those in the benchmark report. This is because the results in the benchmark report are weighted to allow for fair comparisons between organisations of a similar type. However, in this report comparisons are made within your organisation so the unweighted organisation result is a more appropriate point of comparison.

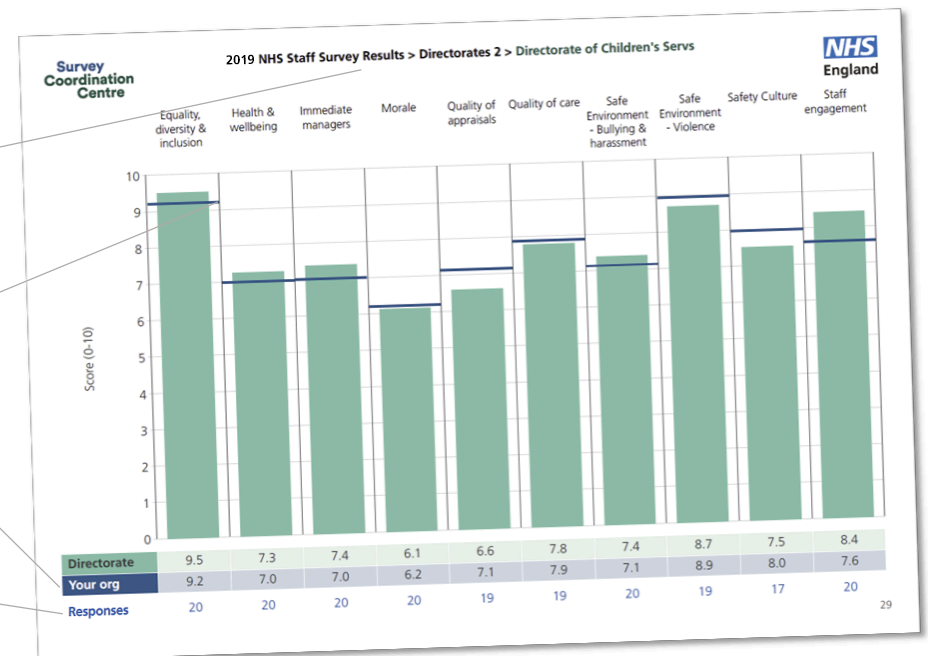
The directorate breakdowns used in this report were provided and defined by Royal Cornwall Hospitals NHS Trust. Details of how the theme scores were calculated are included in the Technical Document, available to download from our [results website](#).

## Key features

Breakdown type and **directorate name** are specified in the header. Black text in the header is hyperlinked: clicking on '2019 NHS Staff Survey Results' navigates back to the contents page.

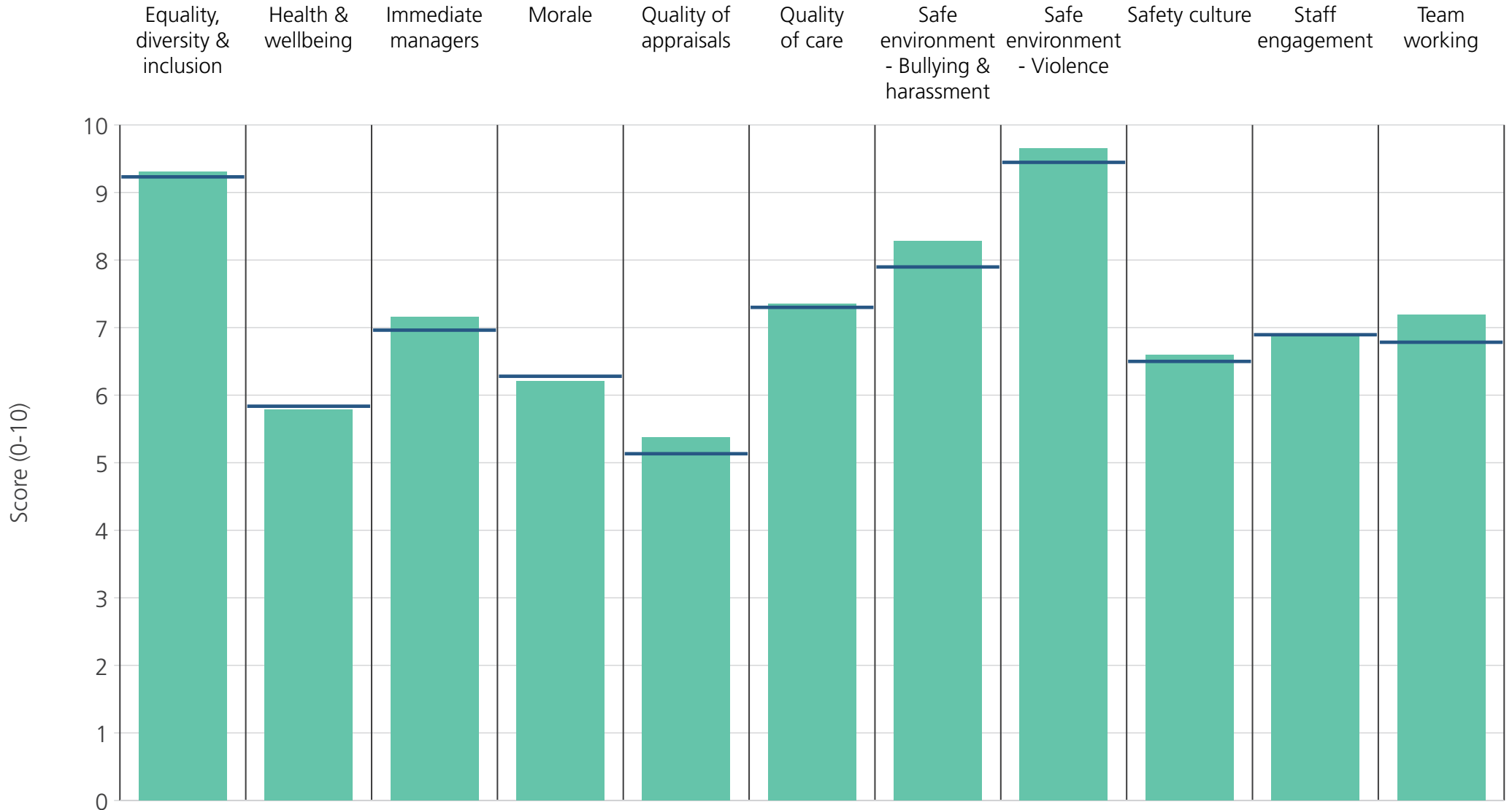
Directorate results are presented in the context of the (unweighted) **organisation average ('Your org')**, so it is easy to tell if a directorate is performing better or worse than the organisation average. For all themes, a higher score is a better result than a lower score.

The **number of responses** feeding into each theme score **for the given directorate** is specified below the table containing the directorate and trust scores.

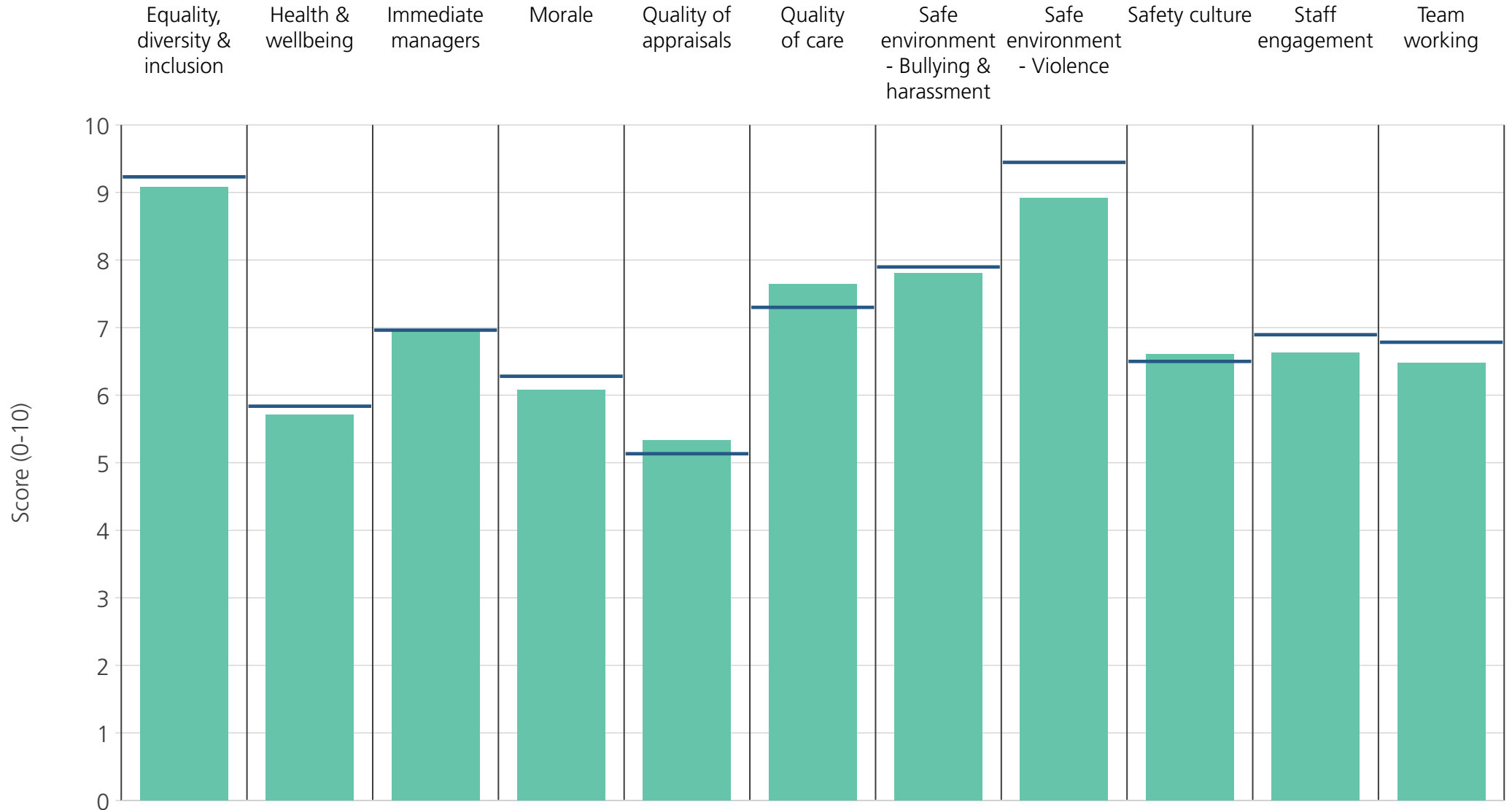


**! Note:** when there are less than 11 responses in a group, results are suppressed to protect staff confidentiality

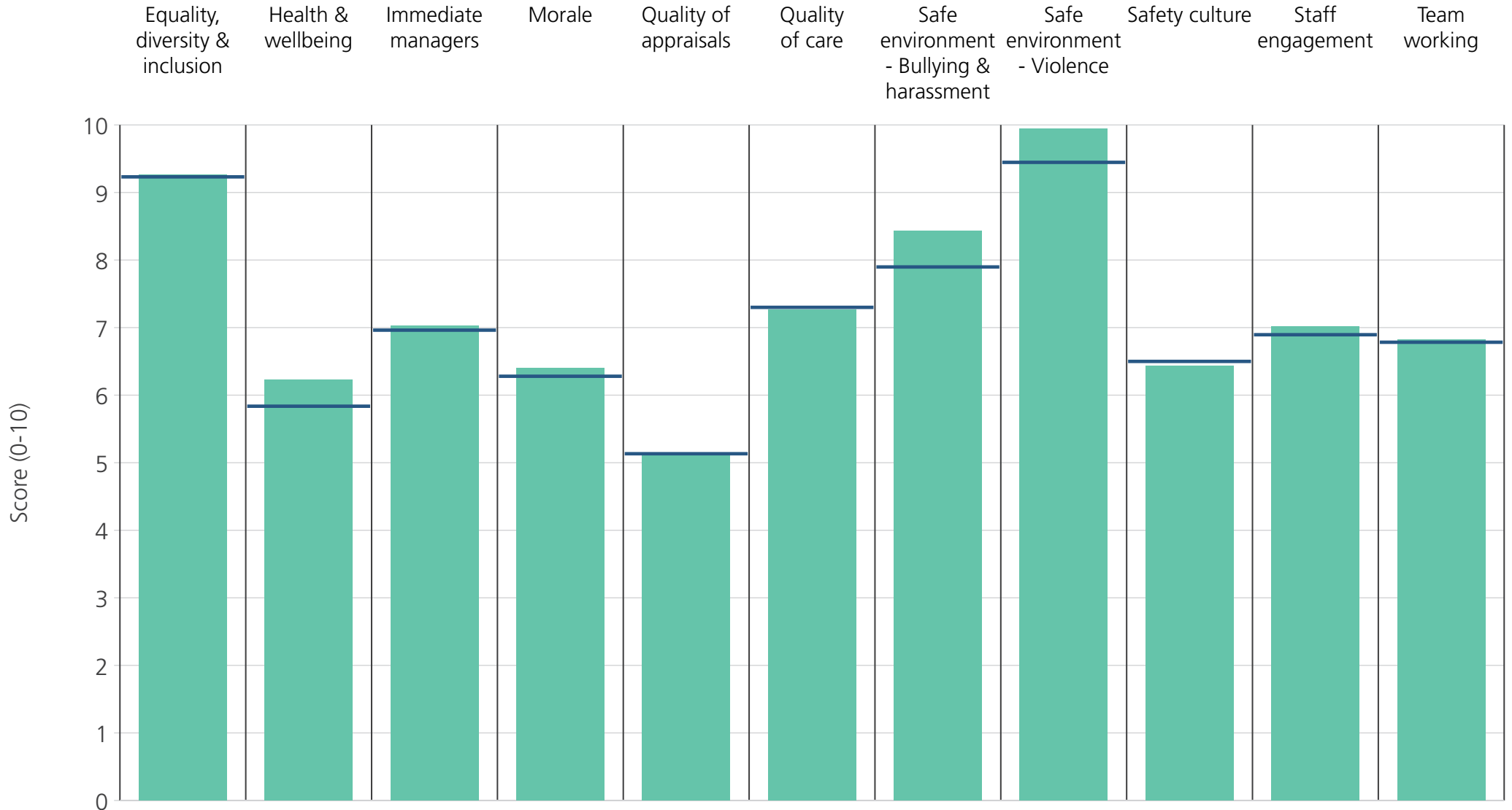
# Directorates 1



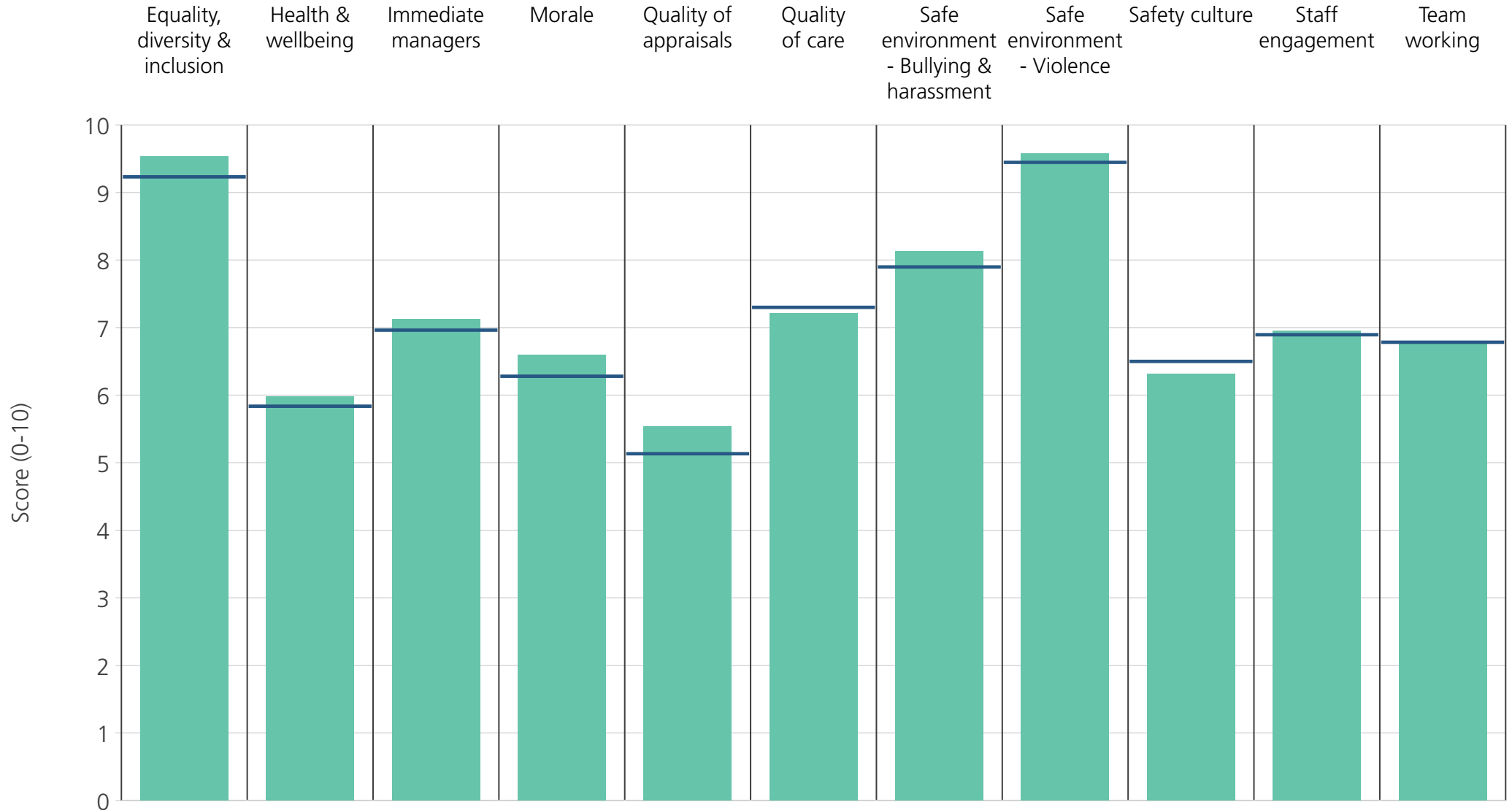
<b>Directorate</b>	9.3	5.8	7.2	6.2	5.4	7.4	8.3	9.7	6.6	6.9	7.2
<b>Your org</b>	9.2	5.8	7.0	6.3	5.1	7.3	7.9	9.4	6.5	6.9	6.8
<b>Responses</b>	169	170	170	168	152	166	170	170	171	171	169



<b>Directorate</b>	9.1	5.7	6.9	6.1	5.3	7.6	7.8	8.9	6.6	6.6	6.5
<b>Your org</b>	9.2	5.8	7.0	6.3	5.1	7.3	7.9	9.4	6.5	6.9	6.8
<b>Responses</b>	483	486	486	476	401	458	483	482	486	490	481

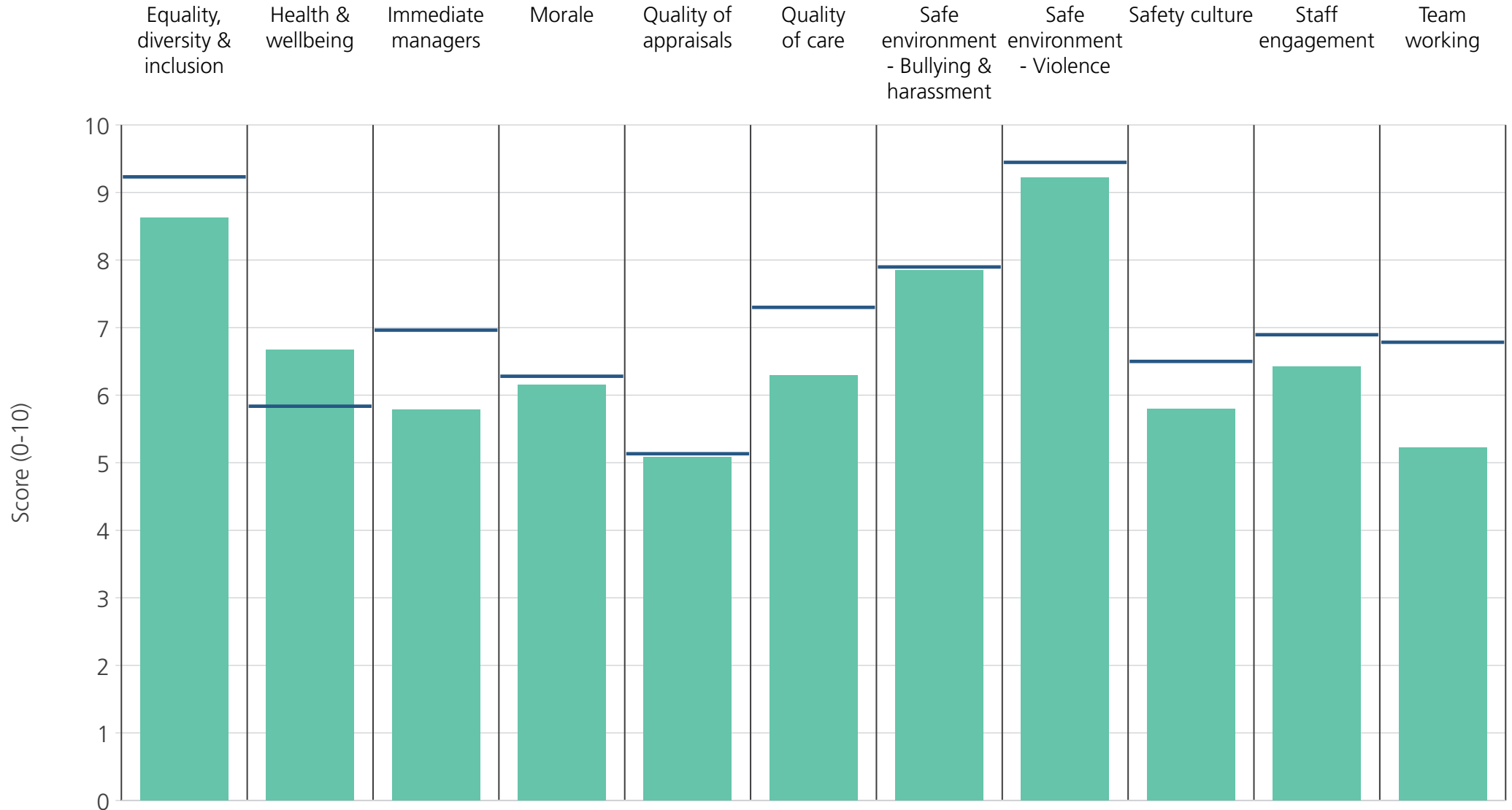


<b>Directorate</b>	9.3	6.2	7.0	6.4	5.1	7.3	8.4	9.9	6.4	7.0	6.8
<b>Your org</b>	9.2	5.8	7.0	6.3	5.1	7.3	7.9	9.4	6.5	6.9	6.8
<b>Responses</b>	952	958	964	957	765	622	956	957	955	973	957

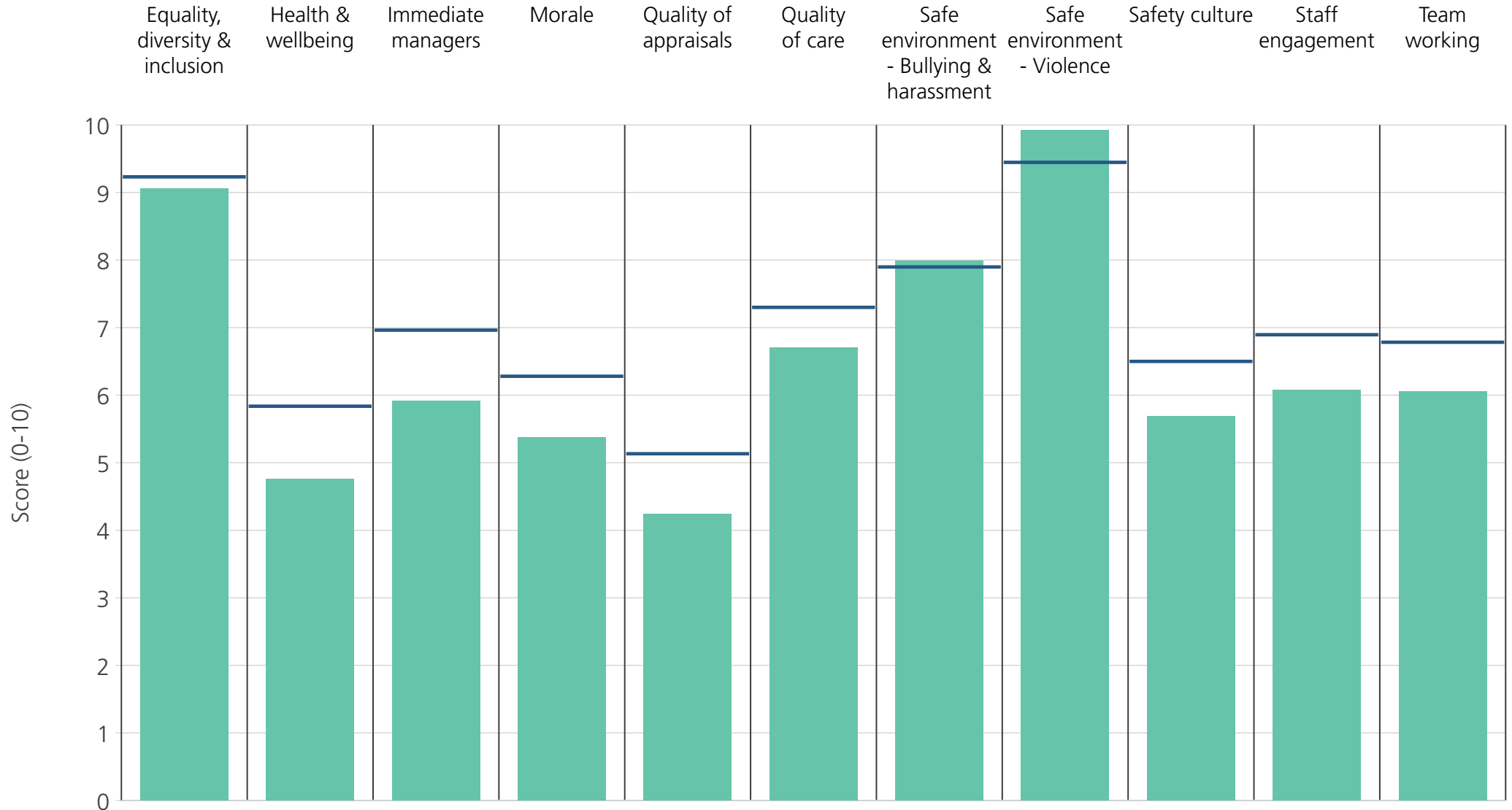


<b>Directorate</b>	9.5	6.0	7.1	6.6	5.5	7.2	8.1	9.6	6.3	6.9	6.8
<b>Your org</b>	9.2	5.8	7.0	6.3	5.1	7.3	7.9	9.4	6.5	6.9	6.8
<b>Responses</b>	247	249	249	245	230	248	249	249	248	250	244

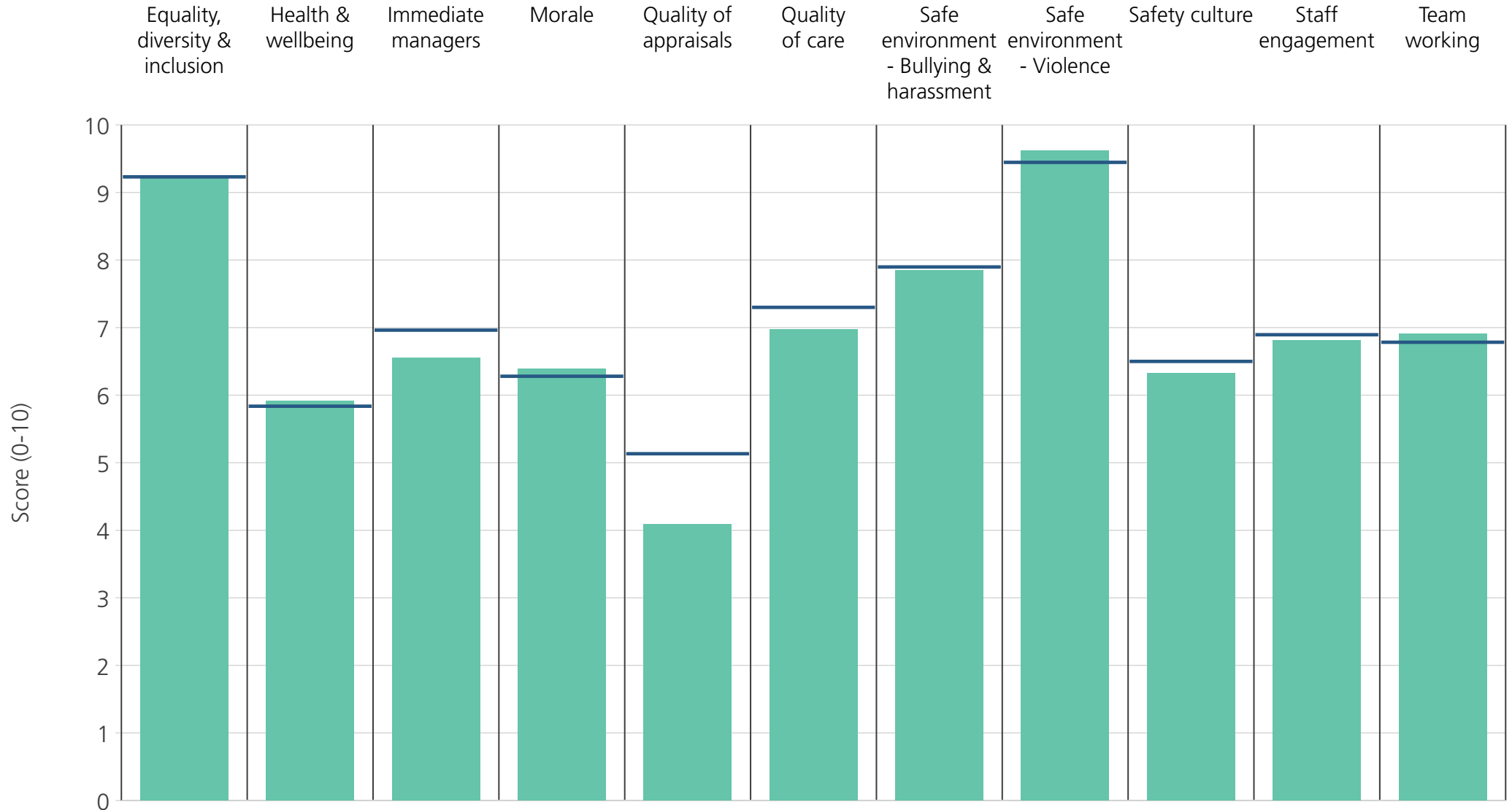




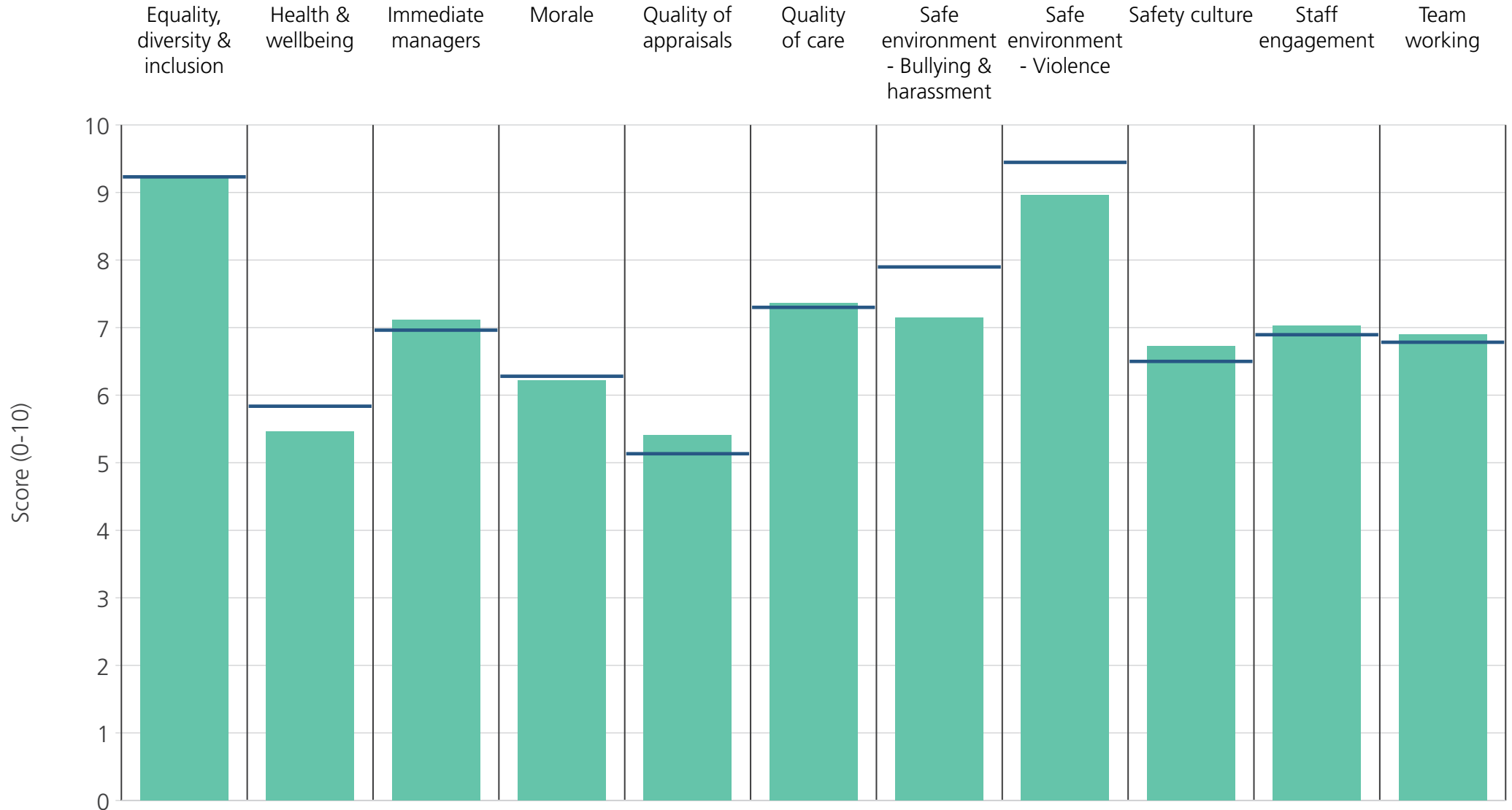
<b>Directorate</b>	8.6	6.7	5.8	6.2	5.1	6.3	7.8	9.2	5.8	6.4	5.2
<b>Your org</b>	9.2	5.8	7.0	6.3	5.1	7.3	7.9	9.4	6.5	6.9	6.8
<b>Responses</b>	17	17	17	17	15	11	17	17	17	17	17



Directorate	9.1	4.8	5.9	5.4	4.2	6.7	8.0	9.9	5.7	6.1	6.1
Your org	9.2	5.8	7.0	6.3	5.1	7.3	7.9	9.4	6.5	6.9	6.8
Responses	80	80	79	79	63	75	78	80	80	79	78

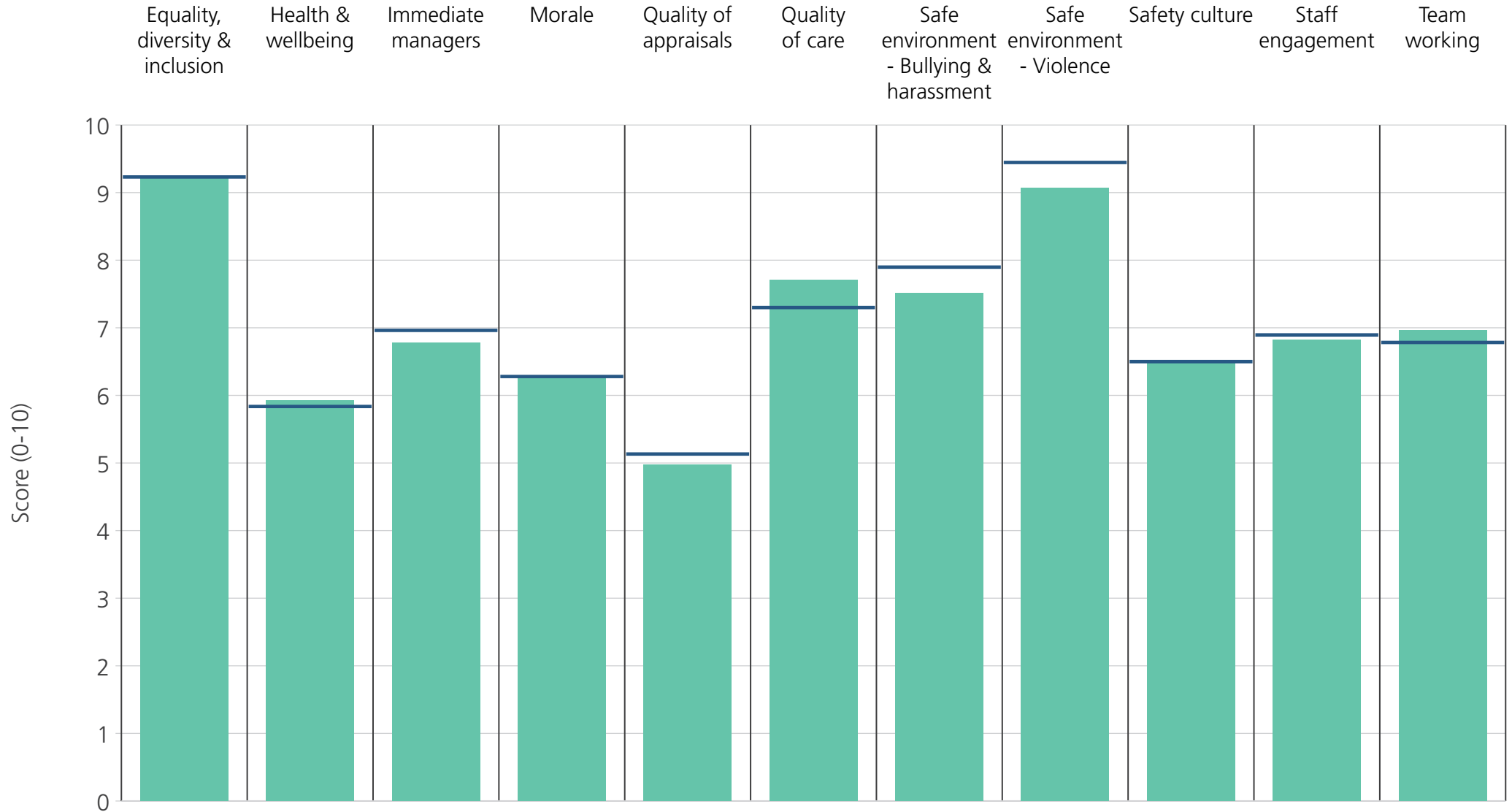


<b>Directorate</b>	9.2	5.9	6.6	6.4	4.1	7.0	7.9	9.6	6.3	6.8	6.9
<b>Your org</b>	9.2	5.8	7.0	6.3	5.1	7.3	7.9	9.4	6.5	6.9	6.8
<b>Responses</b>	337	338	338	338	302	342	336	339	338	341	338

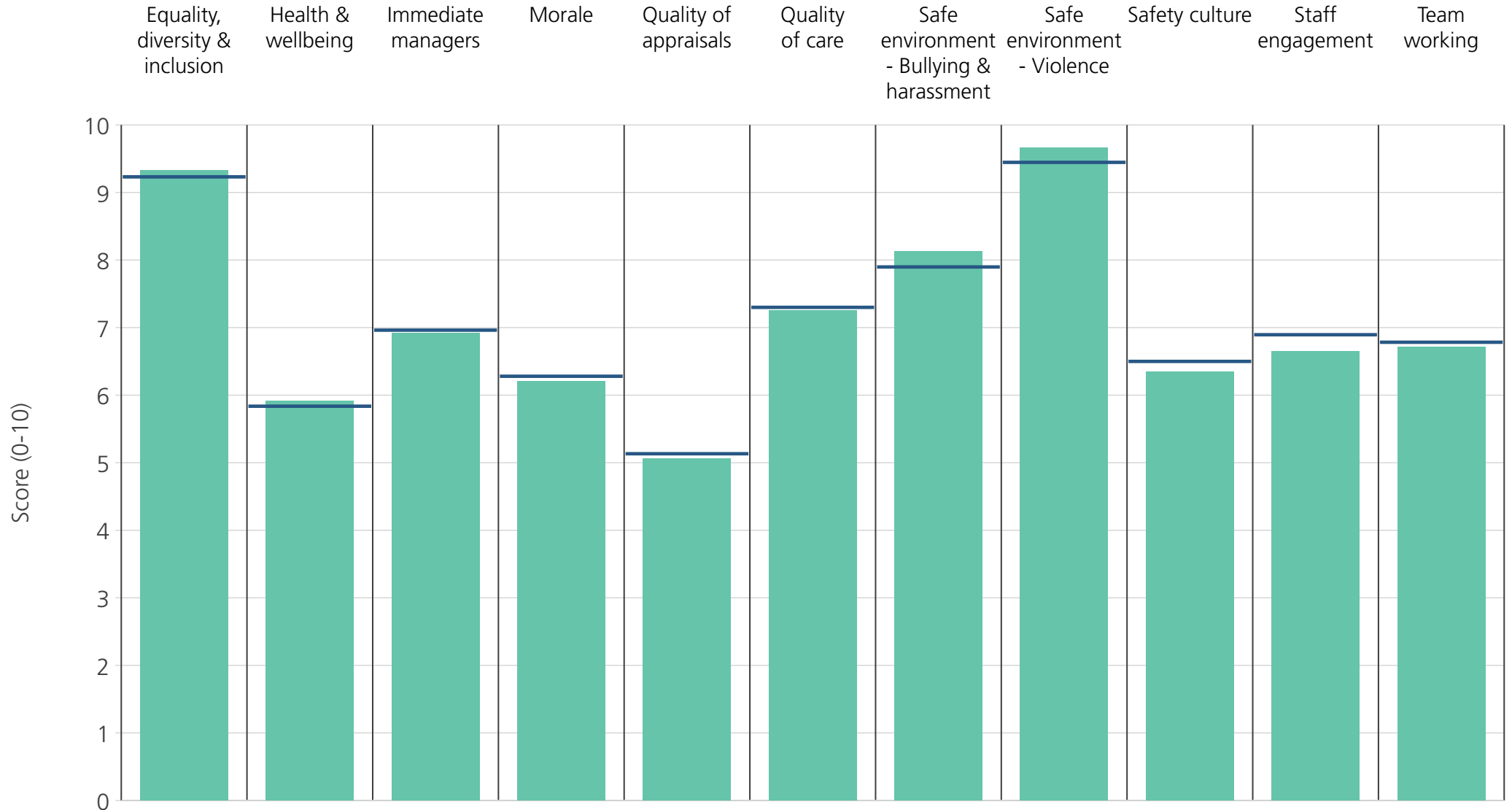


<b>Directorate</b>	9.2	5.5	7.1	6.2	5.4	7.4	7.1	9.0	6.7	7.0	6.9
<b>Your org</b>	9.2	5.8	7.0	6.3	5.1	7.3	7.9	9.4	6.5	6.9	6.8
<b>Responses</b>	770	771	774	767	676	766	767	769	774	775	766

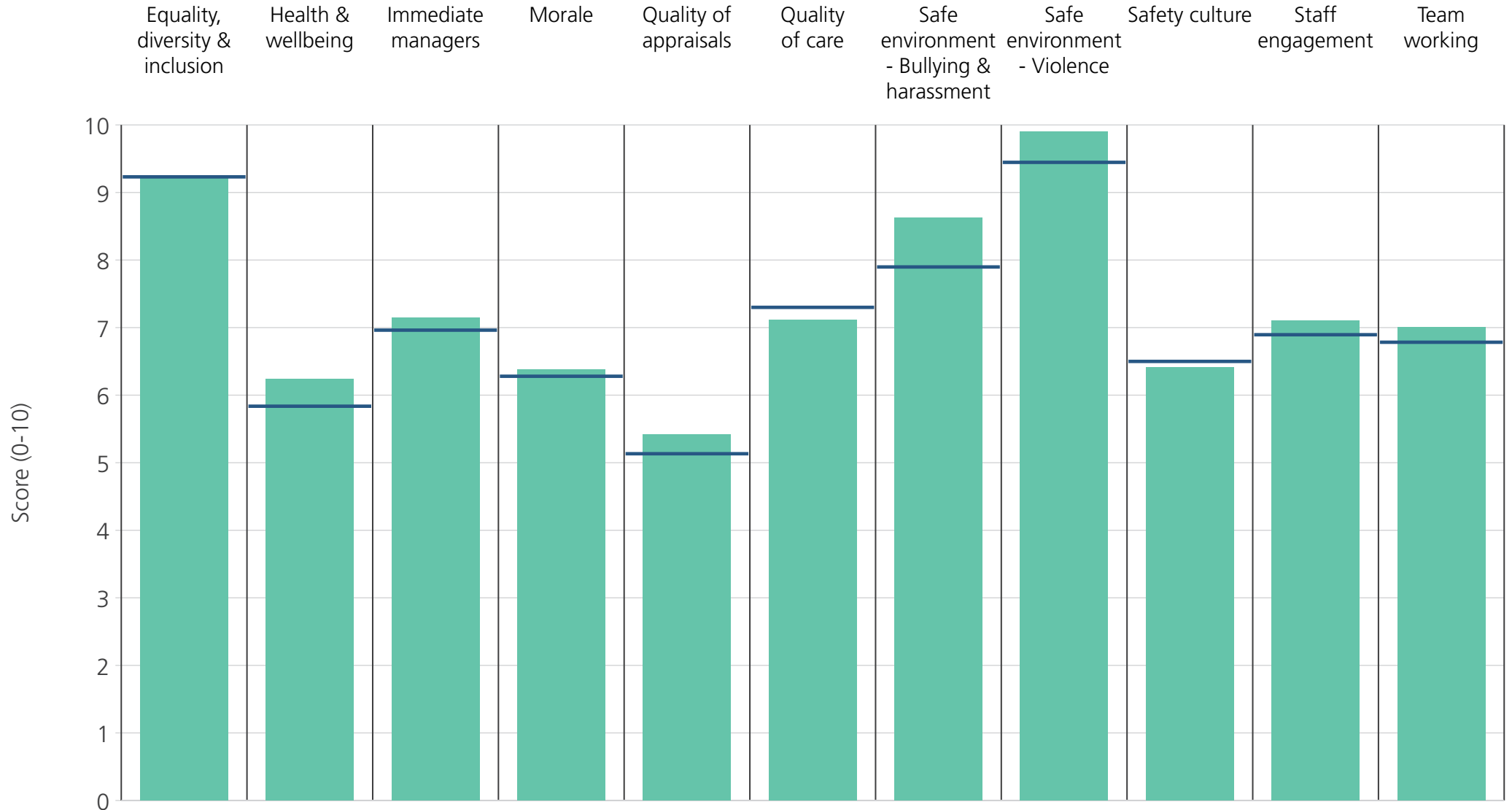
# Directorates 2



<b>Directorate</b>	9.2	5.9	6.8	6.3	5.0	7.7	7.5	9.1	6.5	6.8	7.0
<b>Your org</b>	9.2	5.8	7.0	6.3	5.1	7.3	7.9	9.4	6.5	6.9	6.8
<b>Responses</b>	266	268	268	263	239	261	265	267	268	268	264

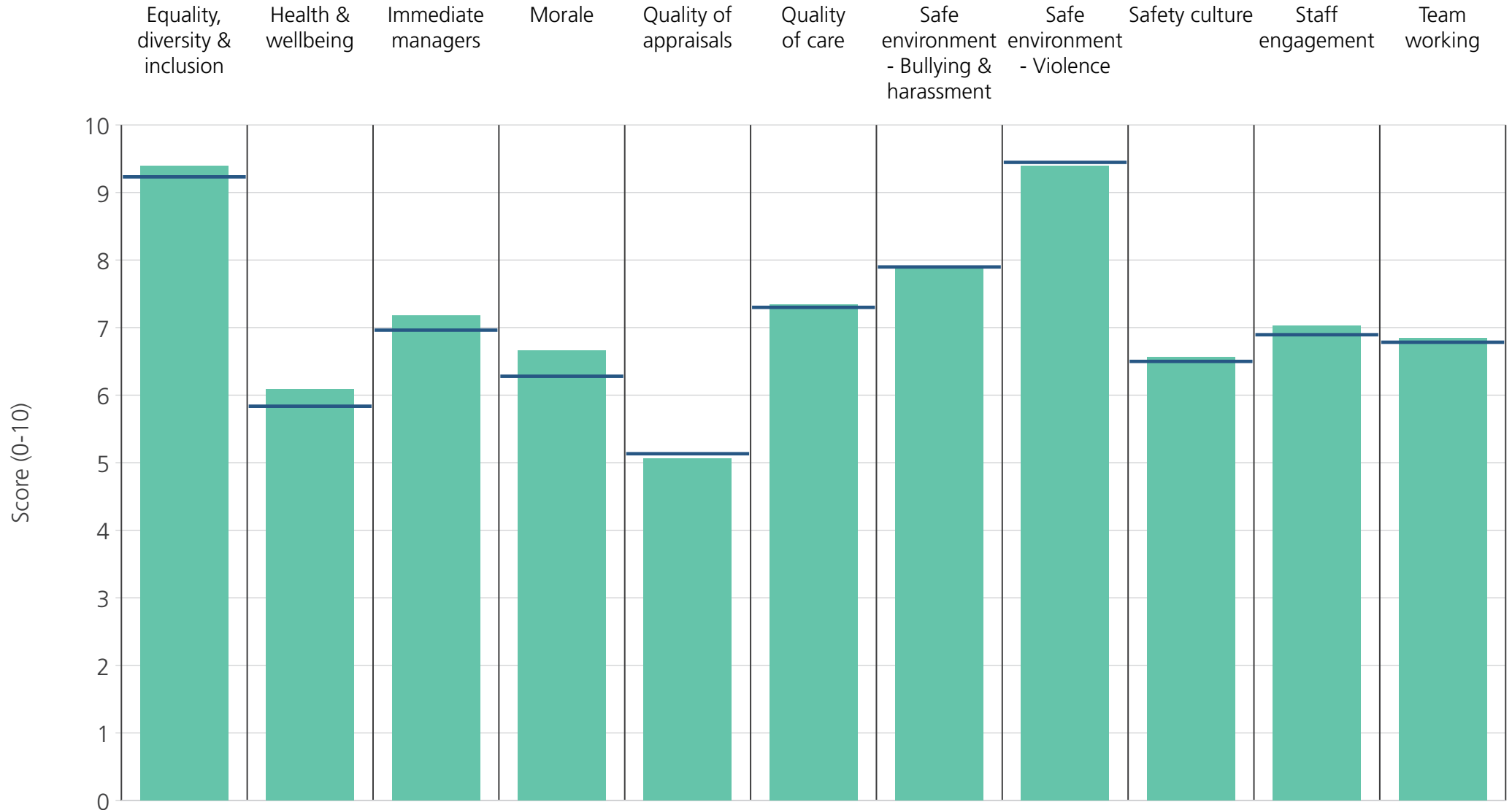


<b>Directorate</b>	9.3	5.9	6.9	6.2	5.1	7.3	8.1	9.7	6.3	6.7	6.7
<b>Your org</b>	9.2	5.8	7.0	6.3	5.1	7.3	7.9	9.4	6.5	6.9	6.8
<b>Responses</b>	725	726	727	718	644	671	723	726	725	728	714

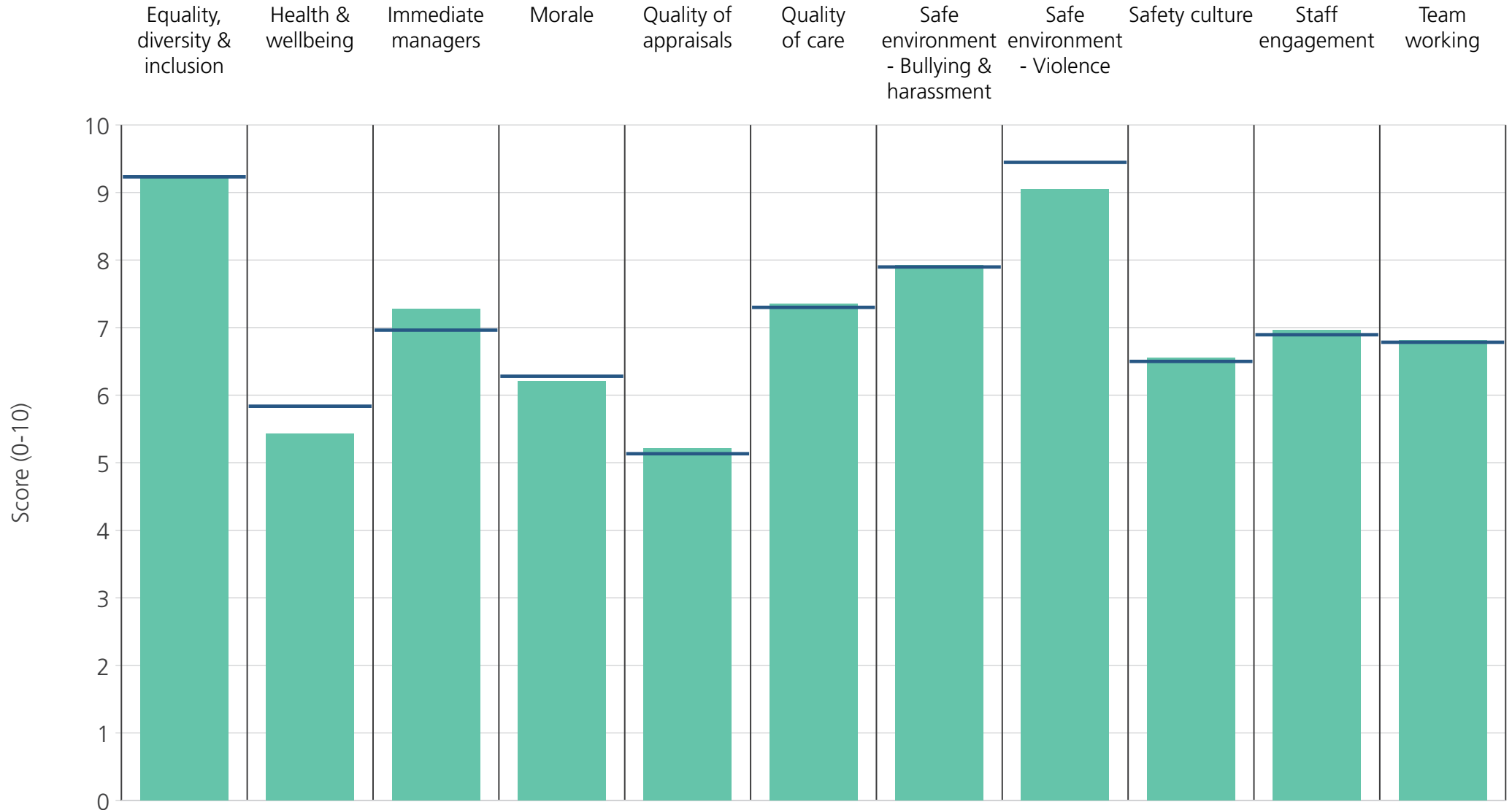


<b>Directorate</b>	9.2	6.2	7.1	6.4	5.4	7.1	8.6	9.9	6.4	7.1	7.0
<b>Your org</b>	9.2	5.8	7.0	6.3	5.1	7.3	7.9	9.4	6.5	6.9	6.8
<b>Responses</b>	624	628	631	628	511	336	627	626	625	637	625

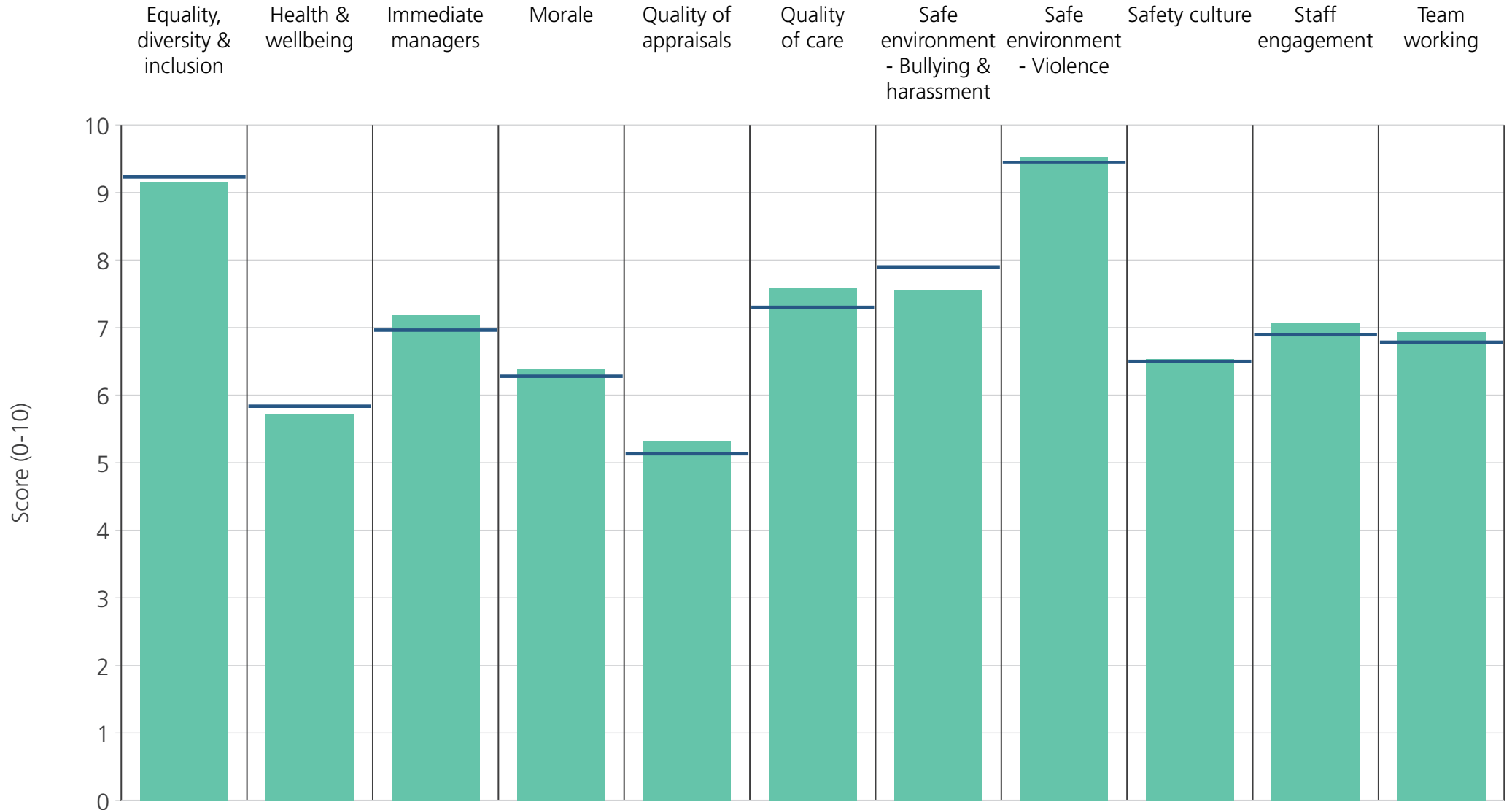




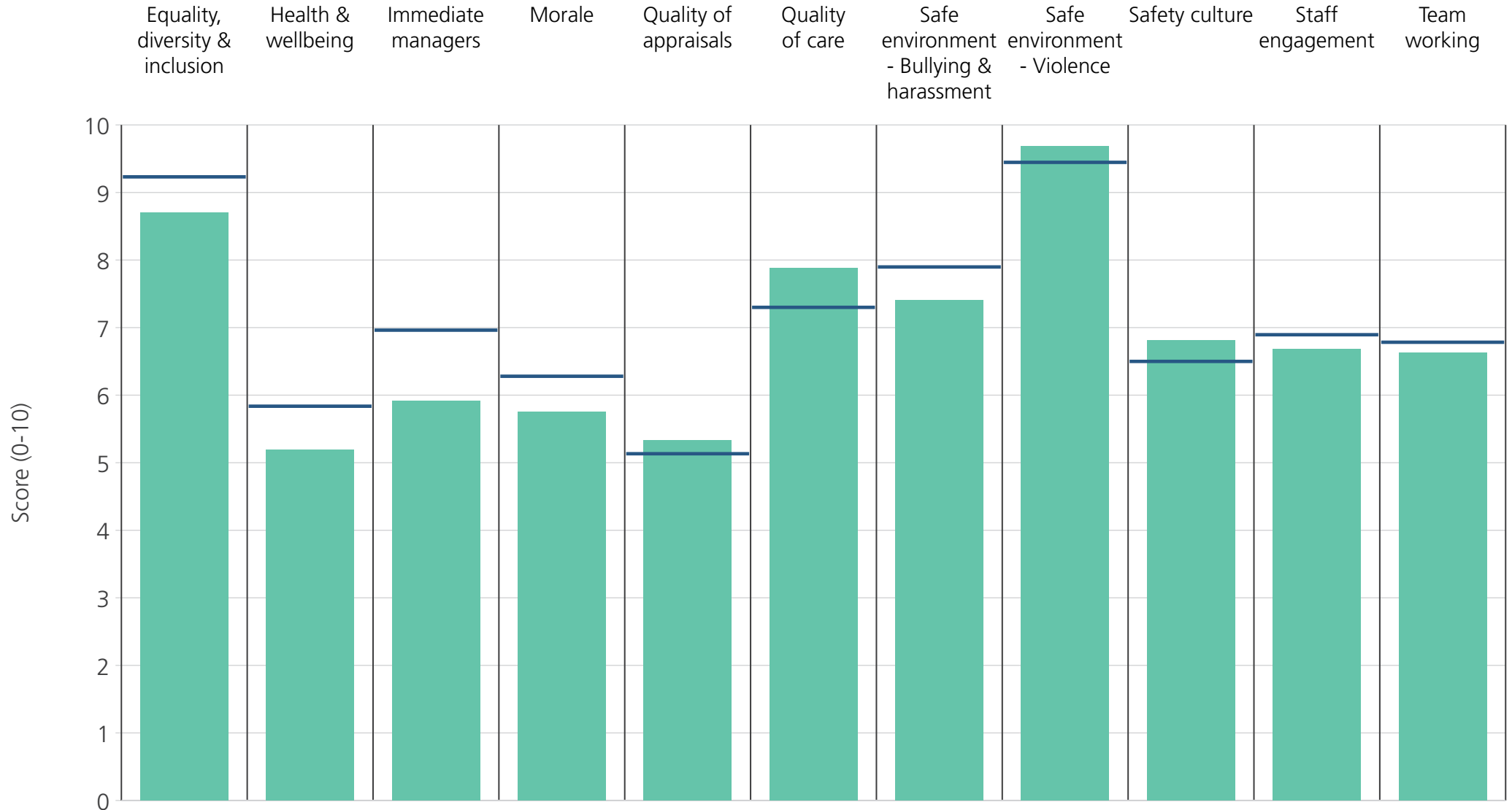
<b>Directorate</b>	9.4	6.1	7.2	6.7	5.1	7.3	7.9	9.4	6.6	7.0	6.8
<b>Your org</b>	9.2	5.8	7.0	6.3	5.1	7.3	7.9	9.4	6.5	6.9	6.8
<b>Responses</b>	290	292	292	285	254	285	292	291	291	292	291



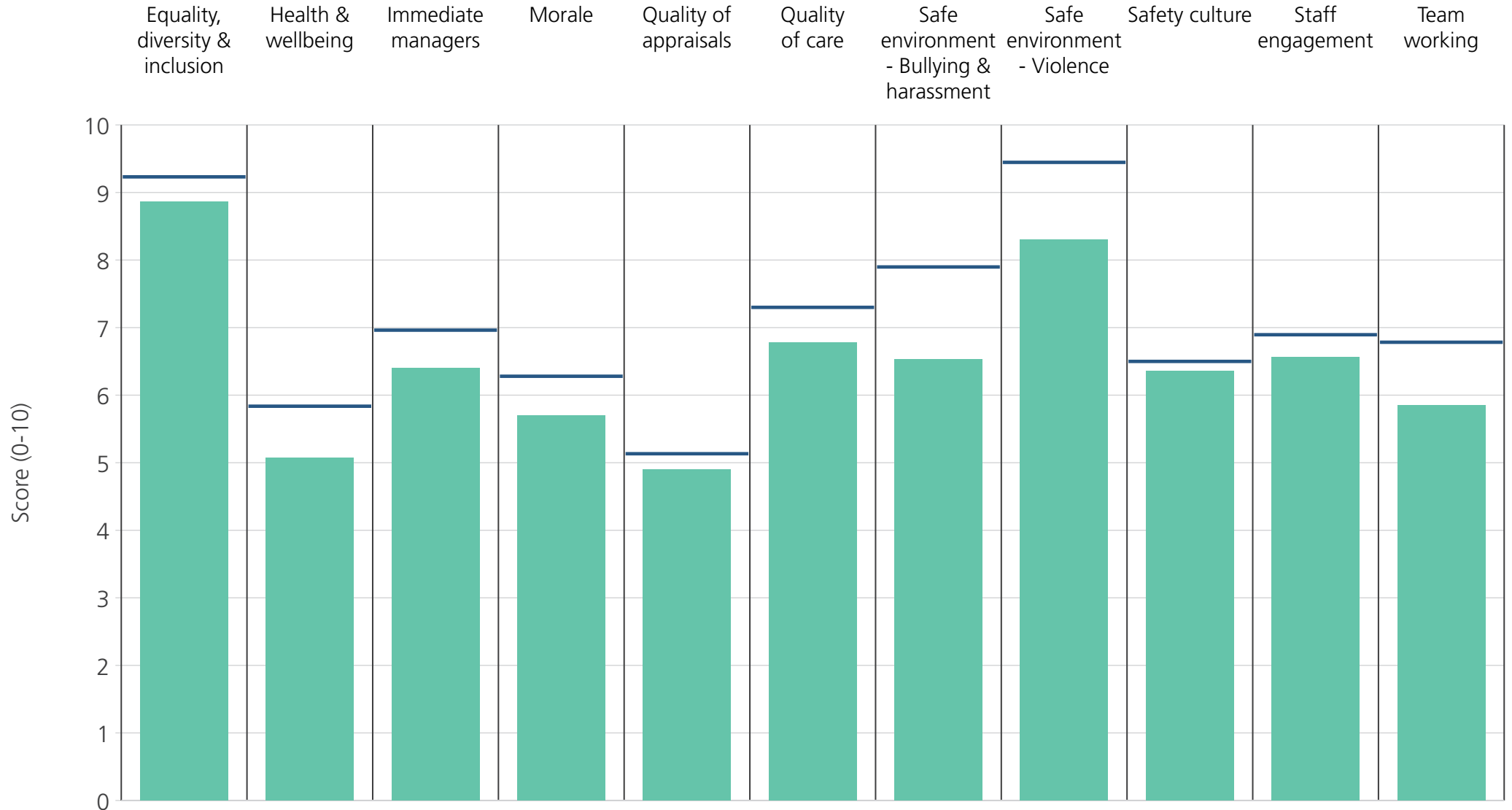
<b>Directorate</b>	9.2	5.4	7.3	6.2	5.2	7.4	7.9	9.1	6.5	7.0	6.8
<b>Your org</b>	9.2	5.8	7.0	6.3	5.1	7.3	7.9	9.4	6.5	6.9	6.8
<b>Responses</b>	189	191	193	192	147	189	193	193	194	197	191



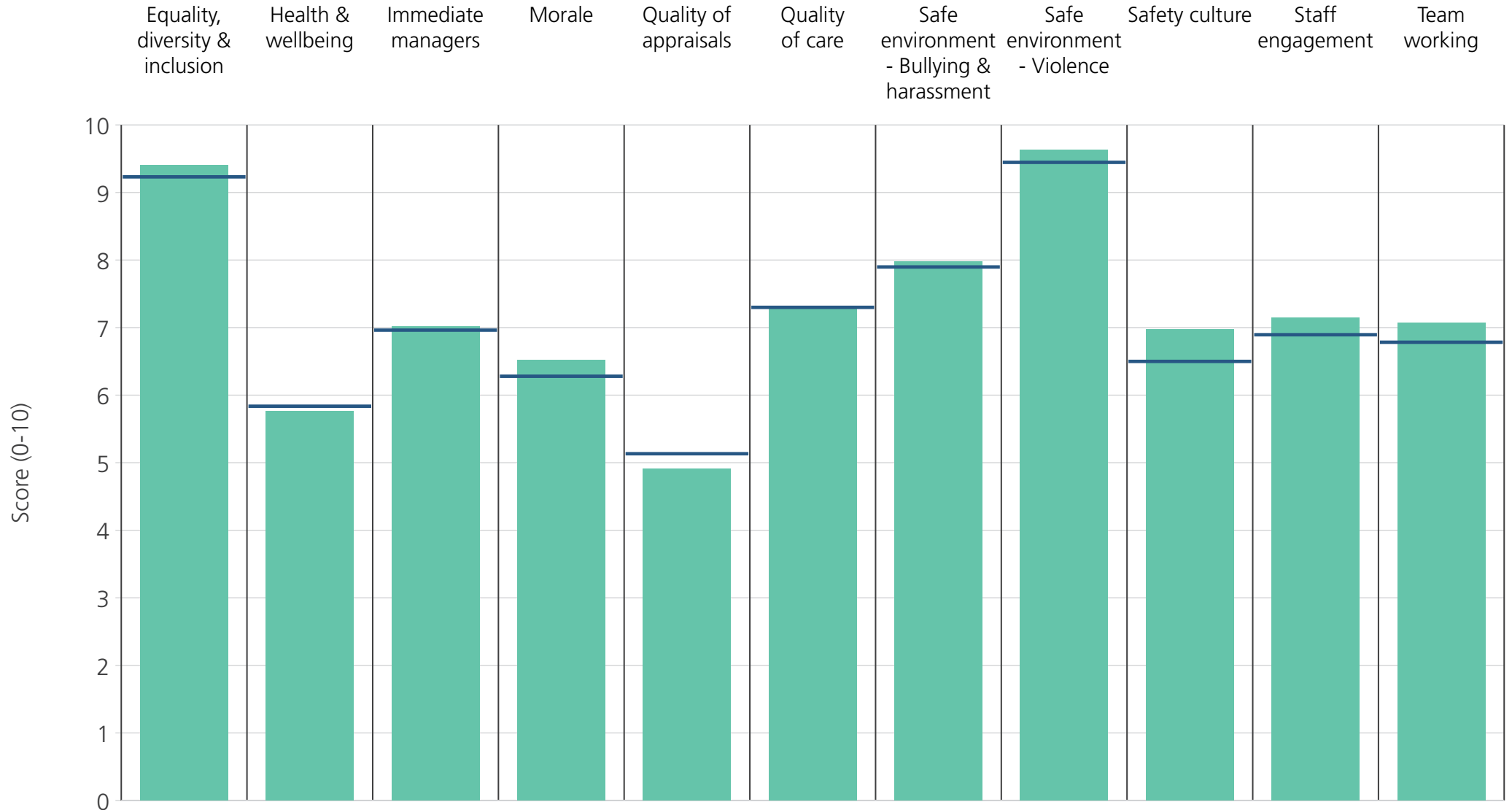
<b>Directorate</b>	9.1	5.7	7.2	6.4	5.3	7.6	7.5	9.5	6.5	7.1	6.9
<b>Your org</b>	9.2	5.8	7.0	6.3	5.1	7.3	7.9	9.4	6.5	6.9	6.8
<b>Responses</b>	293	292	294	292	267	290	291	290	294	296	296



<b>Directorate</b>	8.7	5.2	5.9	5.8	5.3	7.9	7.4	9.7	6.8	6.7	6.6
<b>Your org</b>	9.2	5.8	7.0	6.3	5.1	7.3	7.9	9.4	6.5	6.9	6.8
<b>Responses</b>	64	65	64	65	49	65	63	64	65	66	63



<b>Directorate</b>	8.9	5.1	6.4	5.7	4.9	6.8	6.5	8.3	6.4	6.6	5.9
<b>Your org</b>	9.2	5.8	7.0	6.3	5.1	7.3	7.9	9.4	6.5	6.9	6.8
<b>Responses</b>	300	303	301	300	229	298	299	301	301	304	302



<b>Directorate</b>	9.4	5.8	7.0	6.5	4.9	7.3	8.0	9.6	7.0	7.1	7.1
<b>Your org</b>	9.2	5.8	7.0	6.3	5.1	7.3	7.9	9.4	6.5	6.9	6.8
<b>Responses</b>	304	304	307	304	264	293	303	305	306	308	304