

# Aintree University Hospital NHS Foundation Trust

2019 NHS Staff Survey

**Directorate Report**

**Contents**

Introduction . . . . .	3	Catering & Retail Directorate . . . . .	26
Themes – Directorates 1 . . . . .	4	Finance Directorate . . . . .	27
Division of Medicine . . . . .	5	General Medicine Directorate . . . . .	28
Division of Surgery & Anaesthesia . . . . .	6	I.T. Directorate . . . . .	29
Division of Diagnostics & Support Services . . . . .	7	Security & Logistics . . . . .	30
Division of Estates & Facilities . . . . .	8	Inpatient Services . . . . .	31
Division of Corporate Services . . . . .	9	Surgical Management Directorate . . . . .	32
Themes – Directorates 2 . . . . .	10	Maintenance Directorate . . . . .	33
Anaesthetics, Theatres & Critical Care CBU . . . . .	11	Other . . . . .	34
Digestive Diseases CBU . . . . .	12		
Therapies CBU . . . . .	13		
Acute & Emergency Medicine CBU . . . . .	14		
Cleaning, Textile Care & Decontamination Directorate . . . . .	15		
Respiratory & Diabetes CBU . . . . .	16		
Cardiology & Nephrology CBU . . . . .	17		
Radiology CBU . . . . .	18		
DME & Stroke CBU . . . . .	19		
Surgical Specialties CBU . . . . .	20		
Head and Neck CBU . . . . .	21		
Patient Access CBU . . . . .	22		
Haematology, Rheumatology, Palliative Care & Acute Oncology CBU . . . . .	23		
Human Resources Directorate . . . . .	24		
Pharmacy CBU . . . . .	25		

This directorate report for Aintree University Hospital NHS Foundation Trust contains results by directorate for themes from the 2019 NHS Staff Survey. These results are compared to the unweighted average for your organisation.

**Please note:** It is possible that there are differences between the 'Your org' scores reported in this directorate report and those in the benchmark report. This is because the results in the benchmark report are weighted to allow for fair comparisons between organisations of a similar type. However, in this report comparisons are made within your organisation so the unweighted organisation result is a more appropriate point of comparison.

The directorate breakdowns used in this report were provided and defined by Aintree University Hospital NHS Foundation Trust. Details of how the theme scores were calculated are included in the Technical Document, available to download from our [results website](#).

## Key features

Breakdown type and **directorate name** are specified in the header. Black text in the header is hyperlinked: clicking on '2019 NHS Staff Survey Results' navigates back to the contents page.

Directorate results are presented in the context of the (unweighted) **organisation average ('Your org')**, so it is easy to tell if a directorate is performing better or worse than the organisation average. For all themes, a higher score is a better result than a lower score.

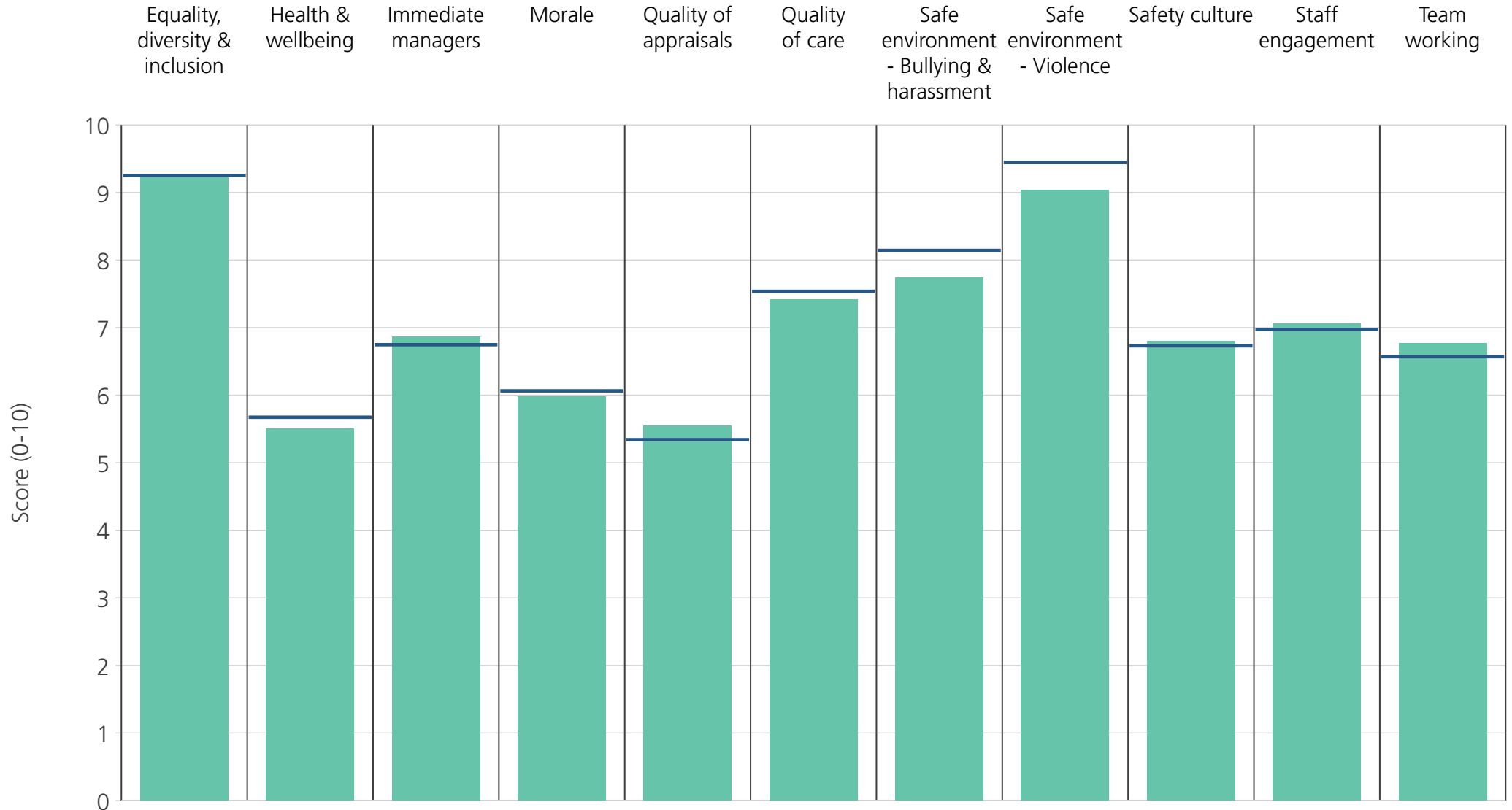
The **number of responses** feeding into each theme score **for the given directorate** is specified below the table containing the directorate and trust scores.



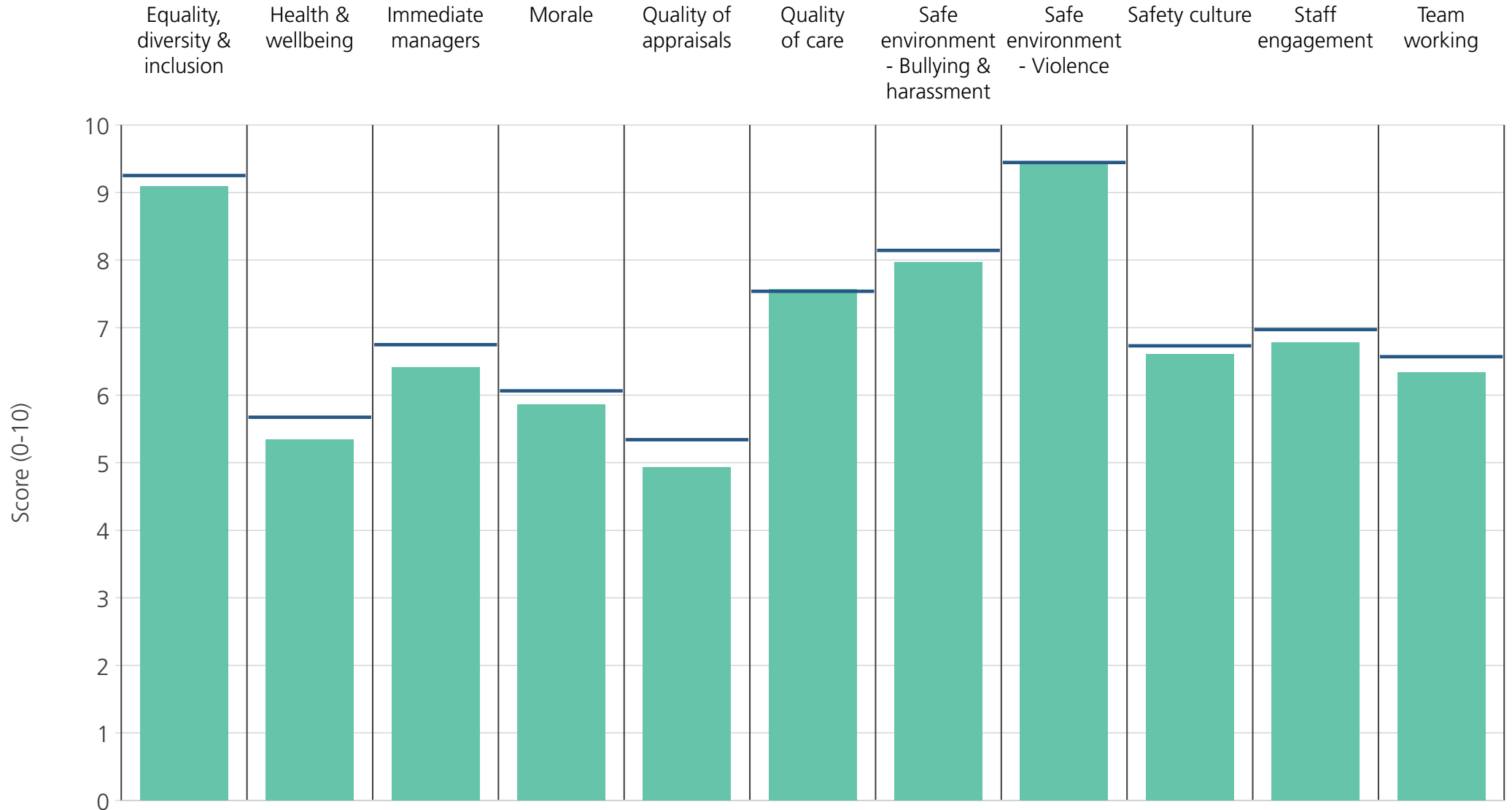
**! Note:** when there are less than 11 responses in a group, results are suppressed to protect staff confidentiality

# Directorates 1

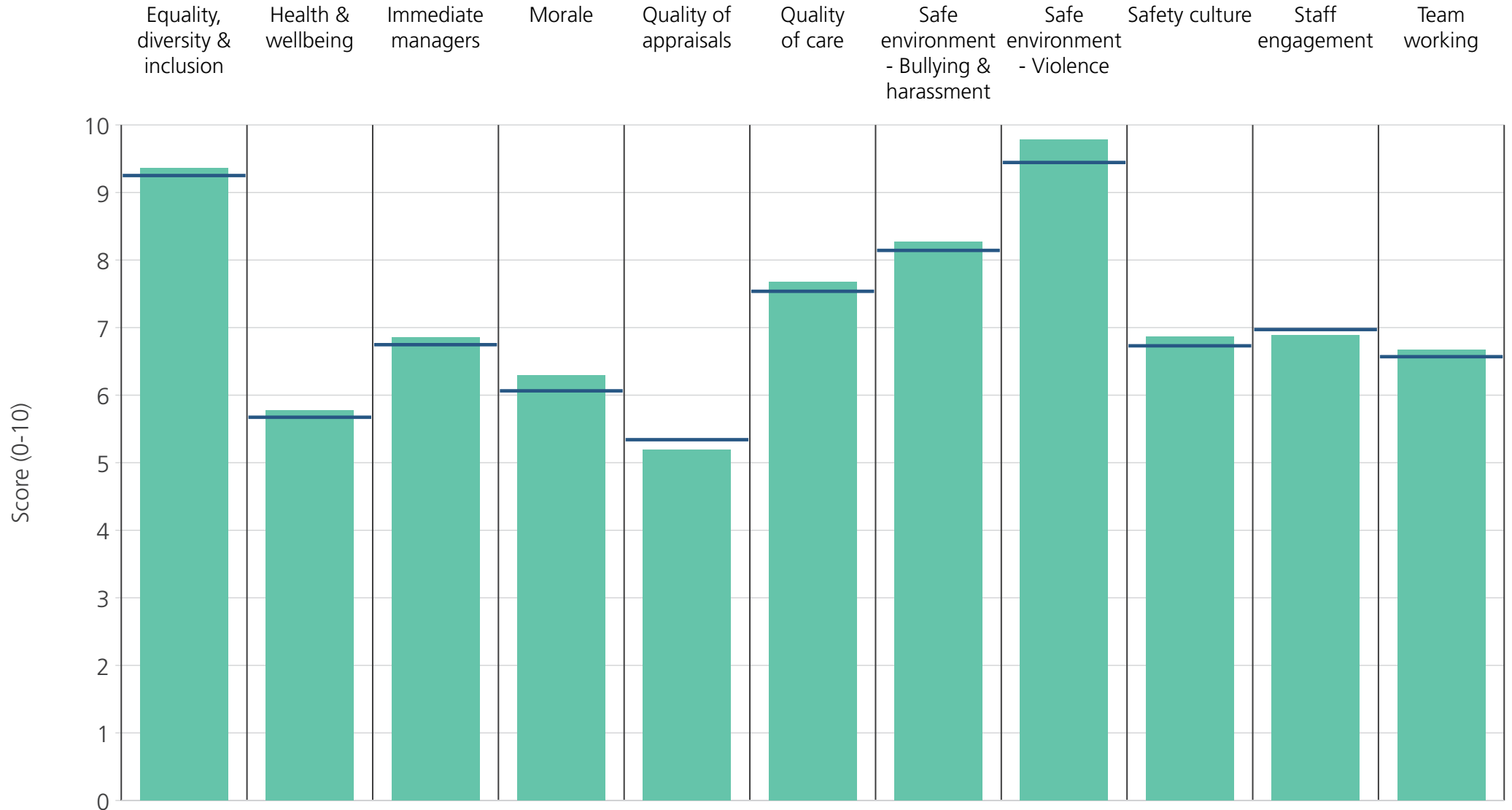
Aintree University Hospital NHS Foundation Trust  
2019 NHS Staff Survey Results



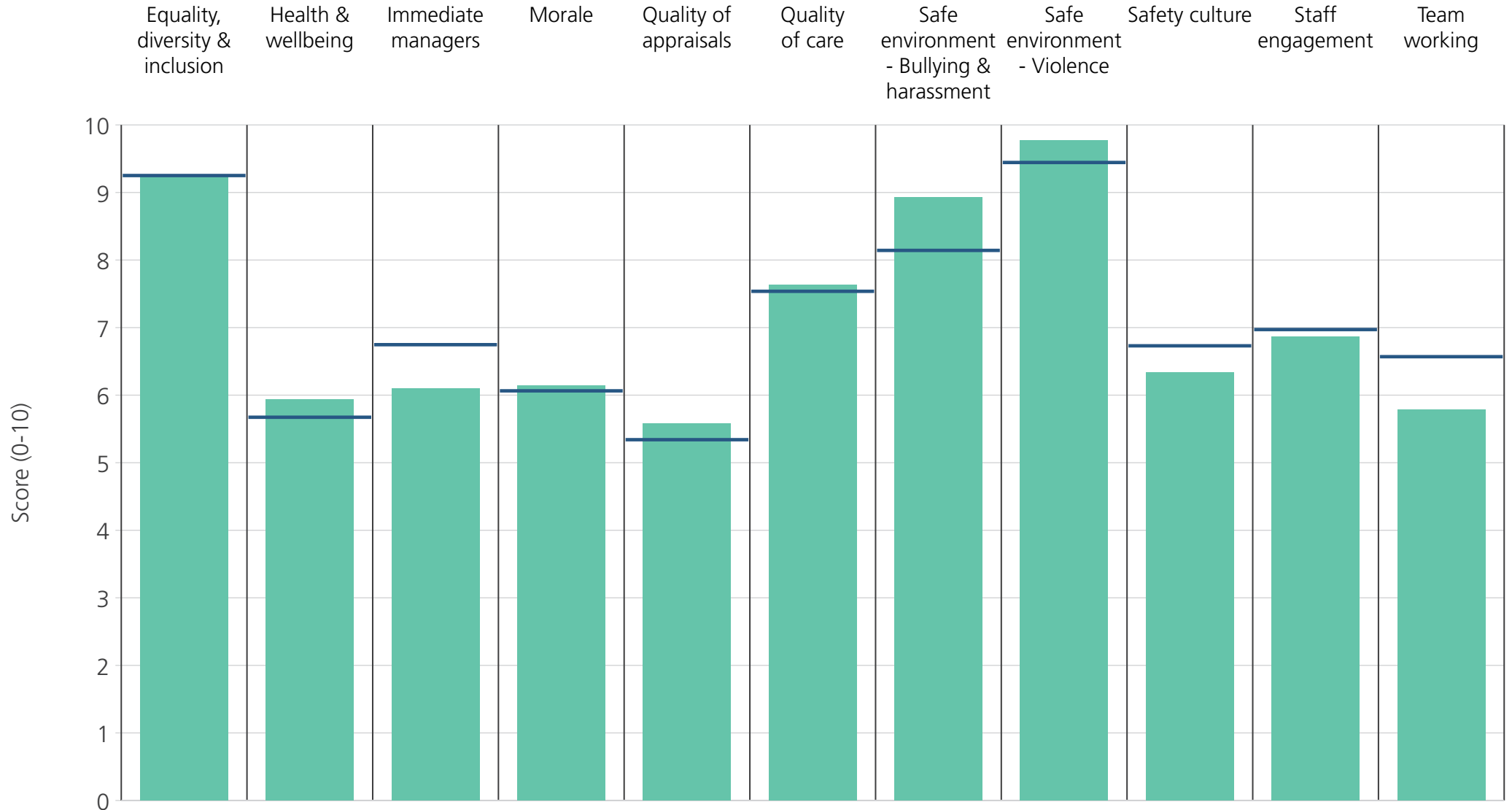
<b>Directorate</b>	9.2	5.5	6.9	6.0	5.5	7.4	7.7	9.0	6.8	7.1	6.8
<b>Your org</b>	9.3	5.7	6.7	6.1	5.3	7.5	8.1	9.4	6.7	7.0	6.6
<b>Responses</b>	853	857	859	839	706	812	843	844	852	871	858



<b>Directorate</b>	9.1	5.3	6.4	5.9	4.9	7.6	8.0	9.4	6.6	6.8	6.3
<b>Your org</b>	9.3	5.7	6.7	6.1	5.3	7.5	8.1	9.4	6.7	7.0	6.6
<b>Responses</b>	667	670	670	657	503	639	661	661	665	680	664

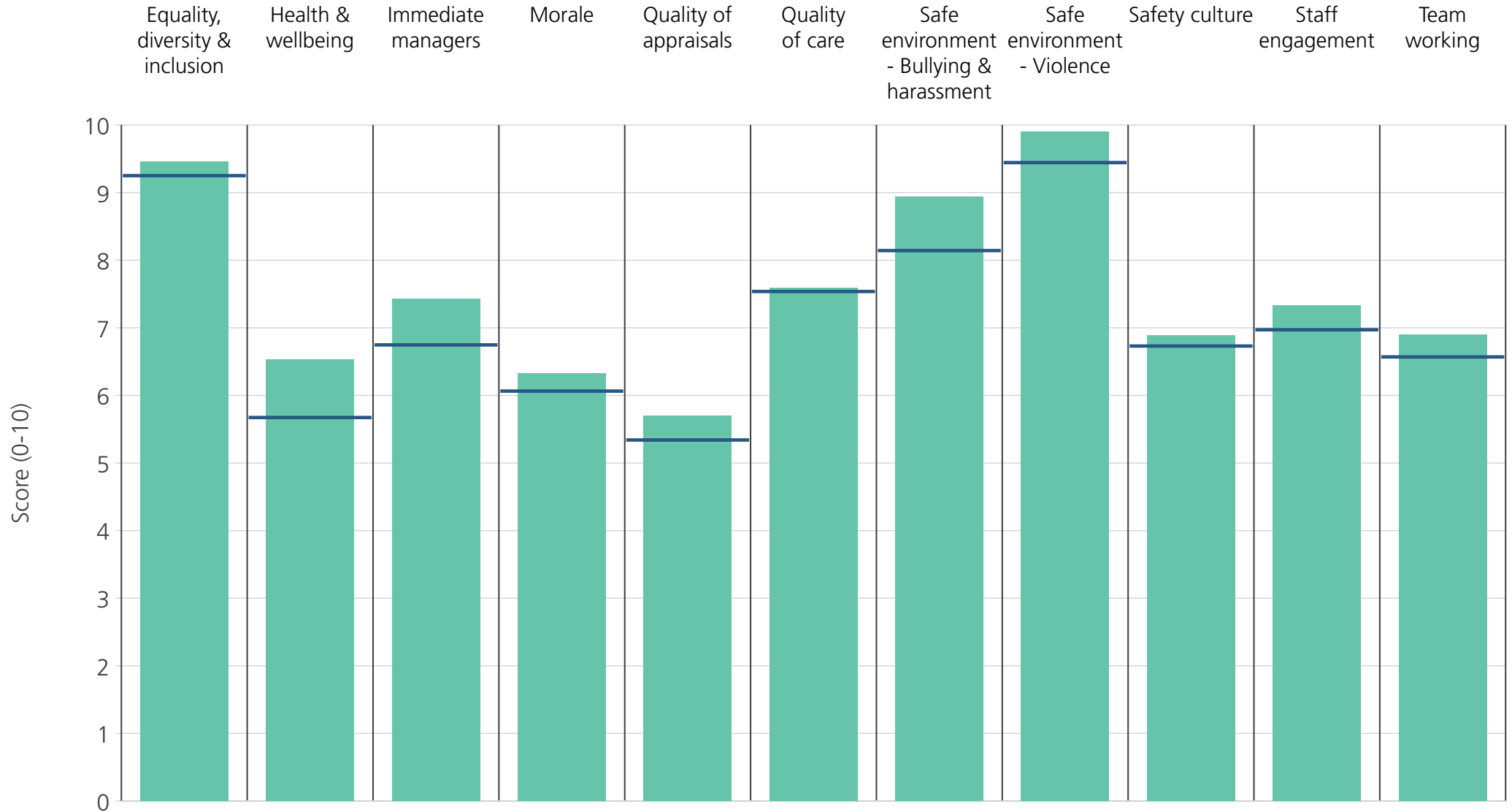


<b>Directorate</b>	9.4	5.8	6.9	6.3	5.2	7.7	8.3	9.8	6.9	6.9	6.7
<b>Your org</b>	9.3	5.7	6.7	6.1	5.3	7.5	8.1	9.4	6.7	7.0	6.6
<b>Responses</b>	455	458	459	452	373	401	452	450	456	461	449



Directorate	9.3	5.9	6.1	6.1	5.6	7.6	8.9	9.8	6.3	6.9	5.8
Your org	9.3	5.7	6.7	6.1	5.3	7.5	8.1	9.4	6.7	7.0	6.6
Responses	207	208	207	202	130	147	203	202	204	209	205

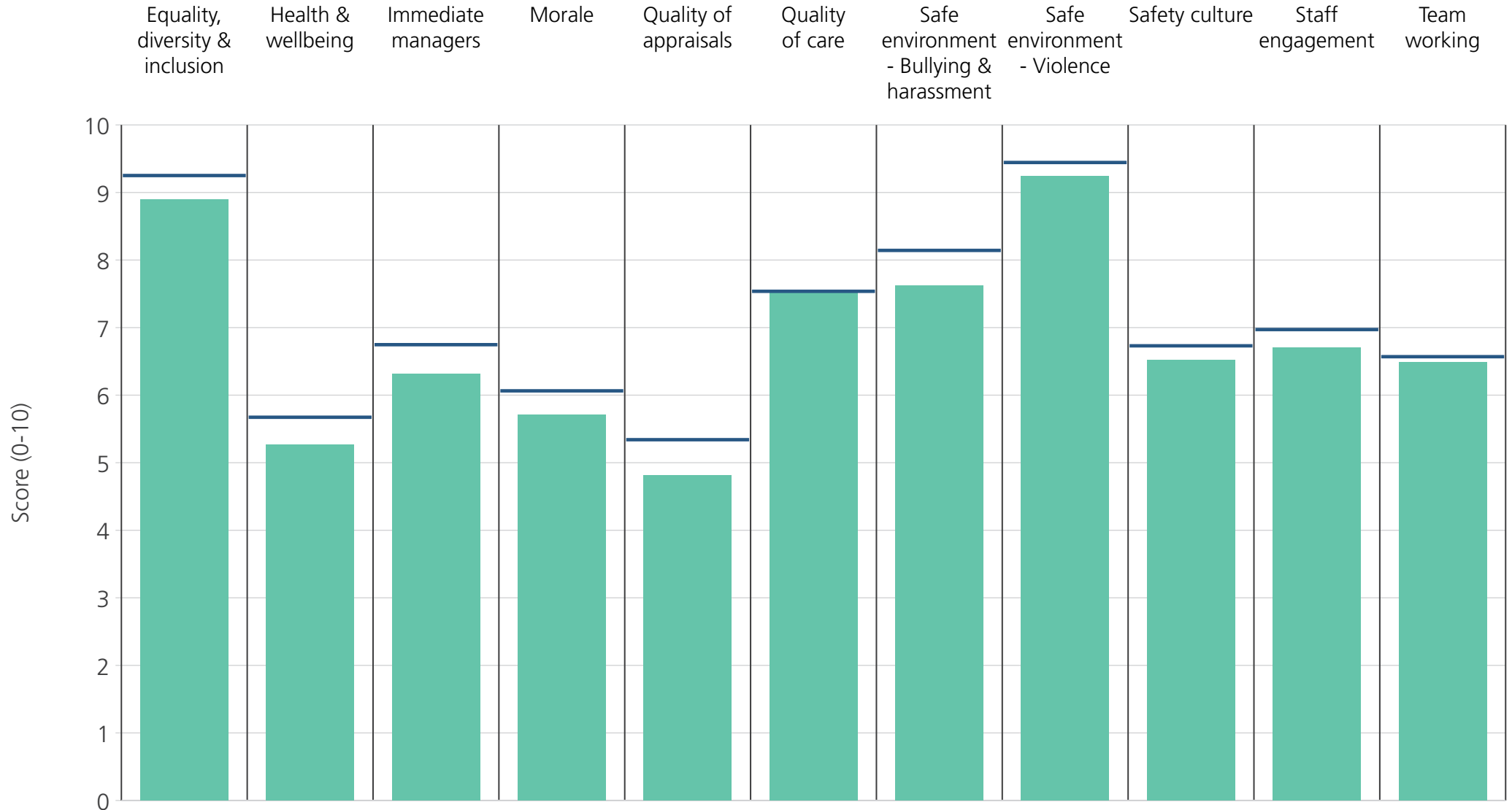




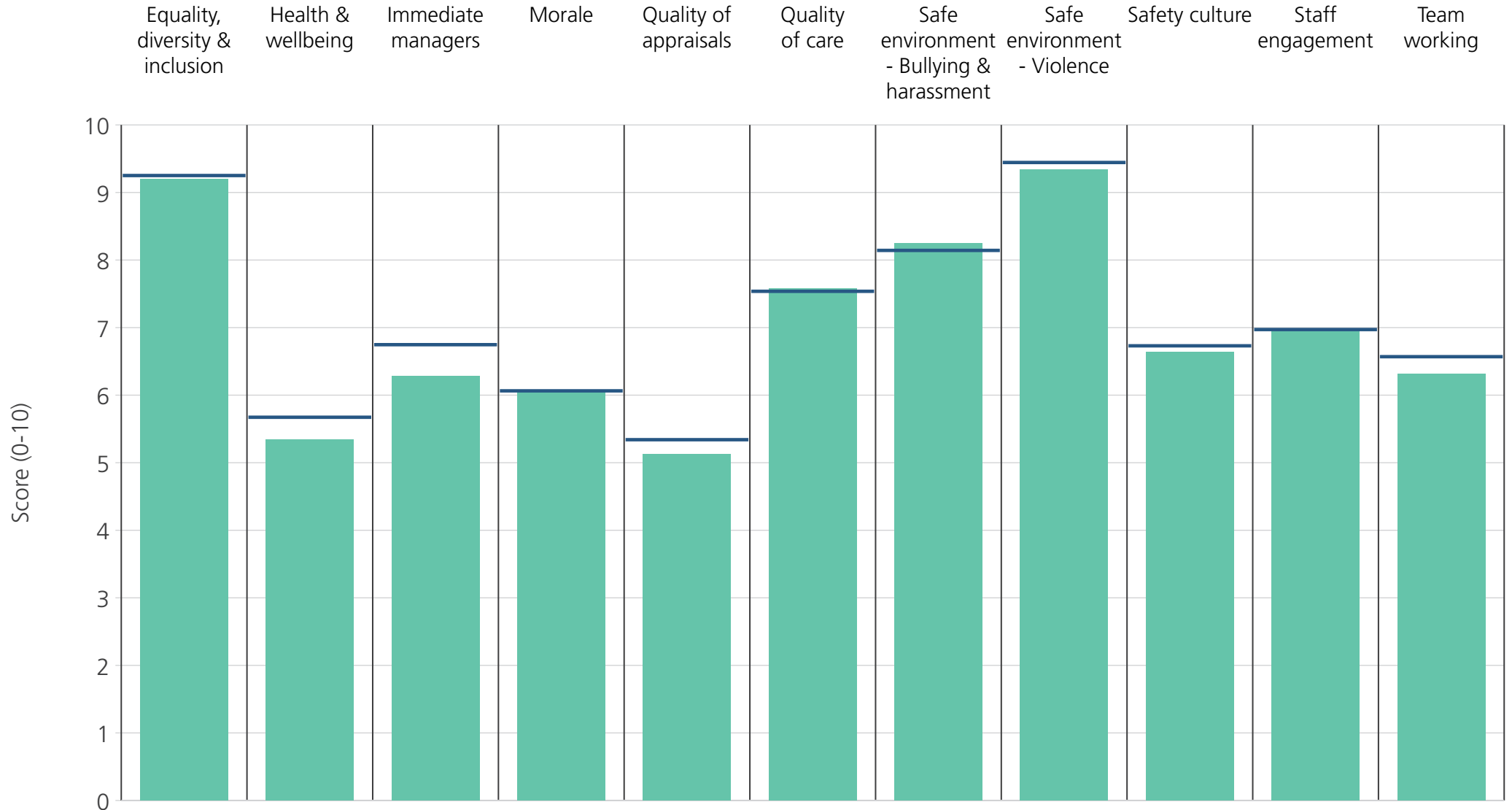
<b>Directorate</b>	9.5	6.5	7.4	6.3	5.7	7.6	8.9	9.9	6.9	7.3	6.9
<b>Your org</b>	9.3	5.7	6.7	6.1	5.3	7.5	8.1	9.4	6.7	7.0	6.6
<b>Responses</b>	308	310	310	308	243	171	306	310	309	310	306

# Directorates 2

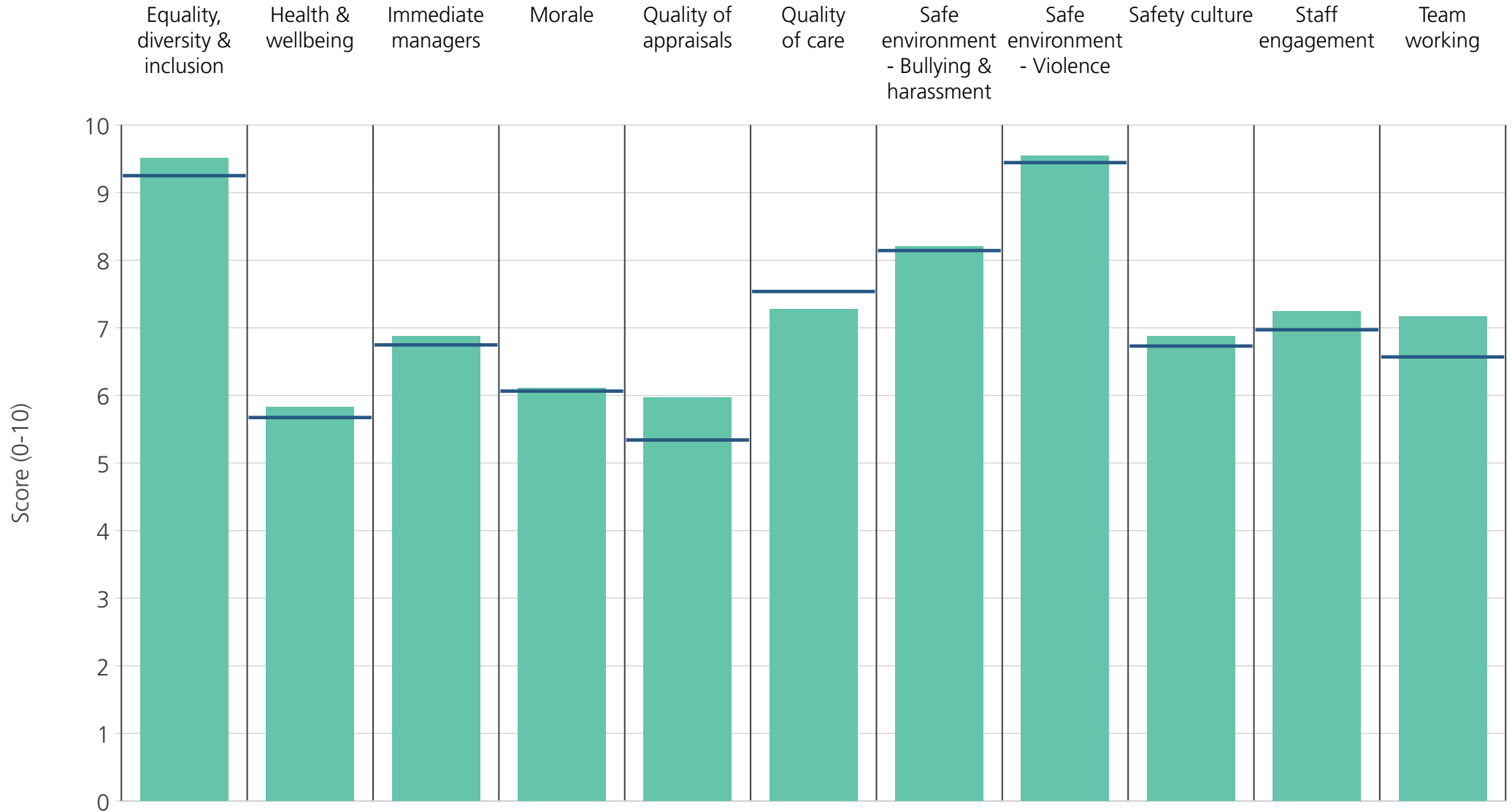
Aintree University Hospital NHS Foundation Trust  
2019 NHS Staff Survey Results



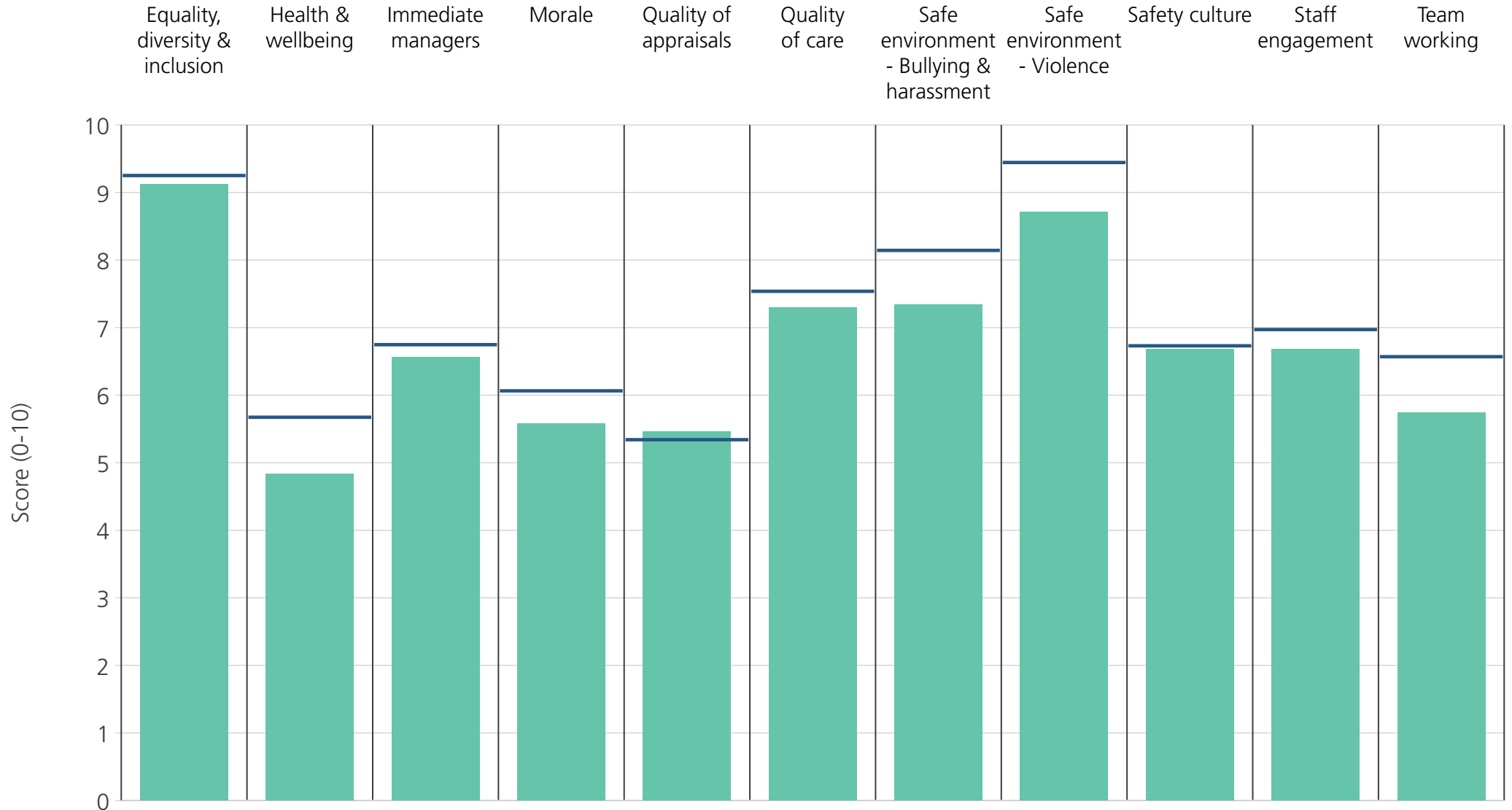
<b>Directorate</b>	8.9	5.3	6.3	5.7	4.8	7.5	7.6	9.2	6.5	6.7	6.5
<b>Your org</b>	9.3	5.7	6.7	6.1	5.3	7.5	8.1	9.4	6.7	7.0	6.6
<b>Responses</b>	210	211	212	208	150	205	209	207	210	215	207



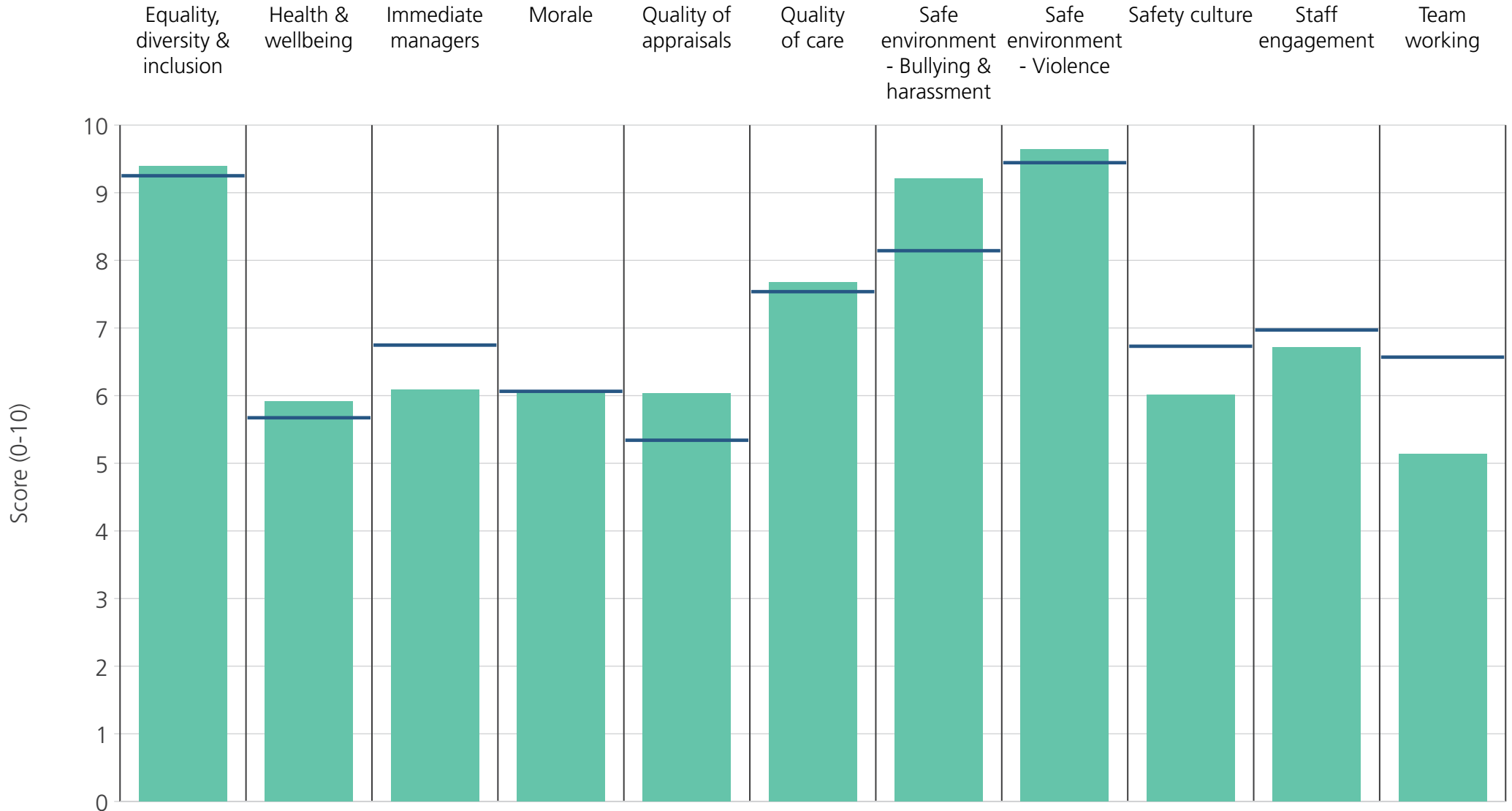
<b>Directorate</b>	9.2	5.3	6.3	6.1	5.1	7.6	8.2	9.3	6.6	7.0	6.3
<b>Your org</b>	9.3	5.7	6.7	6.1	5.3	7.5	8.1	9.4	6.7	7.0	6.6
<b>Responses</b>	157	158	158	153	103	146	154	157	156	162	158



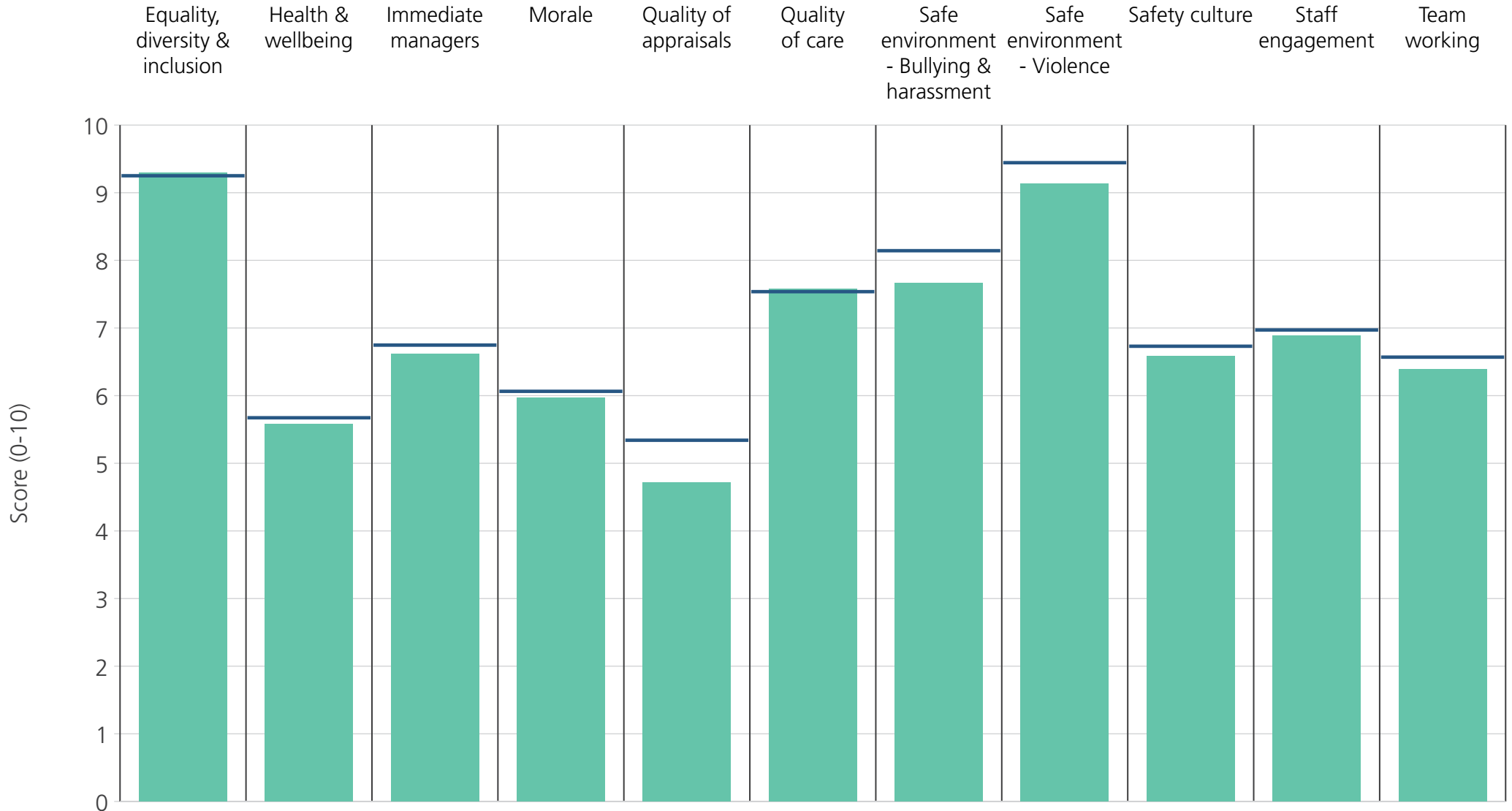
<b>Directorate</b>	9.5	5.8	6.9	6.1	6.0	7.3	8.2	9.5	6.9	7.2	7.2
<b>Your org</b>	9.3	5.7	6.7	6.1	5.3	7.5	8.1	9.4	6.7	7.0	6.6
<b>Responses</b>	210	211	212	207	180	207	208	210	210	215	213



<b>Directorate</b>	9.1	4.8	6.6	5.6	5.5	7.3	7.3	8.7	6.7	6.7	5.7
<b>Your org</b>	9.3	5.7	6.7	6.1	5.3	7.5	8.1	9.4	6.7	7.0	6.6
<b>Responses</b>	119	119	119	117	97	111	118	119	118	122	121

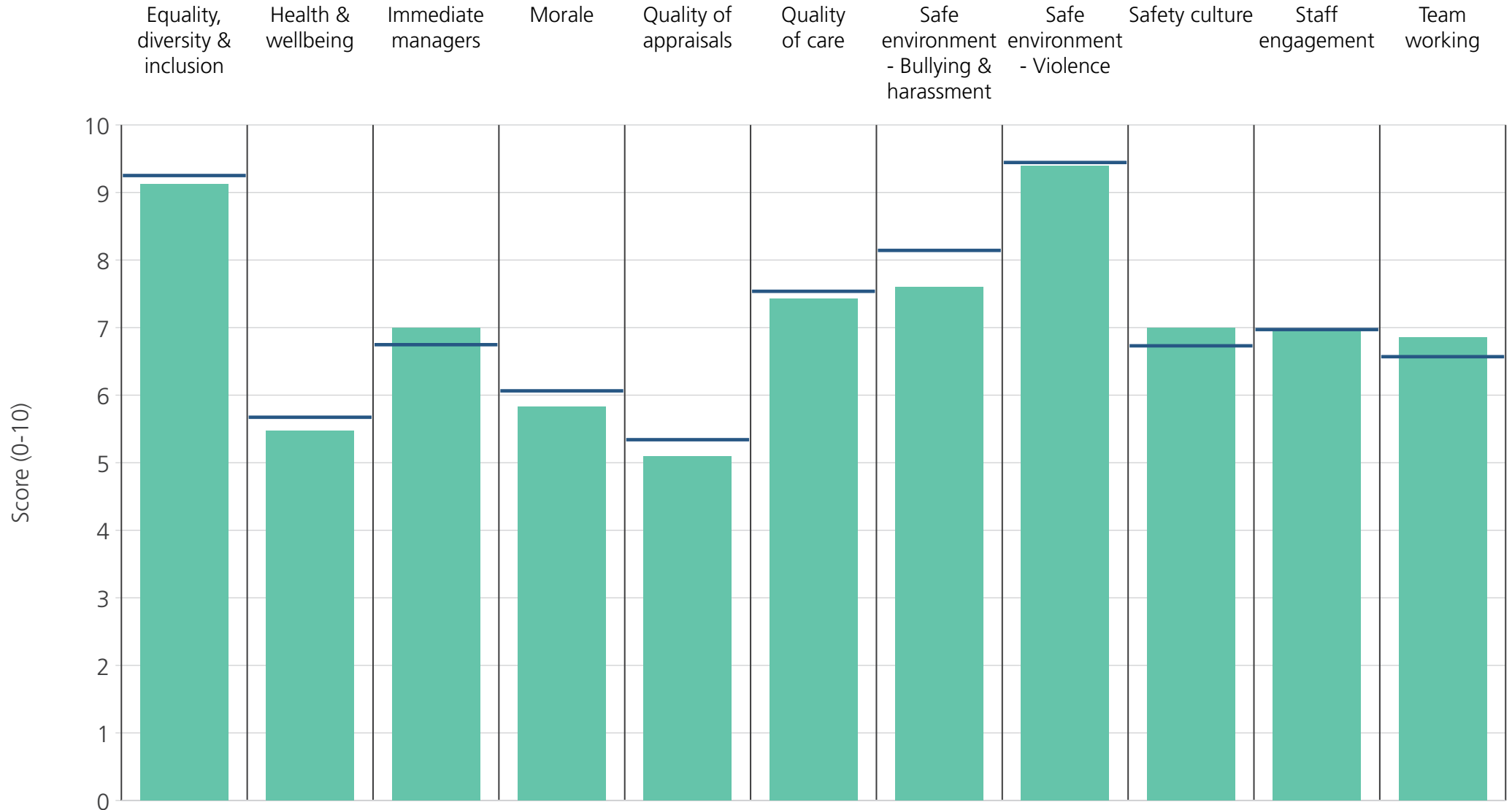


<b>Directorate</b>	9.4	5.9	6.1	6.1	6.0	7.7	9.2	9.6	6.0	6.7	5.1
<b>Your org</b>	9.3	5.7	6.7	6.1	5.3	7.5	8.1	9.4	6.7	7.0	6.6
<b>Responses</b>	79	79	79	75	39	54	76	74	76	78	76

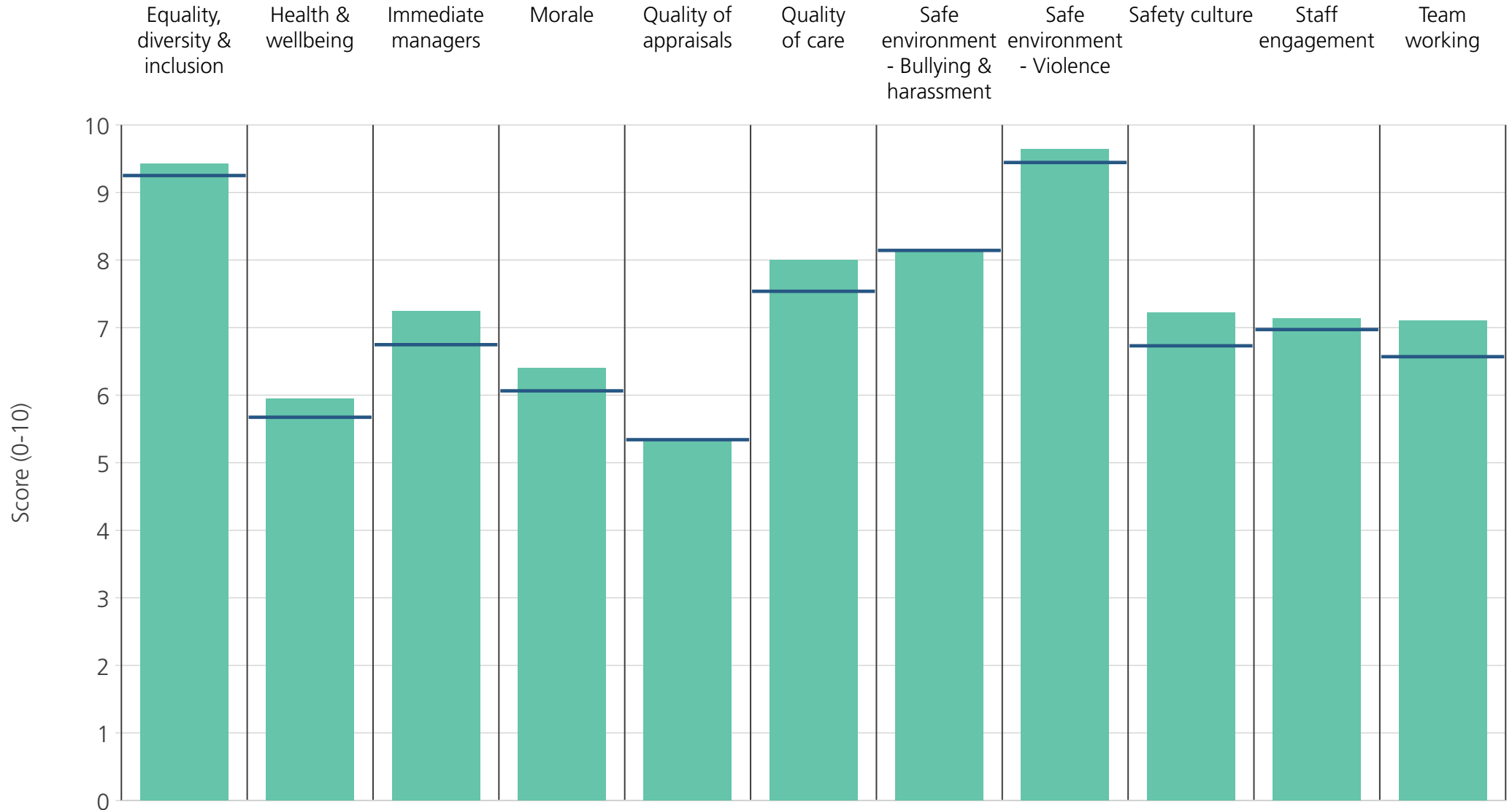


<b>Directorate</b>	9.3	5.6	6.6	6.0	4.7	7.6	7.7	9.1	6.6	6.9	6.4
<b>Your org</b>	9.3	5.7	6.7	6.1	5.3	7.5	8.1	9.4	6.7	7.0	6.6
<b>Responses</b>	135	136	136	133	111	124	132	130	135	138	135

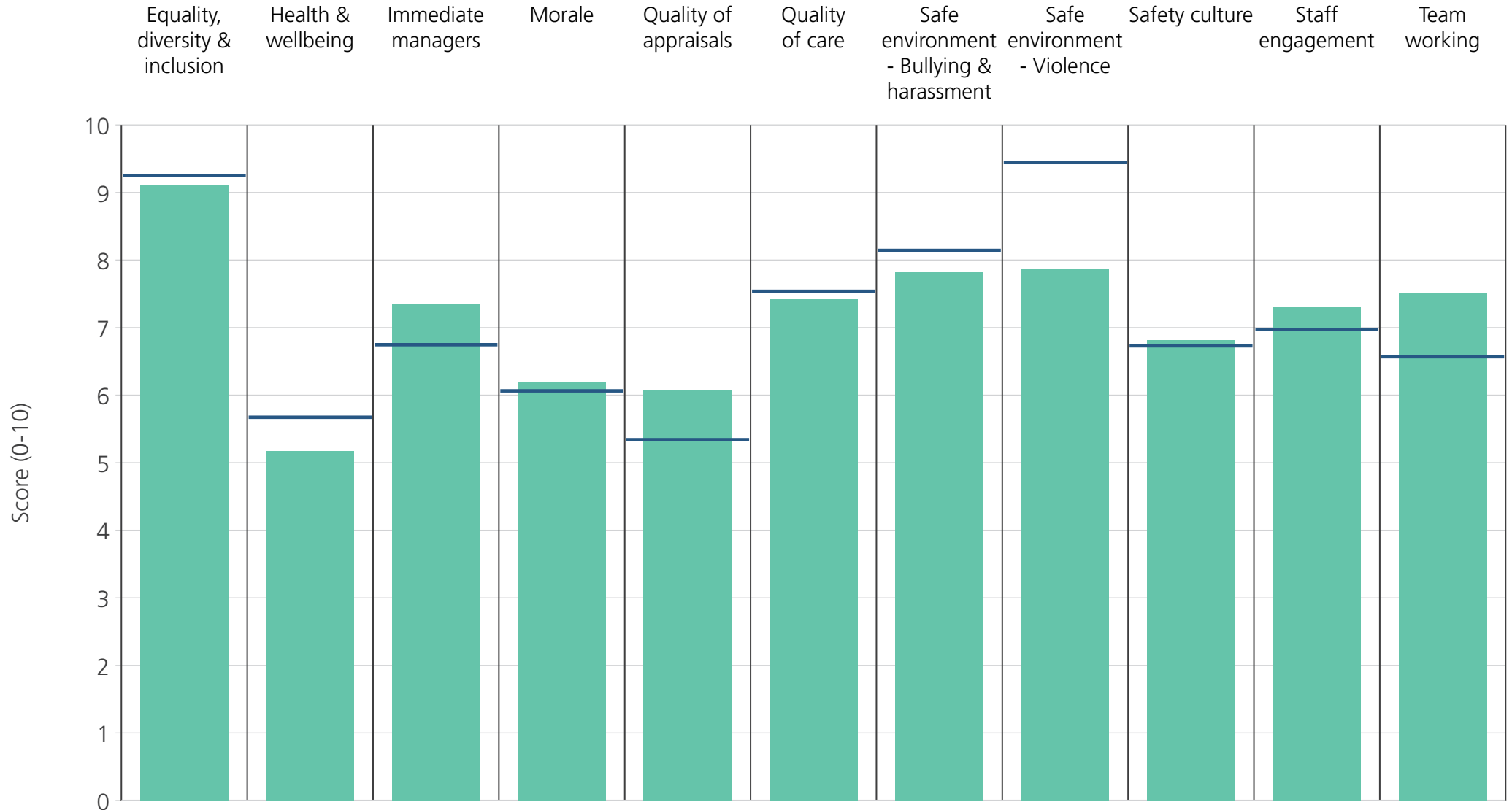




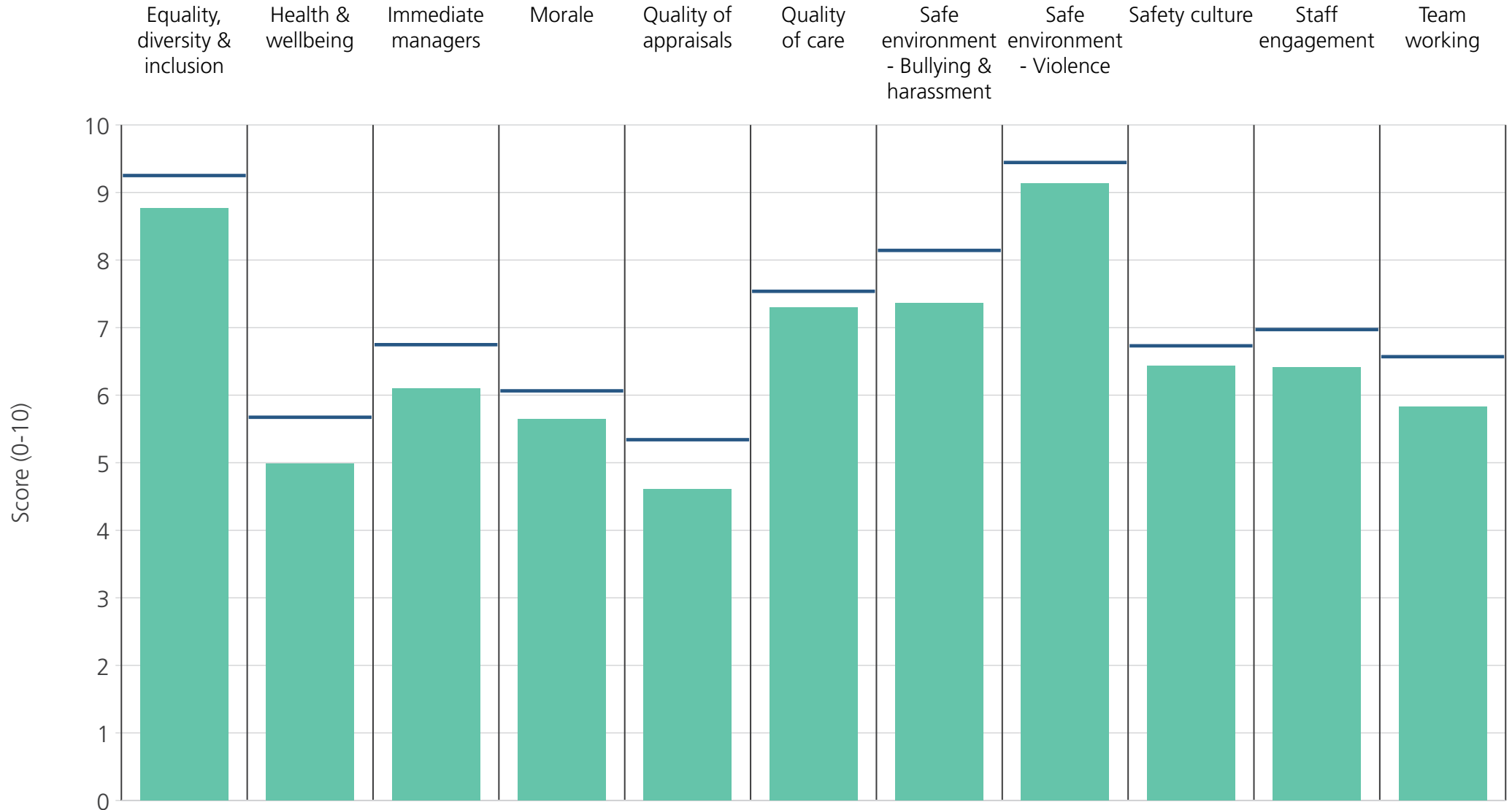
<b>Directorate</b>	9.1	5.5	7.0	5.8	5.1	7.4	7.6	9.4	7.0	7.0	6.9
<b>Your org</b>	9.3	5.7	6.7	6.1	5.3	7.5	8.1	9.4	6.7	7.0	6.6
<b>Responses</b>	143	144	144	138	127	140	142	143	141	146	144



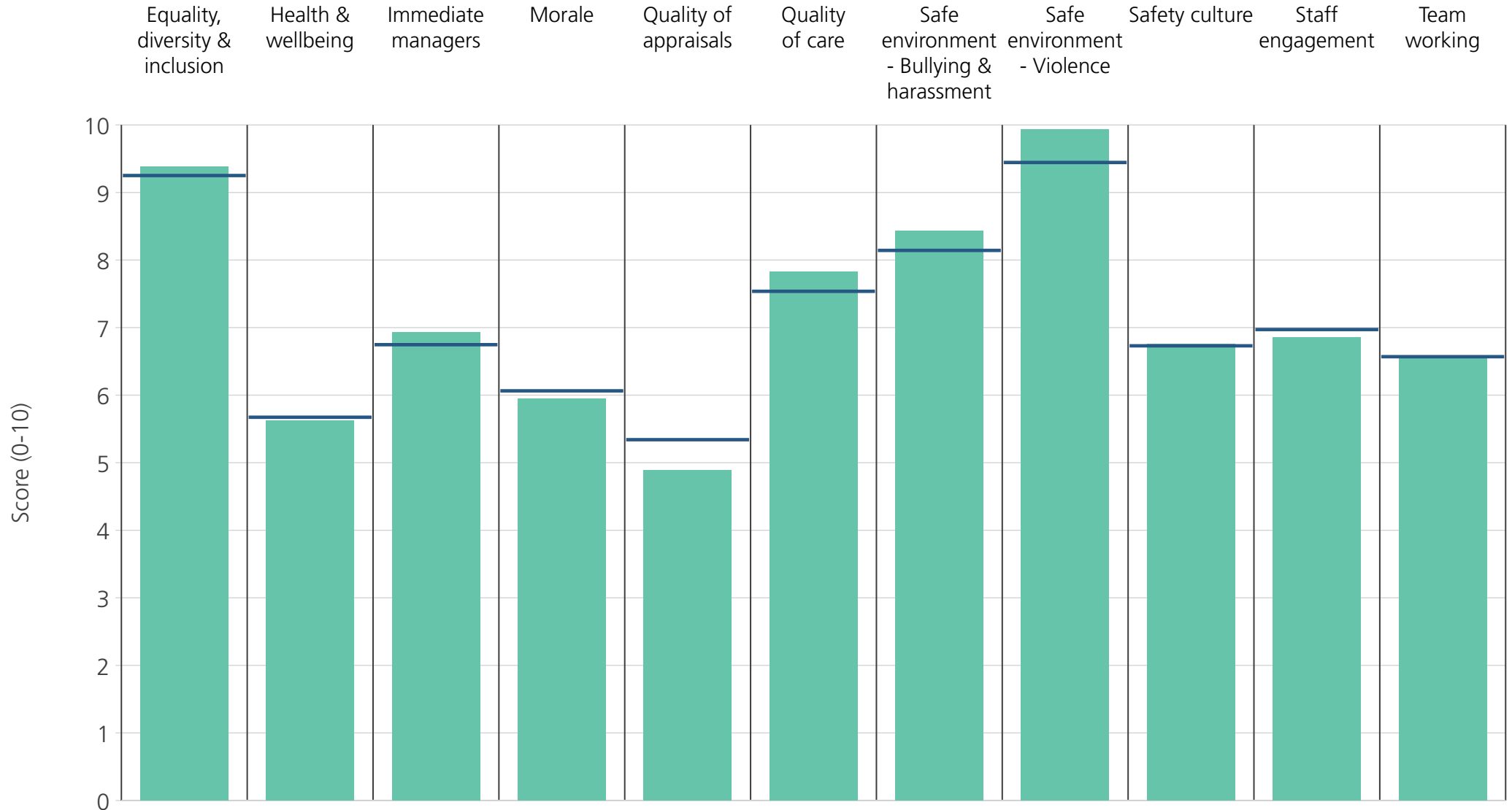
<b>Directorate</b>	9.4	5.9	7.2	6.4	5.4	8.0	8.1	9.6	7.2	7.1	7.1
<b>Your org</b>	9.3	5.7	6.7	6.1	5.3	7.5	8.1	9.4	6.7	7.0	6.6
<b>Responses</b>	169	171	171	170	144	165	169	169	171	171	168



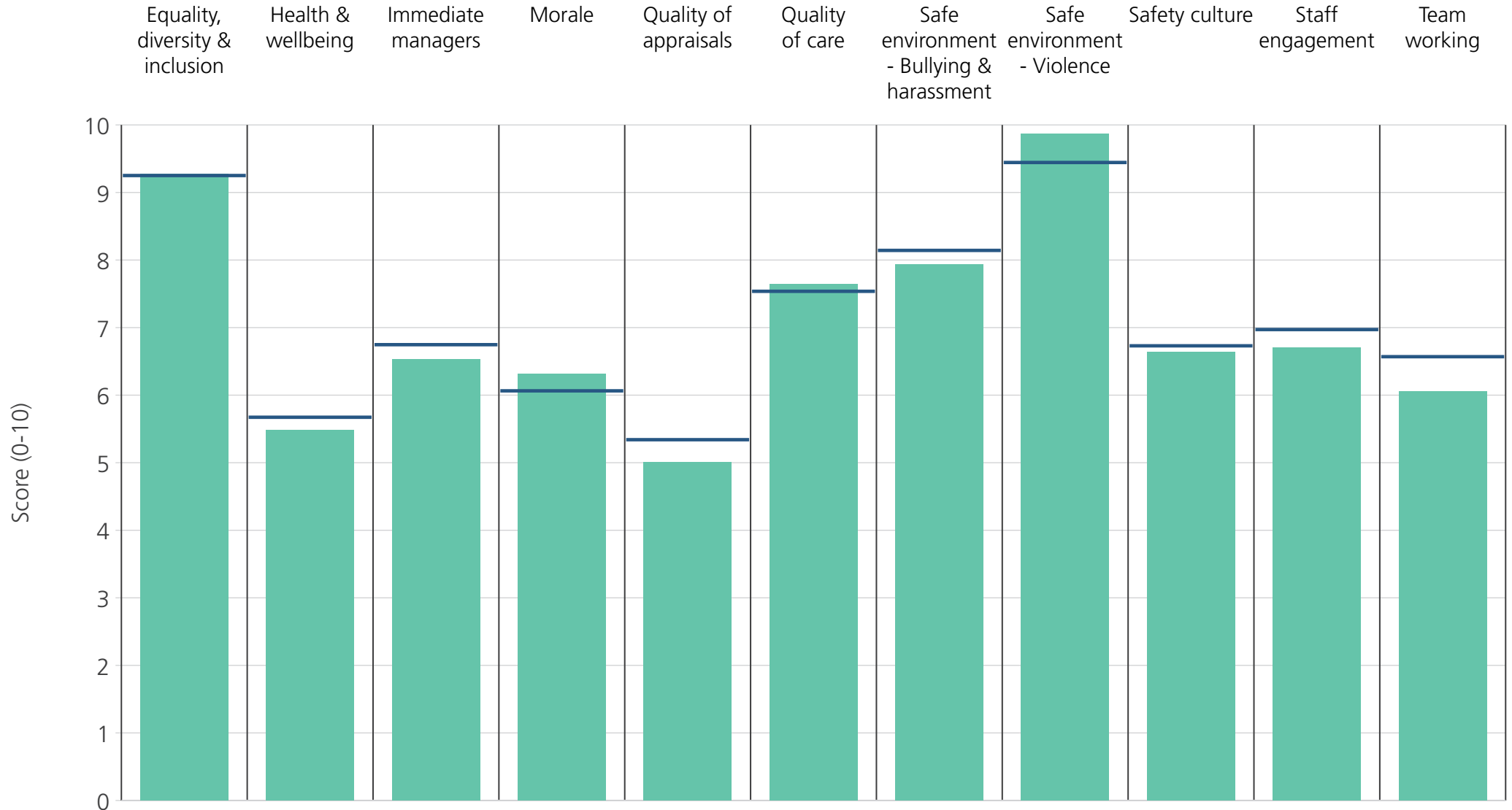
<b>Directorate</b>	9.1	5.2	7.4	6.2	6.1	7.4	7.8	7.9	6.8	7.3	7.5
<b>Your org</b>	9.3	5.7	6.7	6.1	5.3	7.5	8.1	9.4	6.7	7.0	6.6
<b>Responses</b>	104	104	105	102	90	97	102	100	104	106	104



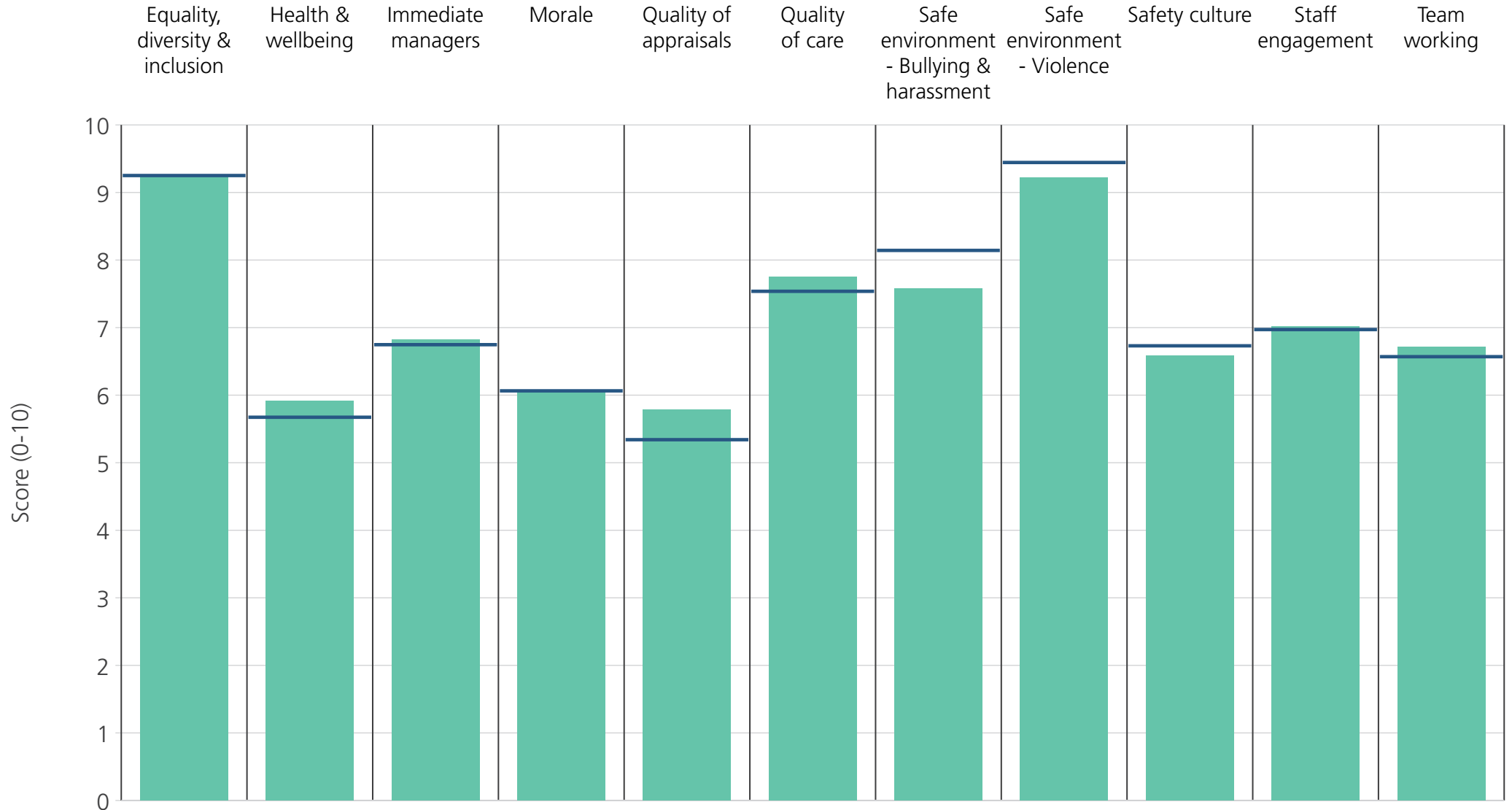
<b>Directorate</b>	8.8	5.0	6.1	5.6	4.6	7.3	7.4	9.1	6.4	6.4	5.8
<b>Your org</b>	9.3	5.7	6.7	6.1	5.3	7.5	8.1	9.4	6.7	7.0	6.6
<b>Responses</b>	98	98	98	96	83	96	96	96	97	99	97



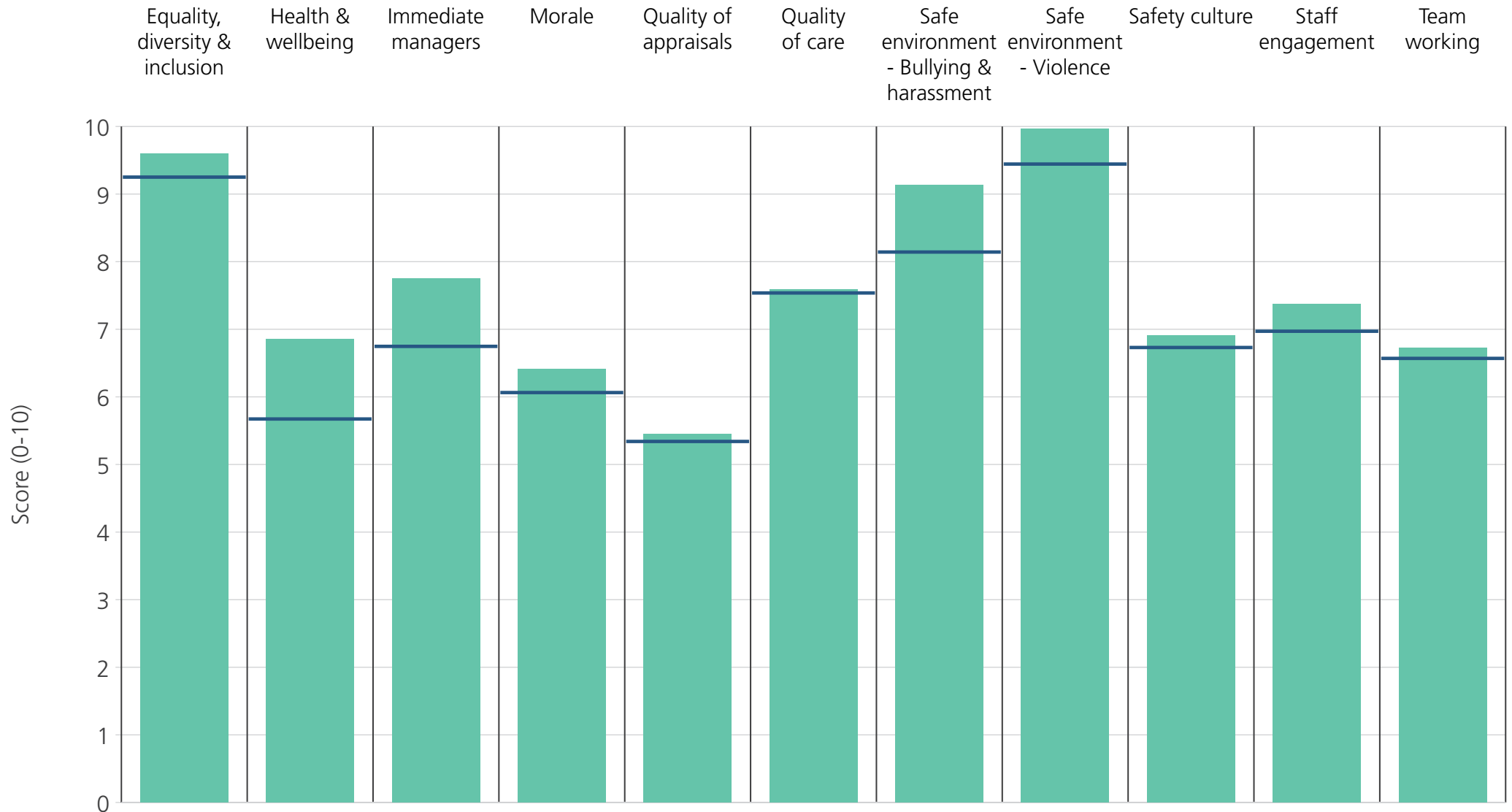
Directorate	9.4	5.6	6.9	6.0	4.9	7.8	8.4	9.9	6.8	6.9	6.5
Your org	9.3	5.7	6.7	6.1	5.3	7.5	8.1	9.4	6.7	7.0	6.6
Responses	142	143	142	141	123	140	142	141	142	144	143



<b>Directorate</b>	9.3	5.5	6.5	6.3	5.0	7.6	7.9	9.9	6.6	6.7	6.0
<b>Your org</b>	9.3	5.7	6.7	6.1	5.3	7.5	8.1	9.4	6.7	7.0	6.6
<b>Responses</b>	134	134	135	131	107	121	132	130	133	136	131

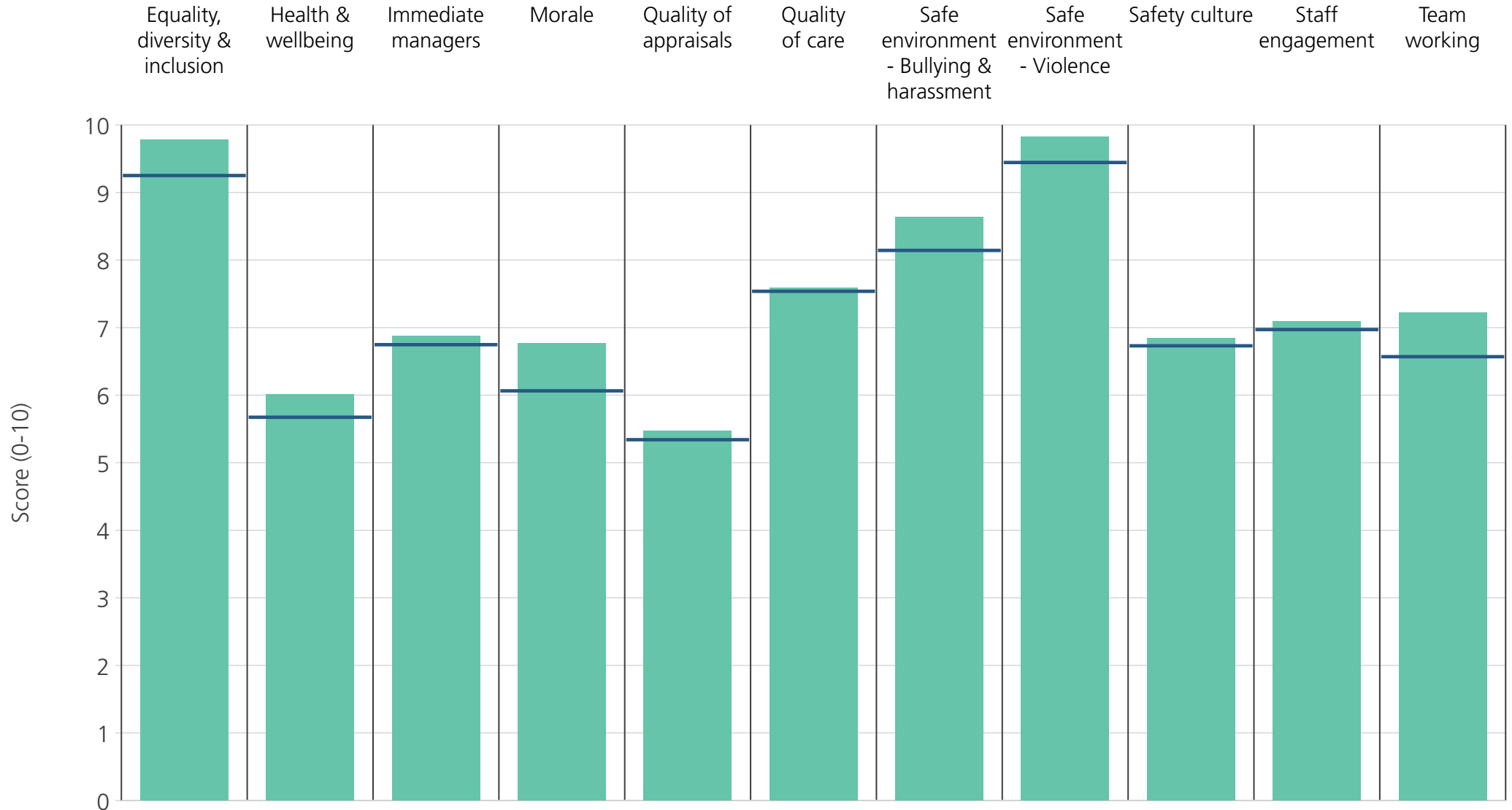


<b>Directorate</b>	9.3	5.9	6.8	6.1	5.8	7.7	7.6	9.2	6.6	7.0	6.7
<b>Your org</b>	9.3	5.7	6.7	6.1	5.3	7.5	8.1	9.4	6.7	7.0	6.6
<b>Responses</b>	78	78	78	78	56	73	77	77	79	79	76

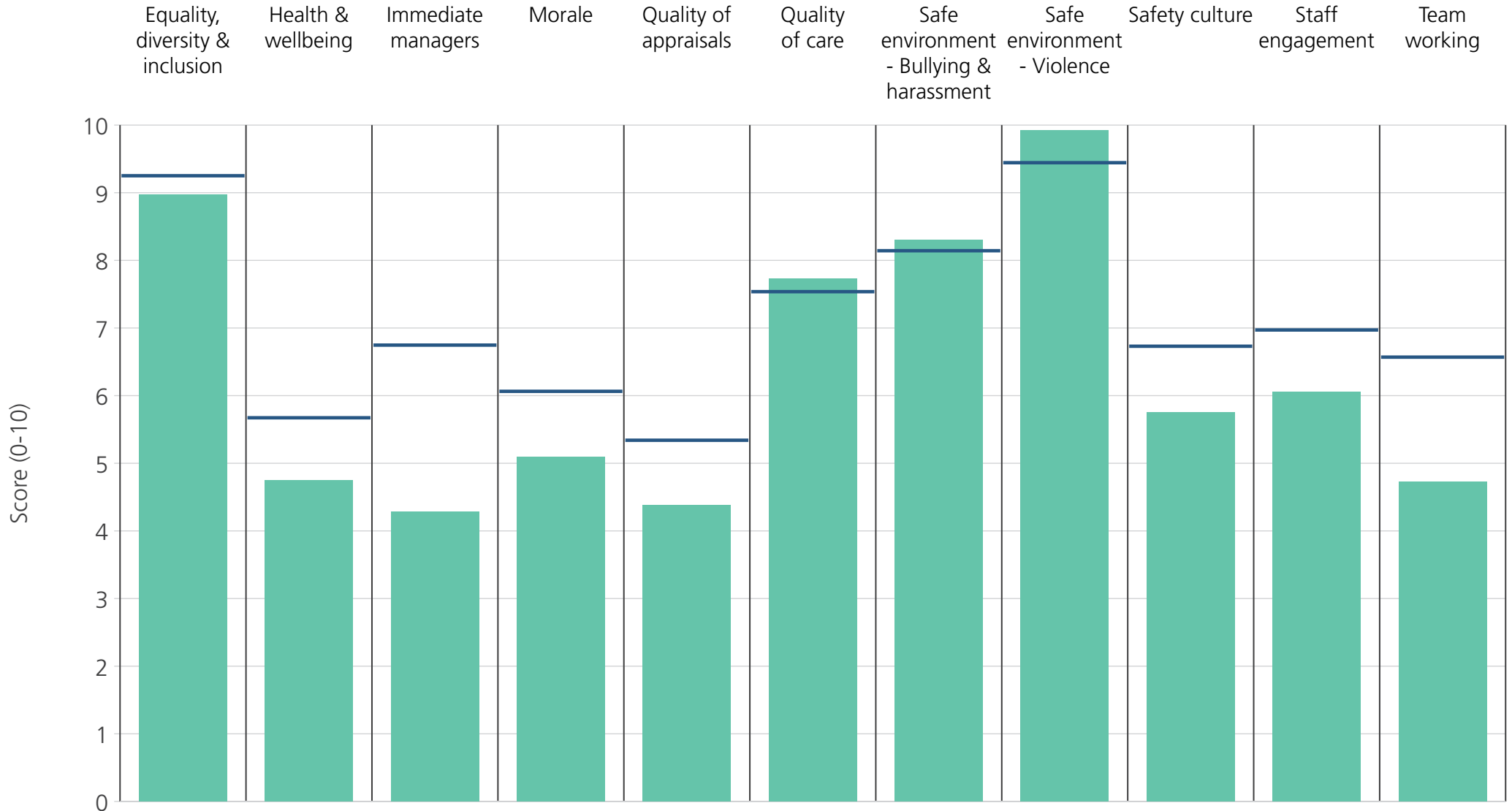


<b>Directorate</b>	9.6	6.9	7.8	6.4	5.5	7.6	9.1	10.0	6.9	7.4	6.7
<b>Your org</b>	9.3	5.7	6.7	6.1	5.3	7.5	8.1	9.4	6.7	7.0	6.6
<b>Responses</b>	96	97	97	97	61	46	96	97	97	98	97

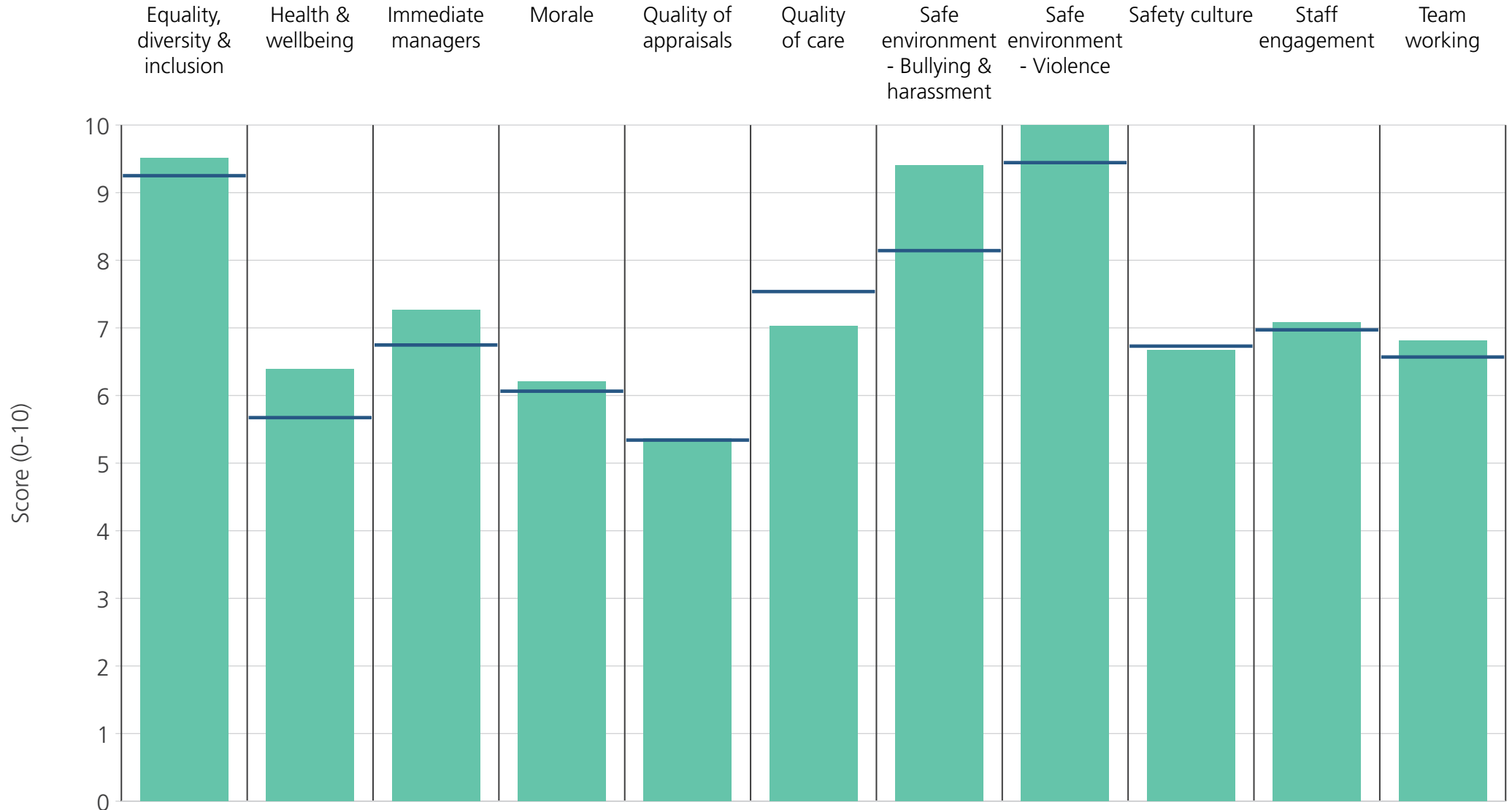




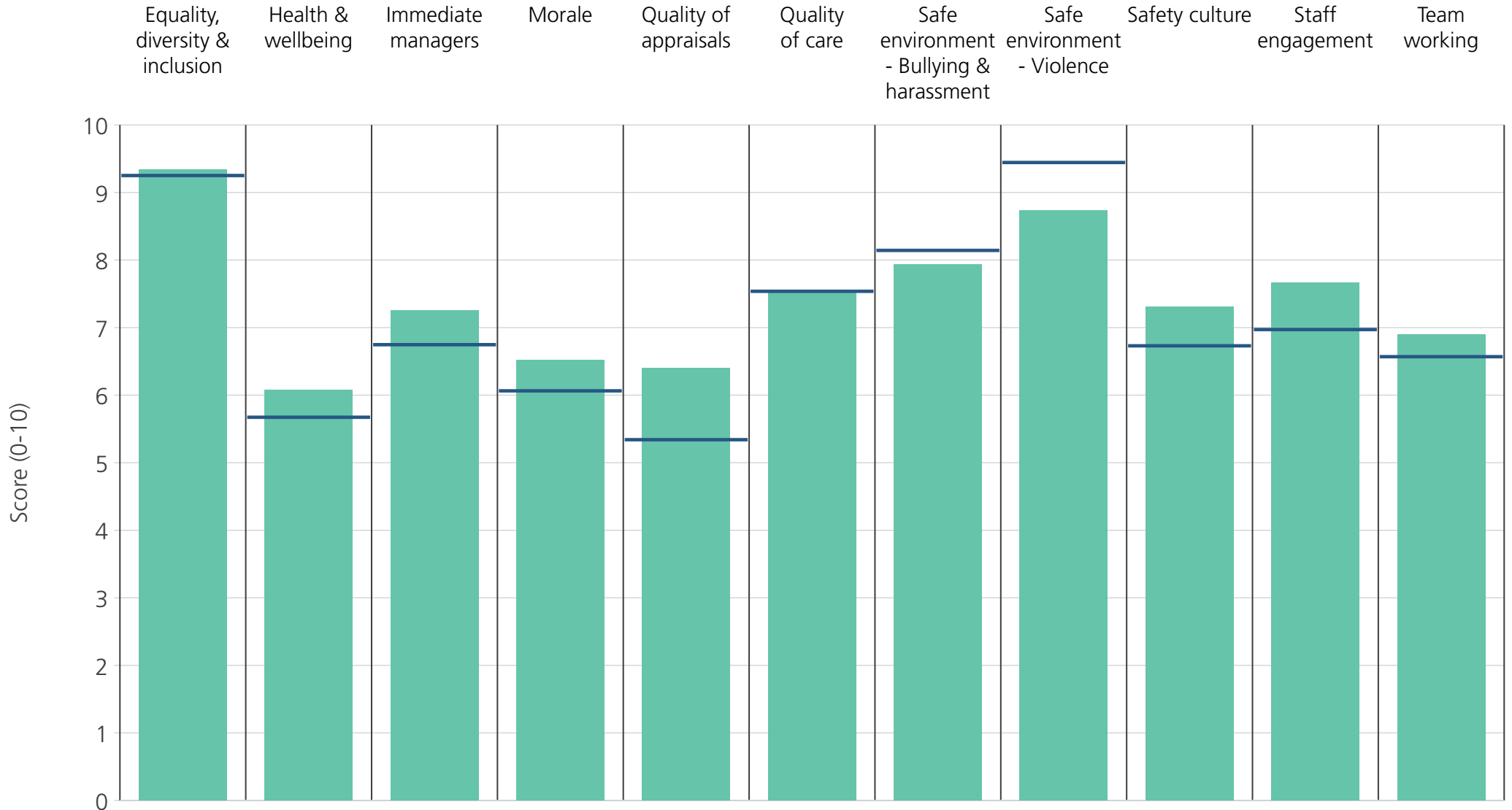
<b>Directorate</b>	9.8	6.0	6.9	6.8	5.5	7.6	8.6	9.8	6.8	7.1	7.2
<b>Your org</b>	9.3	5.7	6.7	6.1	5.3	7.5	8.1	9.4	6.7	7.0	6.6
<b>Responses</b>	76	77	77	76	63	76	76	76	76	77	76



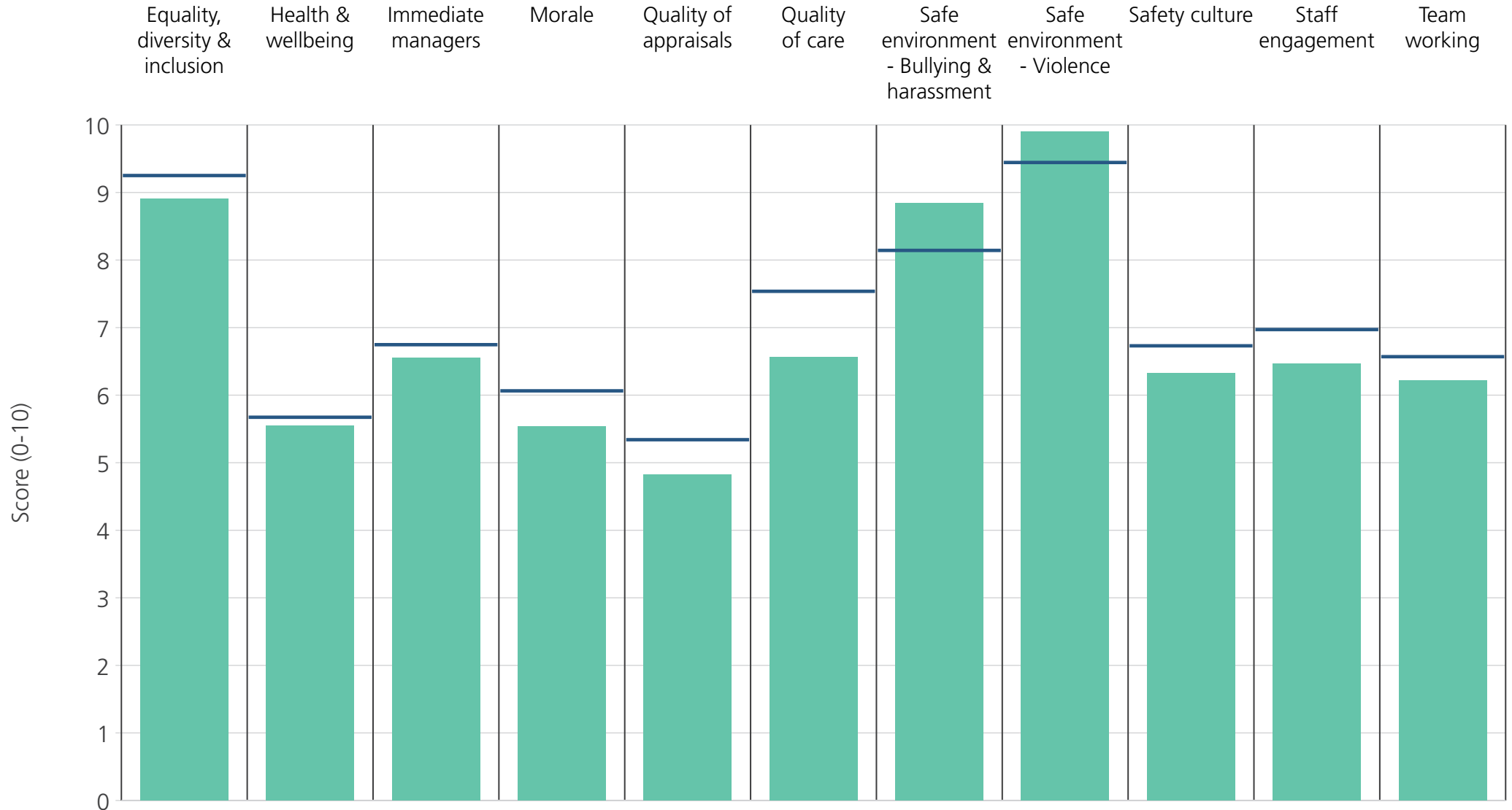
<b>Directorate</b>	9.0	4.7	4.3	5.1	4.4	7.7	8.3	9.9	5.8	6.1	4.7
<b>Your org</b>	9.3	5.7	6.7	6.1	5.3	7.5	8.1	9.4	6.7	7.0	6.6
<b>Responses</b>	46	46	46	44	33	36	46	45	46	46	46



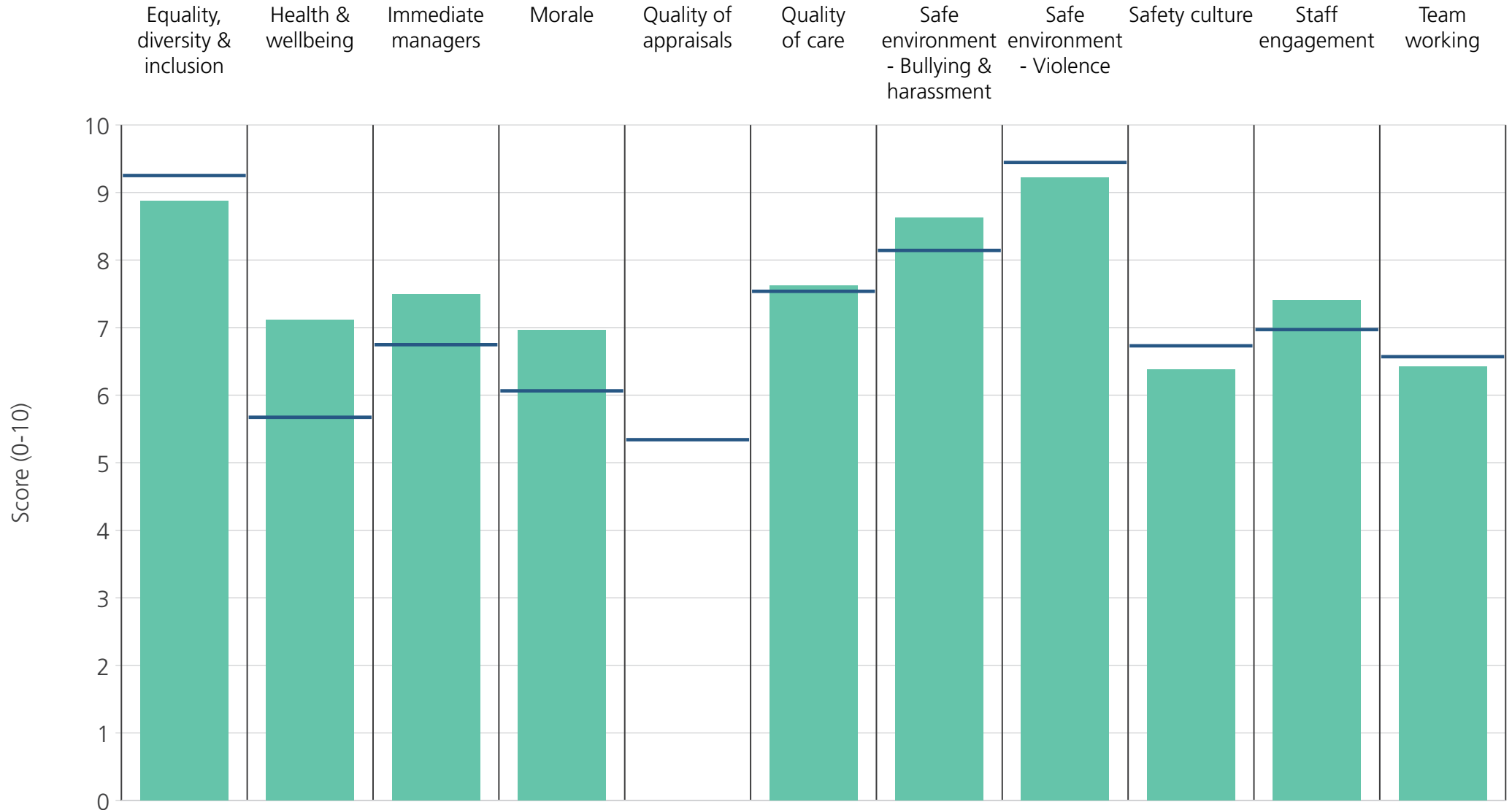
Directorate	9.5	6.4	7.3	6.2	5.4	7.0	9.4	10.0	6.7	7.1	6.8
Your org	9.3	5.7	6.7	6.1	5.3	7.5	8.1	9.4	6.7	7.0	6.6
Responses	92	92	92	91	80	34	90	92	92	91	89



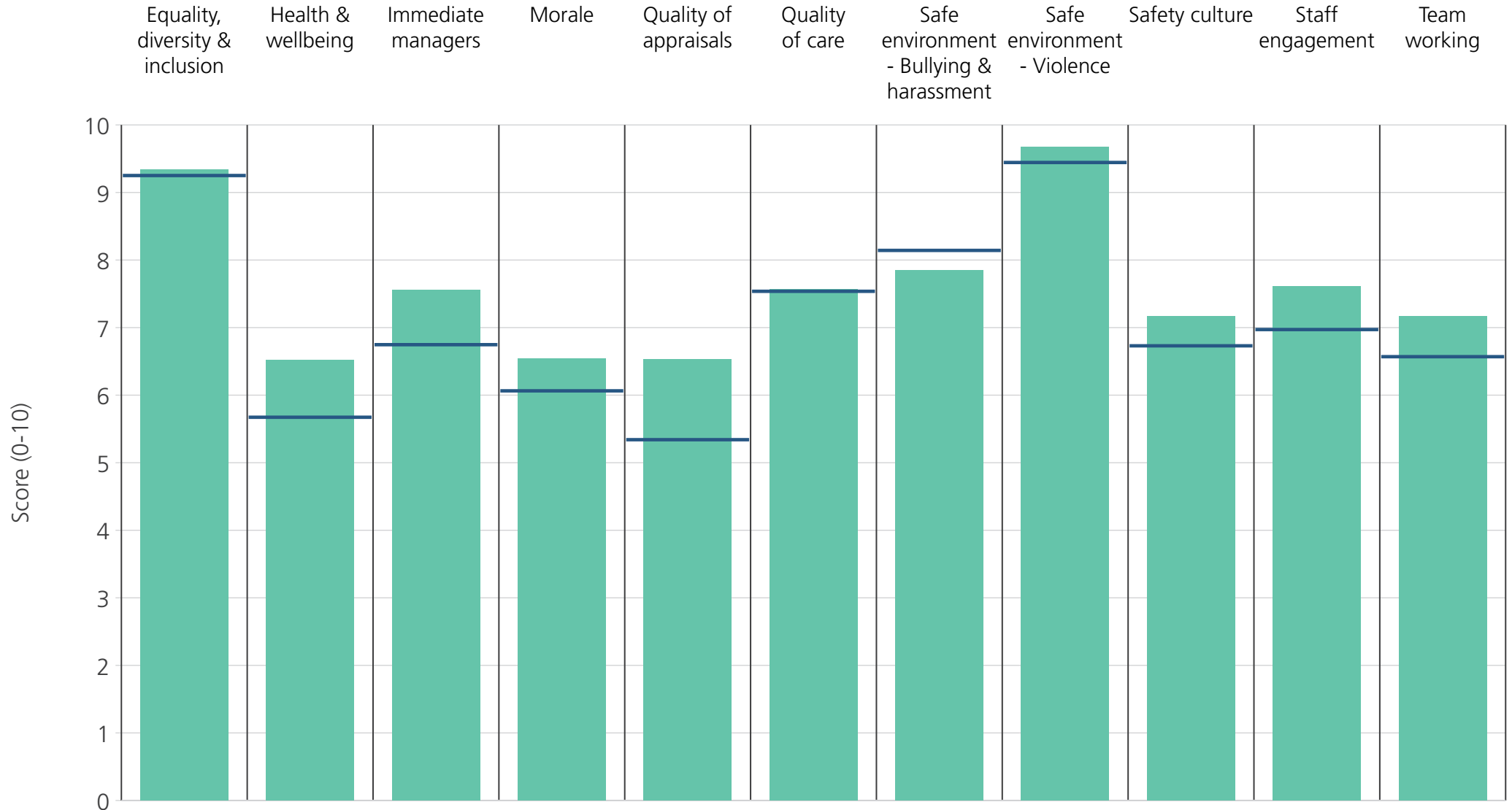
<b>Directorate</b>	9.3	6.1	7.2	6.5	6.4	7.5	7.9	8.7	7.3	7.7	6.9
<b>Your org</b>	9.3	5.7	6.7	6.1	5.3	7.5	8.1	9.4	6.7	7.0	6.6
<b>Responses</b>	50	50	50	49	34	46	50	50	50	50	50



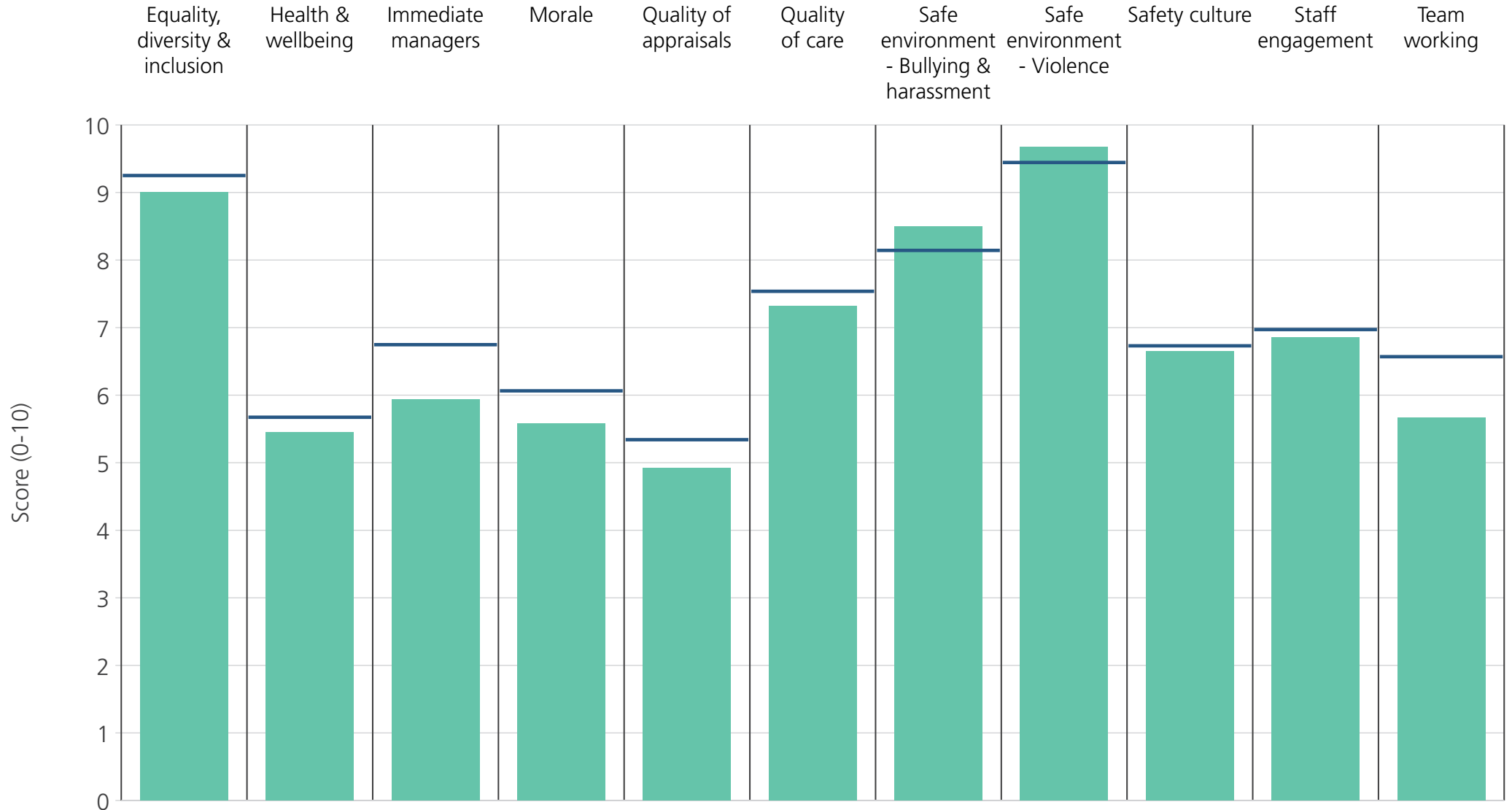
<b>Directorate</b>	8.9	5.6	6.6	5.5	4.8	6.6	8.8	9.9	6.3	6.5	6.2
<b>Your org</b>	9.3	5.7	6.7	6.1	5.3	7.5	8.1	9.4	6.7	7.0	6.6
<b>Responses</b>	70	70	70	69	55	38	69	69	70	71	68



<b>Directorate</b>	8.9	7.1	7.5	7.0	5.3	7.6	8.6	9.2	6.4	7.4	6.4
<b>Your org</b>	9.3	5.7	6.7	6.1	5.3	7.5	8.1	9.4	6.7	7.0	6.6
<b>Responses</b>	17	17	16	17	10	14	17	17	17	17	15

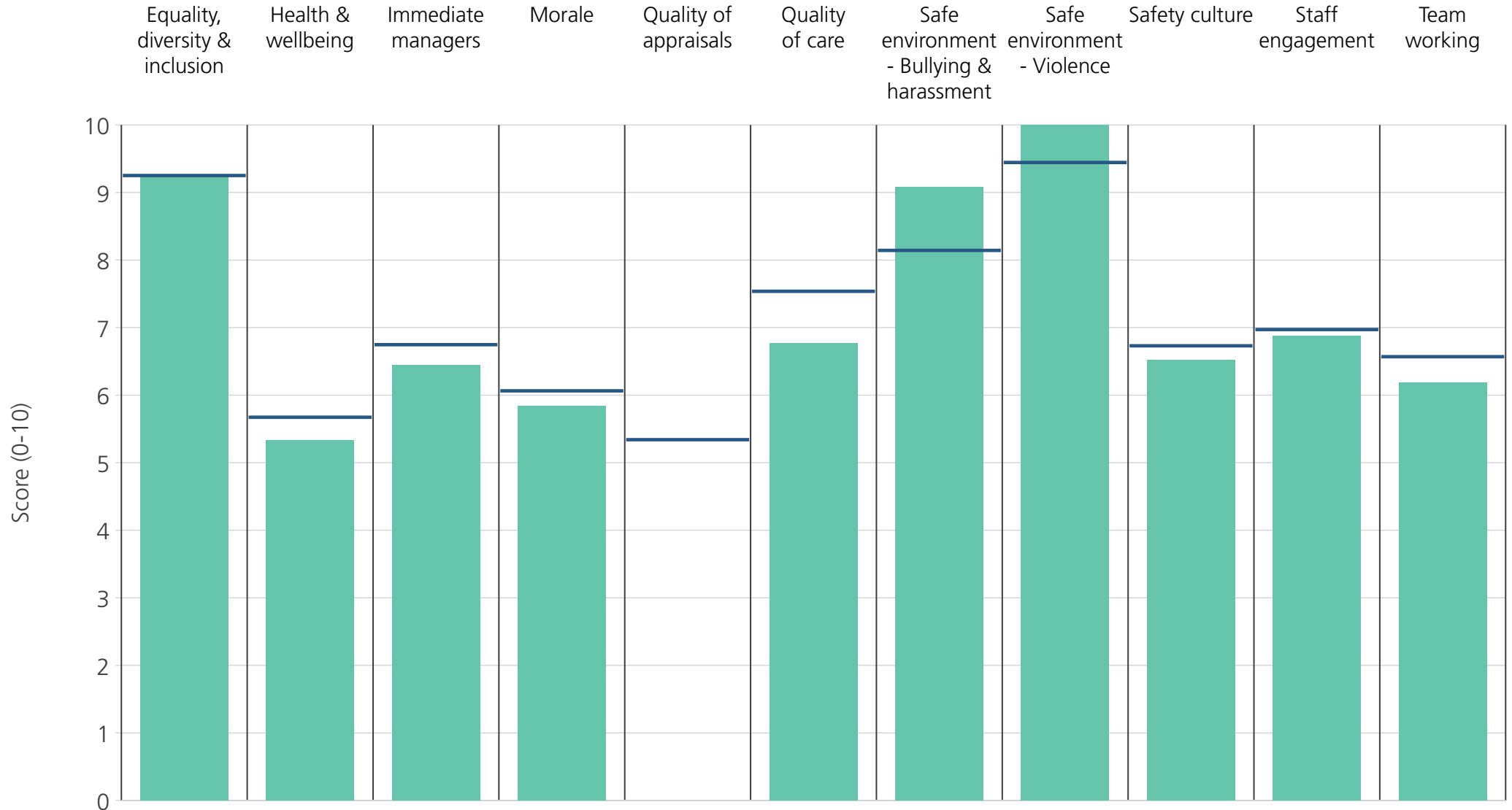


<b>Directorate</b>	9.3	6.5	7.6	6.5	6.5	7.6	7.8	9.7	7.2	7.6	7.2
<b>Your org</b>	9.3	5.7	6.7	6.1	5.3	7.5	8.1	9.4	6.7	7.0	6.6
<b>Responses</b>	62	62	62	61	49	52	62	62	62	62	61

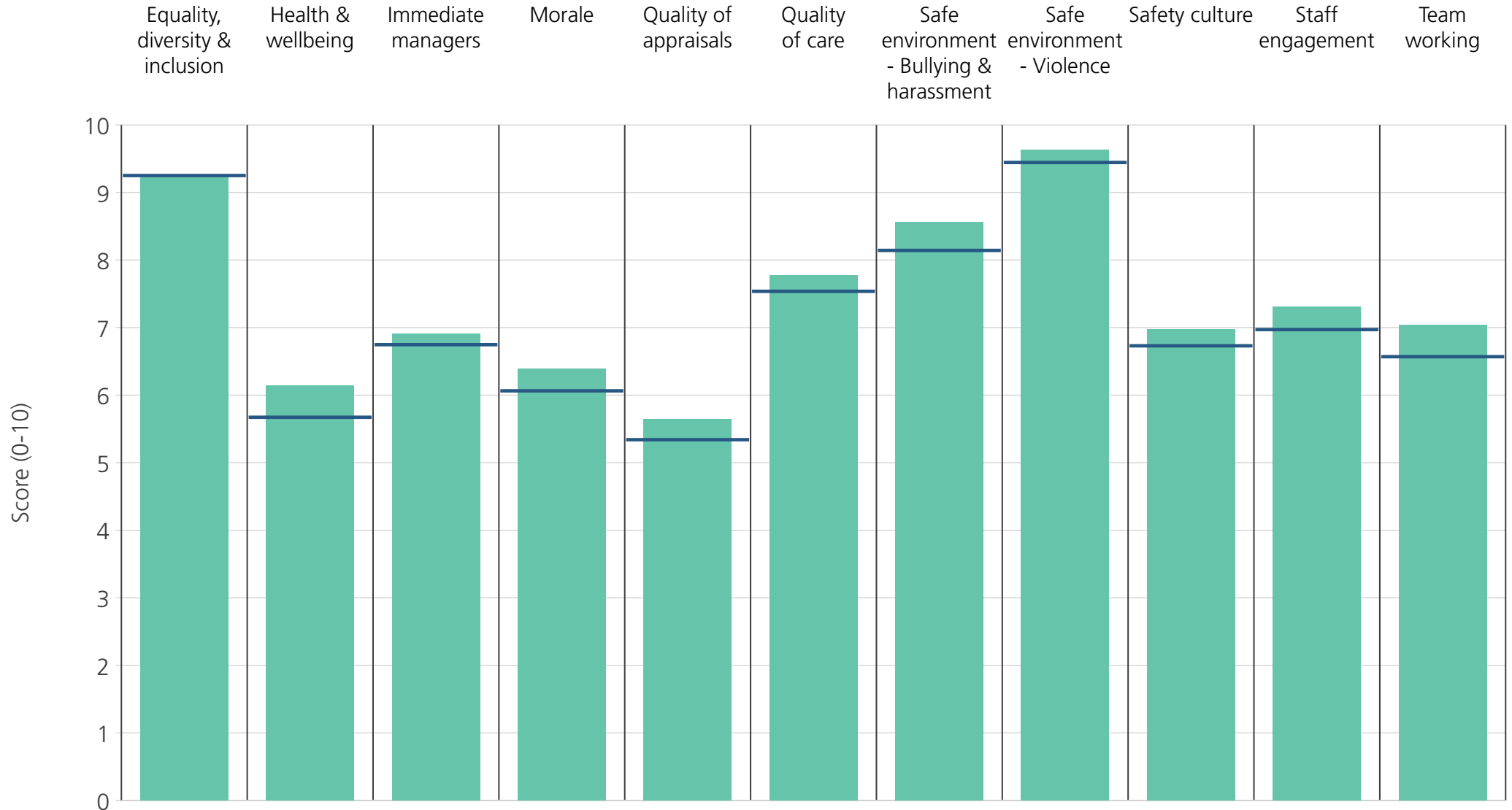


<b>Directorate</b>	9.0	5.5	5.9	5.6	4.9	7.3	8.5	9.7	6.6	6.9	5.7
<b>Your org</b>	9.3	5.7	6.7	6.1	5.3	7.5	8.1	9.4	6.7	7.0	6.6
<b>Responses</b>	31	31	31	31	16	27	31	31	31	31	30





<b>Directorate</b>	9.3	5.3	6.4	5.8		6.8	9.1	10.0	6.5	6.9	6.2
<b>Your org</b>	9.3	5.7	6.7	6.1	5.3	7.5	8.1	9.4	6.7	7.0	6.6
<b>Responses</b>	18	18	18	18	8	13	18	18	17	19	19



<b>Directorate</b>	9.2	6.1	6.9	6.4	5.6	7.8	8.6	9.6	7.0	7.3	7.0
<b>Your org</b>	9.3	5.7	6.7	6.1	5.3	7.5	8.1	9.4	6.7	7.0	6.6
<b>Responses</b>	154	157	157	156	136	109	153	157	156	158	158