

# The Walton Centre NHS Foundation Trust

2019 NHS Staff Survey

**Directorate Report**

**Contents**

Introduction . . . . .	3
Themes – Directorates 1 . . . . .	4
Add Prof Scientific and Technic . . . . .	5
Additional Clinical Services . . . . .	6
Admin and Estates . . . . .	7
Allied Health Professionals . . . . .	8
Healthcare Scientists . . . . .	9
Medical and Dental . . . . .	10
Nursing and Midwifery Registered . . . . .	11
Themes – Directorates 2 . . . . .	12
Corporate Services Directorate . . . . .	13
Neurology & Long Term Care Directorate . . . . .	14
Surgery & Critical Care Directorate . . . . .	15

This directorate report for The Walton Centre NHS Foundation Trust contains results by directorate for themes from the 2019 NHS Staff Survey. These results are compared to the unweighted average for your organisation.

**Please note:** It is possible that there are differences between the 'Your org' scores reported in this directorate report and those in the benchmark report. This is because the results in the benchmark report are weighted to allow for fair comparisons between organisations of a similar type. However, in this report comparisons are made within your organisation so the unweighted organisation result is a more appropriate point of comparison.

The directorate breakdowns used in this report were provided and defined by The Walton Centre NHS Foundation Trust. Details of how the theme scores were calculated are included in the Technical Document, available to download from our [results website](#).

## Key features

Breakdown type and **directorate name** are specified in the header. Black text in the header is hyperlinked: clicking on '2019 NHS Staff Survey Results' navigates back to the contents page.

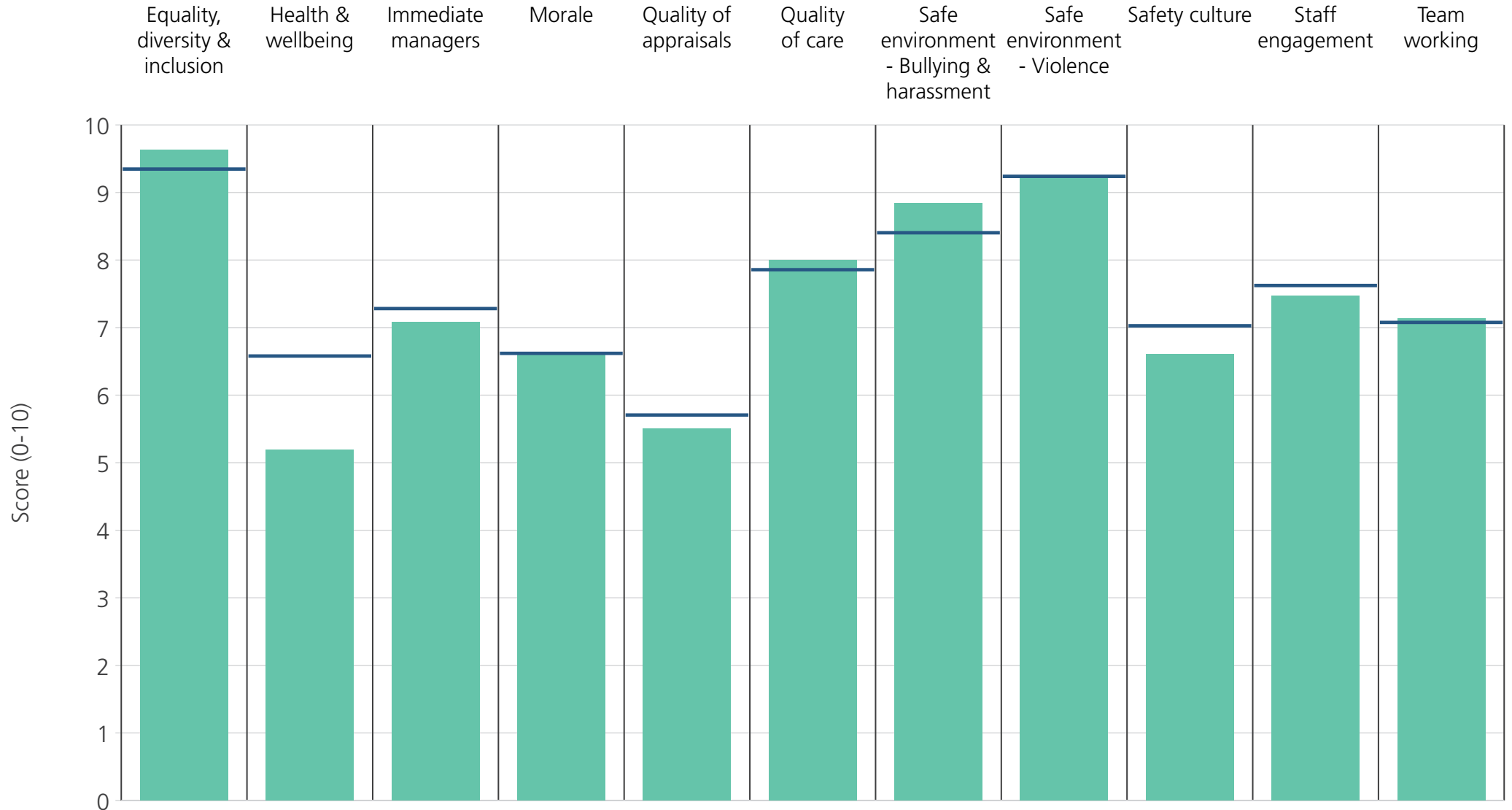
Directorate results are presented in the context of the (unweighted) **organisation average ('Your org')**, so it is easy to tell if a directorate is performing better or worse than the organisation average. For all themes, a higher score is a better result than a lower score.

The **number of responses** feeding into each theme score **for the given directorate** is specified below the table containing the directorate and trust scores.

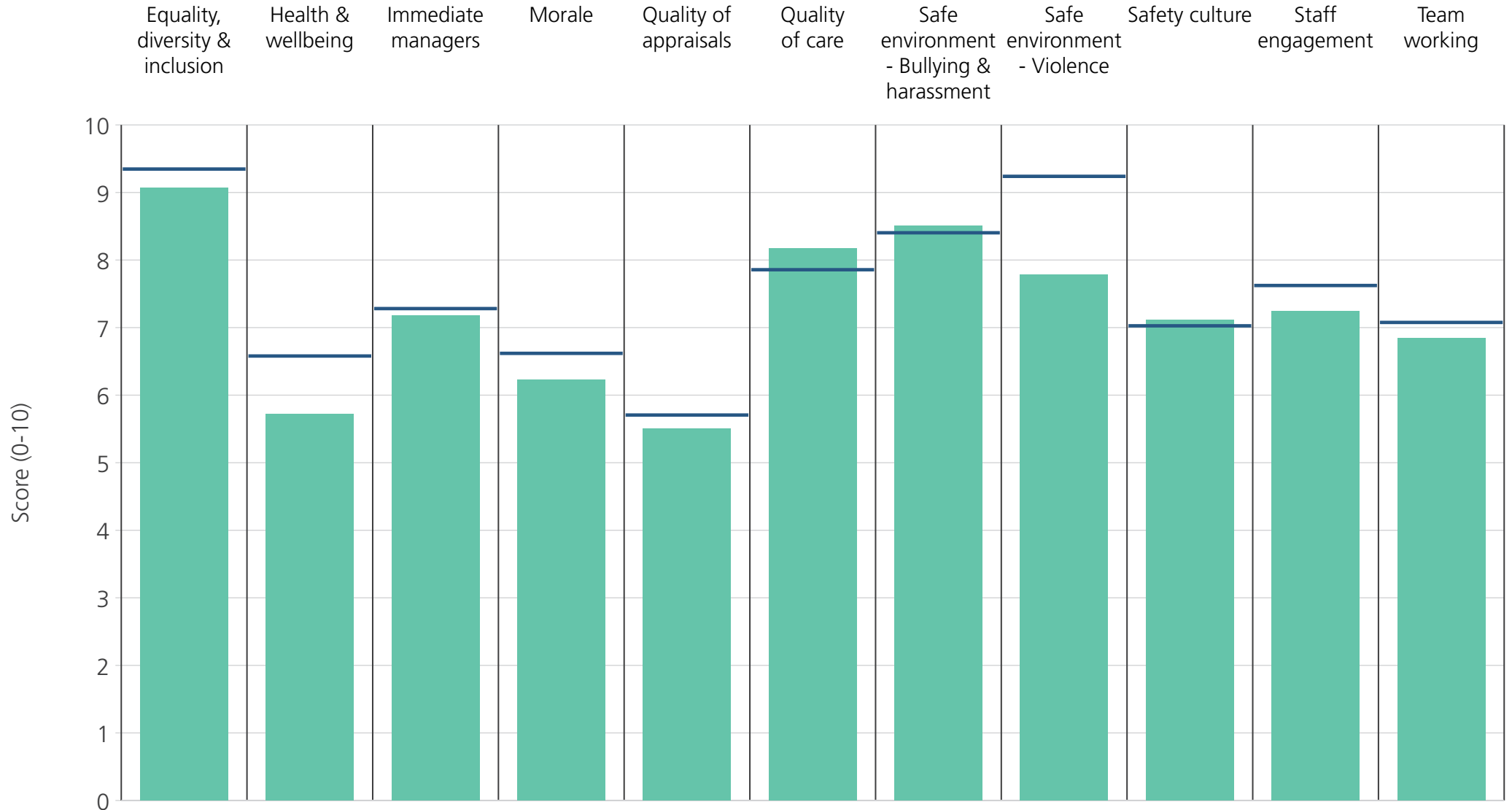


**! Note:** when there are less than 11 responses in a group, results are suppressed to protect staff confidentiality

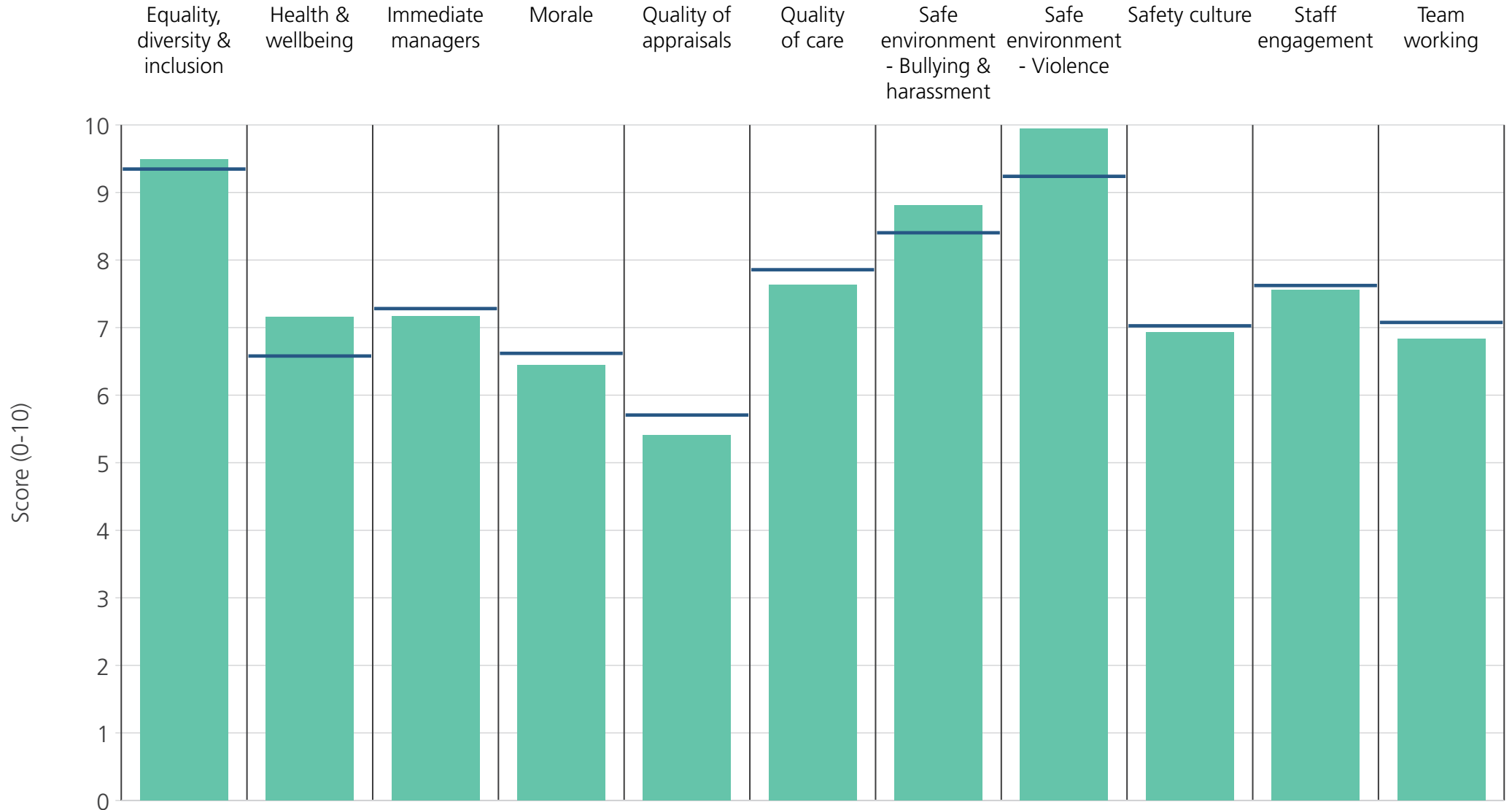
# Directorates 1



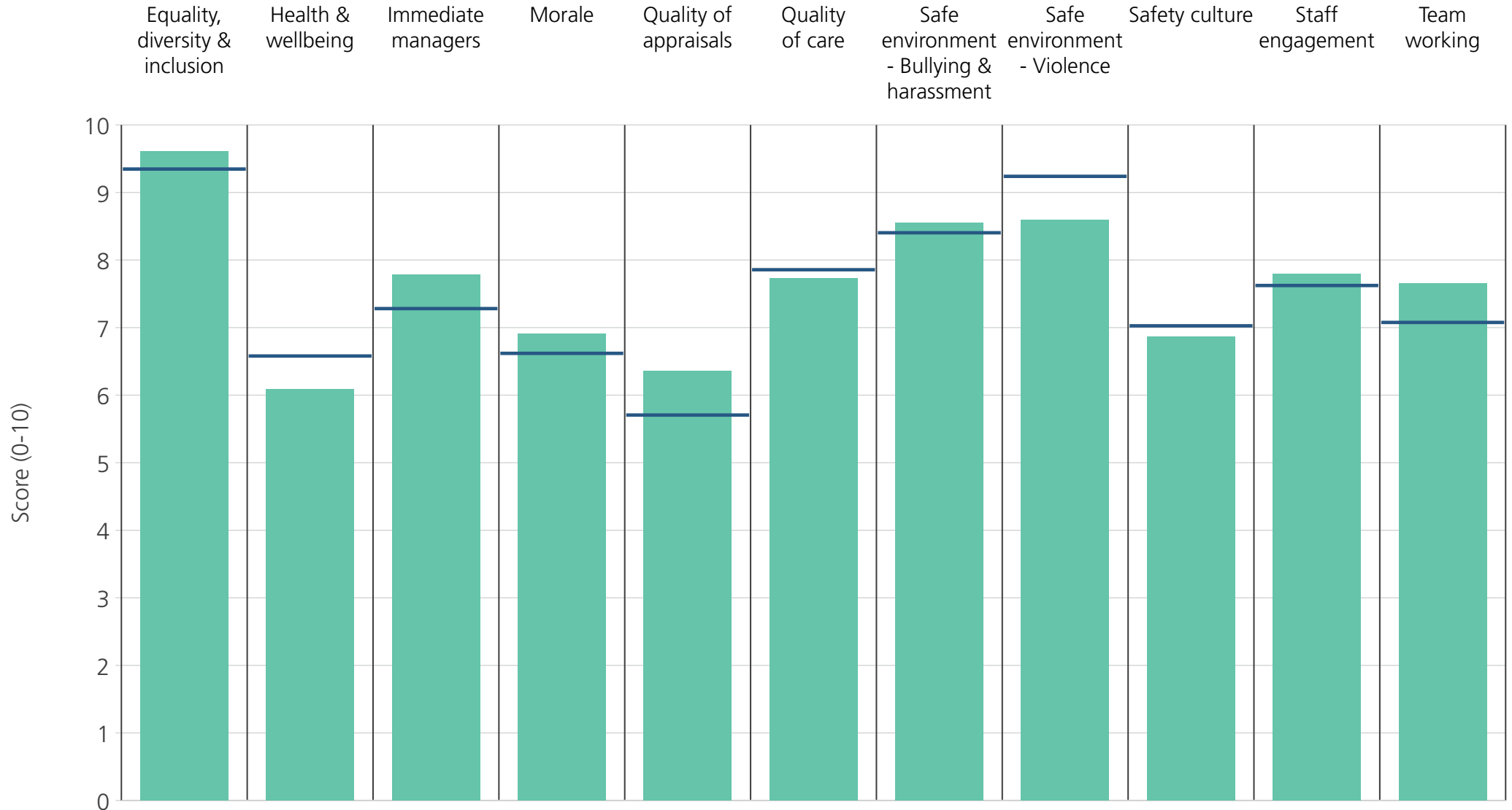
<b>Directorate</b>	9.6	5.2	7.1	6.6	5.5	8.0	8.8	9.2	6.6	7.5	7.1
<b>Your org</b>	9.3	6.6	7.3	6.6	5.7	7.9	8.4	9.2	7.0	7.6	7.1
<b>Responses</b>	27	27	27	26	25	27	26	26	27	27	27



<b>Directorate</b>	9.1	5.7	7.2	6.2	5.5	8.2	8.5	7.8	7.1	7.2	6.8
<b>Your org</b>	9.3	6.6	7.3	6.6	5.7	7.9	8.4	9.2	7.0	7.6	7.1
<b>Responses</b>	68	69	69	66	59	69	69	67	69	69	68

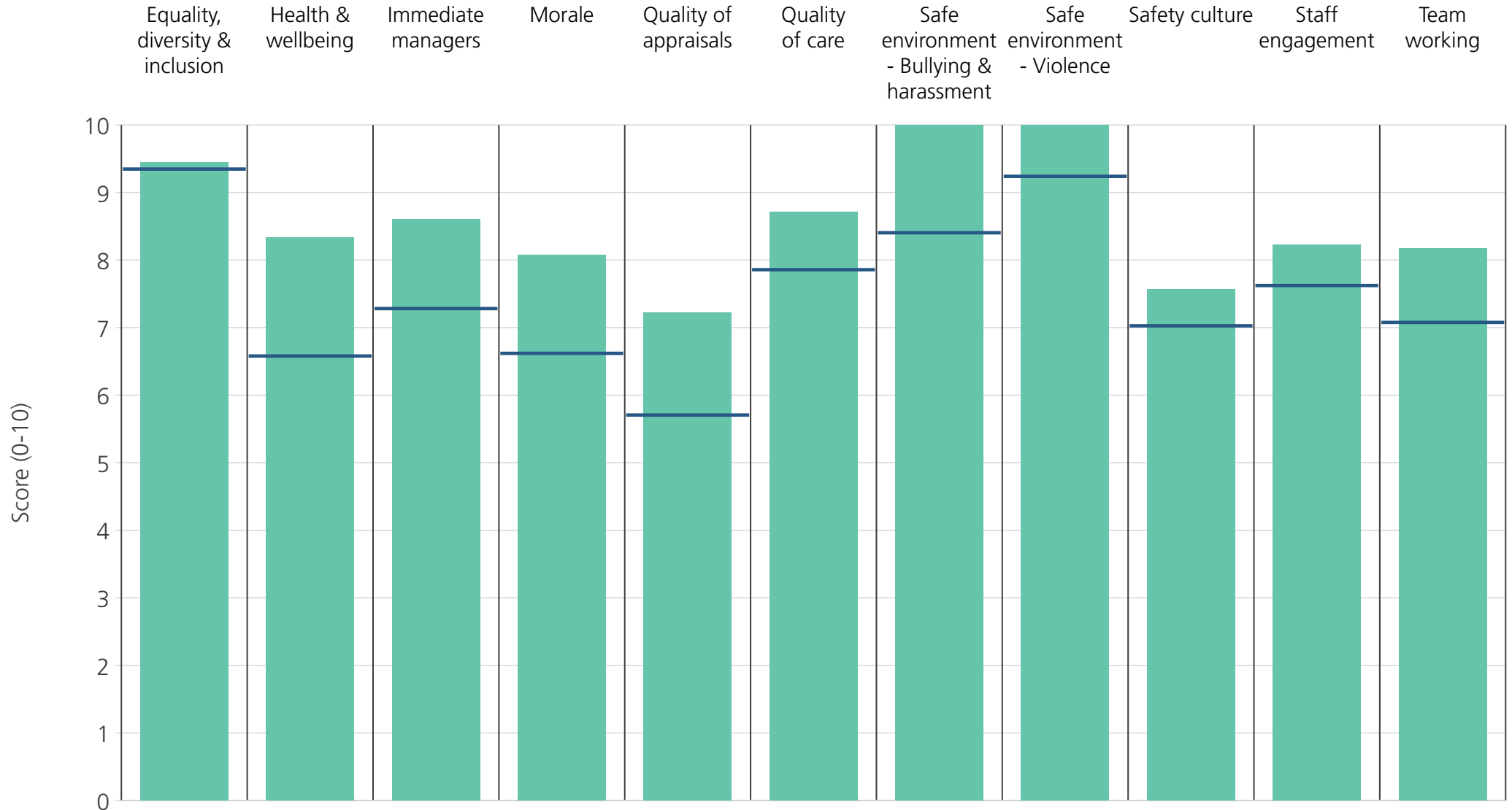


<b>Directorate</b>	9.5	7.2	7.2	6.4	5.4	7.6	8.8	9.9	6.9	7.6	6.8
<b>Your org</b>	9.3	6.6	7.3	6.6	5.7	7.9	8.4	9.2	7.0	7.6	7.1
<b>Responses</b>	245	245	246	237	190	146	245	243	243	246	245

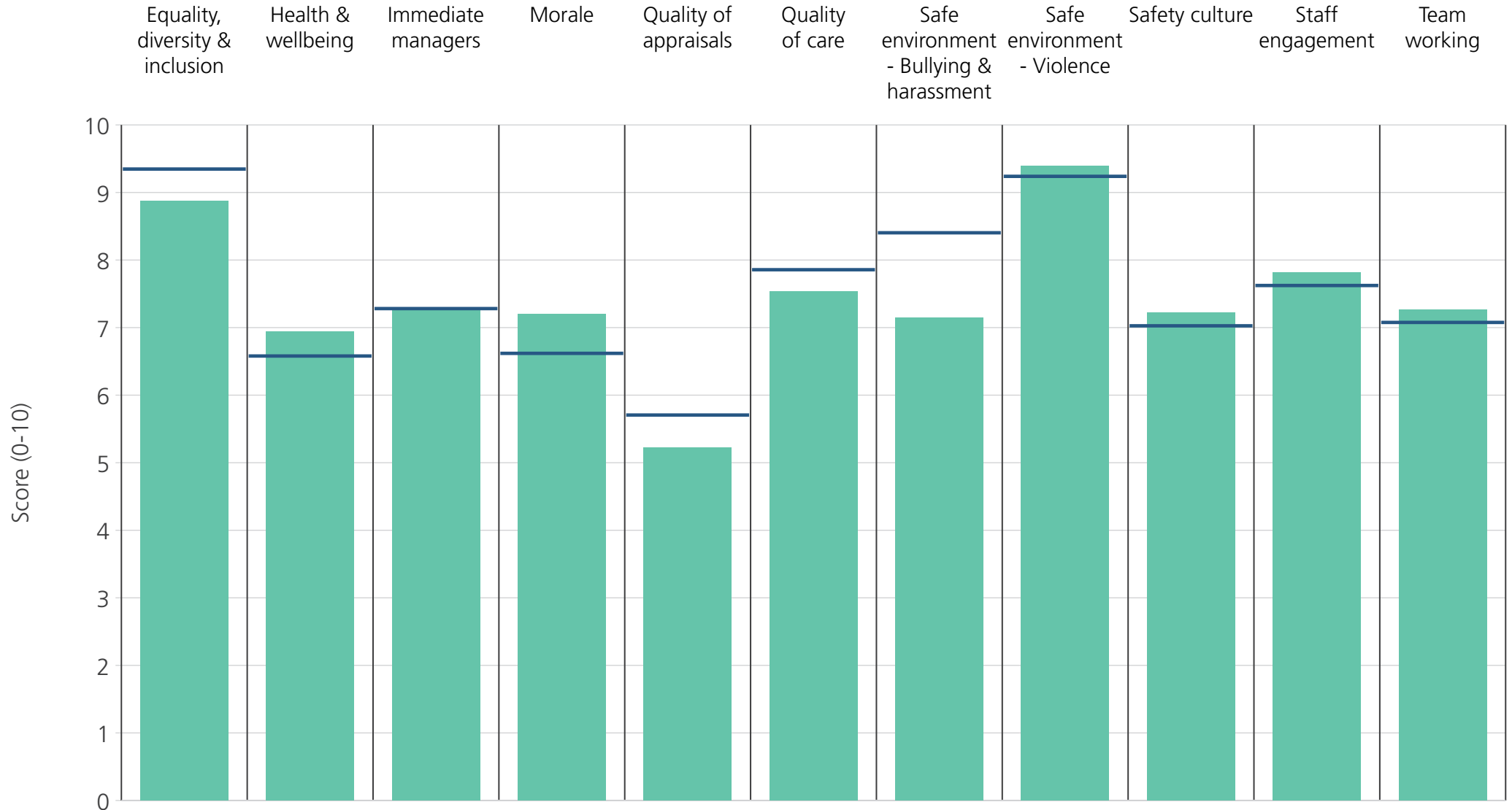


<b>Directorate</b>	9.6	6.1	7.8	6.9	6.4	7.7	8.5	8.6	6.9	7.8	7.7
<b>Your org</b>	9.3	6.6	7.3	6.6	5.7	7.9	8.4	9.2	7.0	7.6	7.1
<b>Responses</b>	71	71	72	71	67	72	71	71	71	72	72

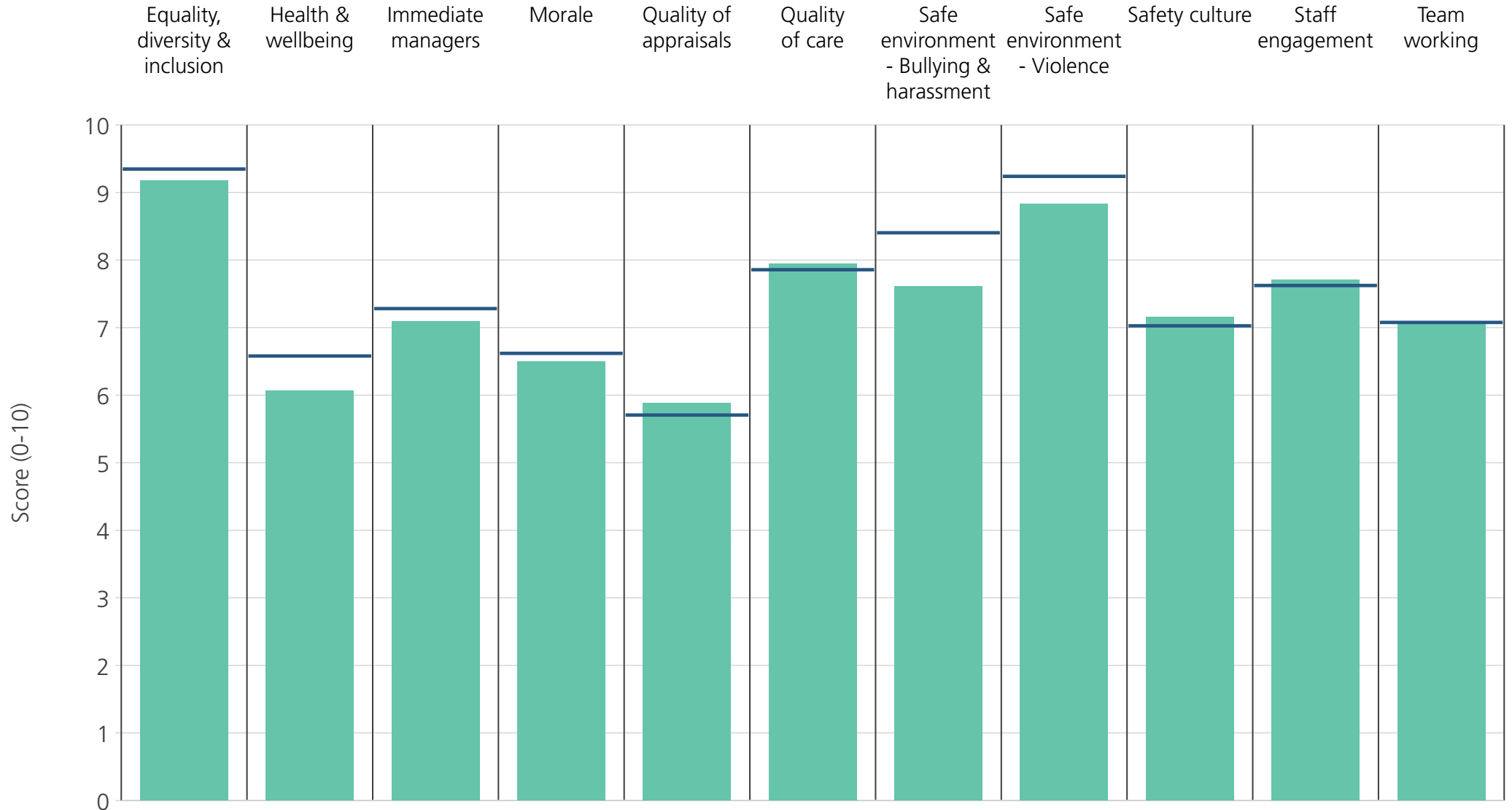




<b>Directorate</b>	9.4	8.3	8.6	8.1	7.2	8.7	10.0	10.0	7.6	8.2	8.2
<b>Your org</b>	9.3	6.6	7.3	6.6	5.7	7.9	8.4	9.2	7.0	7.6	7.1
<b>Responses</b>	24	24	24	24	22	22	24	24	24	24	24

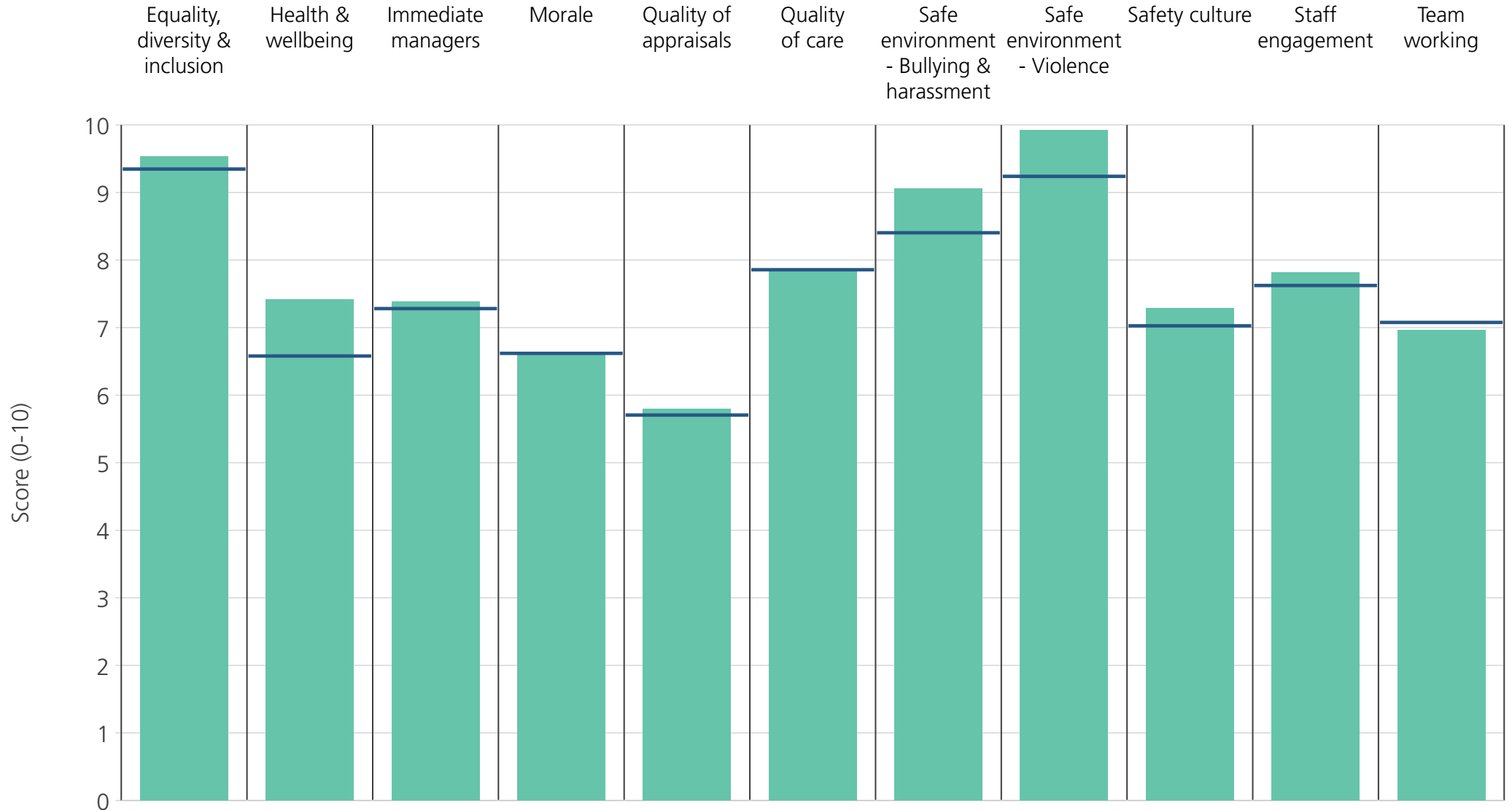


<b>Directorate</b>	8.9	6.9	7.3	7.2	5.2	7.5	7.1	9.4	7.2	7.8	7.3
<b>Your org</b>	9.3	6.6	7.3	6.6	5.7	7.9	8.4	9.2	7.0	7.6	7.1
<b>Responses</b>	49	49	48	48	49	47	49	49	49	48	48

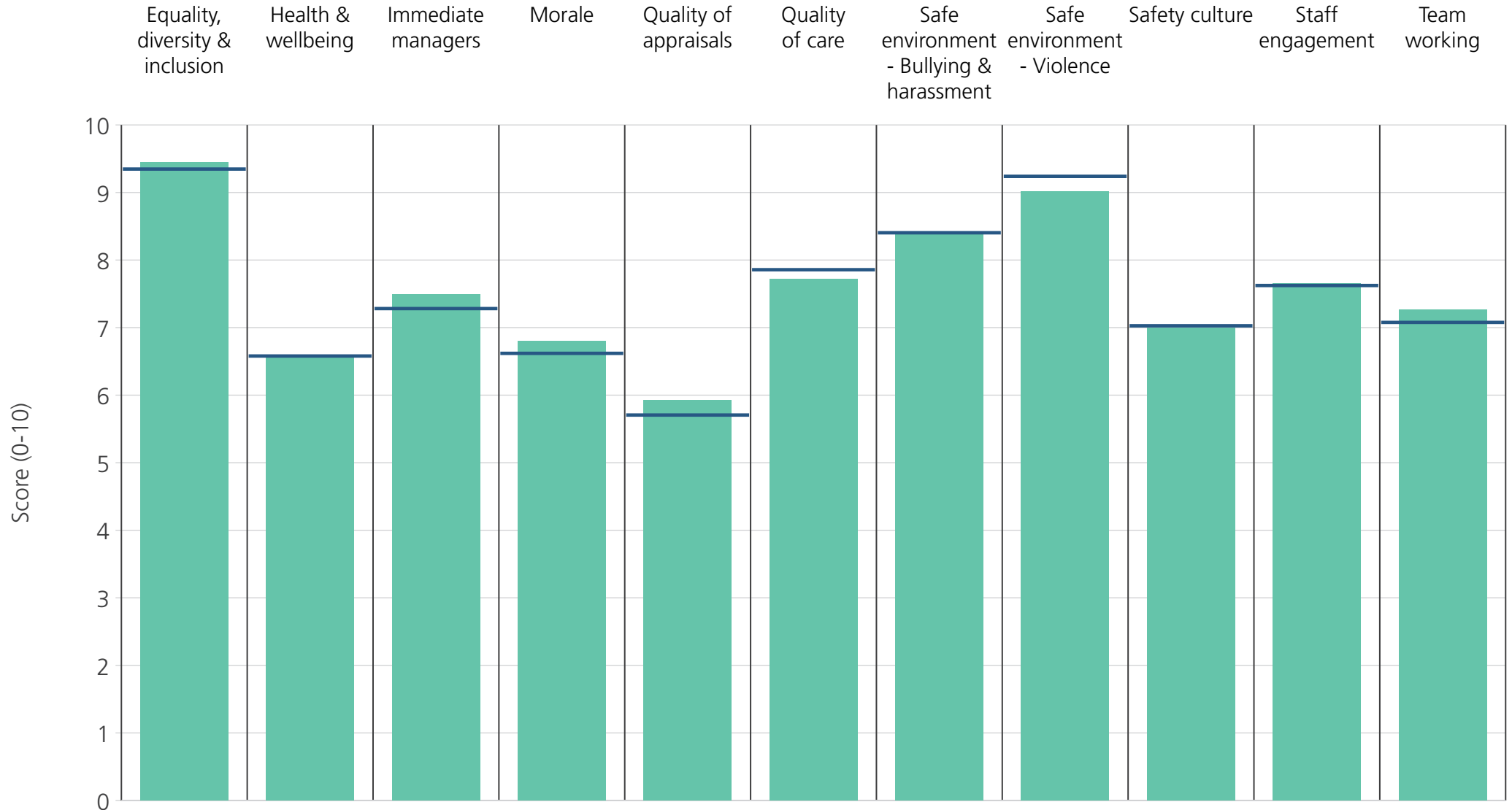


<b>Directorate</b>	9.2	6.1	7.1	6.5	5.9	7.9	7.6	8.8	7.2	7.7	7.0
<b>Your org</b>	9.3	6.6	7.3	6.6	5.7	7.9	8.4	9.2	7.0	7.6	7.1
<b>Responses</b>	131	133	133	130	116	131	132	131	132	133	133

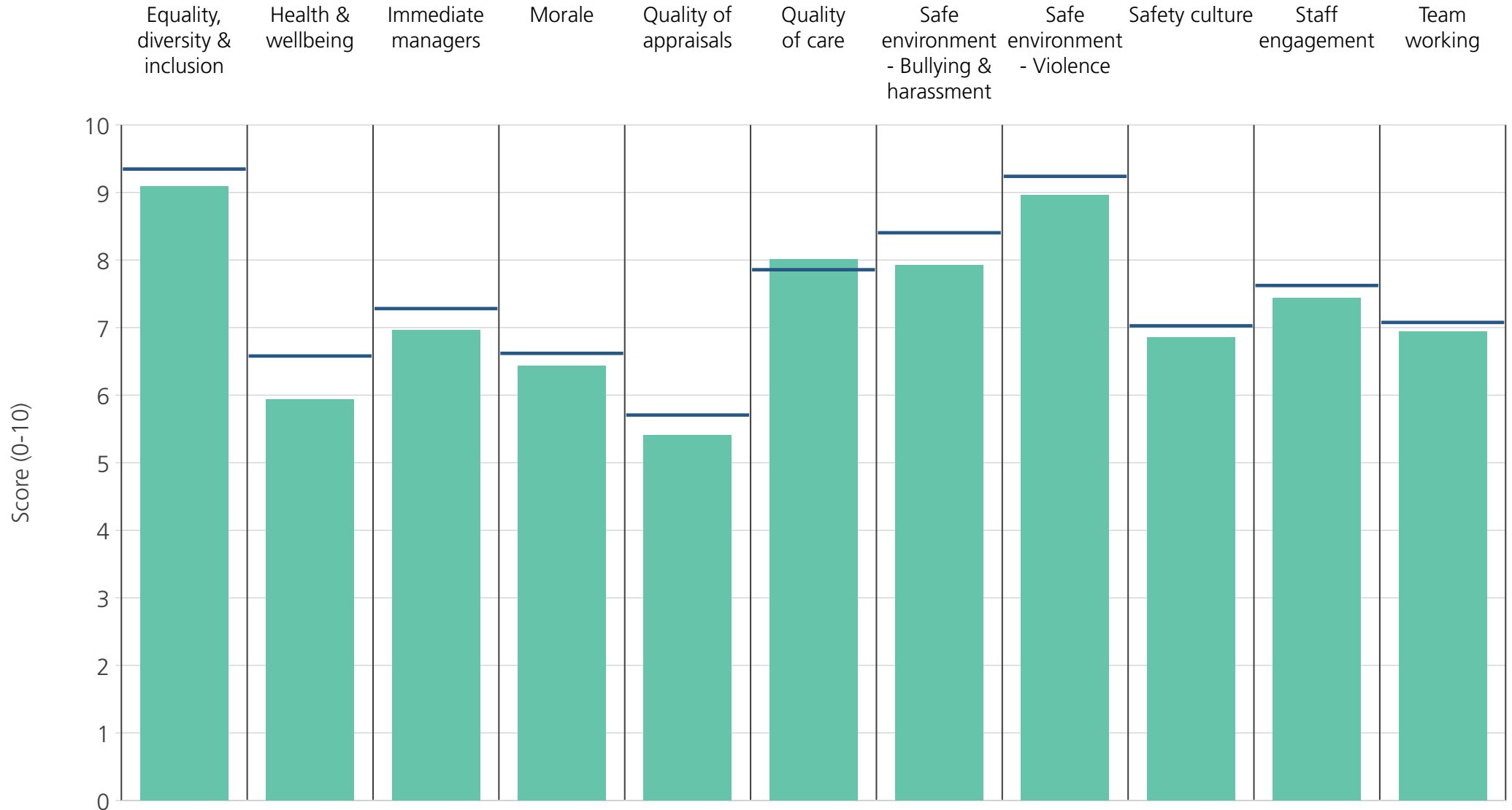
# Directorates 2



<b>Directorate</b>	9.5	7.4	7.4	6.6	5.8	7.9	9.1	9.9	7.3	7.8	7.0
<b>Your org</b>	9.3	6.6	7.3	6.6	5.7	7.9	8.4	9.2	7.0	7.6	7.1
<b>Responses</b>	164	164	164	160	129	84	164	164	164	164	164



<b>Directorate</b>	9.4	6.6	7.5	6.8	5.9	7.7	8.4	9.0	7.0	7.7	7.3
<b>Your org</b>	9.3	6.6	7.3	6.6	5.7	7.9	8.4	9.2	7.0	7.6	7.1
<b>Responses</b>	242	242	242	235	211	226	242	238	240	242	241



<b>Directorate</b>	9.1	5.9	7.0	6.4	5.4	8.0	7.9	9.0	6.9	7.4	6.9
<b>Your org</b>	9.3	6.6	7.3	6.6	5.7	7.9	8.4	9.2	7.0	7.6	7.1
<b>Responses</b>	209	212	213	207	188	204	210	209	211	213	212