

# Cambridge University Hospitals NHS Foundation Trust

2019 NHS Staff Survey

**Directorate Report**

**Contents**

Introduction . . . . .	3	Anaesthetics/ODN/Trauma . . . . .	26
Themes – Directorates 1 . . . . .	4	Cancer – Haematology . . . . .	27
Division B . . . . .	5	NICU . . . . .	28
Division A . . . . .	6	Ophthalmology Inpatients, Tracheostomy, Clinic 10, NF2, Audiology, Cochlear . . . . .	29
Division C . . . . .	7	Neuro - Rehab/Stroke . . . . .	30
Division D . . . . .	8	Support Services . . . . .	31
Corporate . . . . .	9	Neuro - Neurophysiology/Neuropsychology/Neurology . . . . .	32
Division E . . . . .	10	Neuro - Ophthalmology . . . . .	33
R&D . . . . .	11	Estates Operations . . . . .	34
Themes – Directorates 2 . . . . .	12	Pathology – Blood Sciences, Helpdesk & Haemostasis . . . . .	35
Theatres . . . . .	13	Other . . . . .	36
Critical Care . . . . .	14		
Cardio/metabolic . . . . .	15		
R&D . . . . .	16		
Outpatients . . . . .	17		
Pharmacy . . . . .	18		
Digestive Dis . . . . .	19		
Emergency Department . . . . .	20		
Cancer – Oncology . . . . .	21		
Musculoskeletal/T&O . . . . .	22		
Pathology – Histopathology and Post Mortem Room . . . . .	23		
Neuro - Neurosurgery . . . . .	24		
Physiotherapy . . . . .	25		

This directorate report for Cambridge University Hospitals NHS Foundation Trust contains results by directorate for themes from the 2019 NHS Staff Survey. These results are compared to the unweighted average for your organisation.

**Please note:** It is possible that there are differences between the 'Your org' scores reported in this directorate report and those in the benchmark report. This is because the results in the benchmark report are weighted to allow for fair comparisons between organisations of a similar type. However, in this report comparisons are made within your organisation so the unweighted organisation result is a more appropriate point of comparison.

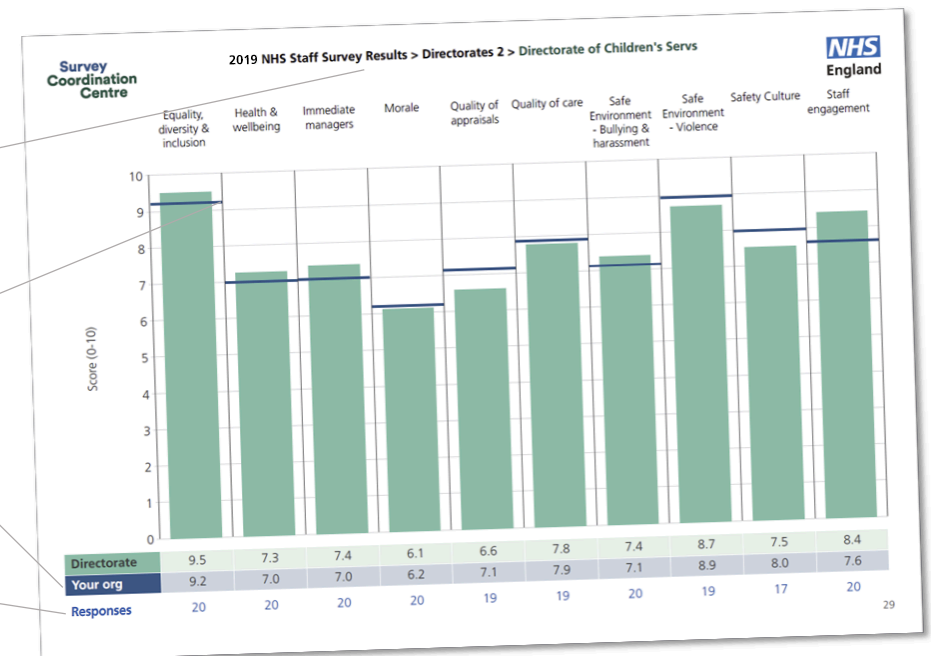
The directorate breakdowns used in this report were provided and defined by Cambridge University Hospitals NHS Foundation Trust. Details of how the theme scores were calculated are included in the Technical Document, available to download from our [results website](#).

## Key features

Breakdown type and **directorate name** are specified in the header. Black text in the header is hyperlinked: clicking on '2019 NHS Staff Survey Results' navigates back to the contents page.

Directorate results are presented in the context of the (unweighted) **organisation average ('Your org')**, so it is easy to tell if a directorate is performing better or worse than the organisation average. For all themes, a higher score is a better result than a lower score.

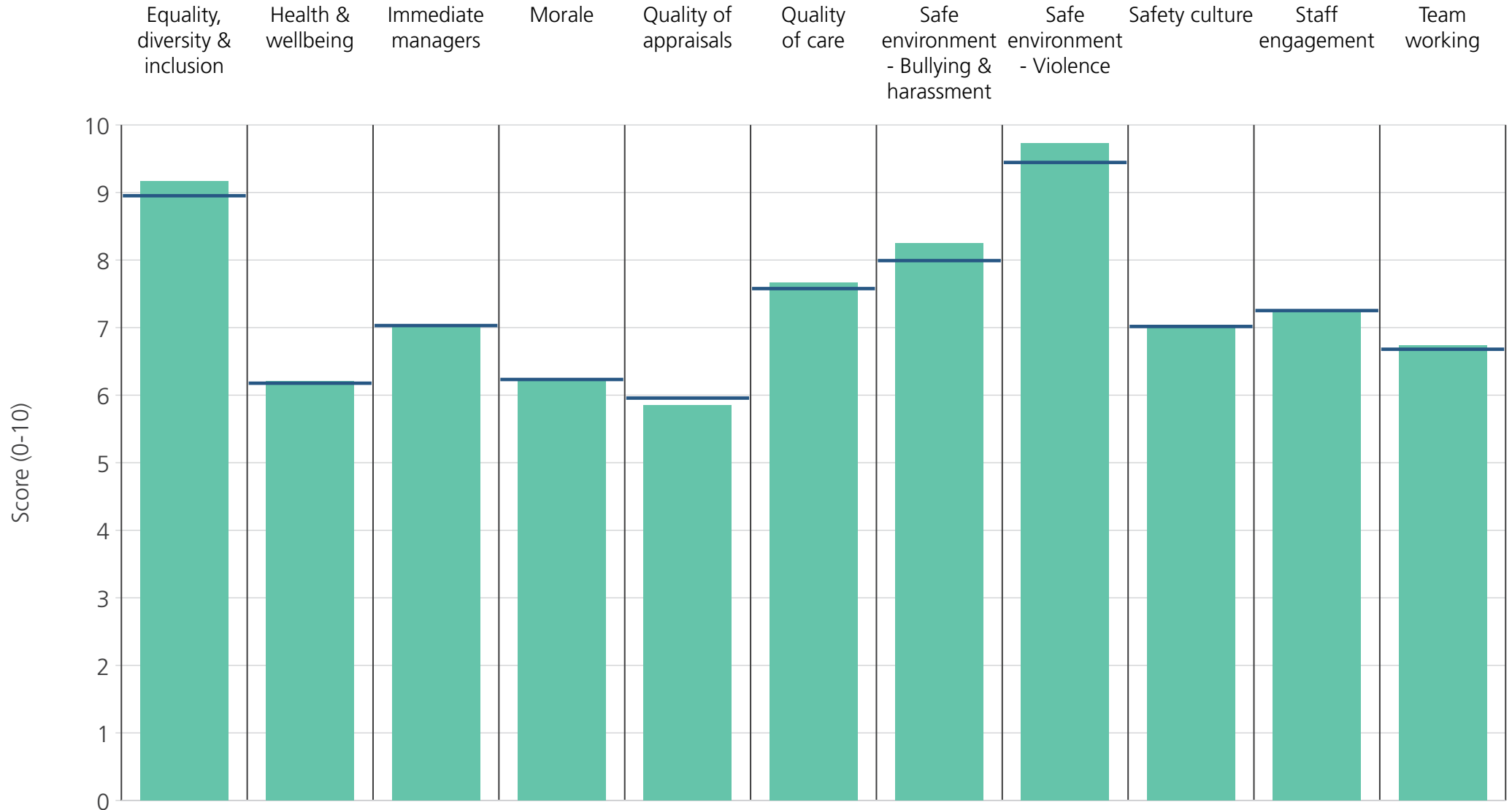
The **number of responses** feeding into each theme score **for the given directorate** is specified below the table containing the directorate and trust scores.



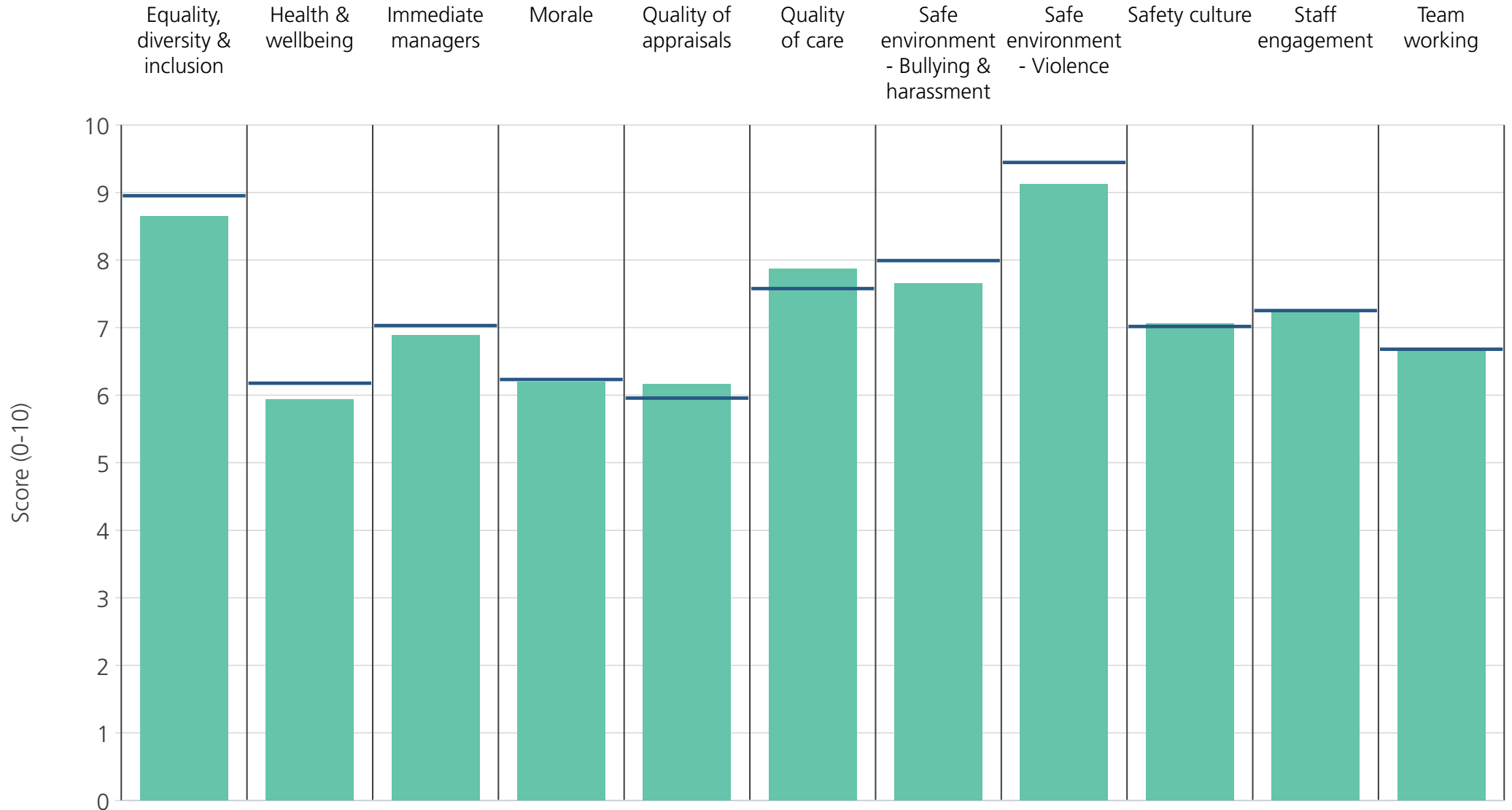
**! Note:** when there are less than 11 responses in a group, results are suppressed to protect staff confidentiality

# Directorates 1

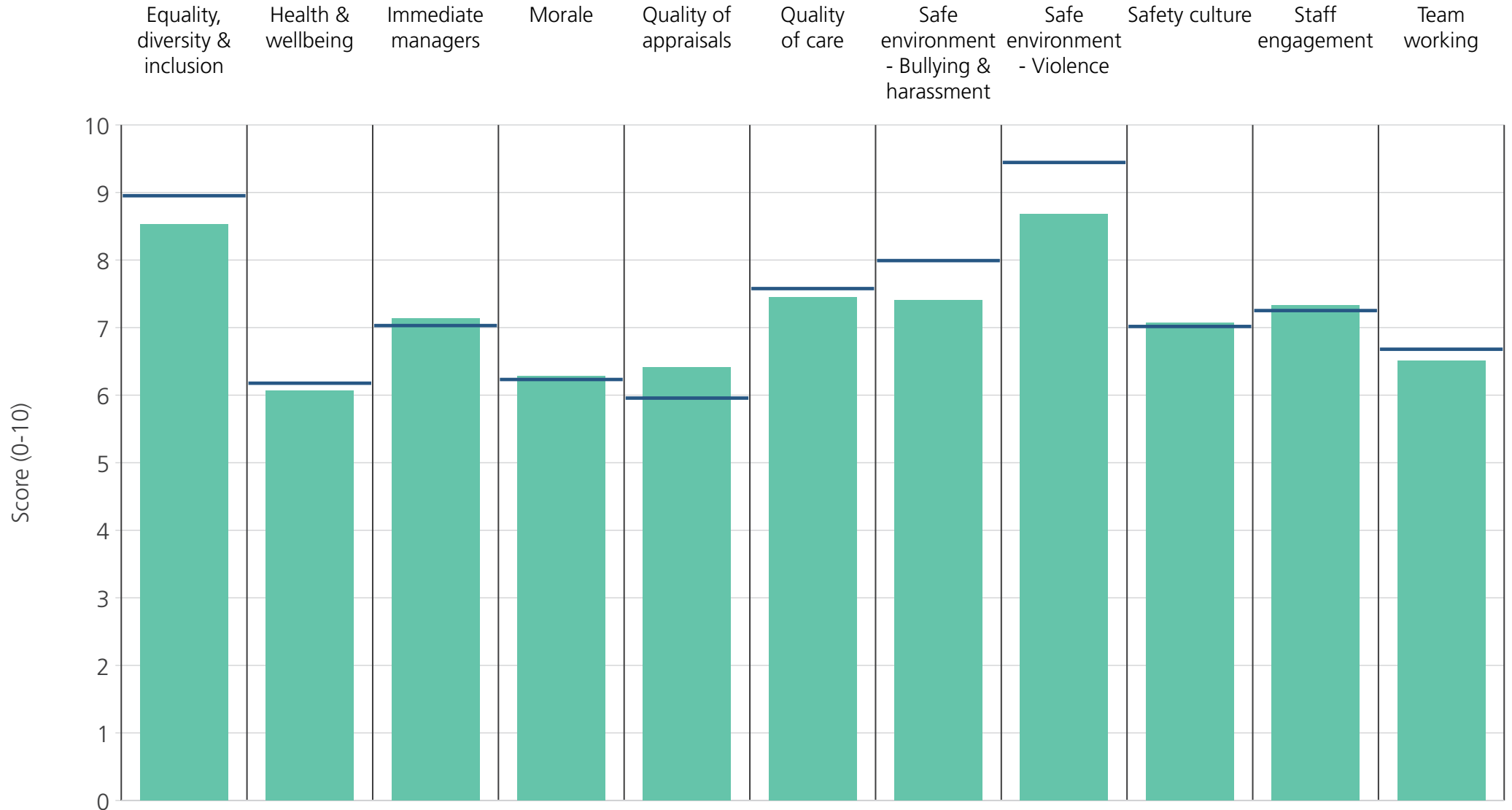
Cambridge University Hospitals NHS Foundation Trust  
2019 NHS Staff Survey Results



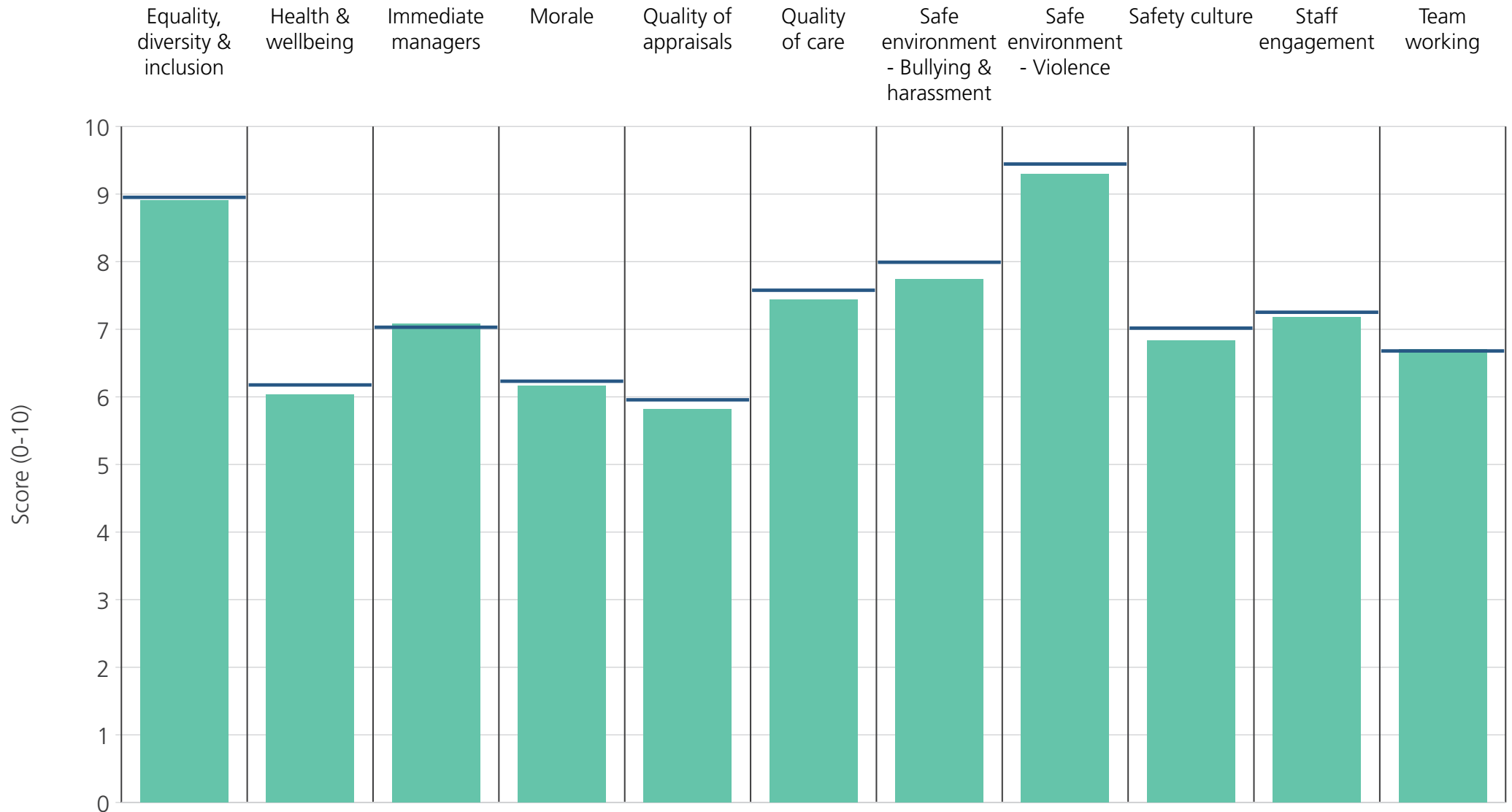
<b>Directorate</b>	9.2	6.2	7.0	6.2	5.8	7.7	8.2	9.7	7.0	7.3	6.7
<b>Your org</b>	9.0	6.2	7.0	6.2	6.0	7.6	8.0	9.4	7.0	7.3	6.7
<b>Responses</b>	1480	1489	1489	1461	1347	1390	1477	1481	1480	1502	1482



<b>Directorate</b>	8.6	5.9	6.9	6.2	6.2	7.9	7.6	9.1	7.1	7.3	6.7
<b>Your org</b>	9.0	6.2	7.0	6.2	6.0	7.6	8.0	9.4	7.0	7.3	6.7
<b>Responses</b>	1140	1149	1151	1121	1070	1127	1132	1132	1137	1164	1154

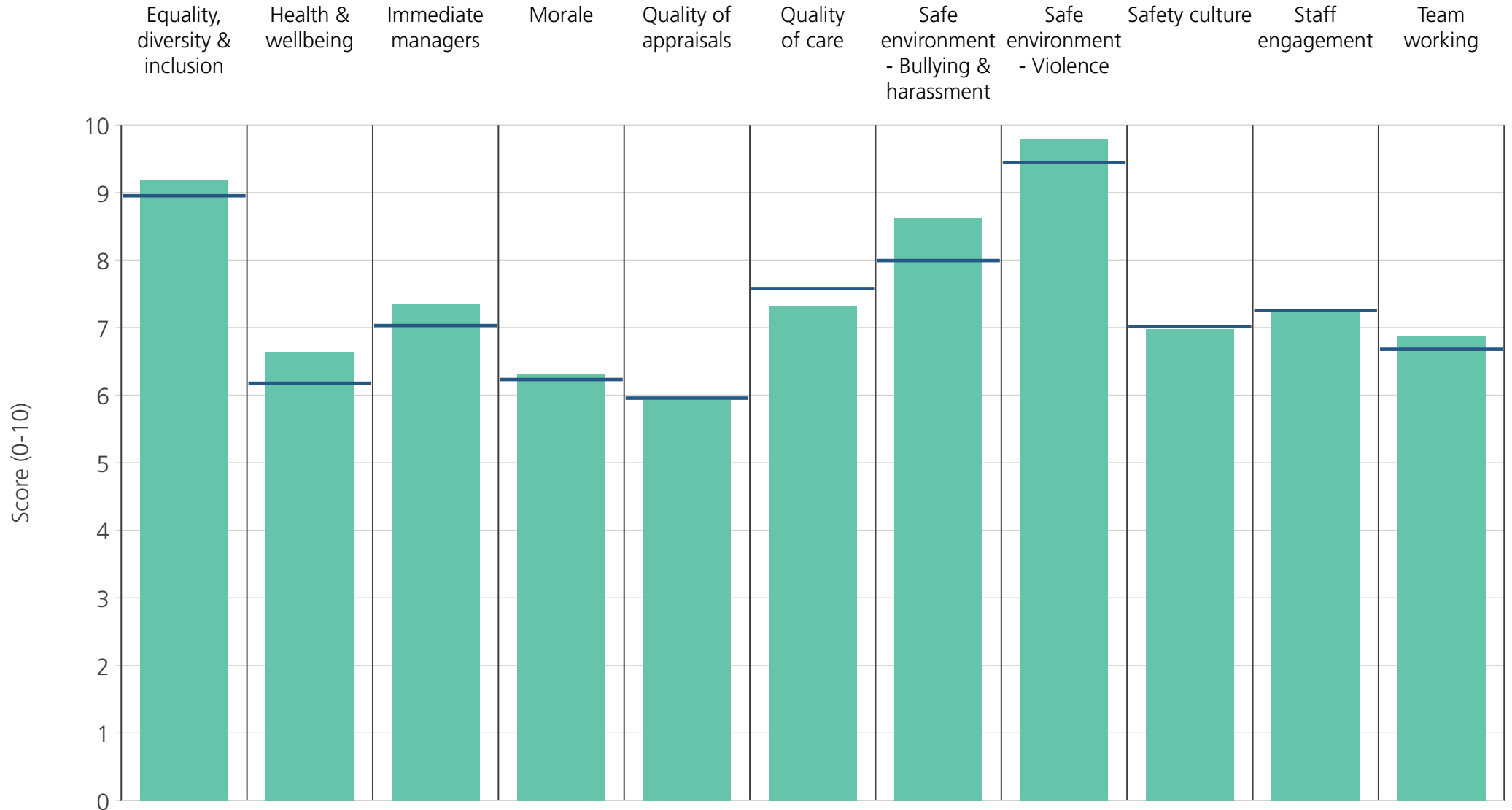


<b>Directorate</b>	8.5	6.1	7.1	6.3	6.4	7.4	7.4	8.7	7.1	7.3	6.5
<b>Your org</b>	9.0	6.2	7.0	6.2	6.0	7.6	8.0	9.4	7.0	7.3	6.7
<b>Responses</b>	761	765	769	740	676	764	752	755	756	782	770

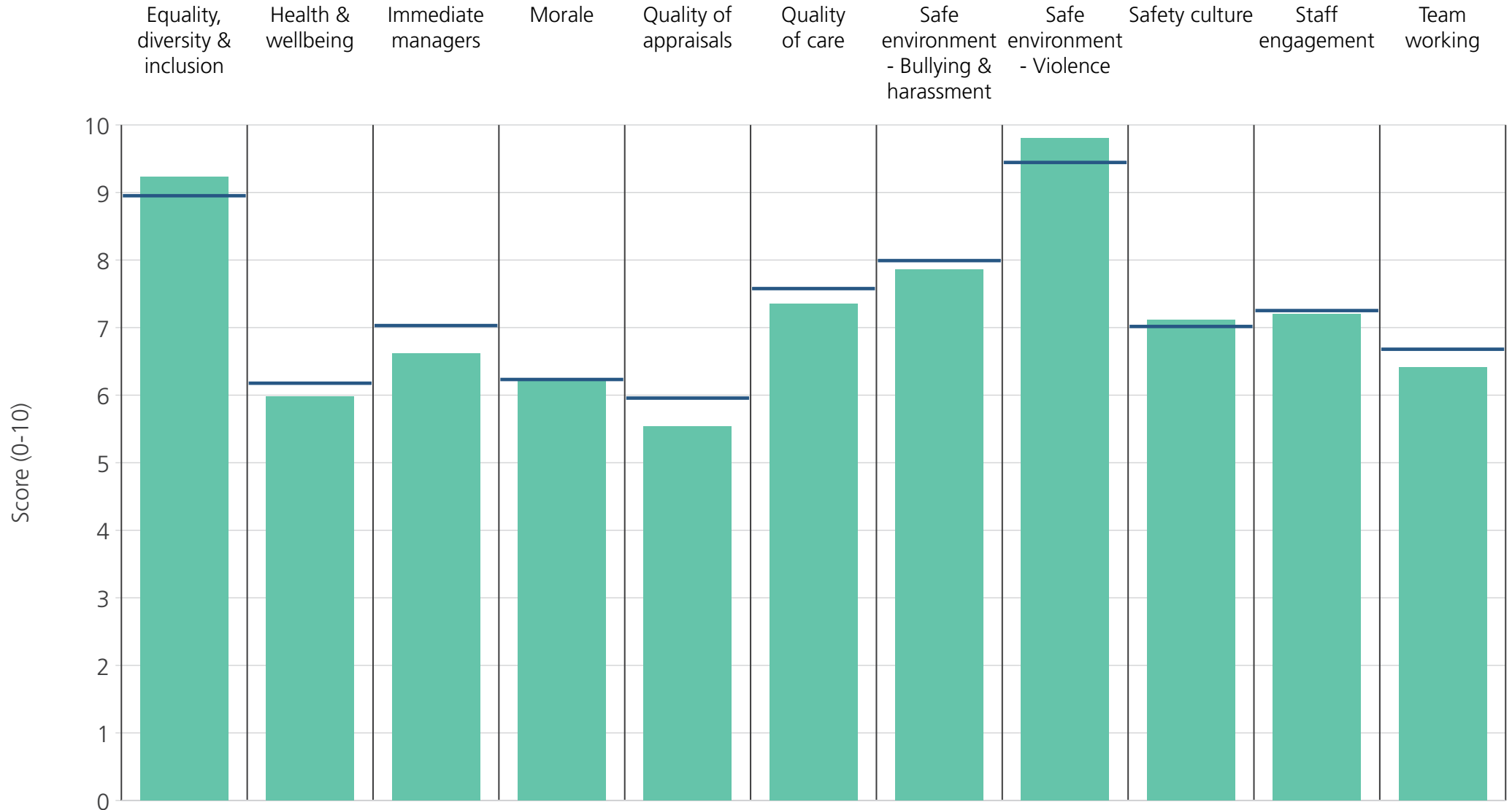


<b>Directorate</b>	8.9	6.0	7.1	6.2	5.8	7.4	7.7	9.3	6.8	7.2	6.7
<b>Your org</b>	9.0	6.2	7.0	6.2	6.0	7.6	8.0	9.4	7.0	7.3	6.7
<b>Responses</b>	592	594	598	577	538	579	590	591	589	607	603

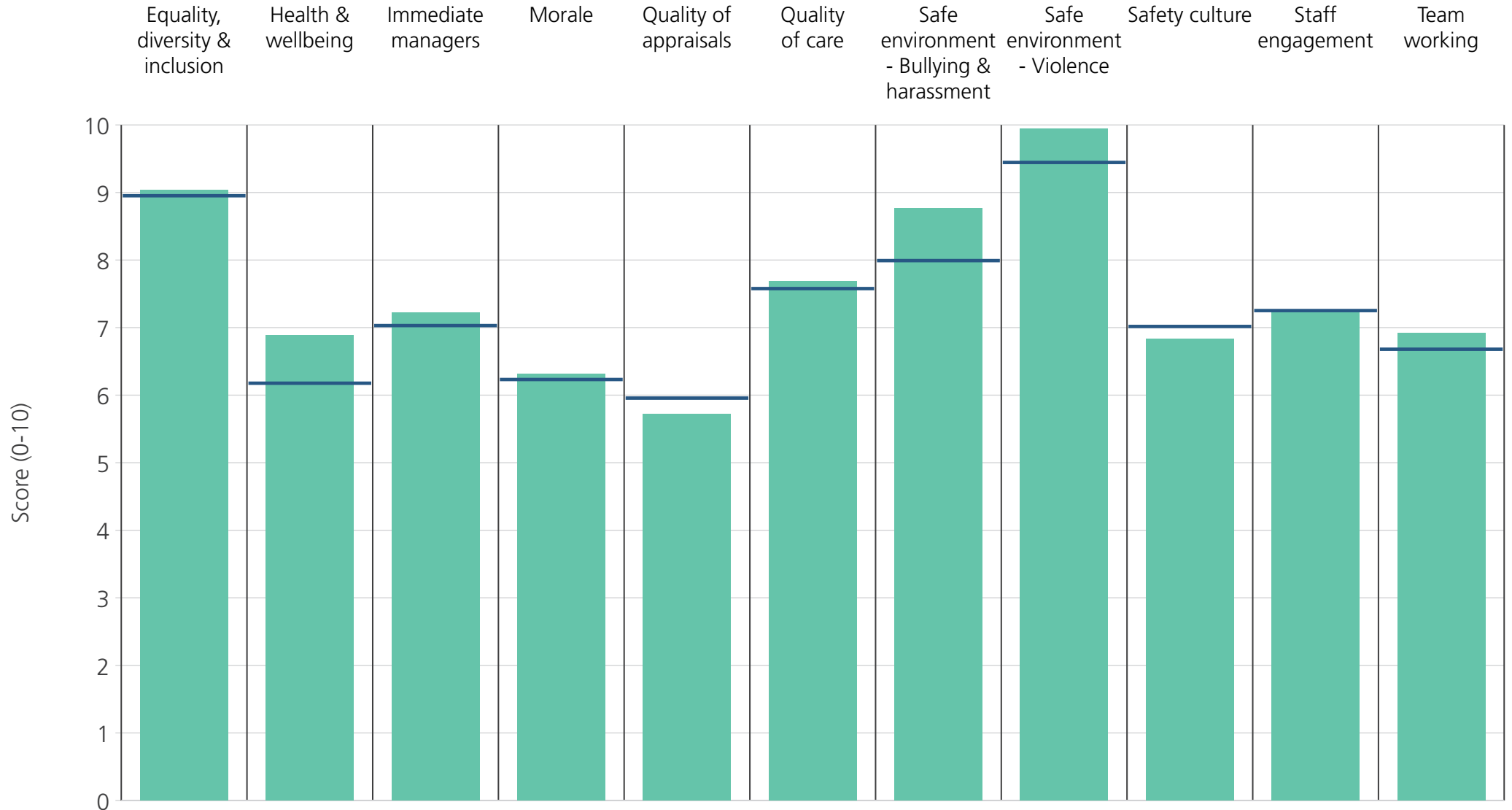




<b>Directorate</b>	9.2	6.6	7.3	6.3	5.9	7.3	8.6	9.8	7.0	7.3	6.9
<b>Your org</b>	9.0	6.2	7.0	6.2	6.0	7.6	8.0	9.4	7.0	7.3	6.7
<b>Responses</b>	853	858	858	848	788	516	846	854	852	866	854



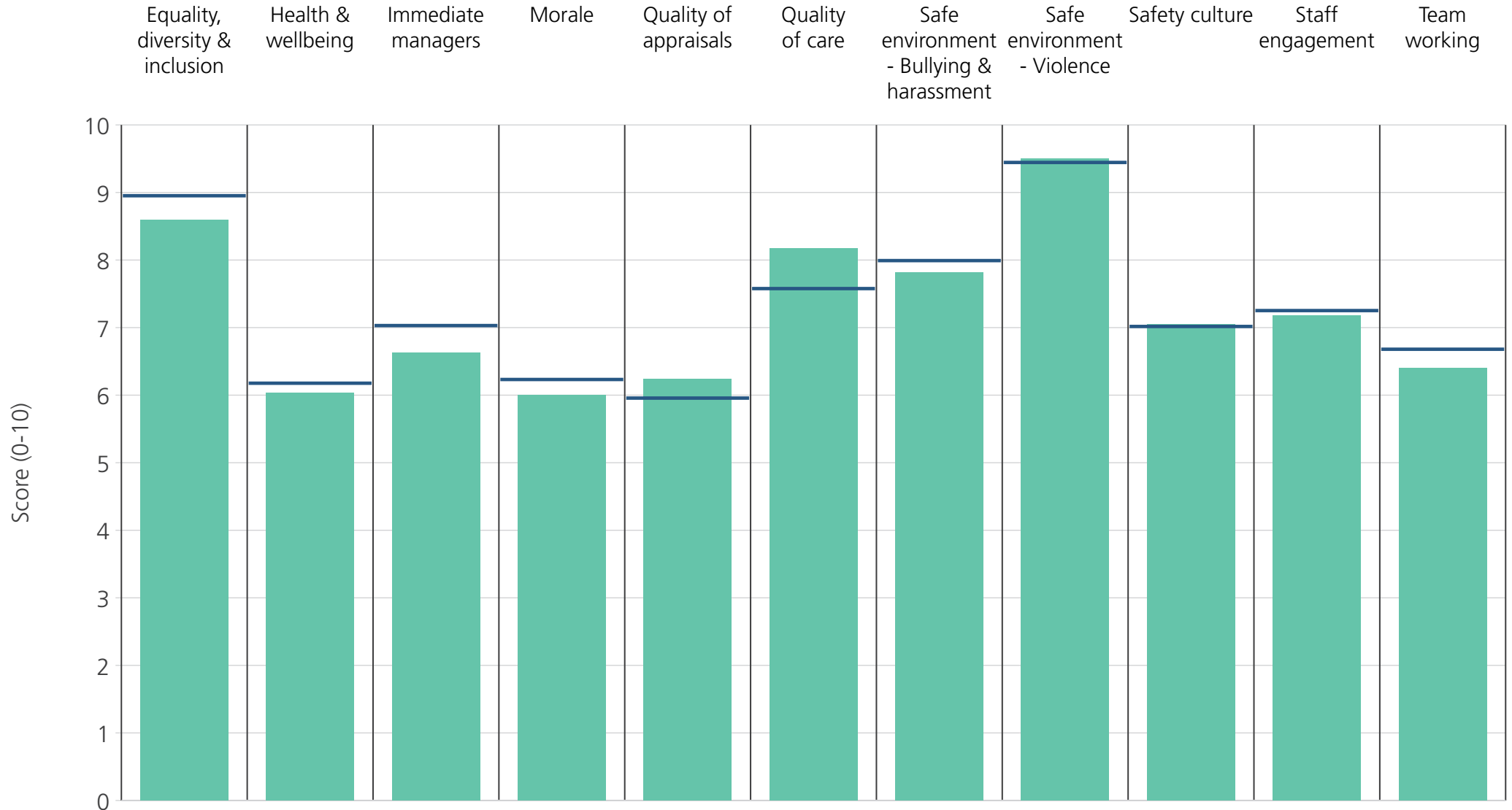
<b>Directorate</b>	9.2	6.0	6.6	6.2	5.5	7.4	7.9	9.8	7.1	7.2	6.4
<b>Your org</b>	9.0	6.2	7.0	6.2	6.0	7.6	8.0	9.4	7.0	7.3	6.7
<b>Responses</b>	620	627	628	612	576	608	617	622	619	635	626



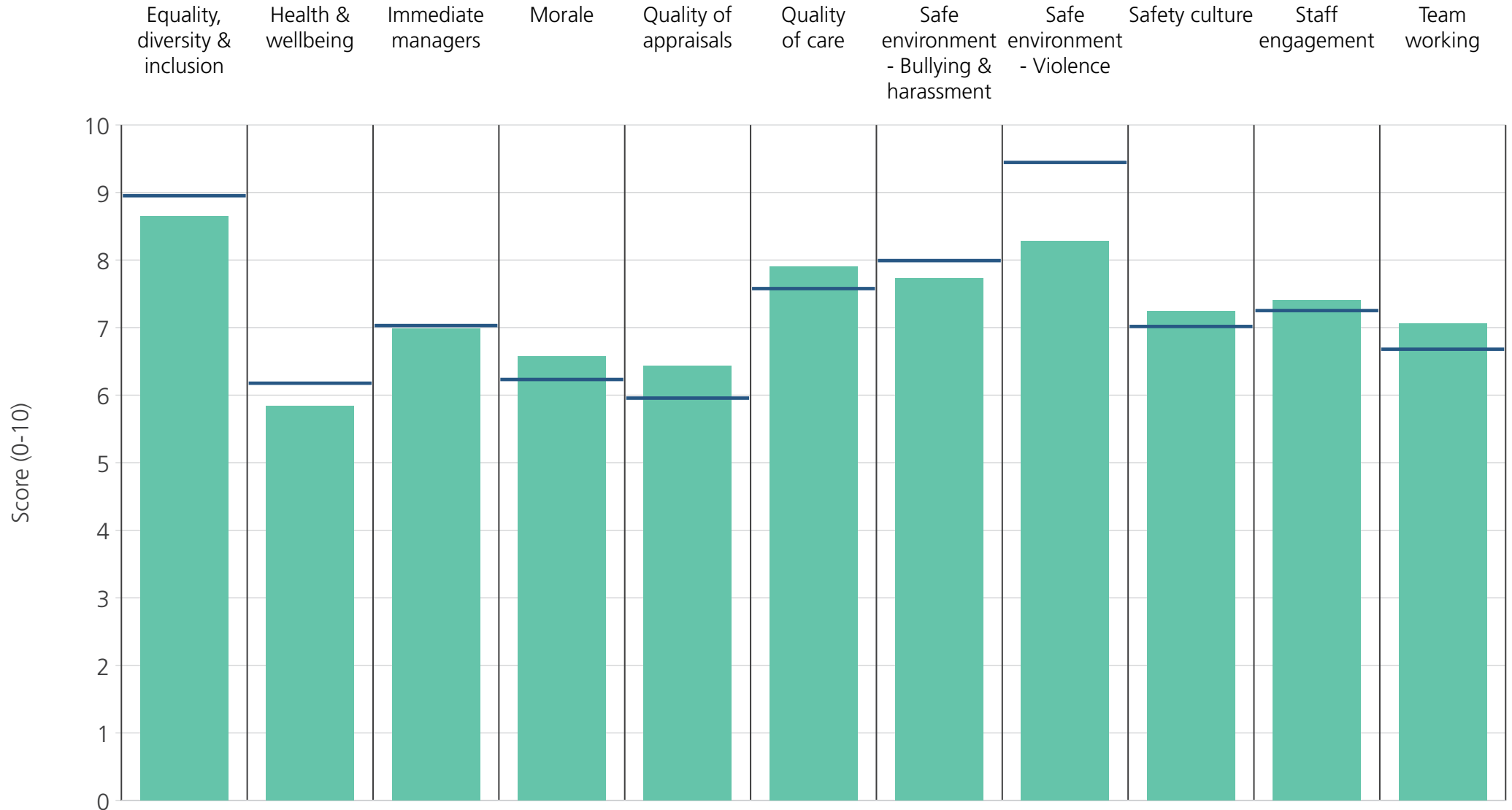
<b>Directorate</b>	9.0	6.9	7.2	6.3	5.7	7.7	8.8	9.9	6.8	7.2	6.9
<b>Your org</b>	9.0	6.2	7.0	6.2	6.0	7.6	8.0	9.4	7.0	7.3	6.7
<b>Responses</b>	197	197	197	193	184	139	196	195	196	199	197

# Directorates 2

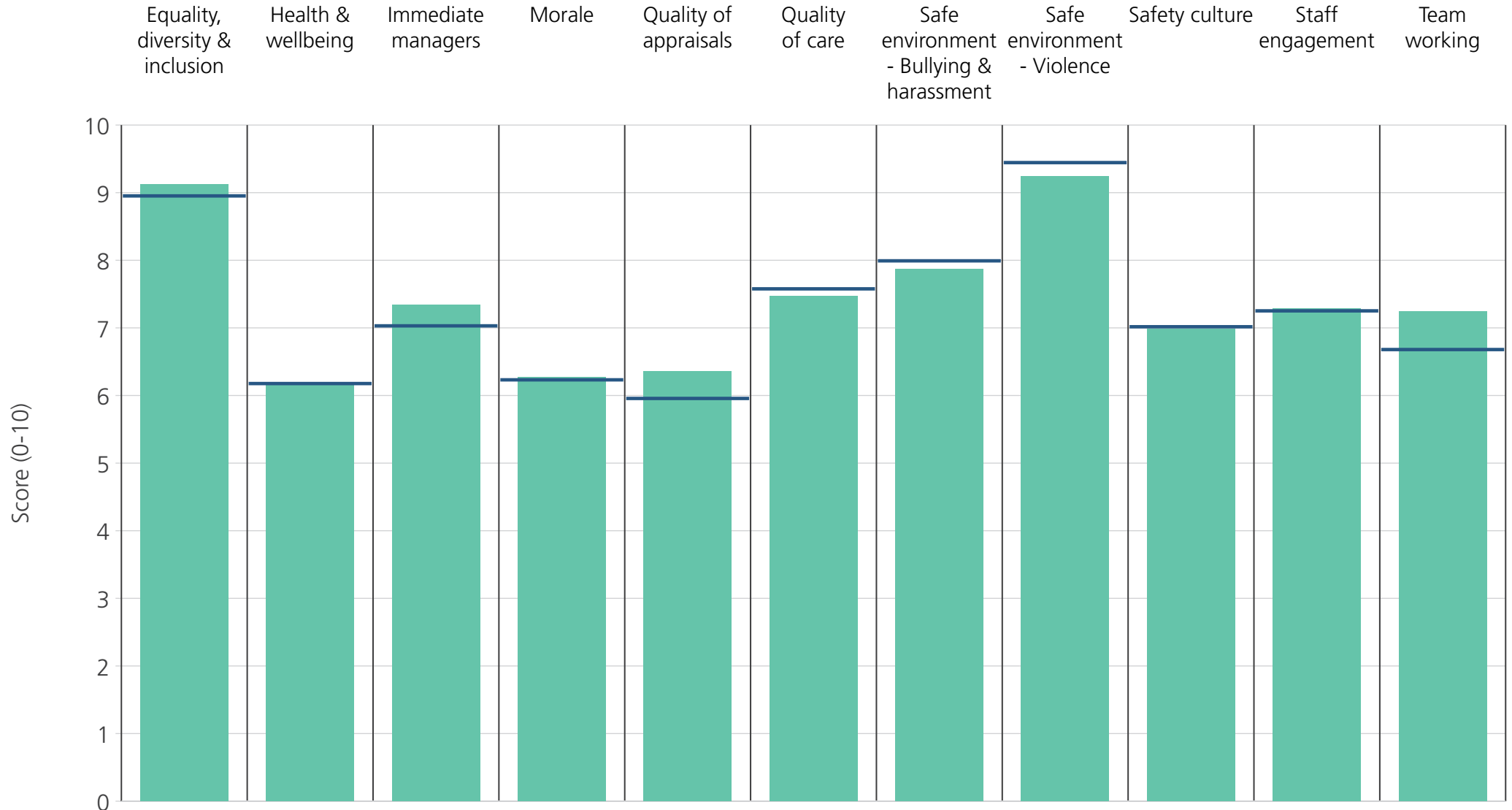
Cambridge University Hospitals NHS Foundation Trust  
2019 NHS Staff Survey Results



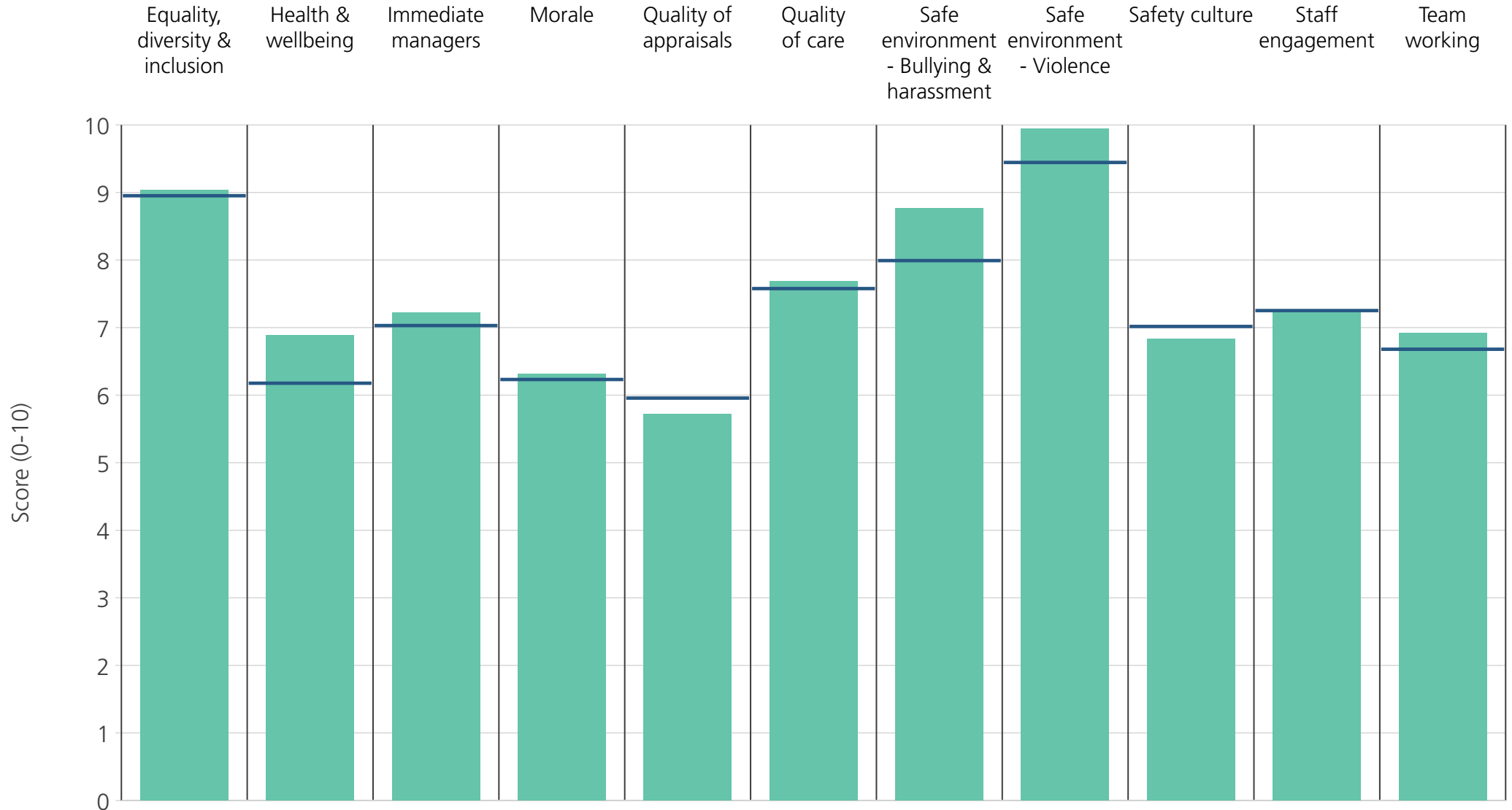
<b>Directorate</b>	8.6	6.0	6.6	6.0	6.2	8.2	7.8	9.5	7.1	7.2	6.4
<b>Your org</b>	9.0	6.2	7.0	6.2	6.0	7.6	8.0	9.4	7.0	7.3	6.7
<b>Responses</b>	381	386	386	379	372	383	378	381	383	391	384



<b>Directorate</b>	8.7	5.8	7.0	6.6	6.4	7.9	7.7	8.3	7.2	7.4	7.1
<b>Your org</b>	9.0	6.2	7.0	6.2	6.0	7.6	8.0	9.4	7.0	7.3	6.7
<b>Responses</b>	242	244	242	232	223	243	241	239	239	243	244

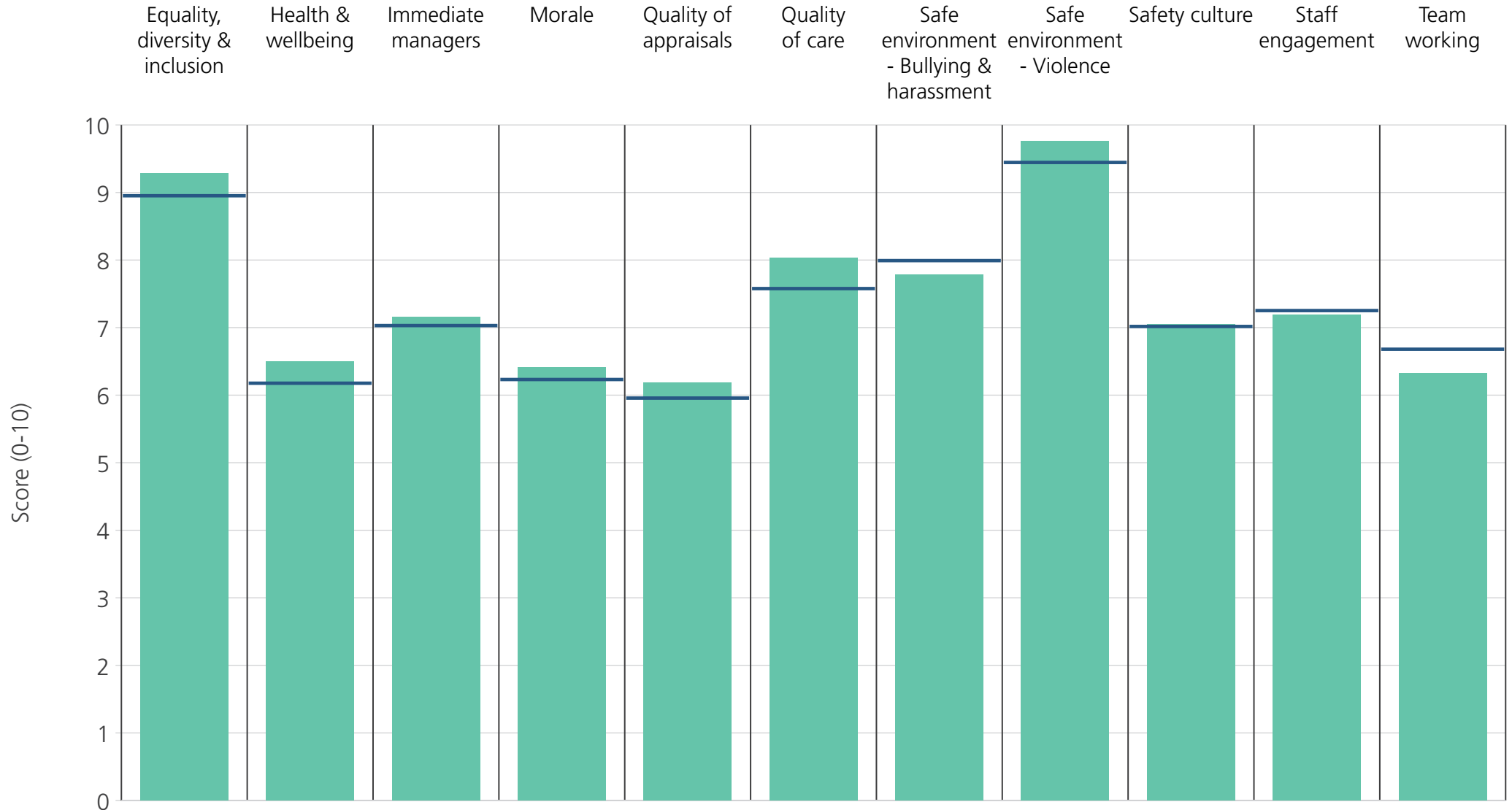


<b>Directorate</b>	9.1	6.1	7.3	6.3	6.4	7.5	7.9	9.2	7.0	7.3	7.2
<b>Your org</b>	9.0	6.2	7.0	6.2	6.0	7.6	8.0	9.4	7.0	7.3	6.7
<b>Responses</b>	193	192	193	186	178	187	192	192	190	194	193

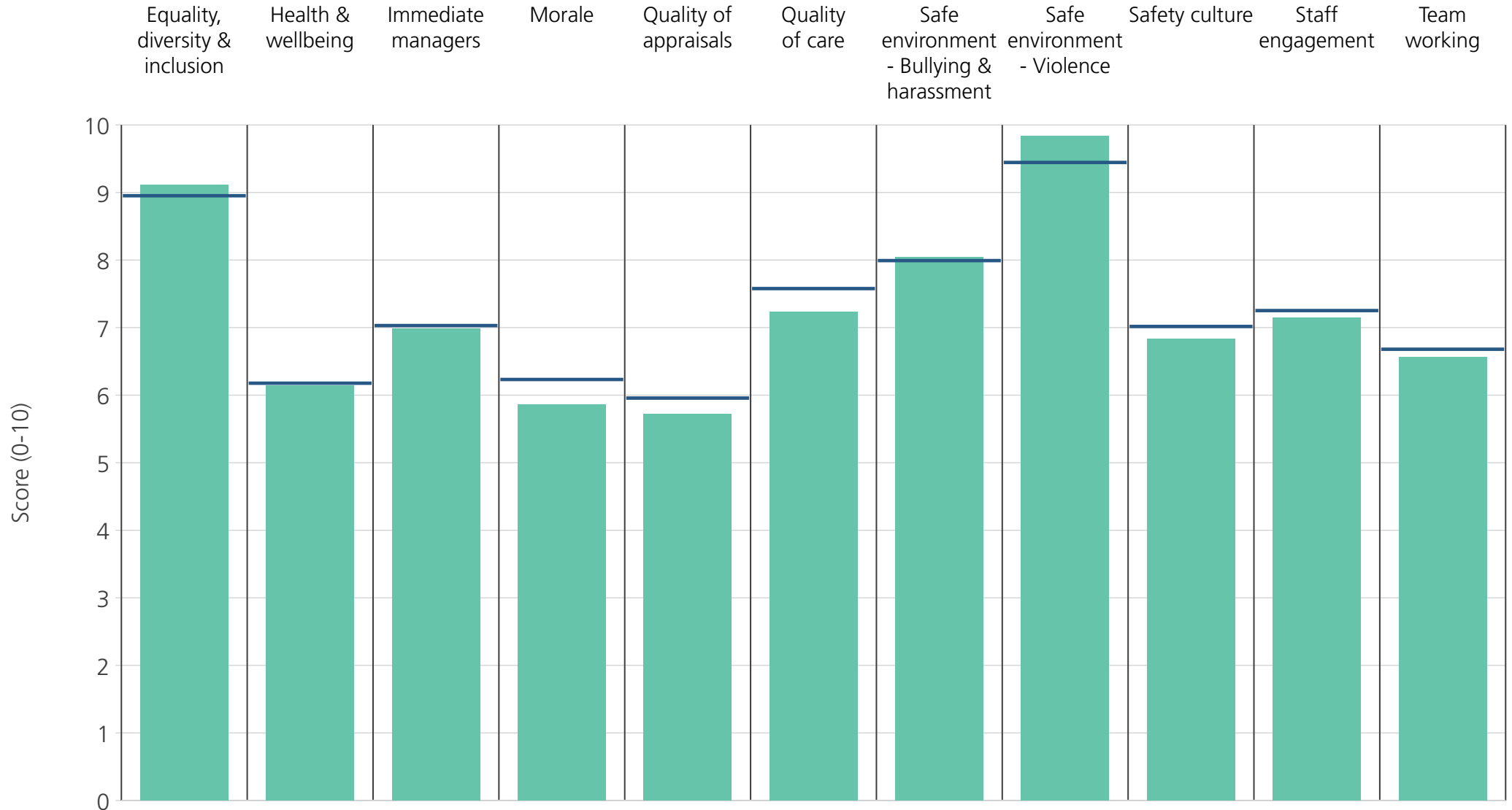


<b>Directorate</b>	9.0	6.9	7.2	6.3	5.7	7.7	8.8	9.9	6.8	7.2	6.9
<b>Your org</b>	9.0	6.2	7.0	6.2	6.0	7.6	8.0	9.4	7.0	7.3	6.7
<b>Responses</b>	197	197	197	193	184	139	196	195	196	199	197

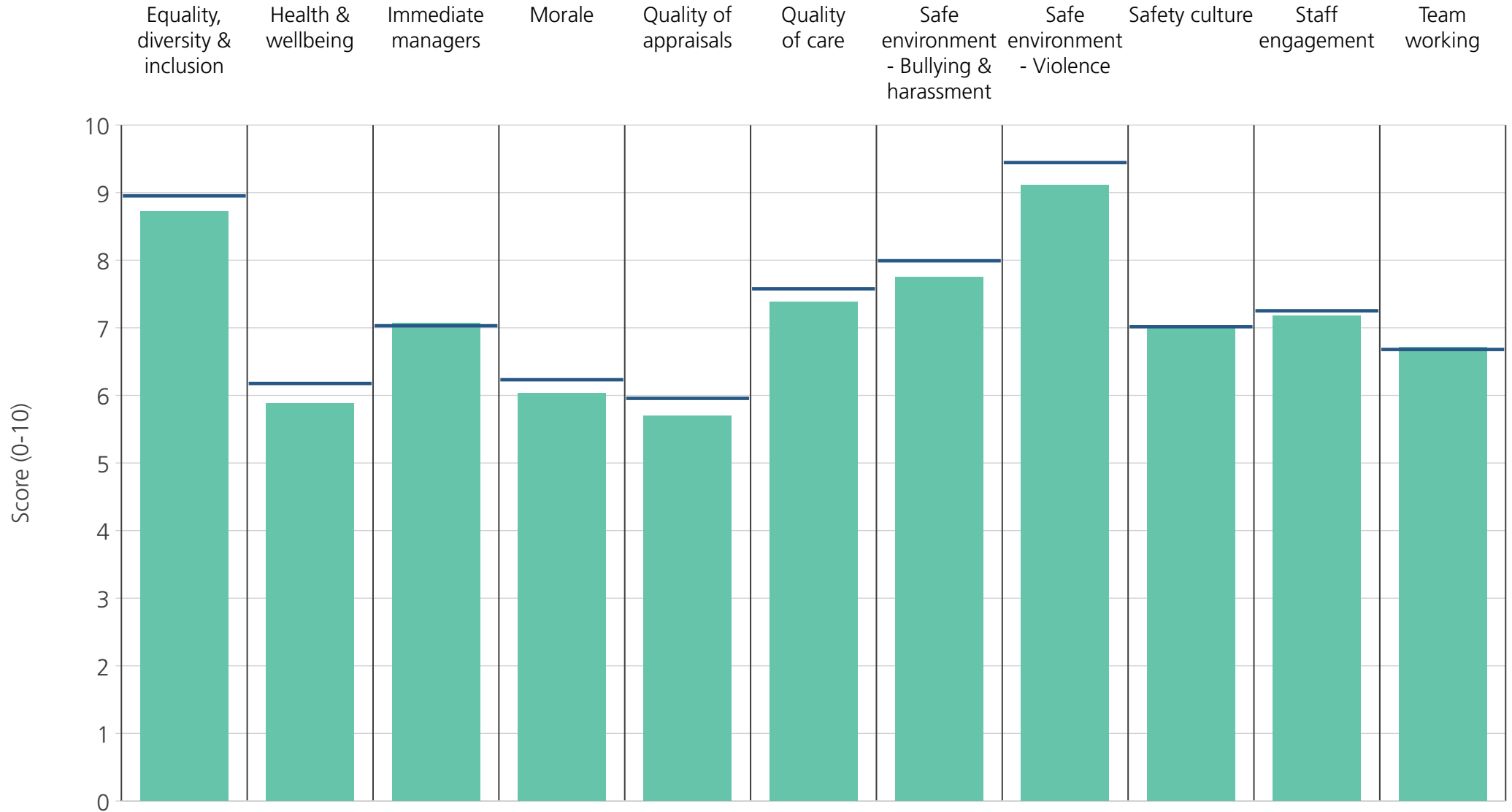




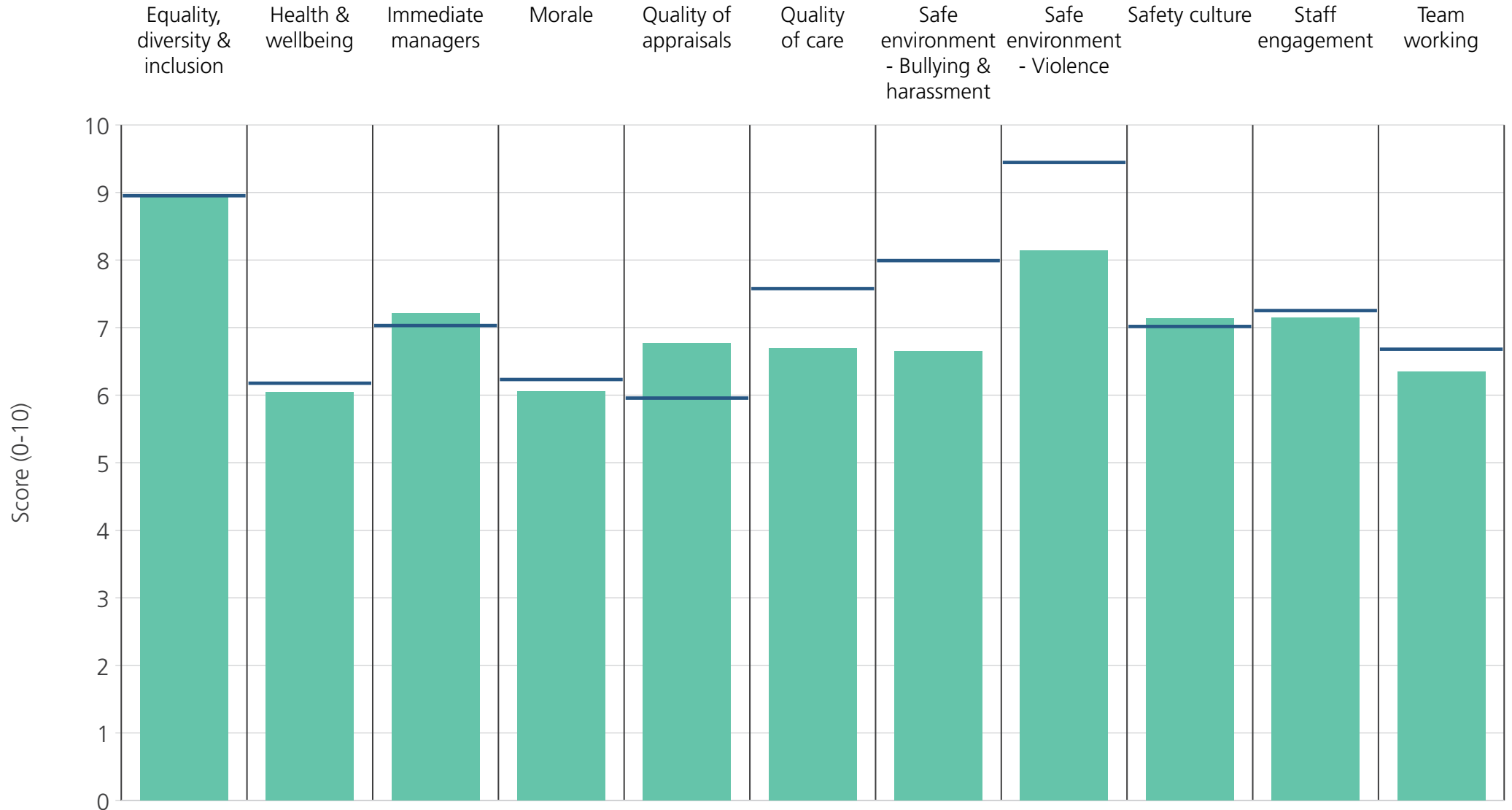
<b>Directorate</b>	9.3	6.5	7.2	6.4	6.2	8.0	7.8	9.8	7.0	7.2	6.3
<b>Your org</b>	9.0	6.2	7.0	6.2	6.0	7.6	8.0	9.4	7.0	7.3	6.7
<b>Responses</b>	163	165	165	163	143	159	163	163	165	166	164



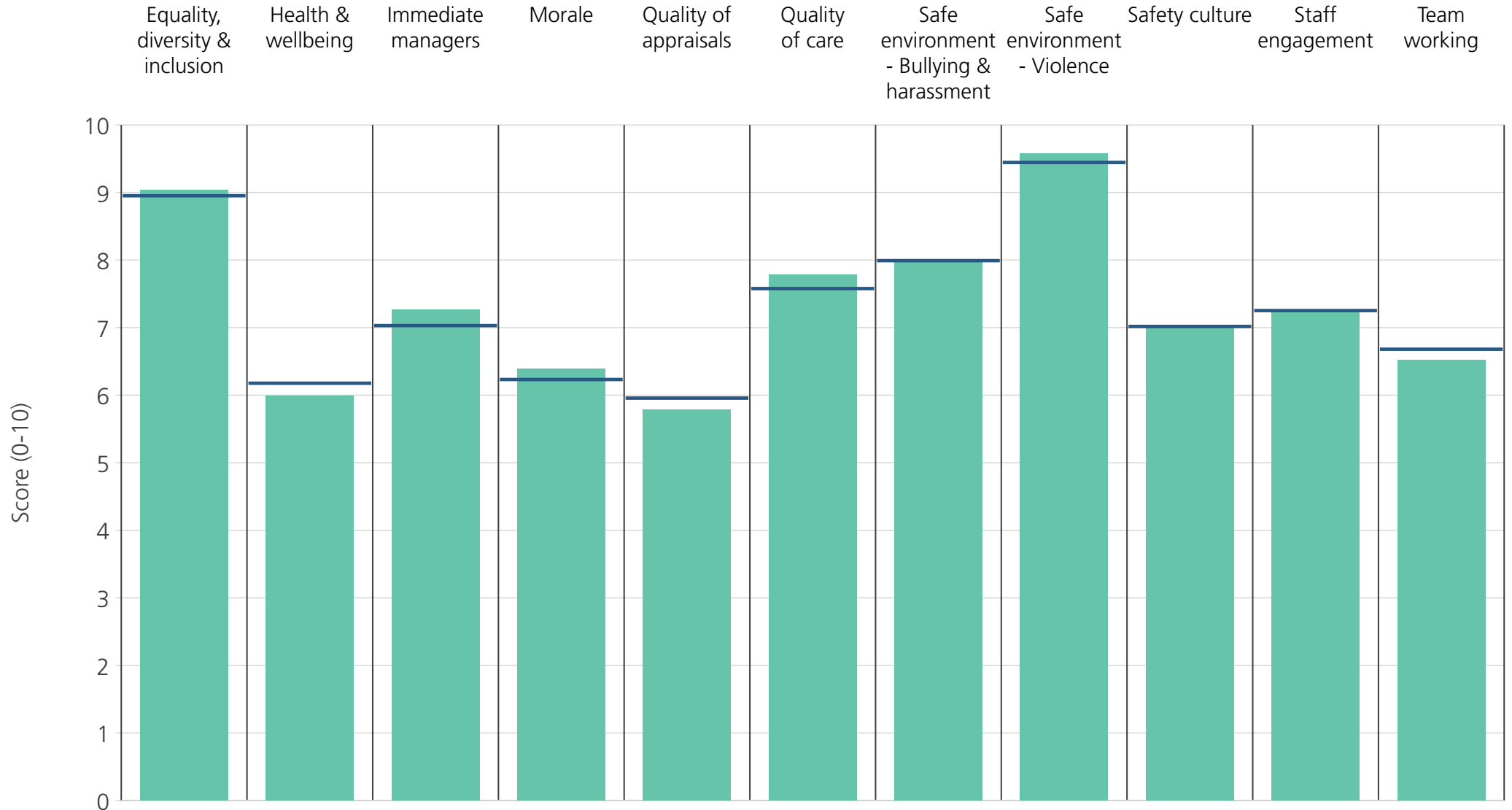
<b>Directorate</b>	9.1	6.1	7.0	5.9	5.7	7.2	8.0	9.8	6.8	7.1	6.6
<b>Your org</b>	9.0	6.2	7.0	6.2	6.0	7.6	8.0	9.4	7.0	7.3	6.7
<b>Responses</b>	145	145	145	144	129	138	142	145	145	147	146



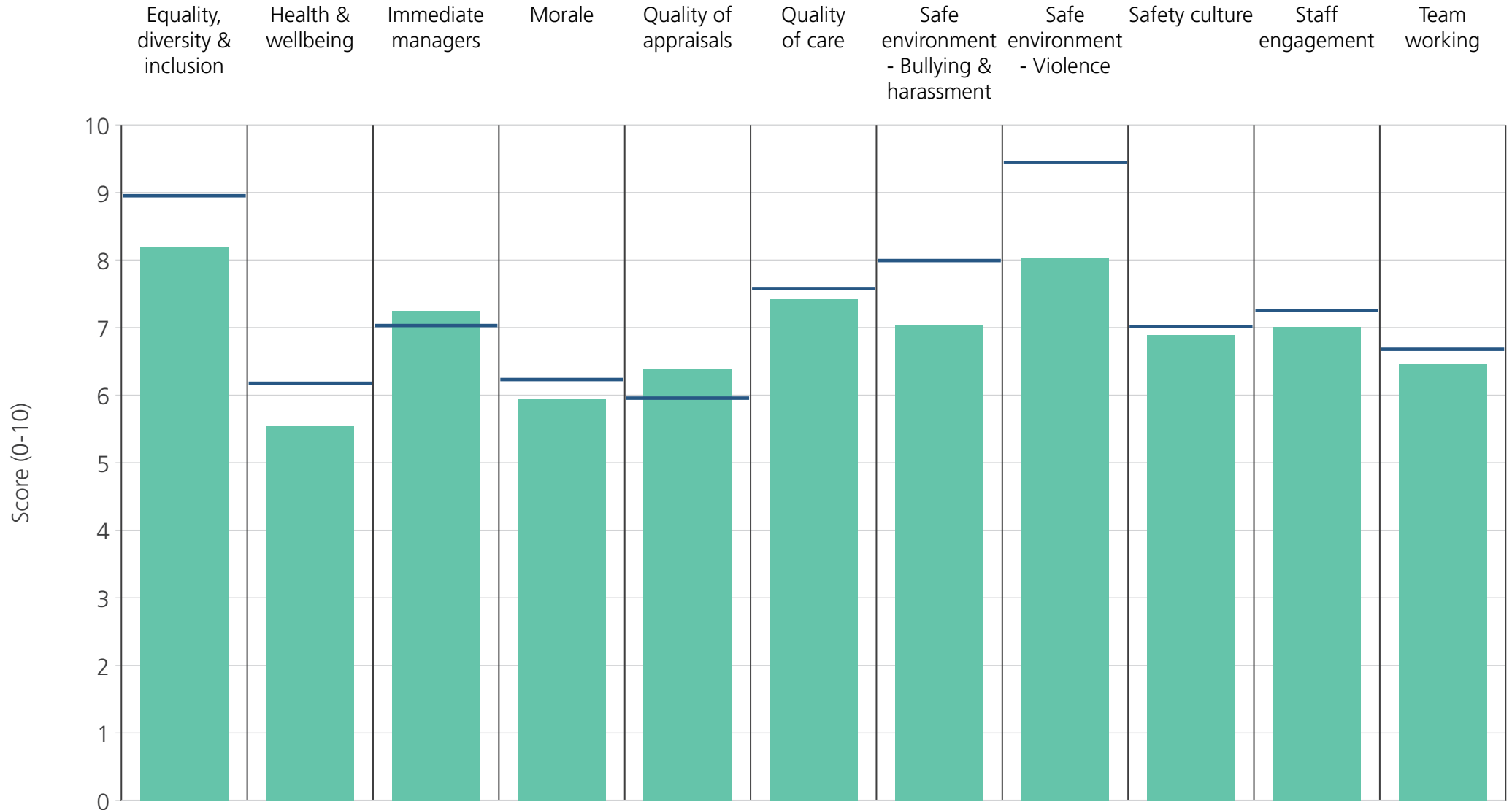
<b>Directorate</b>	8.7	5.9	7.1	6.0	5.7	7.4	7.8	9.1	7.0	7.2	6.7
<b>Your org</b>	9.0	6.2	7.0	6.2	6.0	7.6	8.0	9.4	7.0	7.3	6.7
<b>Responses</b>	116	115	117	114	105	115	115	113	114	118	117



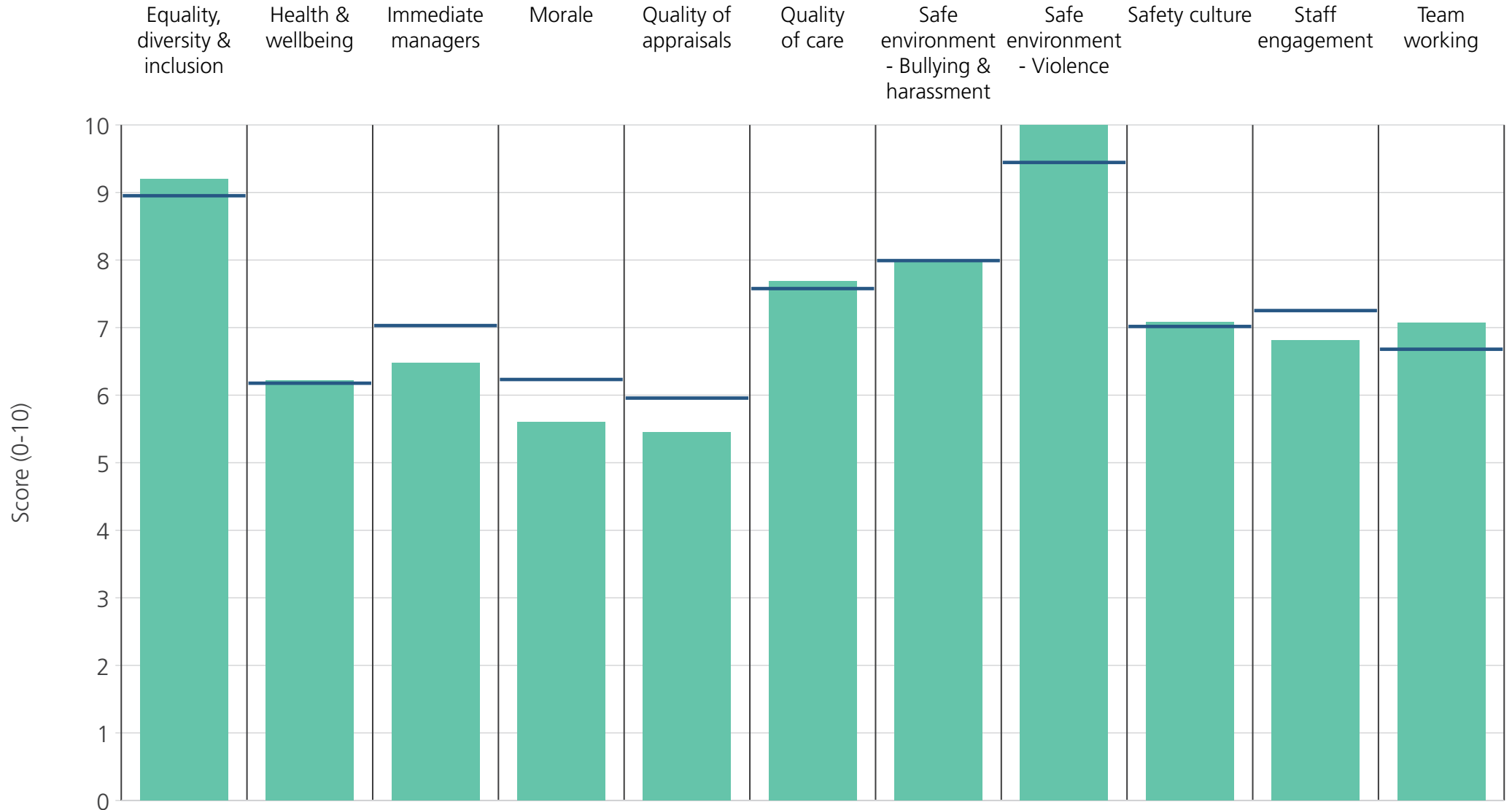
<b>Directorate</b>	8.9	6.0	7.2	6.1	6.8	6.7	6.6	8.1	7.1	7.2	6.3
<b>Your org</b>	9.0	6.2	7.0	6.2	6.0	7.6	8.0	9.4	7.0	7.3	6.7
<b>Responses</b>	80	80	80	78	68	81	78	79	80	81	80



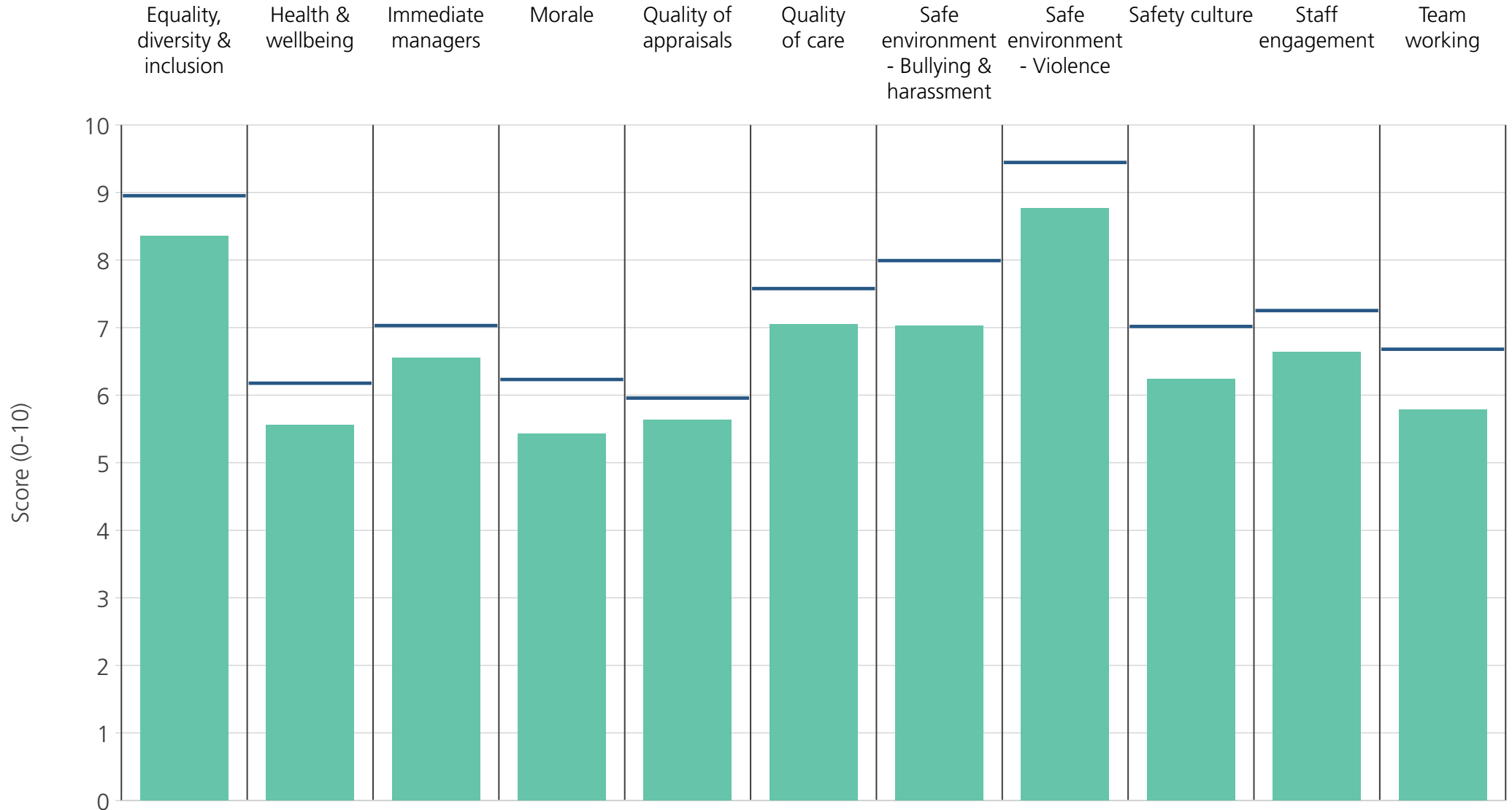
<b>Directorate</b>	9.0	6.0	7.3	6.4	5.8	7.8	8.0	9.6	7.0	7.2	6.5
<b>Your org</b>	9.0	6.2	7.0	6.2	6.0	7.6	8.0	9.4	7.0	7.3	6.7
<b>Responses</b>	69	70	69	67	64	70	69	70	69	70	69



<b>Directorate</b>	8.2	5.5	7.2	5.9	6.4	7.4	7.0	8.0	6.9	7.0	6.5
<b>Your org</b>	9.0	6.2	7.0	6.2	6.0	7.6	8.0	9.4	7.0	7.3	6.7
<b>Responses</b>	93	96	97	95	88	95	92	93	95	98	97

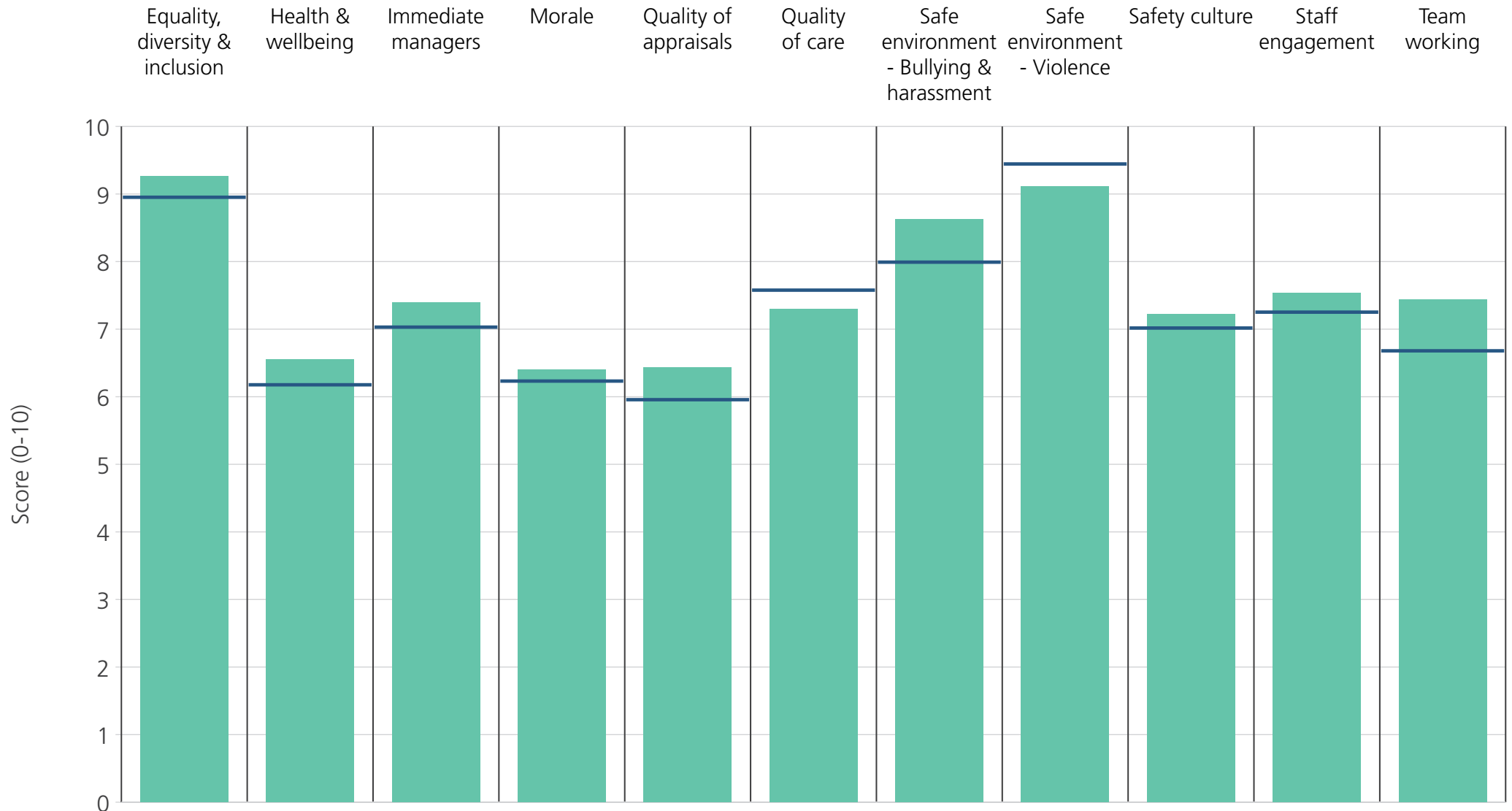


<b>Directorate</b>	9.2	6.2	6.5	5.6	5.5	7.7	8.0	10.0	7.1	6.8	7.1
<b>Your org</b>	9.0	6.2	7.0	6.2	6.0	7.6	8.0	9.4	7.0	7.3	6.7
<b>Responses</b>	64	64	65	62	58	51	63	64	64	65	64

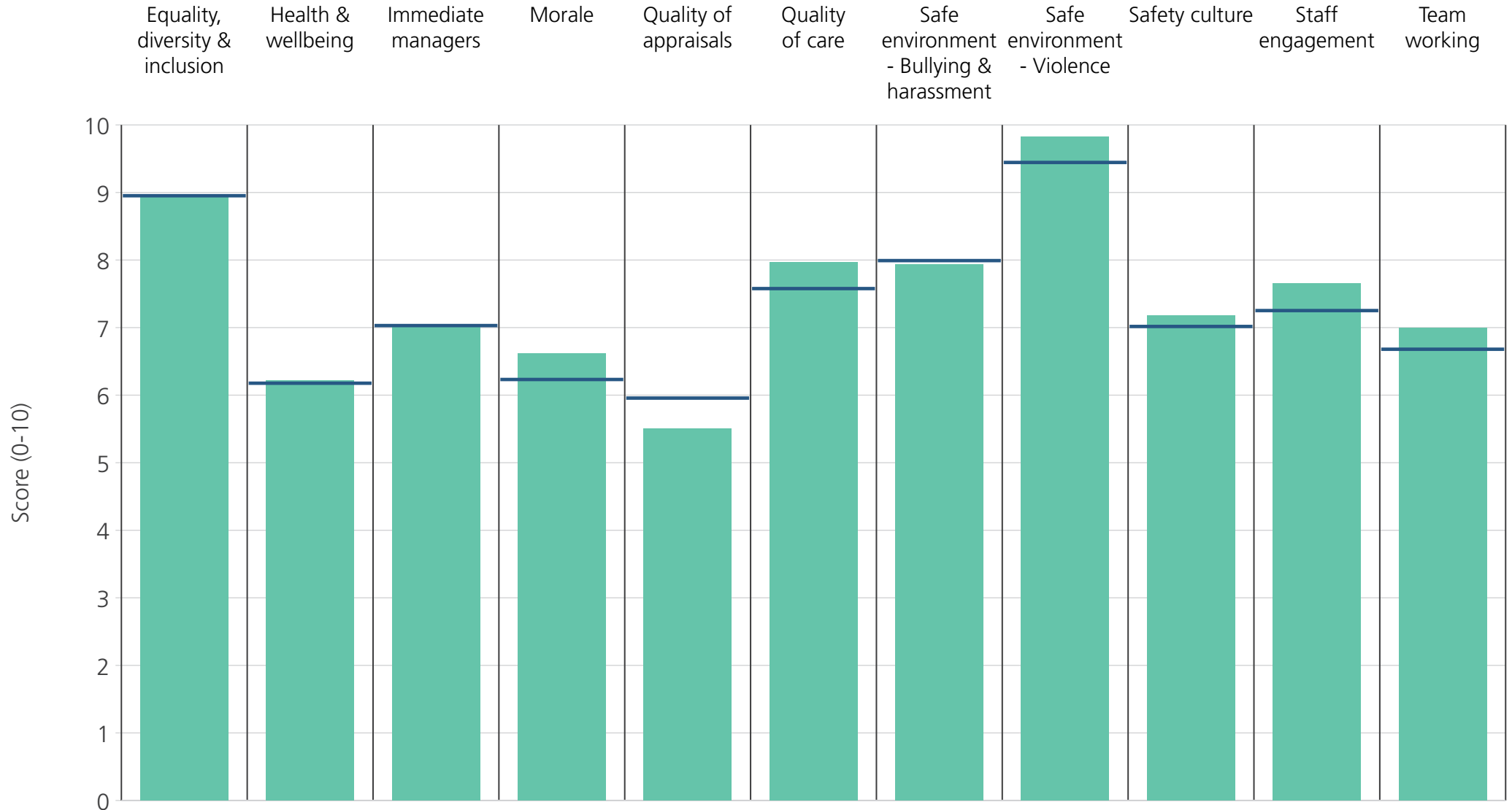


<b>Directorate</b>	8.4	5.6	6.6	5.4	5.6	7.0	7.0	8.8	6.2	6.6	5.8
<b>Your org</b>	9.0	6.2	7.0	6.2	6.0	7.6	8.0	9.4	7.0	7.3	6.7
<b>Responses</b>	64	65	65	63	55	64	64	65	64	67	67

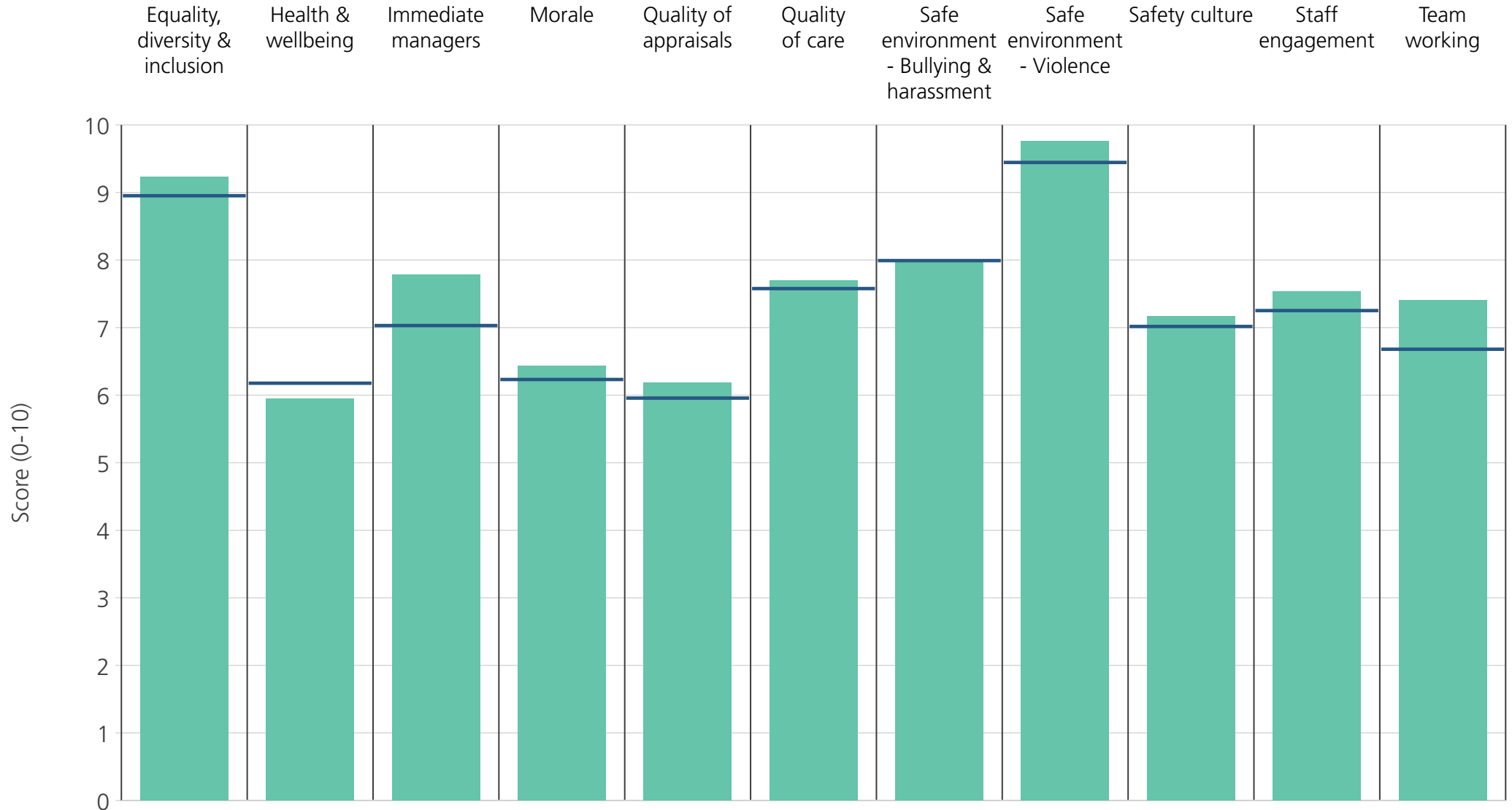




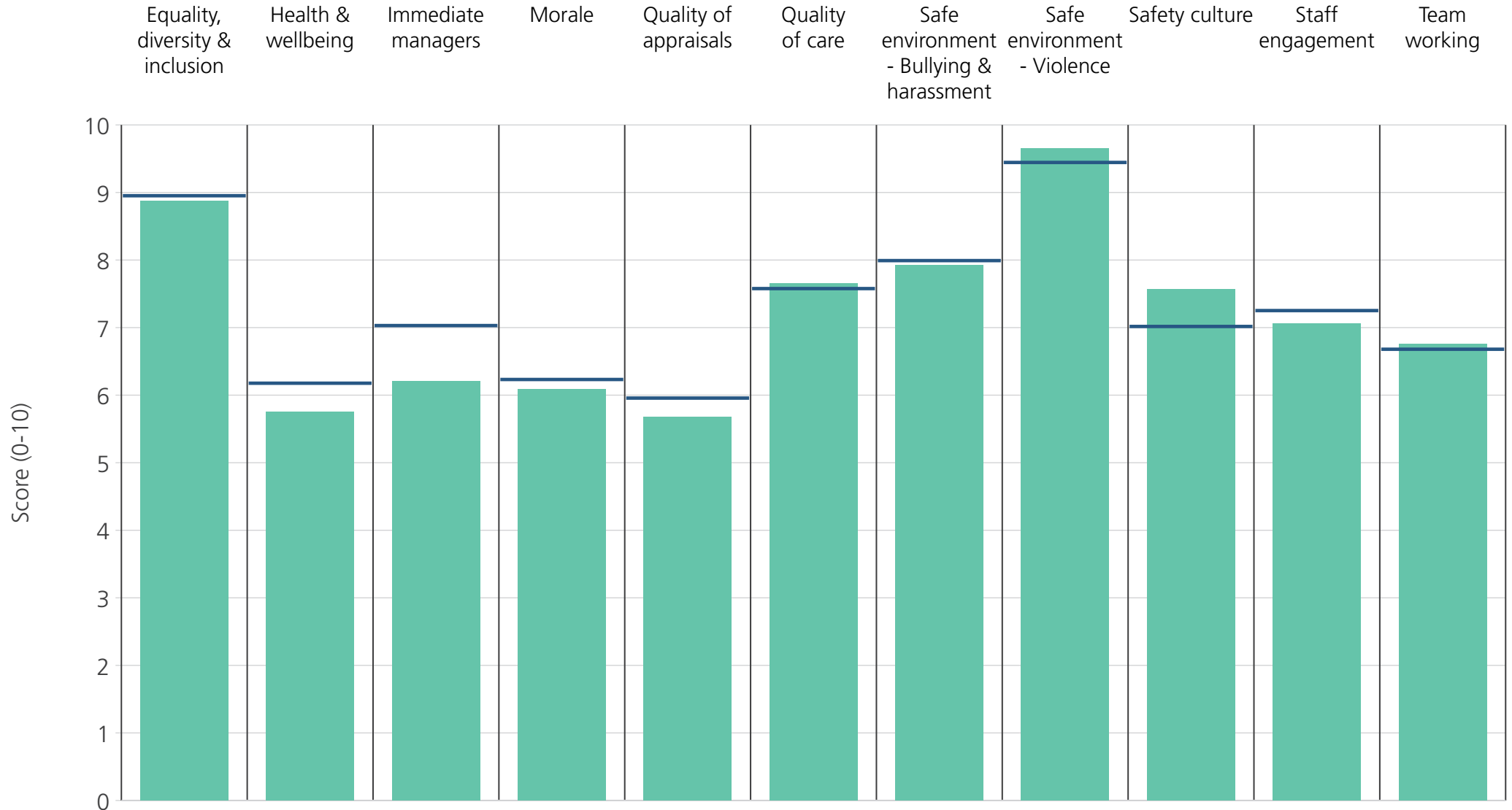
<b>Directorate</b>	9.3	6.6	7.4	6.4	6.4	7.3	8.6	9.1	7.2	7.5	7.4
<b>Your org</b>	9.0	6.2	7.0	6.2	6.0	7.6	8.0	9.4	7.0	7.3	6.7
<b>Responses</b>	80	80	80	77	74	79	80	79	80	81	80



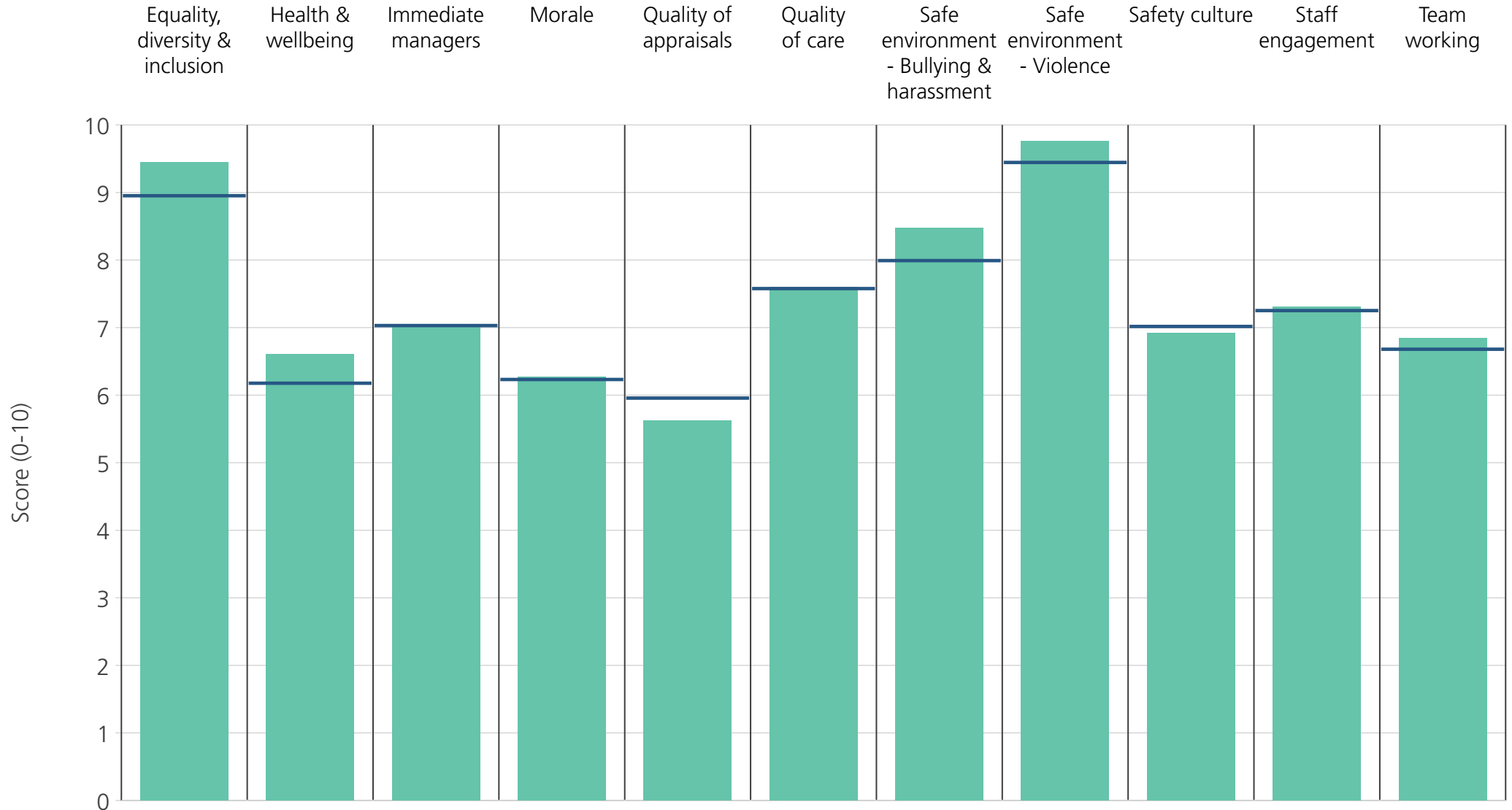
<b>Directorate</b>	8.9	6.2	7.0	6.6	5.5	8.0	7.9	9.8	7.2	7.6	7.0
<b>Your org</b>	9.0	6.2	7.0	6.2	6.0	7.6	8.0	9.4	7.0	7.3	6.7
<b>Responses</b>	76	76	77	73	67	74	76	76	75	77	77



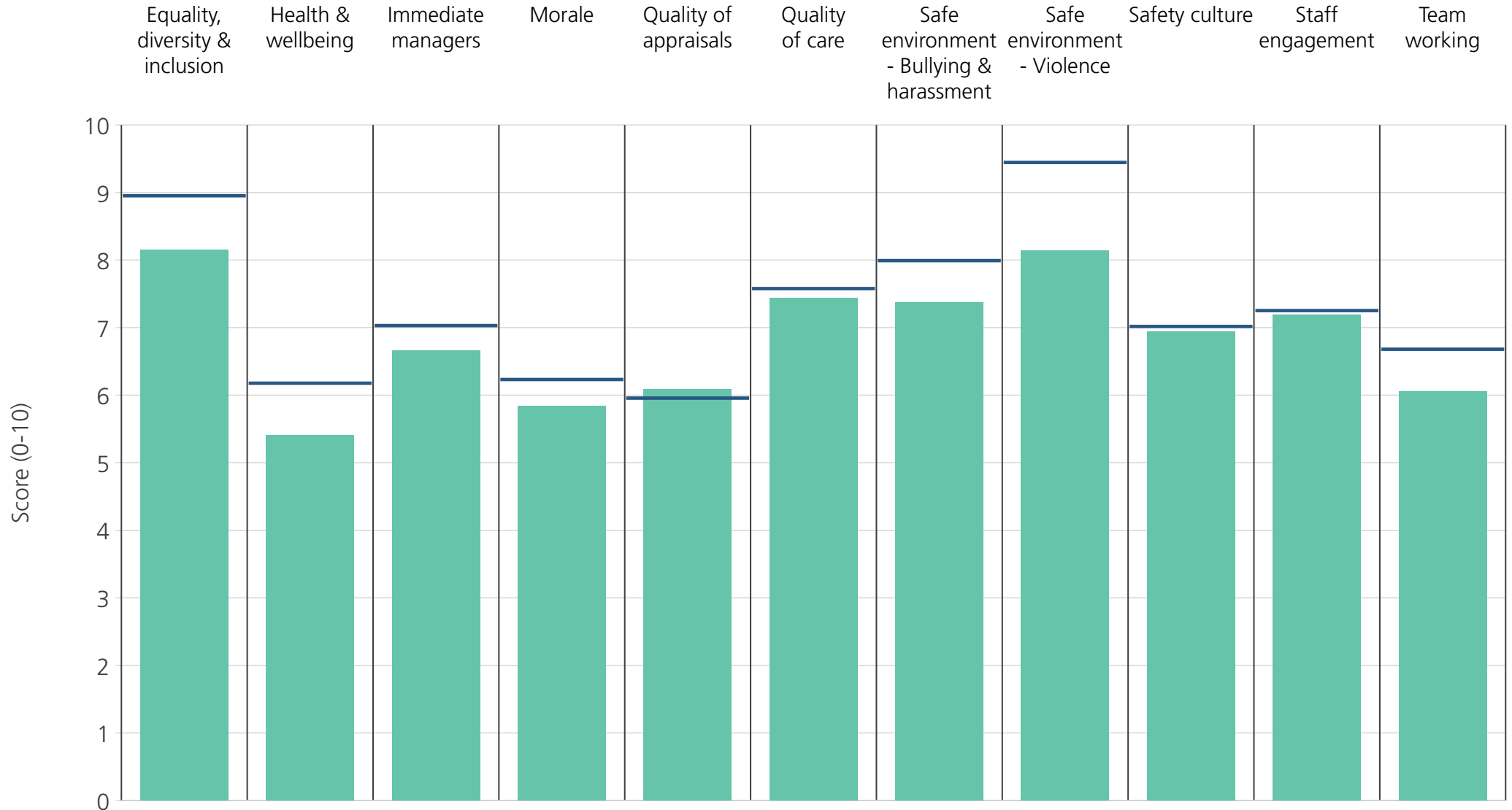
<b>Directorate</b>	9.2	5.9	7.8	6.4	6.2	7.7	8.0	9.8	7.2	7.5	7.4
<b>Your org</b>	9.0	6.2	7.0	6.2	6.0	7.6	8.0	9.4	7.0	7.3	6.7
<b>Responses</b>	69	69	69	67	62	69	69	69	68	69	69



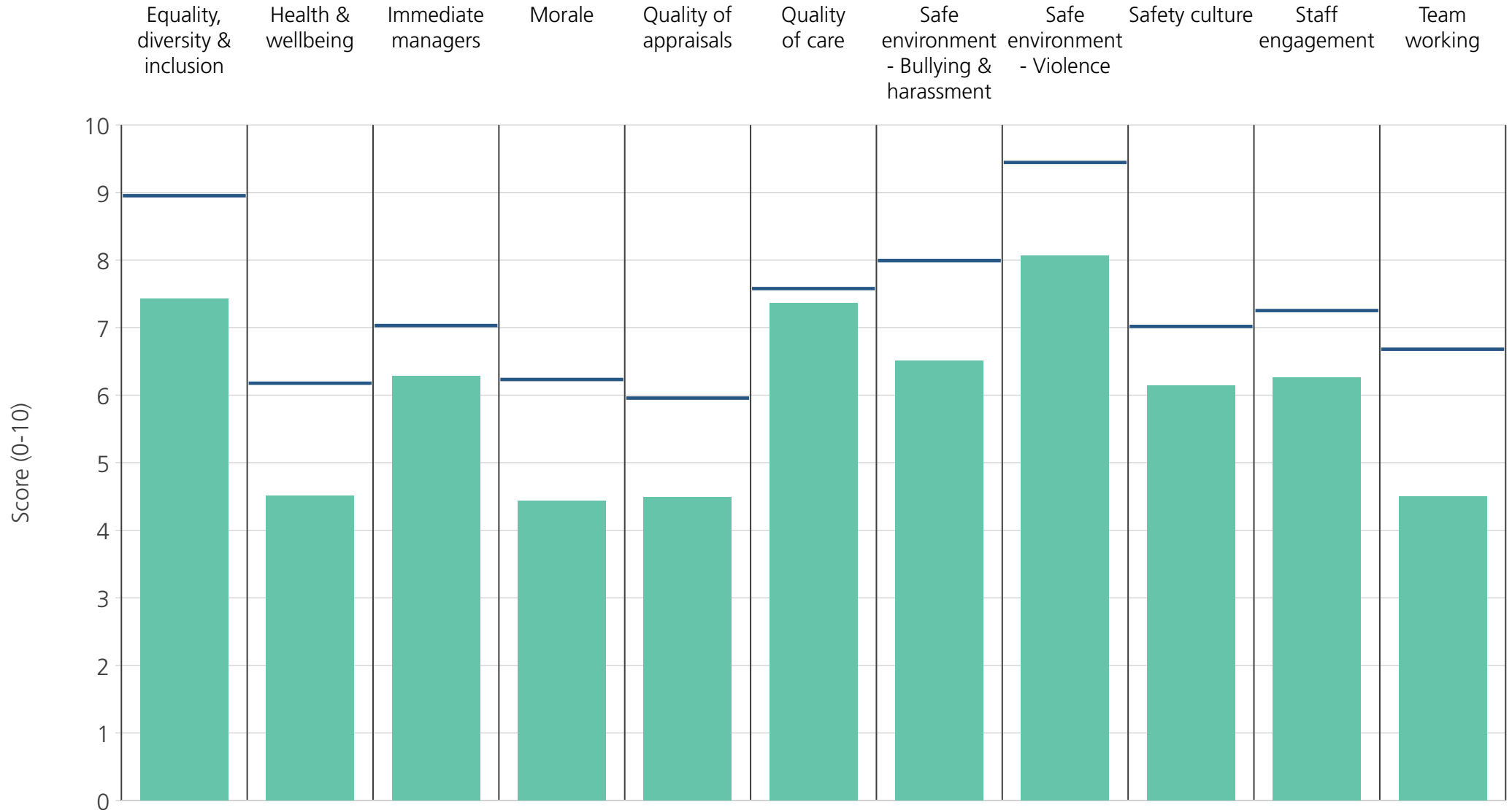
<b>Directorate</b>	8.9	5.7	6.2	6.1	5.7	7.7	7.9	9.6	7.6	7.1	6.8
<b>Your org</b>	9.0	6.2	7.0	6.2	6.0	7.6	8.0	9.4	7.0	7.3	6.7
<b>Responses</b>	84	85	86	84	79	85	85	85	84	86	83



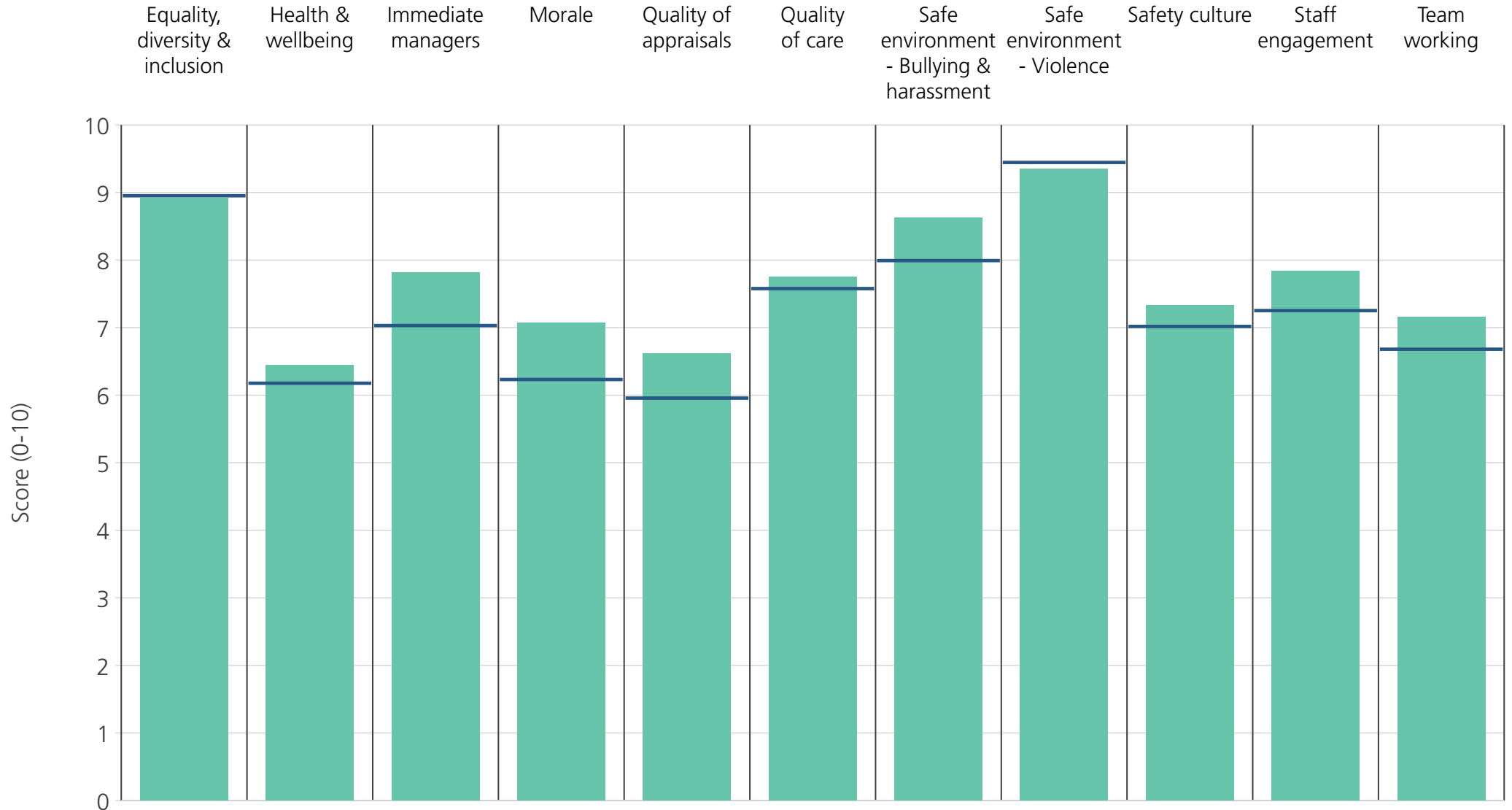
<b>Directorate</b>	9.4	6.6	7.1	6.3	5.6	7.6	8.5	9.8	6.9	7.3	6.8
<b>Your org</b>	9.0	6.2	7.0	6.2	6.0	7.6	8.0	9.4	7.0	7.3	6.7
<b>Responses</b>	71	71	71	68	66	72	70	70	70	73	72



<b>Directorate</b>	8.1	5.4	6.7	5.8	6.1	7.4	7.4	8.1	6.9	7.2	6.1
<b>Your org</b>	9.0	6.2	7.0	6.2	6.0	7.6	8.0	9.4	7.0	7.3	6.7
<b>Responses</b>	62	62	63	61	55	62	61	61	62	63	63

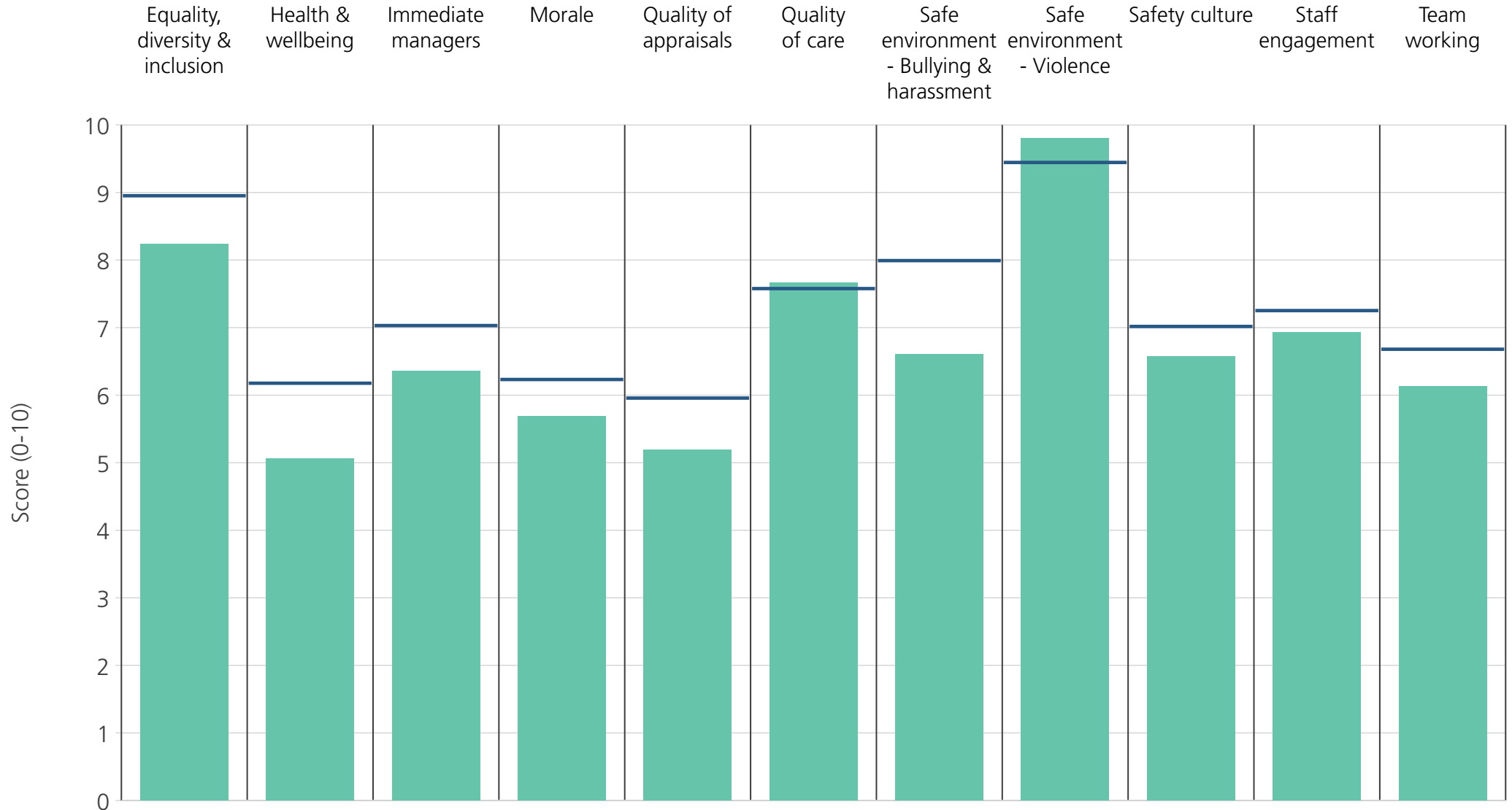


<b>Directorate</b>	7.4	4.5	6.3	4.4	4.5	7.4	6.5	8.1	6.1	6.3	4.5
<b>Your org</b>	9.0	6.2	7.0	6.2	6.0	7.6	8.0	9.4	7.0	7.3	6.7
<b>Responses</b>	43	43	43	42	37	36	43	43	42	43	42

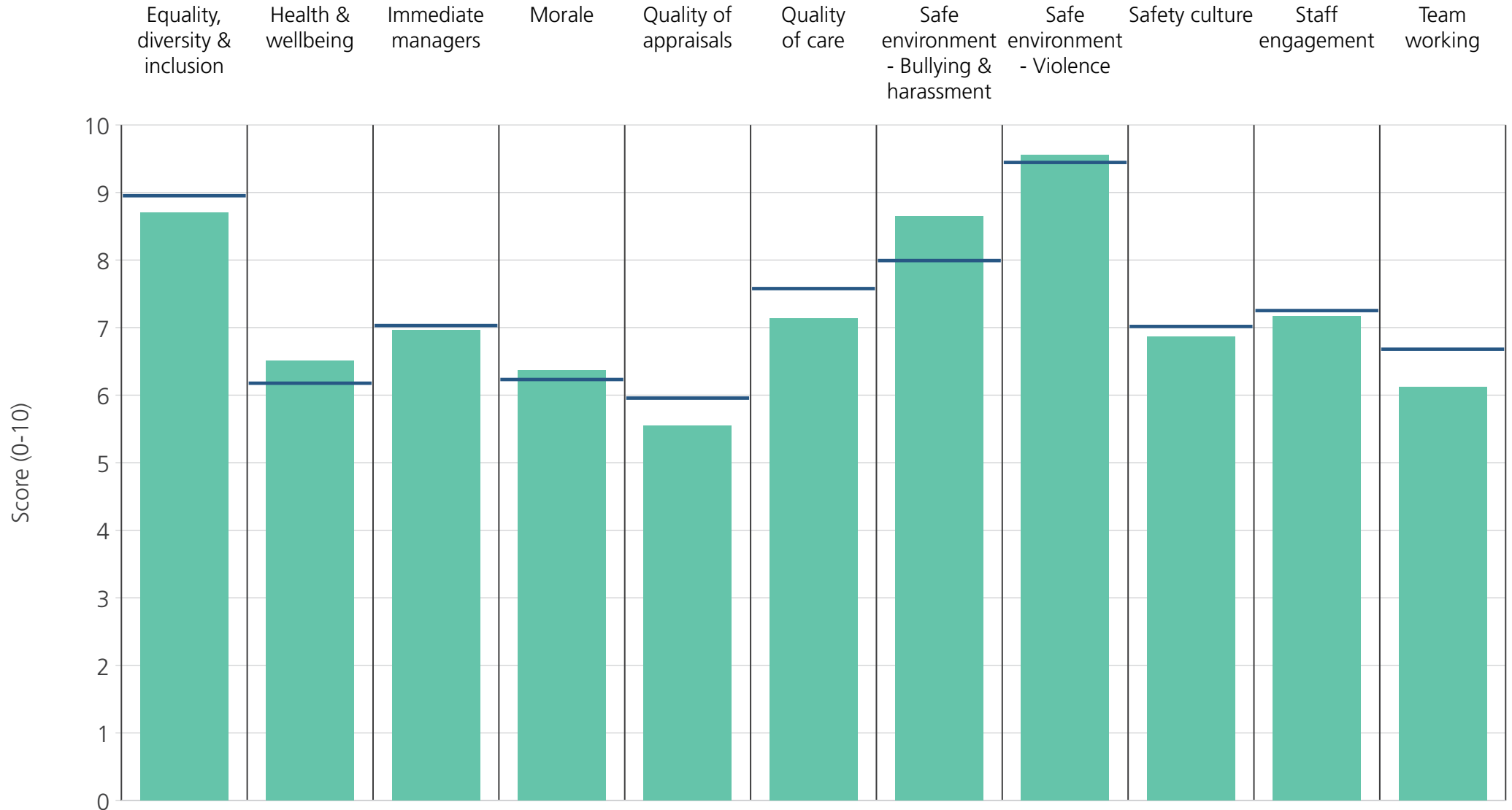


<b>Directorate</b>	8.9	6.4	7.8	7.1	6.6	7.8	8.6	9.3	7.3	7.8	7.2
<b>Your org</b>	9.0	6.2	7.0	6.2	6.0	7.6	8.0	9.4	7.0	7.3	6.7
<b>Responses</b>	50	51	52	50	46	50	51	51	51	52	51

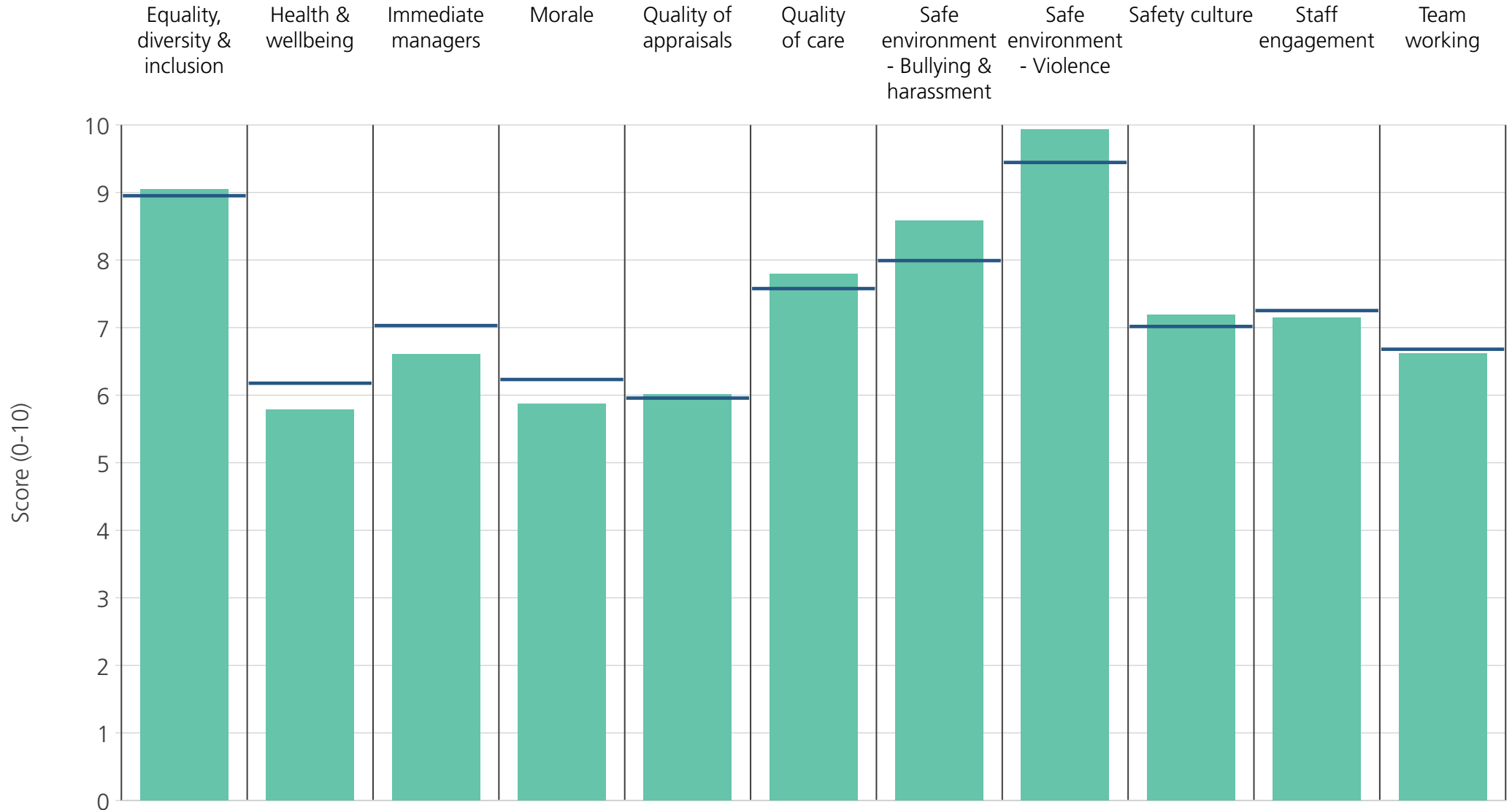




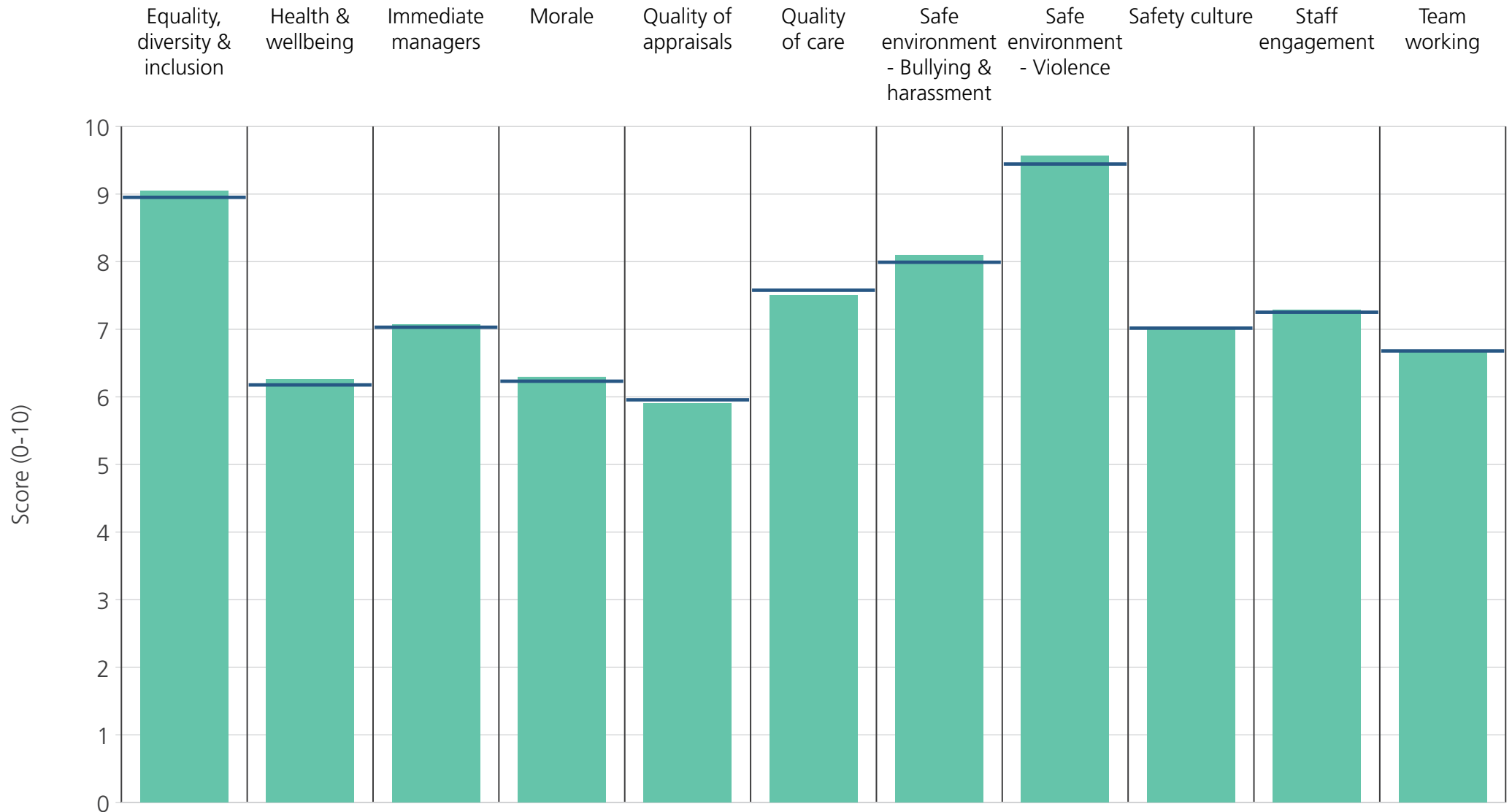
<b>Directorate</b>	8.2	5.1	6.4	5.7	5.2	7.7	6.6	9.8	6.6	6.9	6.1
<b>Your org</b>	9.0	6.2	7.0	6.2	6.0	7.6	8.0	9.4	7.0	7.3	6.7
<b>Responses</b>	53	53	54	53	47	53	53	52	53	55	54



<b>Directorate</b>	8.7	6.5	7.0	6.4	5.5	7.1	8.6	9.6	6.9	7.2	6.1
<b>Your org</b>	9.0	6.2	7.0	6.2	6.0	7.6	8.0	9.4	7.0	7.3	6.7
<b>Responses</b>	66	67	67	64	60	44	64	67	65	68	67



<b>Directorate</b>	9.0	5.8	6.6	5.9	6.0	7.8	8.6	9.9	7.2	7.1	6.6
<b>Your org</b>	9.0	6.2	7.0	6.2	6.0	7.6	8.0	9.4	7.0	7.3	6.7
<b>Responses</b>	47	47	47	46	41	43	47	47	46	48	48



<b>Directorate</b>	9.0	6.3	7.1	6.3	5.9	7.5	8.1	9.6	7.0	7.3	6.7
<b>Your org</b>	9.0	6.2	7.0	6.2	6.0	7.6	8.0	9.4	7.0	7.3	6.7
<b>Responses</b>	3135	3156	3160	3091	2878	2731	3118	3131	3129	3201	3158