

Sheffield Teaching Hospitals NHS Foundation Trust

2019 NHS Staff Survey

Directorate Report

Contents

Introduction	3
Themes – Directorates 1	4
Acute & Emergency Medicine	5
Combined Community & Acute Group	6
Corporate Services	7
Facilities	8
Head & Neck Services	9
Hosted Contracts	10
LEGION	11
Medicine & Pharmacy Services	12
Musculoskeletal Services	13
OSCCA	14
South Yorkshire Regional Services	15
Specialised Cancer, Medicine & Rehab	16
Surgical Services	17

This directorate report for Sheffield Teaching Hospitals NHS Foundation Trust contains results by directorate for themes from the 2019 NHS Staff Survey. These results are compared to the unweighted average for your organisation.

Please note: It is possible that there are differences between the 'Your org' scores reported in this directorate report and those in the benchmark report. This is because the results in the benchmark report are weighted to allow for fair comparisons between organisations of a similar type. However, in this report comparisons are made within your organisation so the unweighted organisation result is a more appropriate point of comparison.

The directorate breakdowns used in this report were provided and defined by Sheffield Teaching Hospitals NHS Foundation Trust. Details of how the theme scores were calculated are included in the Technical Document, available to download from our [results website](#).

Key features

Breakdown type and **directorate name** are specified in the header. Black text in the header is hyperlinked: clicking on '2019 NHS Staff Survey Results' navigates back to the contents page.

Directorate results are presented in the context of the (unweighted) **organisation average ('Your org')**, so it is easy to tell if a directorate is performing better or worse than the organisation average. For all themes, a higher score is a better result than a lower score.

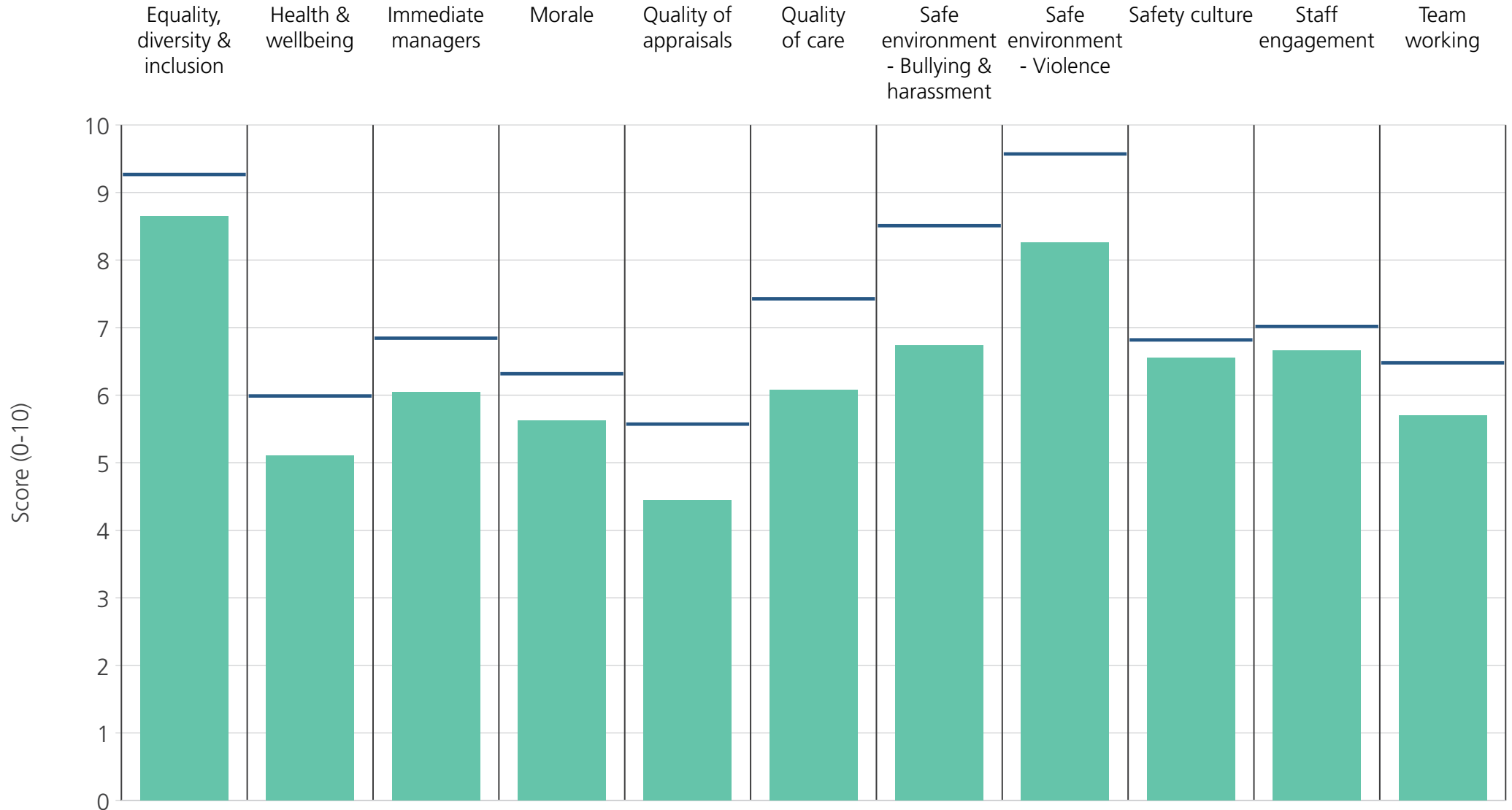
The **number of responses** feeding into each theme score **for the given directorate** is specified below the table containing the directorate and trust scores.



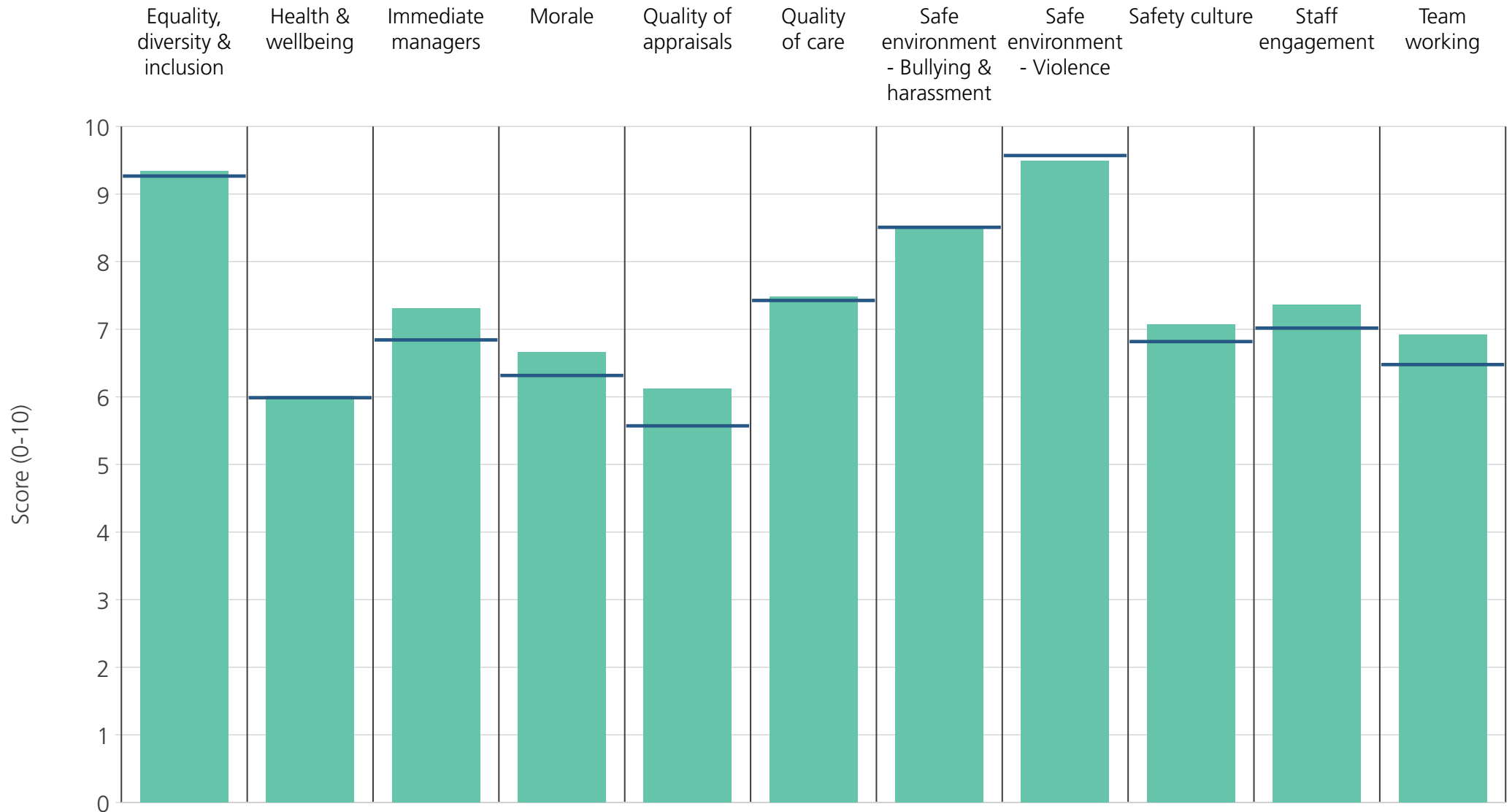
! Note: when there are less than 11 responses in a group, results are suppressed to protect staff confidentiality

Directorates 1

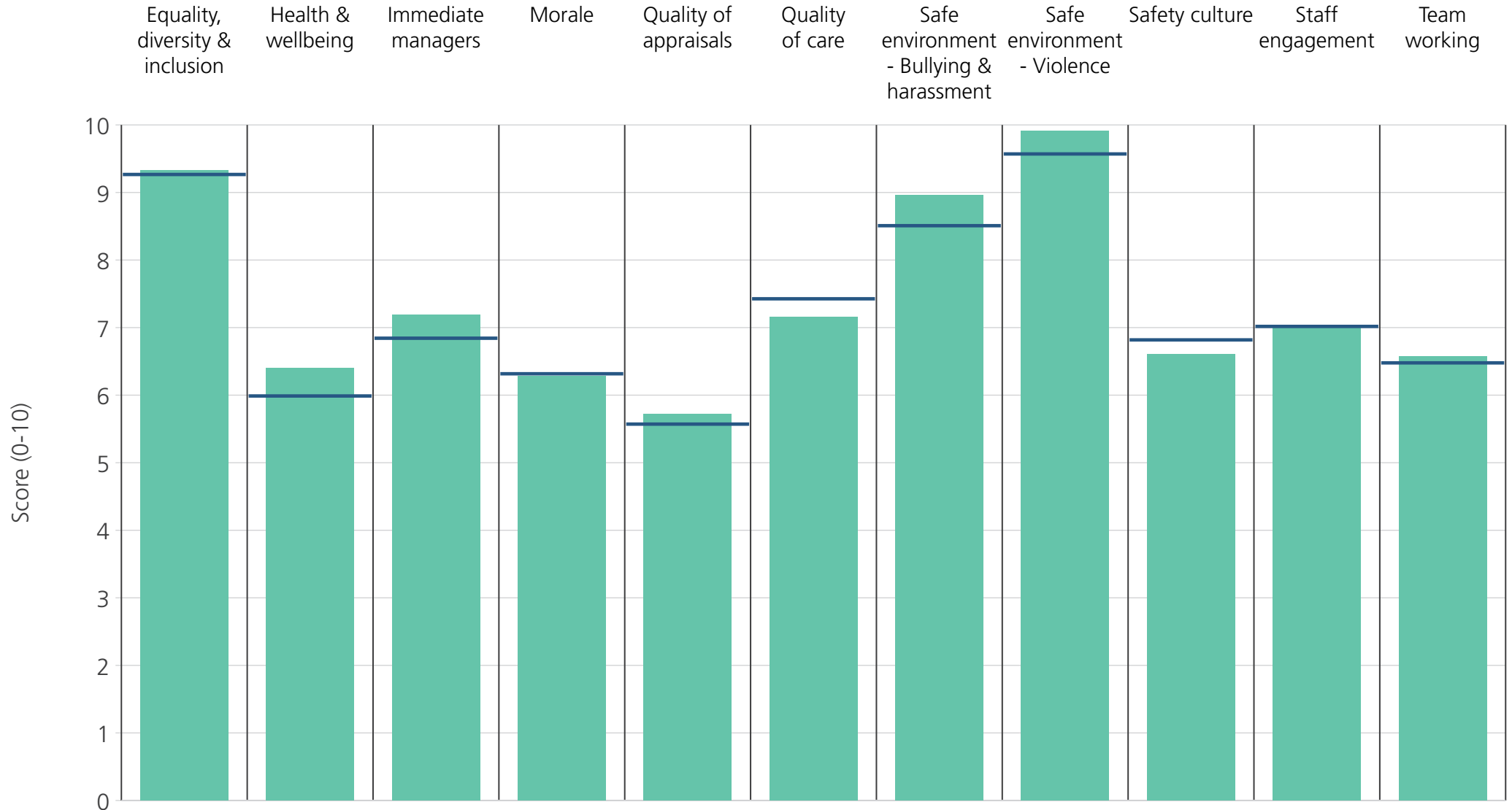
Sheffield Teaching Hospitals NHS Foundation Trust
2019 NHS Staff Survey Results



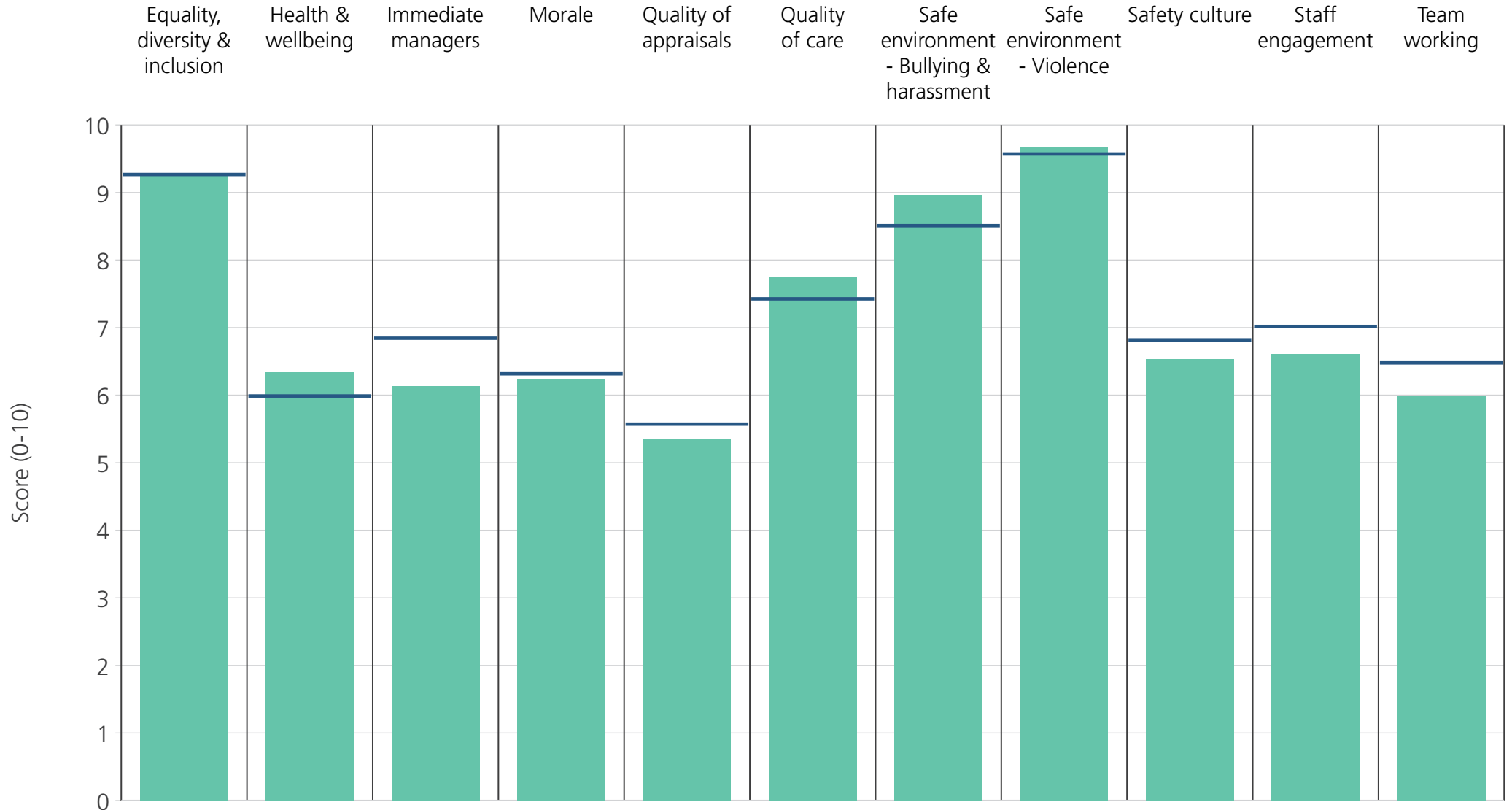
Directorate	8.6	5.1	6.0	5.6	4.4	6.1	6.7	8.3	6.5	6.7	5.7
Your org	9.3	6.0	6.8	6.3	5.6	7.4	8.5	9.6	6.8	7.0	6.5
Responses	162	161	160	162	132	156	161	161	161	161	160



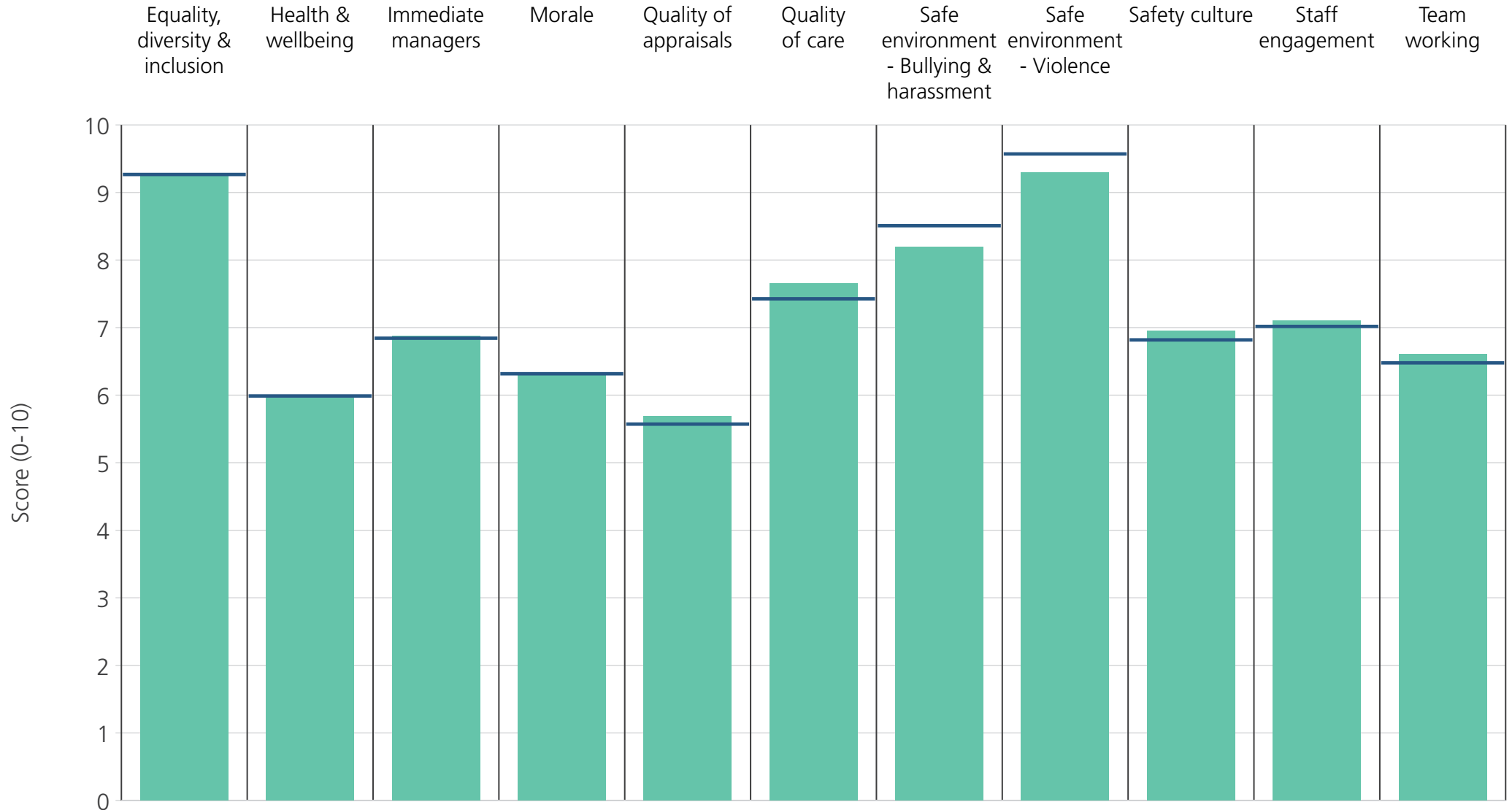
Directorate	9.3	6.0	7.3	6.7	6.1	7.5	8.5	9.5	7.1	7.4	6.9
Your org	9.3	6.0	6.8	6.3	5.6	7.4	8.5	9.6	6.8	7.0	6.5
Responses	868	871	871	871	800	807	867	868	871	872	869



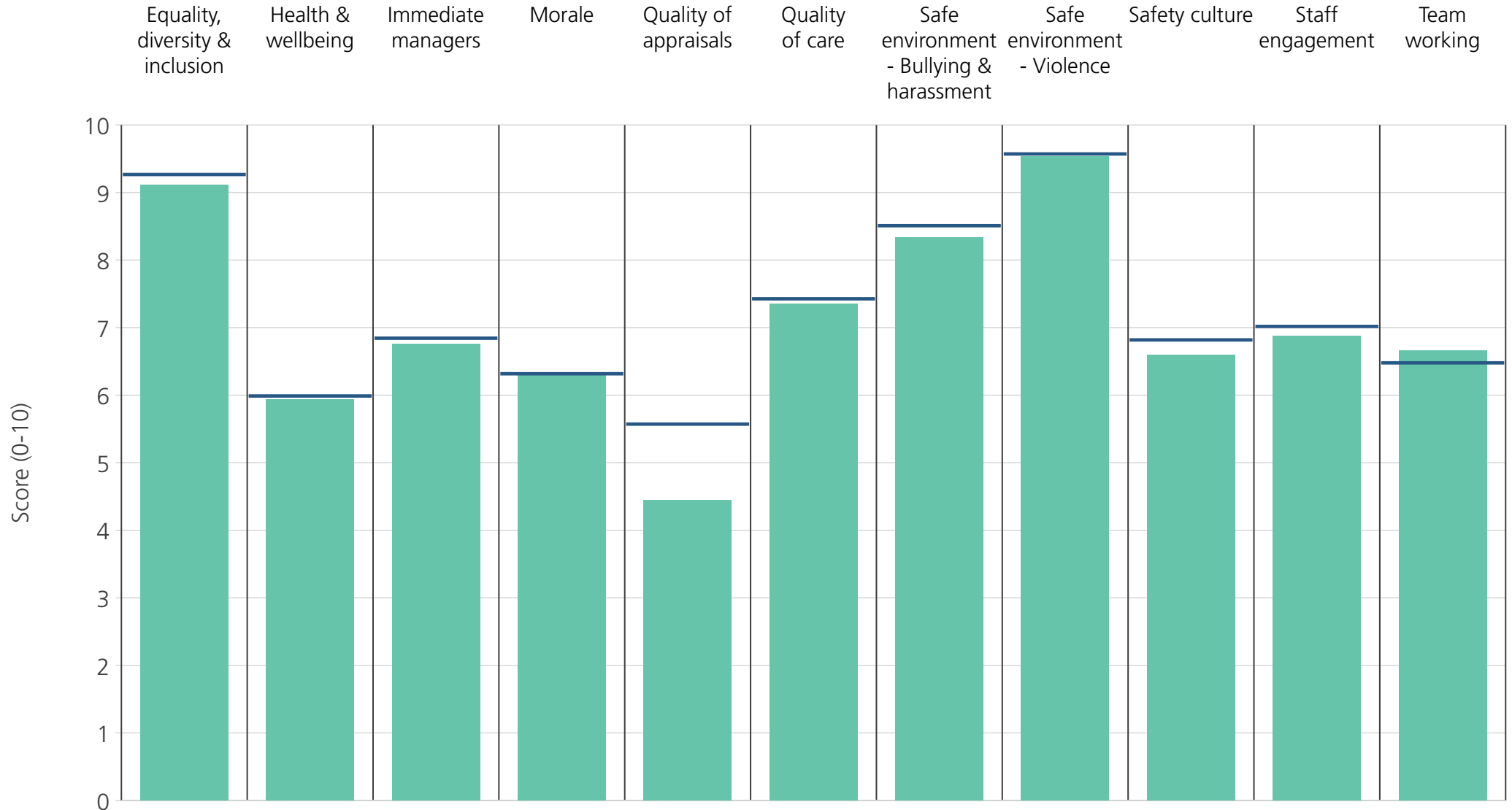
Directorate	9.3	6.4	7.2	6.3	5.7	7.2	9.0	9.9	6.6	7.0	6.6
Your org	9.3	6.0	6.8	6.3	5.6	7.4	8.5	9.6	6.8	7.0	6.5
Responses	1013	1019	1017	1011	830	600	1010	1013	1010	1018	1014



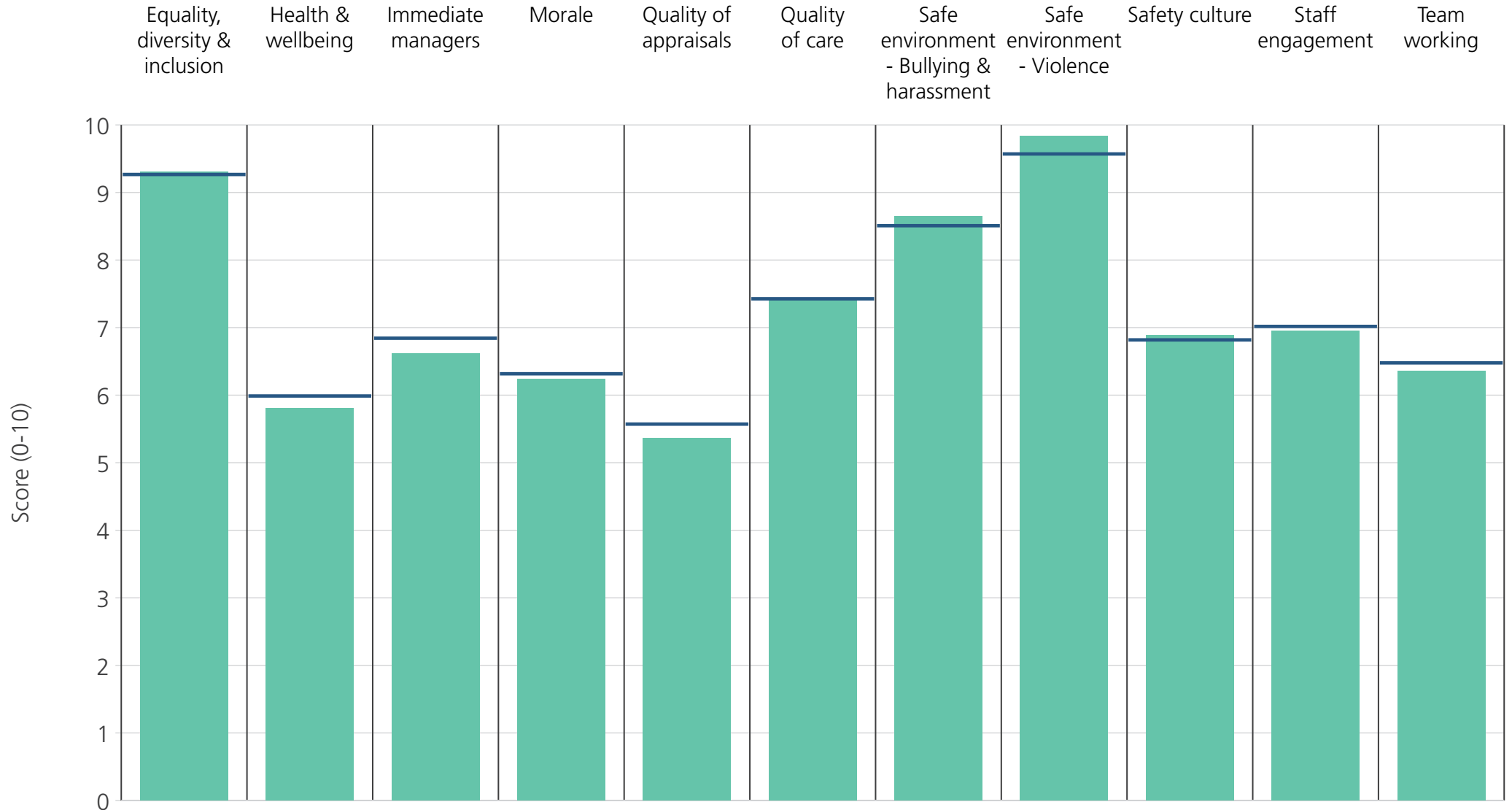
Directorate	9.3	6.3	6.1	6.2	5.4	7.8	9.0	9.7	6.5	6.6	6.0
Your org	9.3	6.0	6.8	6.3	5.6	7.4	8.5	9.6	6.8	7.0	6.5
Responses	1027	1029	1031	1005	821	771	988	991	1017	1032	997



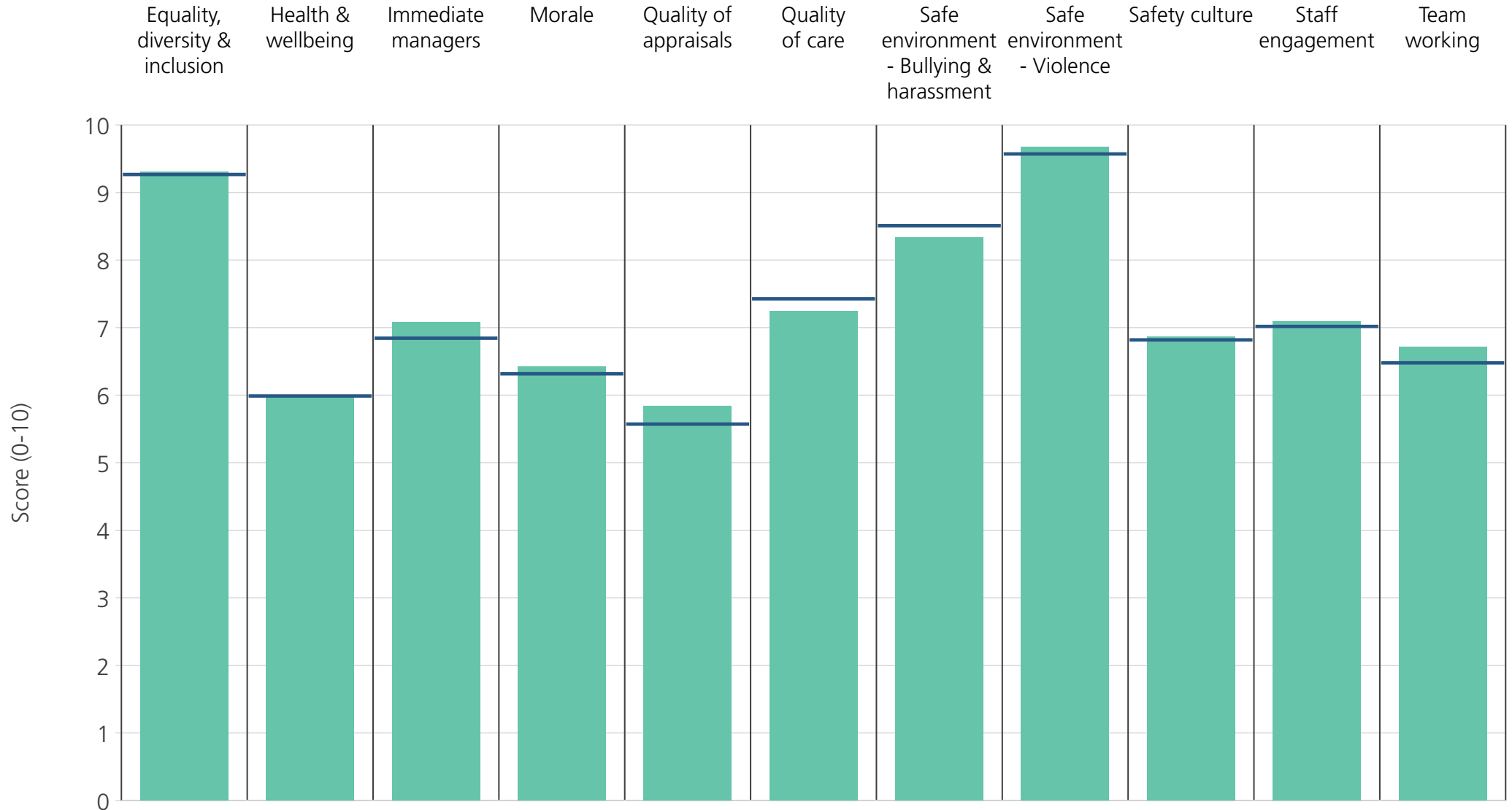
Directorate	9.3	6.0	6.9	6.3	5.7	7.7	8.2	9.3	7.0	7.1	6.6
Your org	9.3	6.0	6.8	6.3	5.6	7.4	8.5	9.6	6.8	7.0	6.5
Responses	701	700	697	699	586	667	696	698	700	701	693



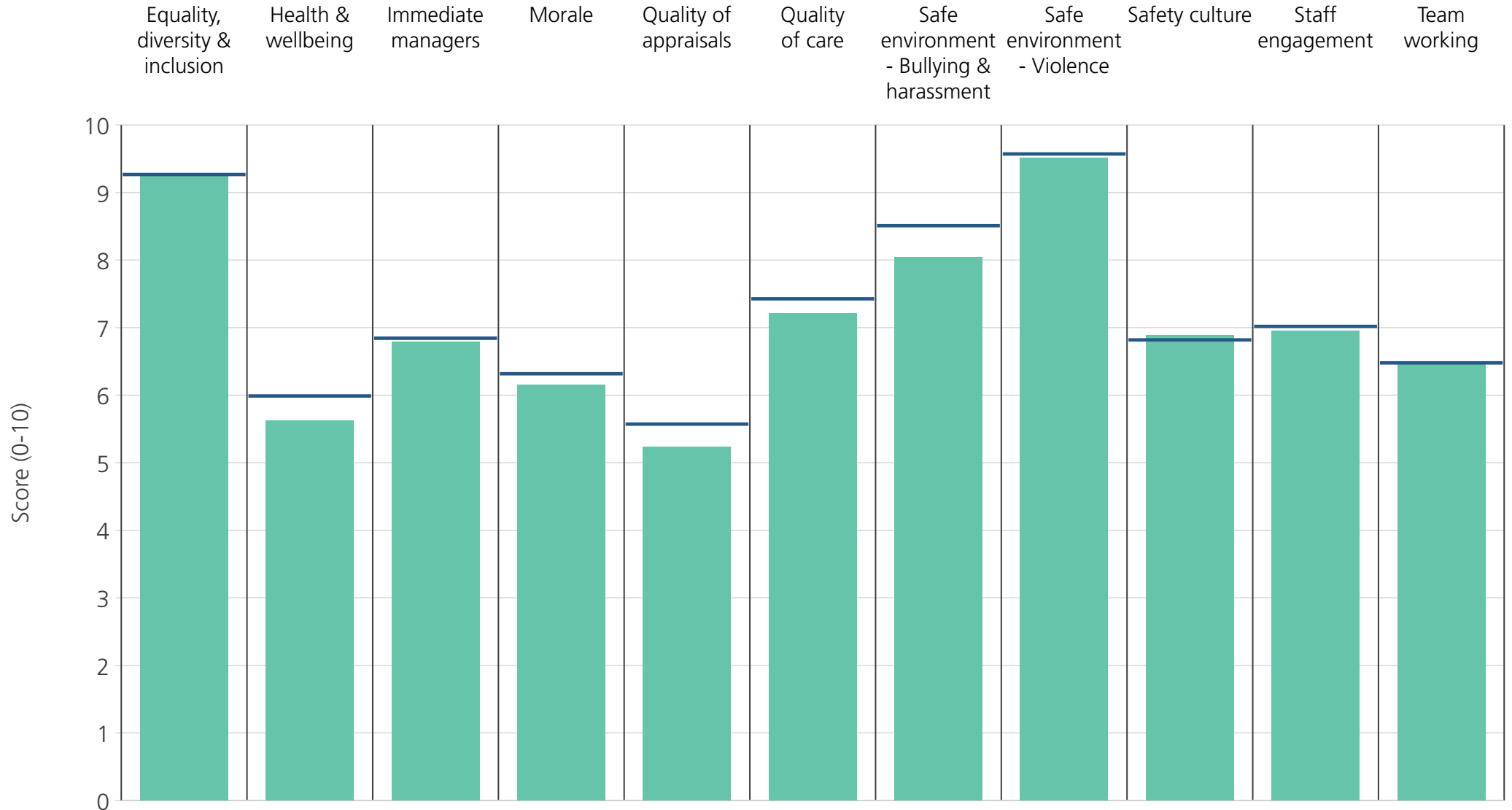
Directorate	9.1	5.9	6.8	6.3	4.5	7.3	8.3	9.5	6.6	6.9	6.7
Your org	9.3	6.0	6.8	6.3	5.6	7.4	8.5	9.6	6.8	7.0	6.5
Responses	142	142	142	142	116	133	142	142	142	142	142



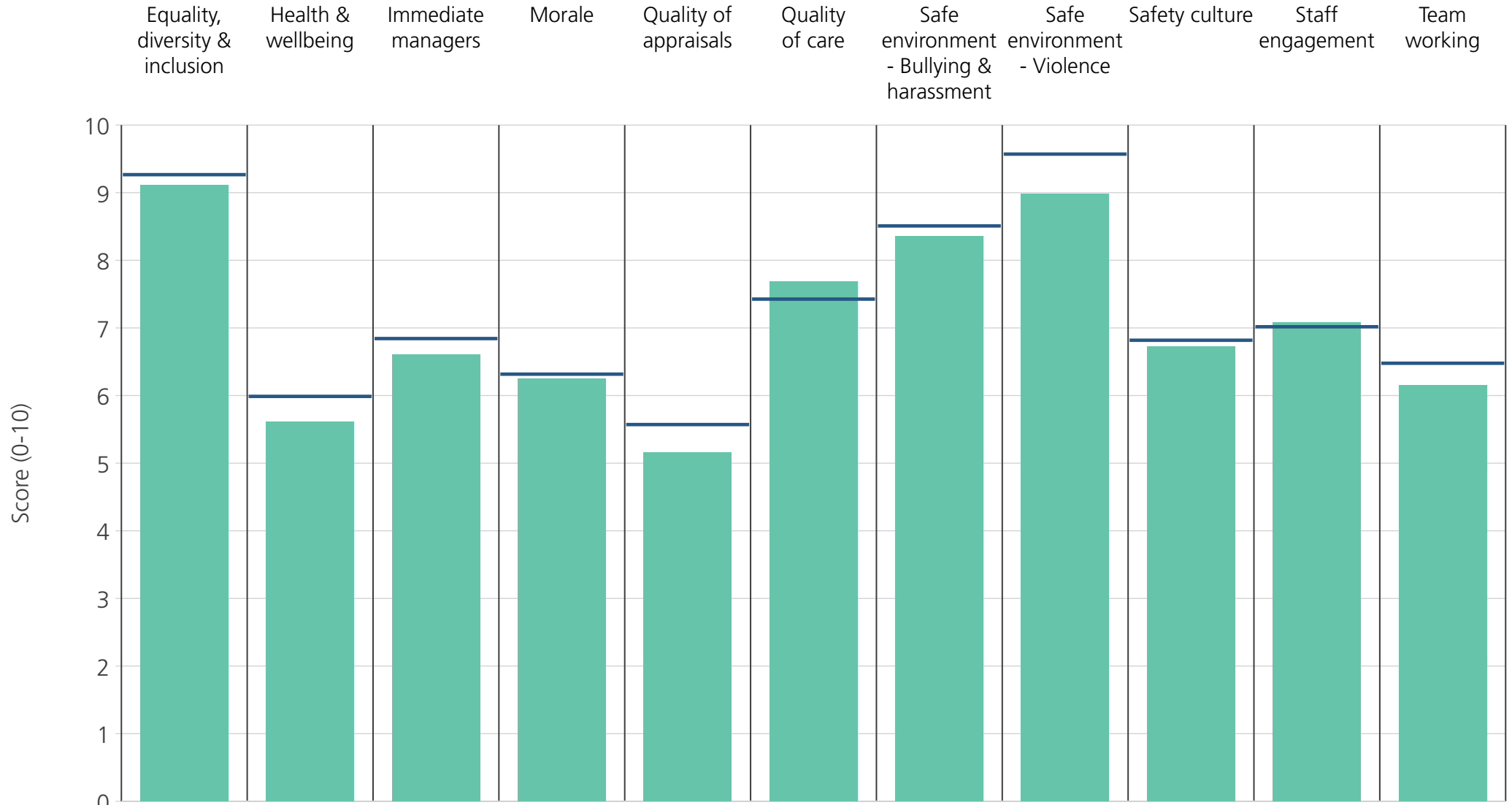
Directorate	9.3	5.8	6.6	6.2	5.4	7.4	8.7	9.8	6.9	7.0	6.4
Your org	9.3	6.0	6.8	6.3	5.6	7.4	8.5	9.6	6.8	7.0	6.5
Responses	1058	1062	1059	1060	942	985	1054	1057	1060	1061	1053



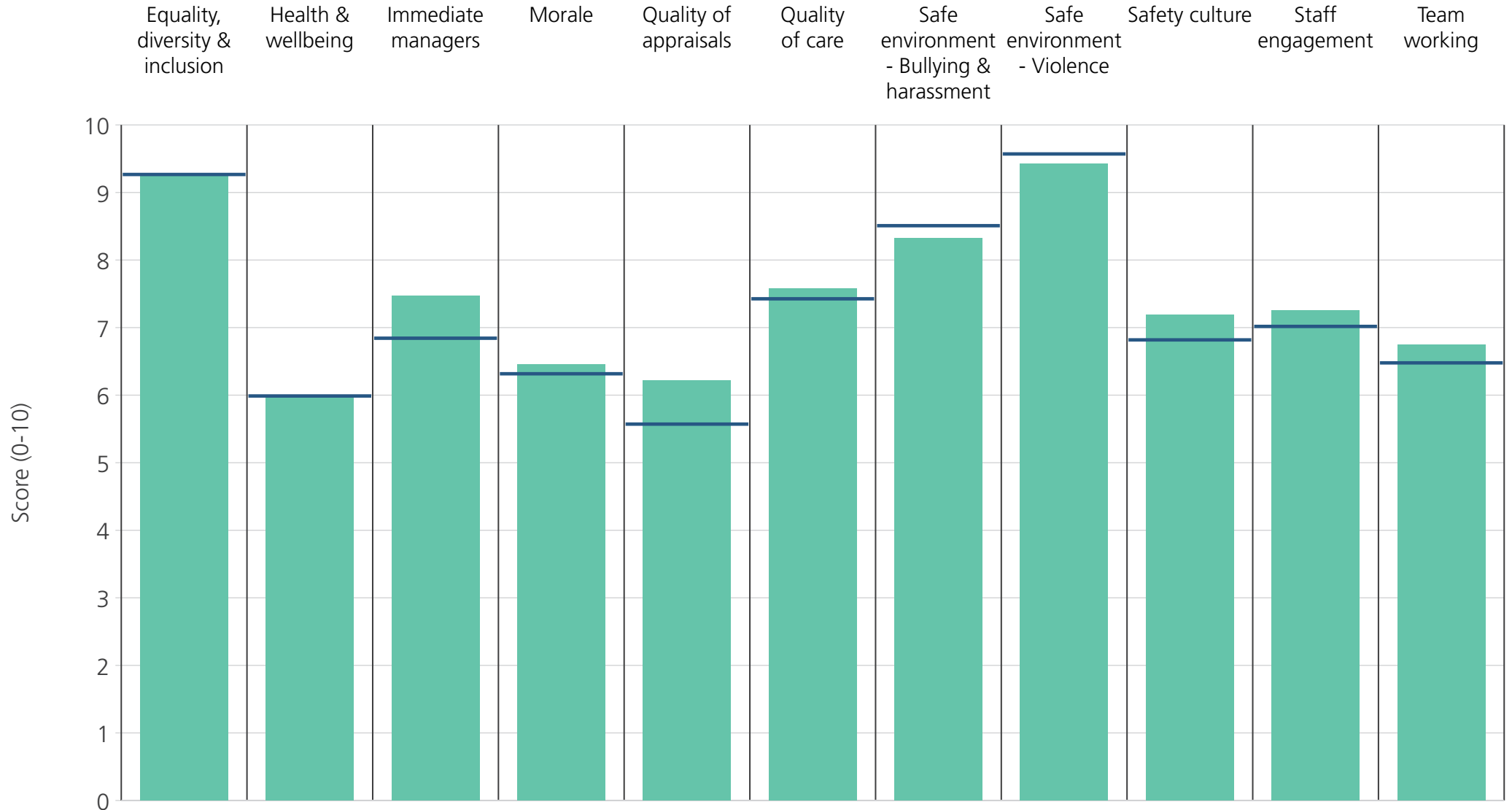
Directorate	9.3	6.0	7.1	6.4	5.8	7.2	8.3	9.7	6.9	7.1	6.7
Your org	9.3	6.0	6.8	6.3	5.6	7.4	8.5	9.6	6.8	7.0	6.5
Responses	596	601	598	601	510	555	599	600	600	601	599



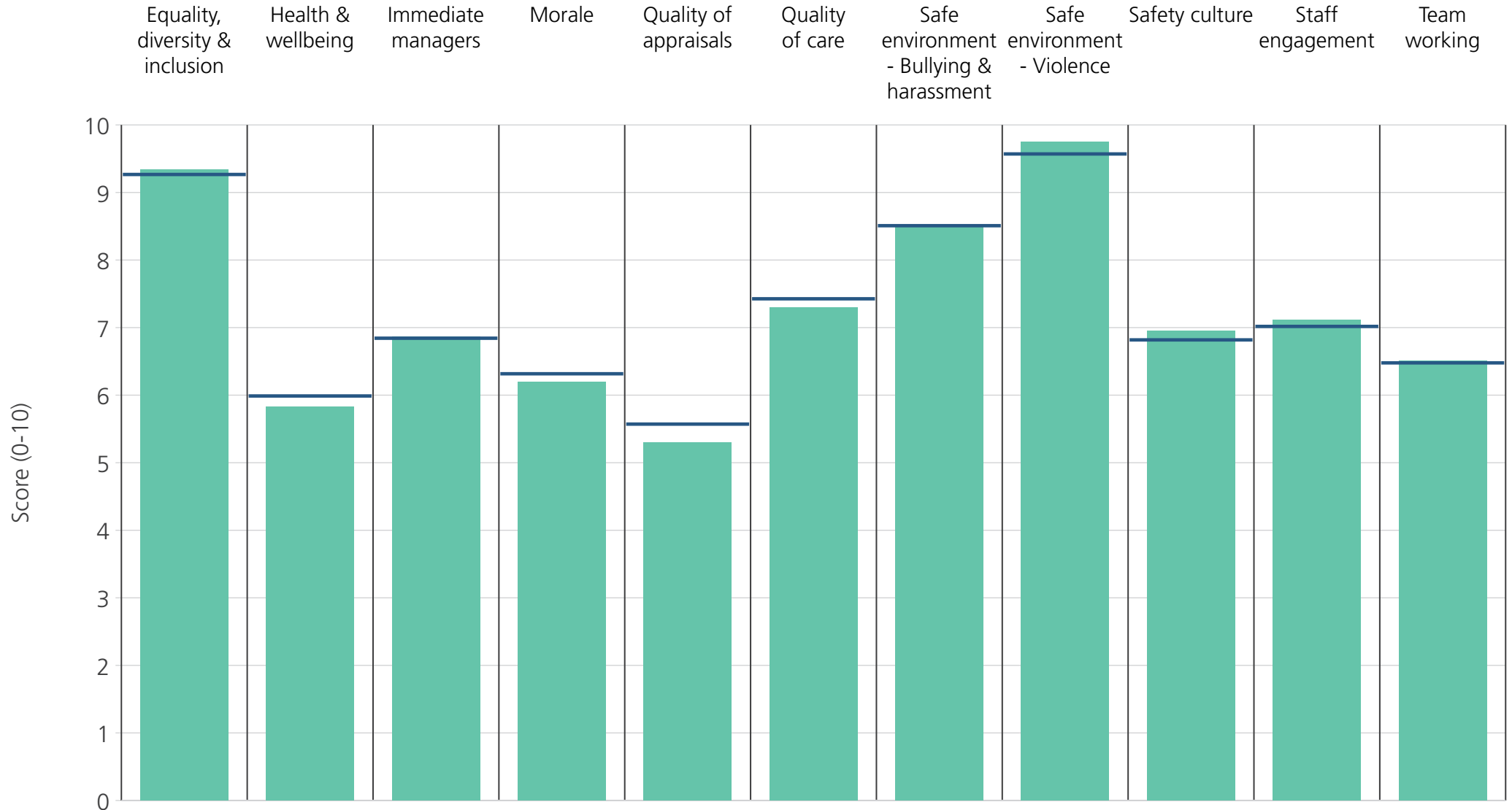
Directorate	9.3	5.6	6.8	6.2	5.2	7.2	8.0	9.5	6.9	7.0	6.5
Your org	9.3	6.0	6.8	6.3	5.6	7.4	8.5	9.6	6.8	7.0	6.5
Responses	271	272	270	269	243	257	269	270	270	273	270



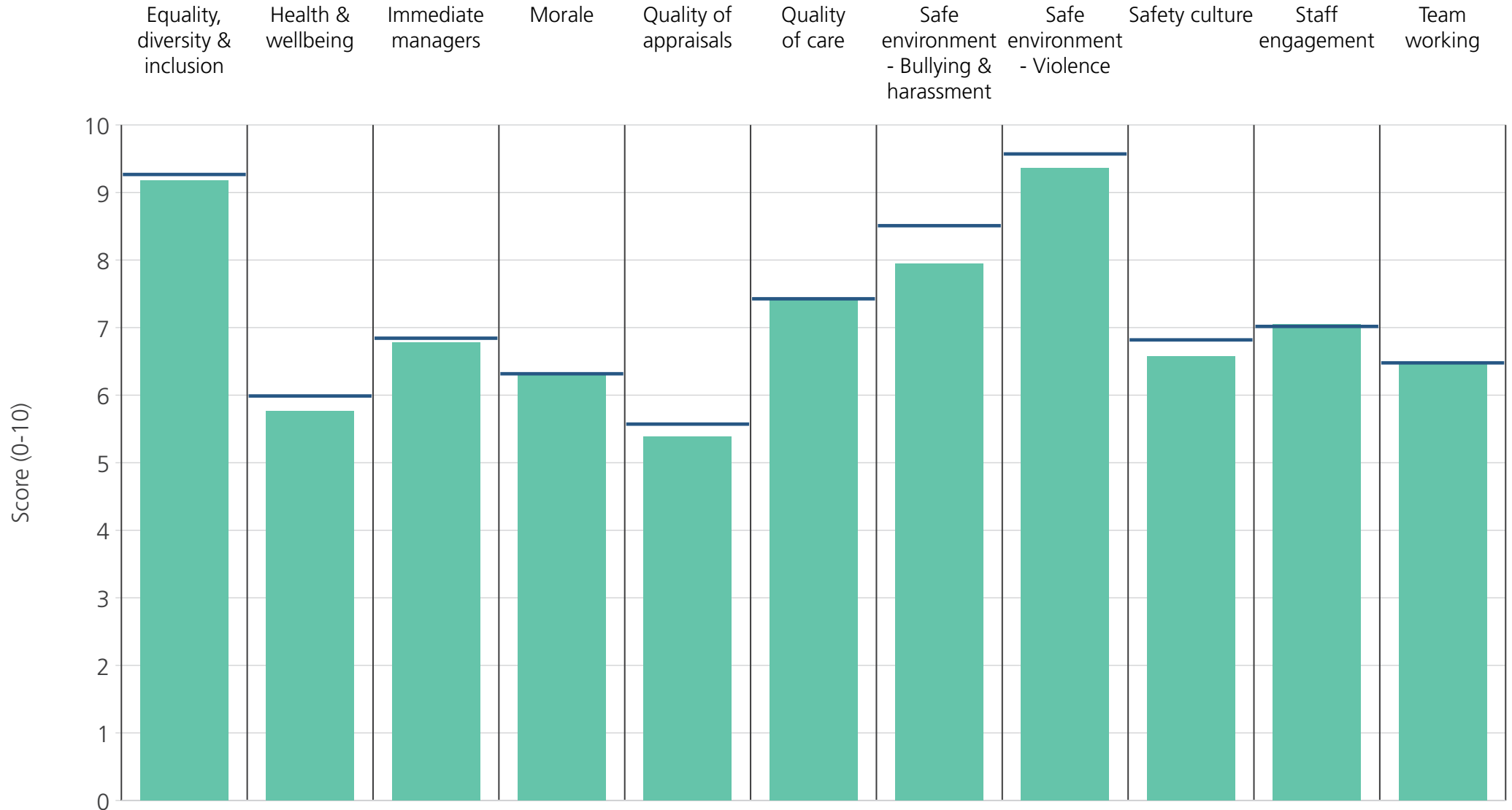
Directorate	9.1	5.6	6.6	6.3	5.2	7.7	8.4	9.0	6.7	7.1	6.2
Your org	9.3	6.0	6.8	6.3	5.6	7.4	8.5	9.6	6.8	7.0	6.5
Responses	443	446	444	445	398	428	444	443	446	446	441



Directorate	9.3	6.0	7.5	6.4	6.2	7.6	8.3	9.4	7.2	7.3	6.7
Your org	9.3	6.0	6.8	6.3	5.6	7.4	8.5	9.6	6.8	7.0	6.5
Responses	511	514	512	514	445	485	508	508	512	515	511



Directorate	9.3	5.8	6.9	6.2	5.3	7.3	8.5	9.8	6.9	7.1	6.5
Your org	9.3	6.0	6.8	6.3	5.6	7.4	8.5	9.6	6.8	7.0	6.5
Responses	518	519	520	518	456	482	517	514	518	520	516



Directorate	9.2	5.8	6.8	6.3	5.4	7.4	7.9	9.4	6.6	7.1	6.5
Your org	9.3	6.0	6.8	6.3	5.6	7.4	8.5	9.6	6.8	7.0	6.5
Responses	280	280	281	279	249	263	280	281	280	281	277