

# Royal Berkshire NHS Foundation Trust

2019 NHS Staff Survey

**Directorate Report**

**Contents**

Introduction . . . . .	3	Workforce and Organisational Development . . . . .	26
Themes – Directorates 1 . . . . .	4	Finance . . . . .	27
Urgent Care . . . . .	5	Director of Nursing . . . . .	28
Planned Care . . . . .	6	Planned Spokes . . . . .	29
Networked Care . . . . .	7	Outpatients 1 and 2 . . . . .	30
Corporate Services . . . . .	8	Research and Development . . . . .	31
Estates and Facilities . . . . .	9	Chief Medical Officer . . . . .	32
Themes – Directorates 2 . . . . .	10	Medical Records . . . . .	33
Emergency Care . . . . .	11	Other . . . . .	34
Maternity and Childrens Services . . . . .	12		
Facilities . . . . .	13		
Specialist Medicine . . . . .	14		
Integrated Medicine . . . . .	15		
Acute Medicine . . . . .	16		
Abdominal Surgery . . . . .	17		
Head and Neck . . . . .	18		
Specialist Surgery Theatres and Anaesthetics . . . . .	19		
Berkshire Cancer Centre . . . . .	20		
Orthopaedics . . . . .	21		
Corporate - Other . . . . .	22		
Pathology . . . . .	23		
Pharmacy . . . . .	24		
IT . . . . .	25		

This directorate report for Royal Berkshire NHS Foundation Trust contains results by directorate for themes from the 2019 NHS Staff Survey. These results are compared to the unweighted average for your organisation.

**Please note:** It is possible that there are differences between the 'Your org' scores reported in this directorate report and those in the benchmark report. This is because the results in the benchmark report are weighted to allow for fair comparisons between organisations of a similar type. However, in this report comparisons are made within your organisation so the unweighted organisation result is a more appropriate point of comparison.

The directorate breakdowns used in this report were provided and defined by Royal Berkshire NHS Foundation Trust. Details of how the theme scores were calculated are included in the Technical Document, available to download from our [results website](#).

## Key features

Breakdown type and **directorate name** are specified in the header. Black text in the header is hyperlinked: clicking on '2019 NHS Staff Survey Results' navigates back to the contents page.

Directorate results are presented in the context of the (unweighted) **organisation average ('Your org')**, so it is easy to tell if a directorate is performing better or worse than the organisation average. For all themes, a higher score is a better result than a lower score.

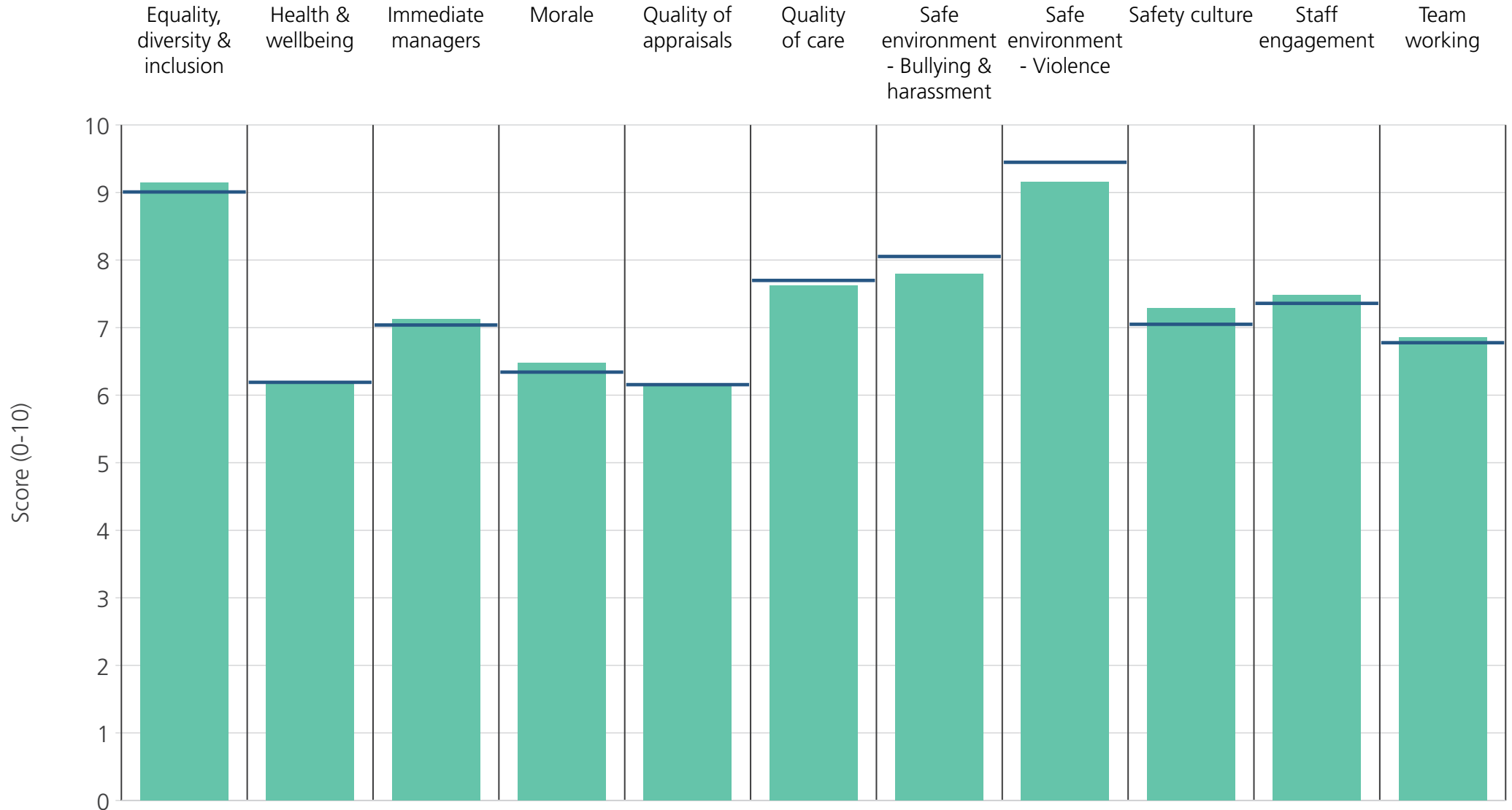
The **number of responses** feeding into each theme score **for the given directorate** is specified below the table containing the directorate and trust scores.



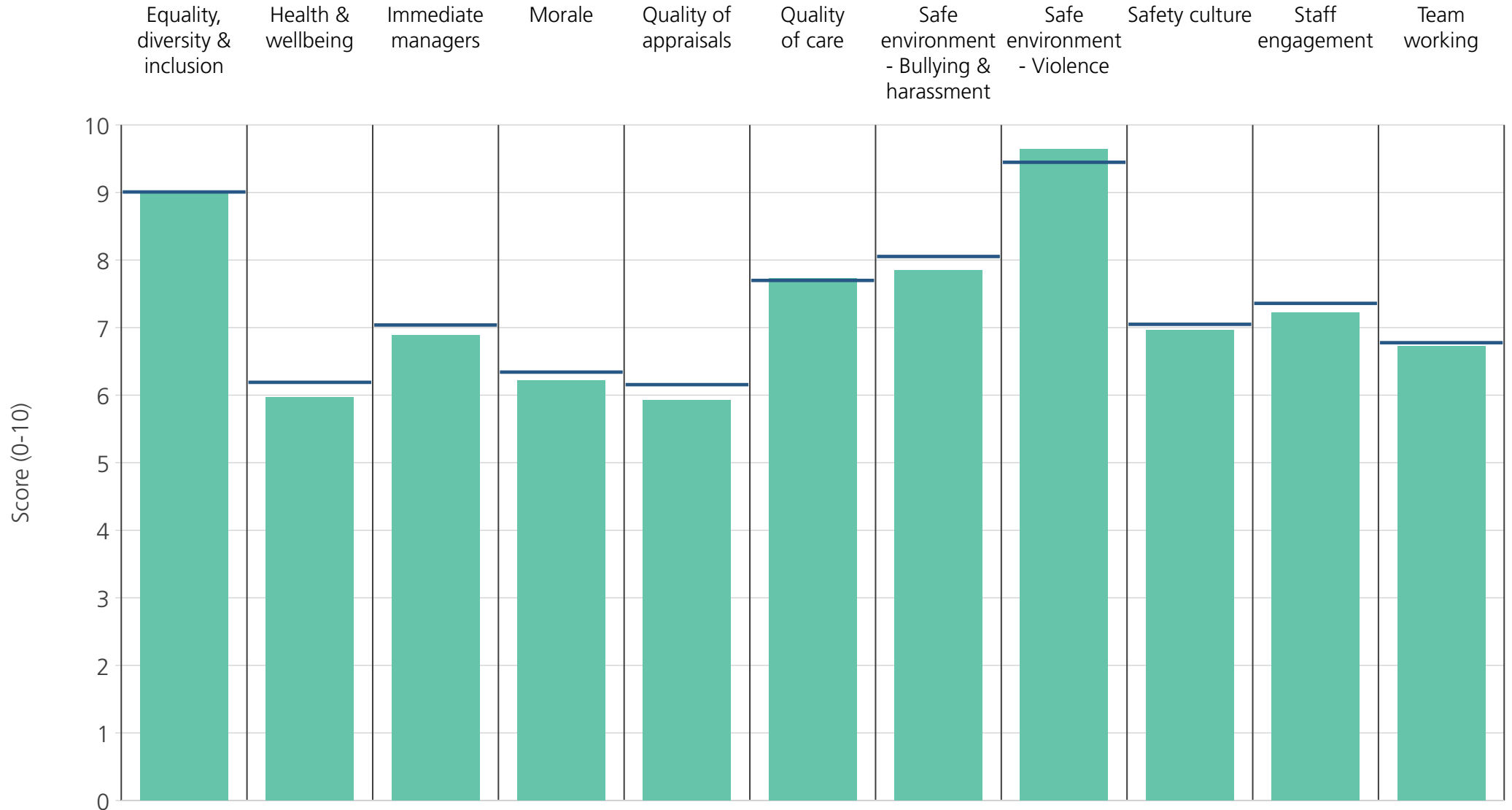
**! Note:** when there are less than 11 responses in a group, results are suppressed to protect staff confidentiality

# Directorates 1

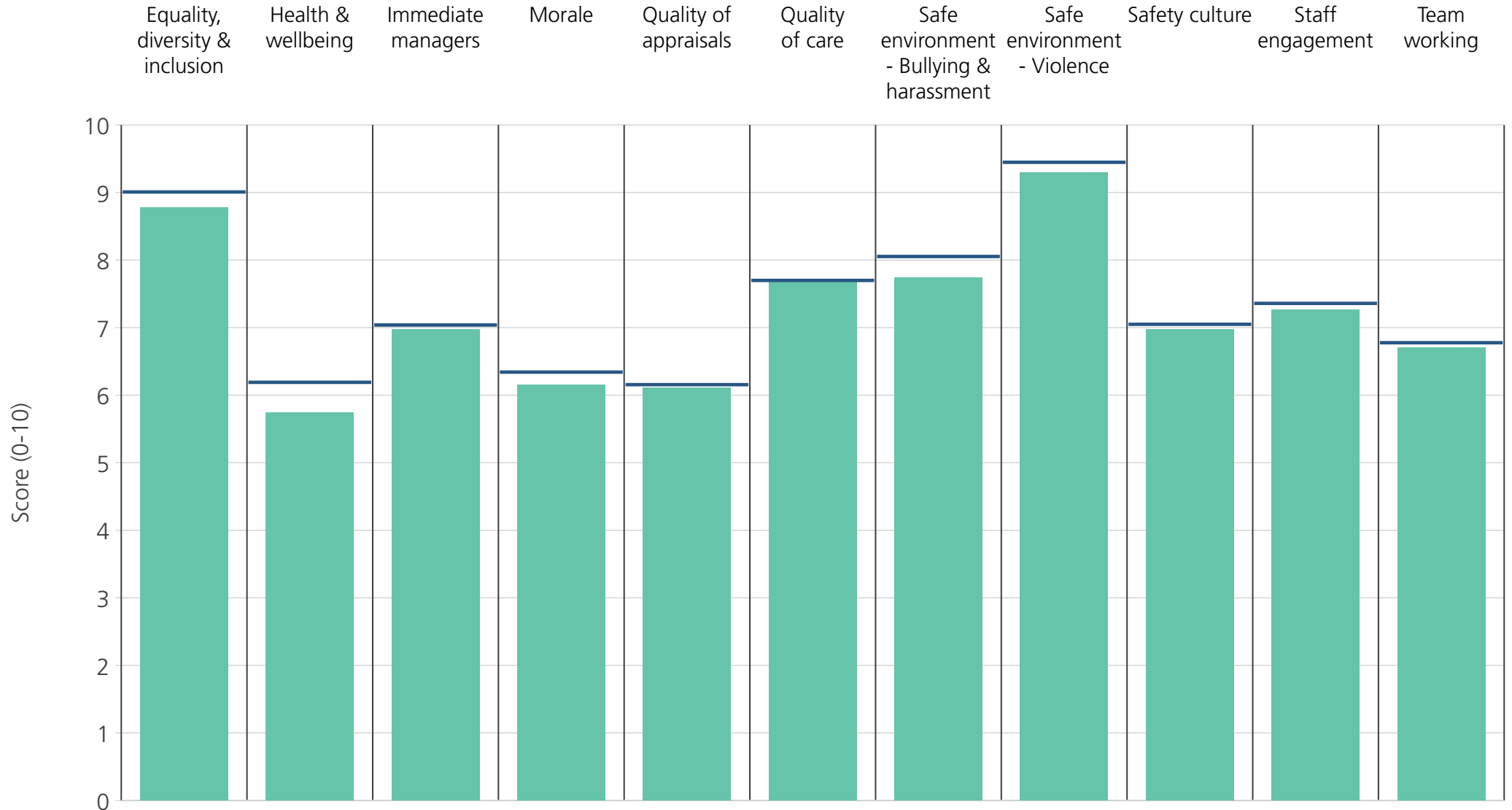
Royal Berkshire NHS Foundation Trust  
2019 NHS Staff Survey Results



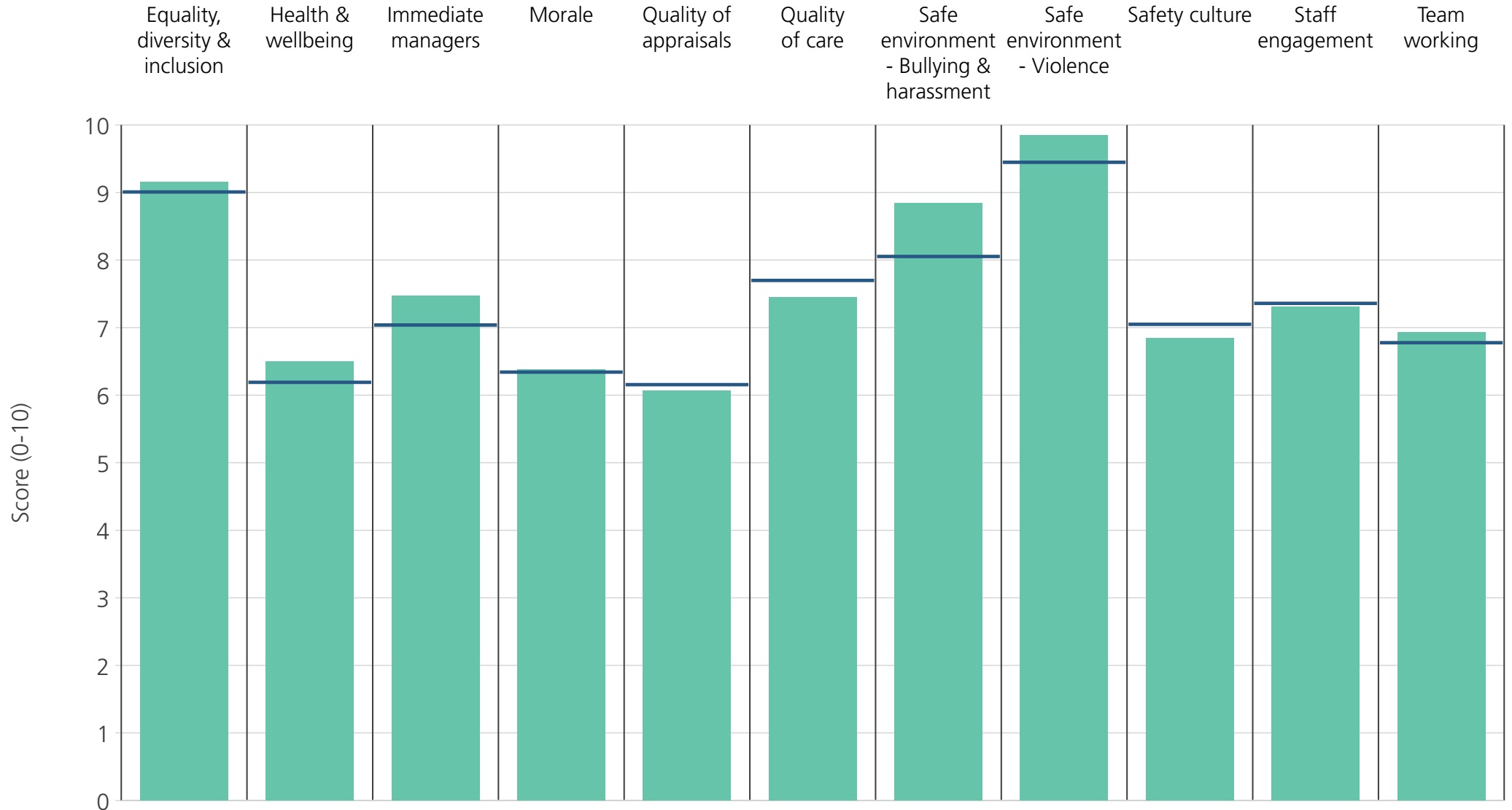
<b>Directorate</b>	9.1	6.2	7.1	6.5	6.1	7.6	7.8	9.2	7.3	7.5	6.9
<b>Your org</b>	9.0	6.2	7.0	6.3	6.2	7.7	8.1	9.4	7.0	7.4	6.8
<b>Responses</b>	809	815	816	797	704	790	809	808	810	834	825



<b>Directorate</b>	9.0	6.0	6.9	6.2	5.9	7.7	7.9	9.6	7.0	7.2	6.7
<b>Your org</b>	9.0	6.2	7.0	6.3	6.2	7.7	8.1	9.4	7.0	7.4	6.8
<b>Responses</b>	790	794	795	783	671	762	785	786	787	807	799

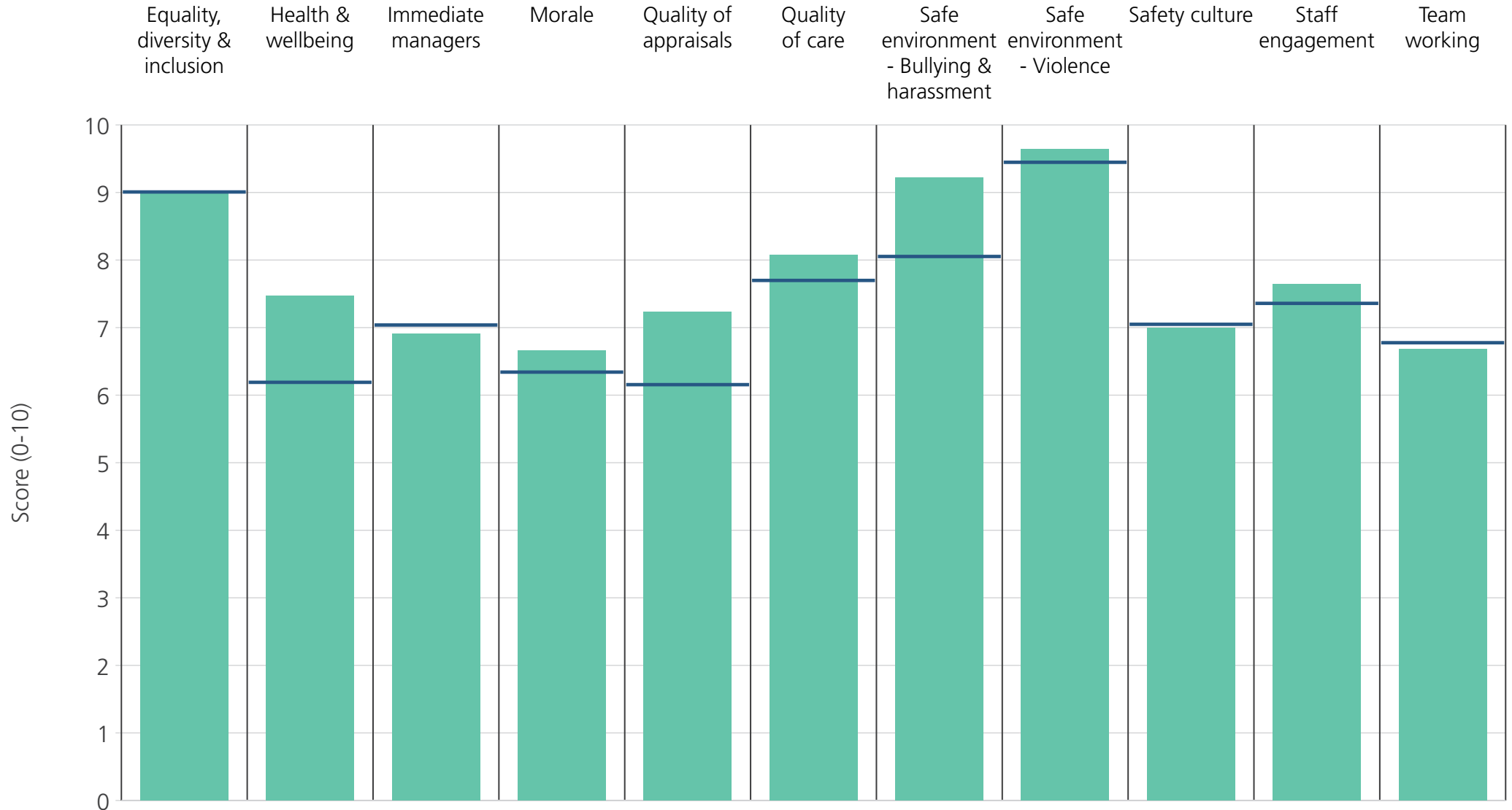


<b>Directorate</b>	8.8	5.7	7.0	6.2	6.1	7.7	7.7	9.3	7.0	7.3	6.7
<b>Your org</b>	9.0	6.2	7.0	6.3	6.2	7.7	8.1	9.4	7.0	7.4	6.8
<b>Responses</b>	586	588	591	578	493	576	576	583	585	597	591



<b>Directorate</b>	9.2	6.5	7.5	6.4	6.1	7.5	8.8	9.8	6.8	7.3	6.9
<b>Your org</b>	9.0	6.2	7.0	6.3	6.2	7.7	8.1	9.4	7.0	7.4	6.8
<b>Responses</b>	299	300	300	297	252	190	299	299	297	300	298

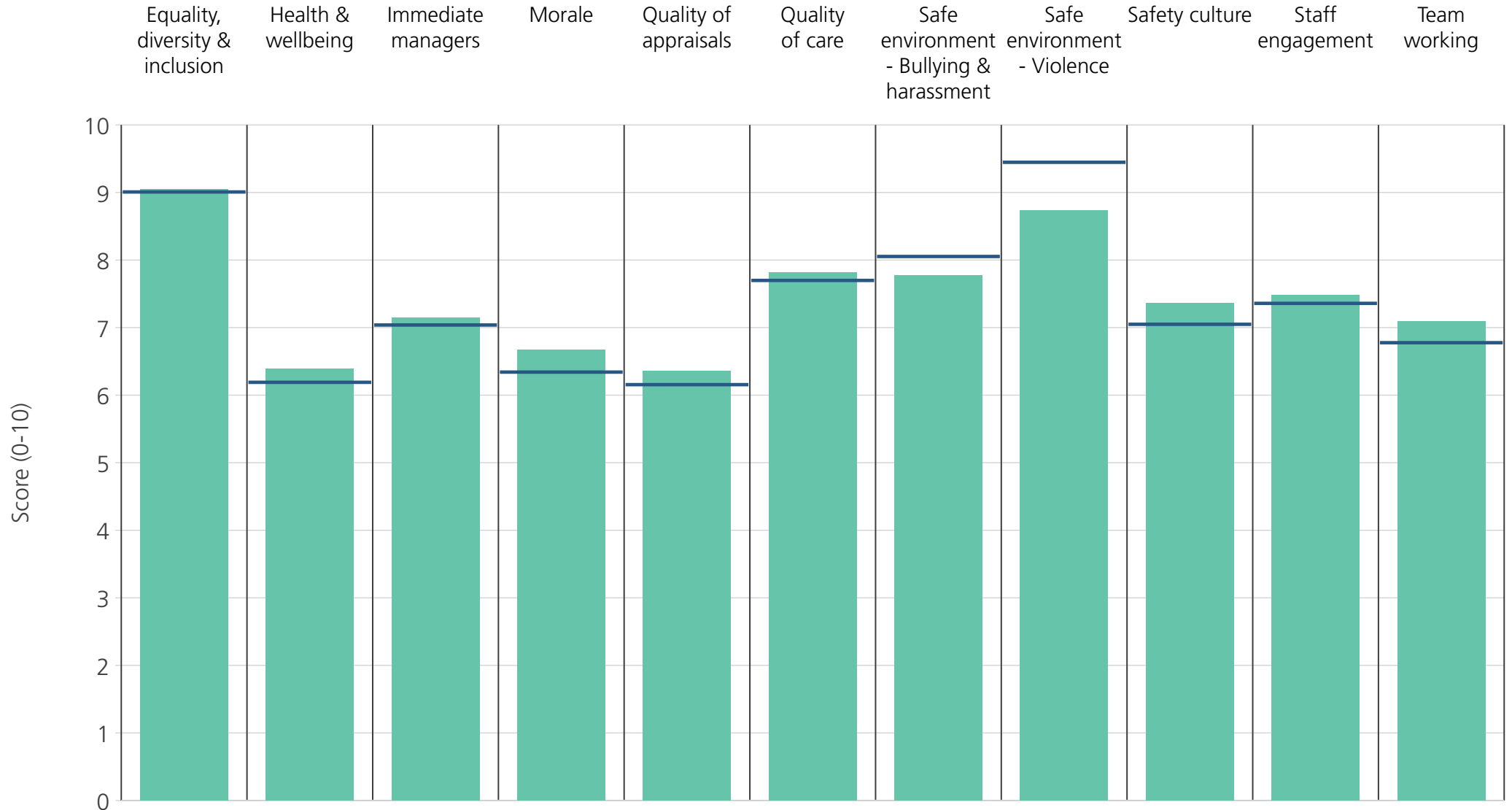




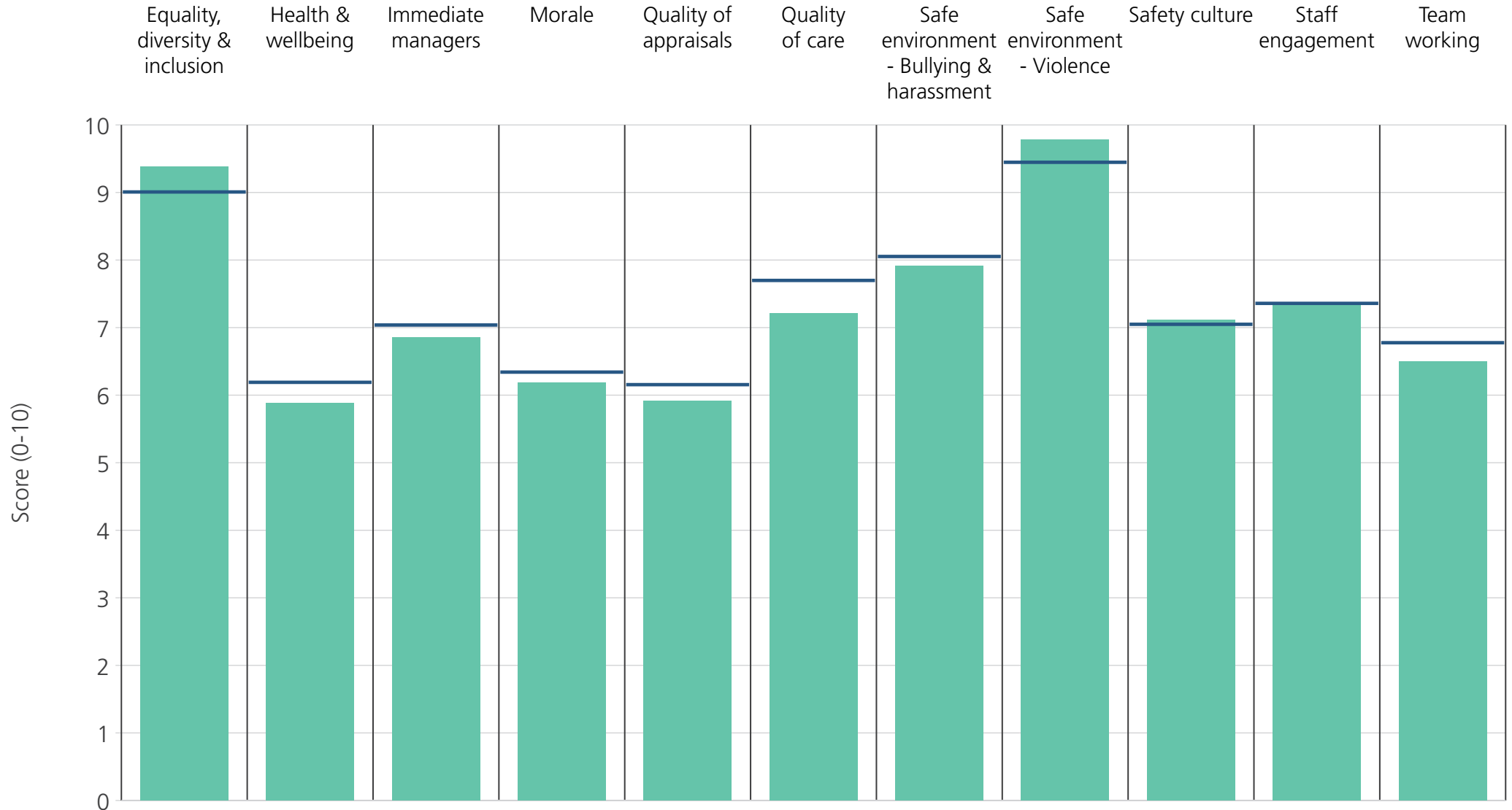
<b>Directorate</b>	9.0	7.5	6.9	6.7	7.2	8.1	9.2	9.6	7.0	7.6	6.7
<b>Your org</b>	9.0	6.2	7.0	6.3	6.2	7.7	8.1	9.4	7.0	7.4	6.8
<b>Responses</b>	274	281	277	269	197	236	269	270	275	278	268

# Directorates 2

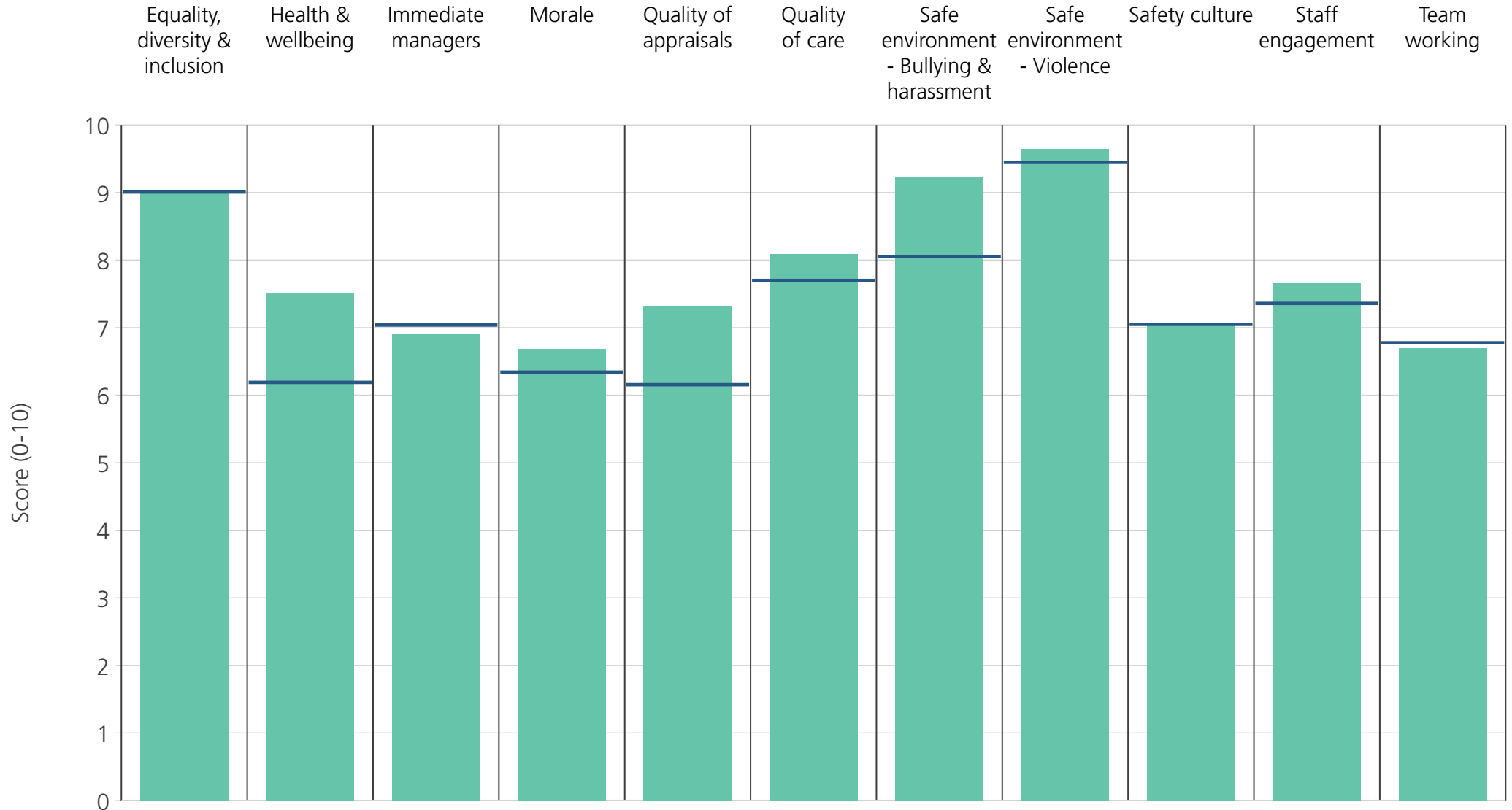
Royal Berkshire NHS Foundation Trust  
2019 NHS Staff Survey Results



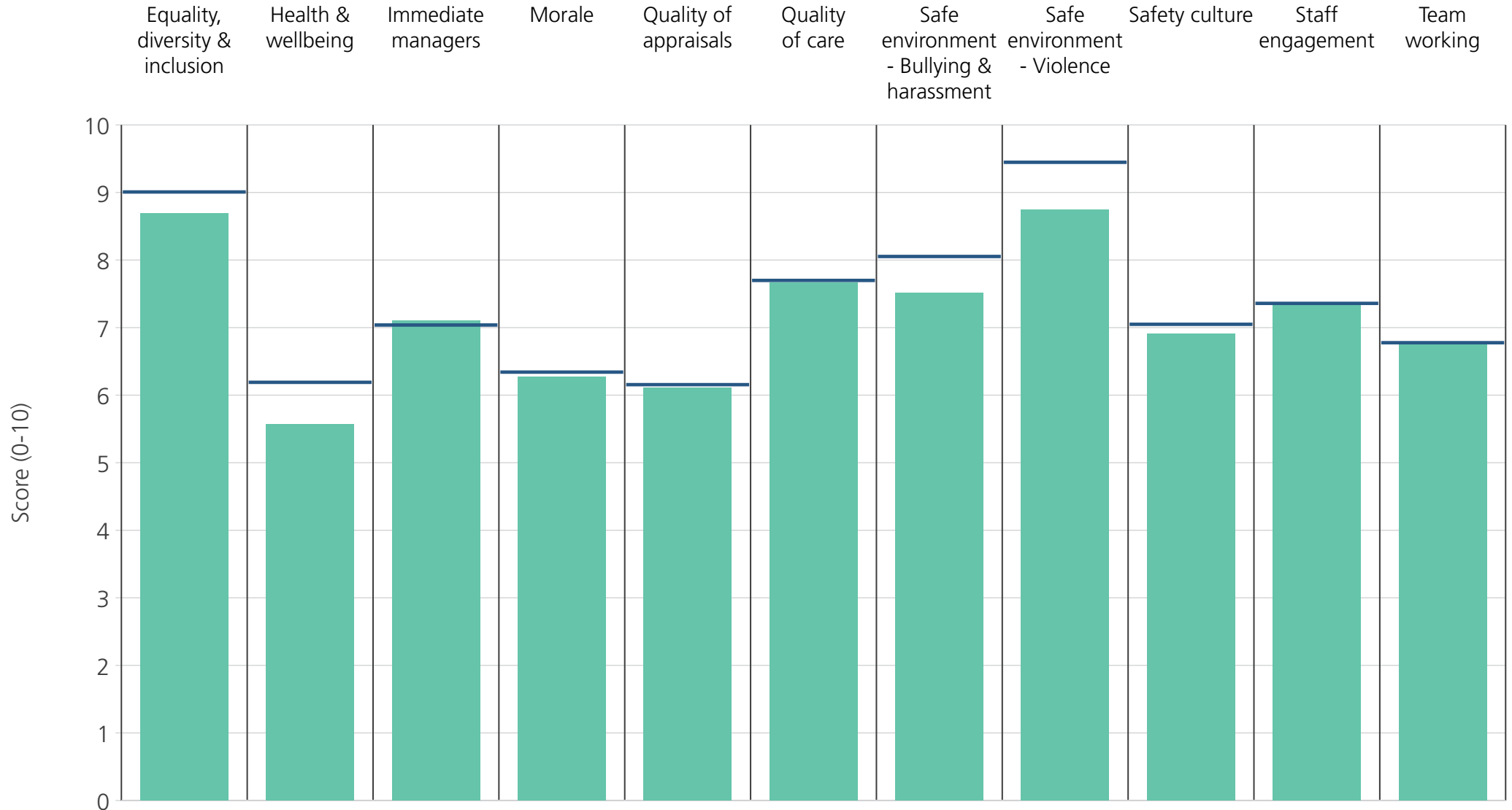
<b>Directorate</b>	9.0	6.4	7.1	6.7	6.4	7.8	7.8	8.7	7.4	7.5	7.1
<b>Your org</b>	9.0	6.2	7.0	6.3	6.2	7.7	8.1	9.4	7.0	7.4	6.8
<b>Responses</b>	349	352	353	344	301	346	349	349	351	362	361



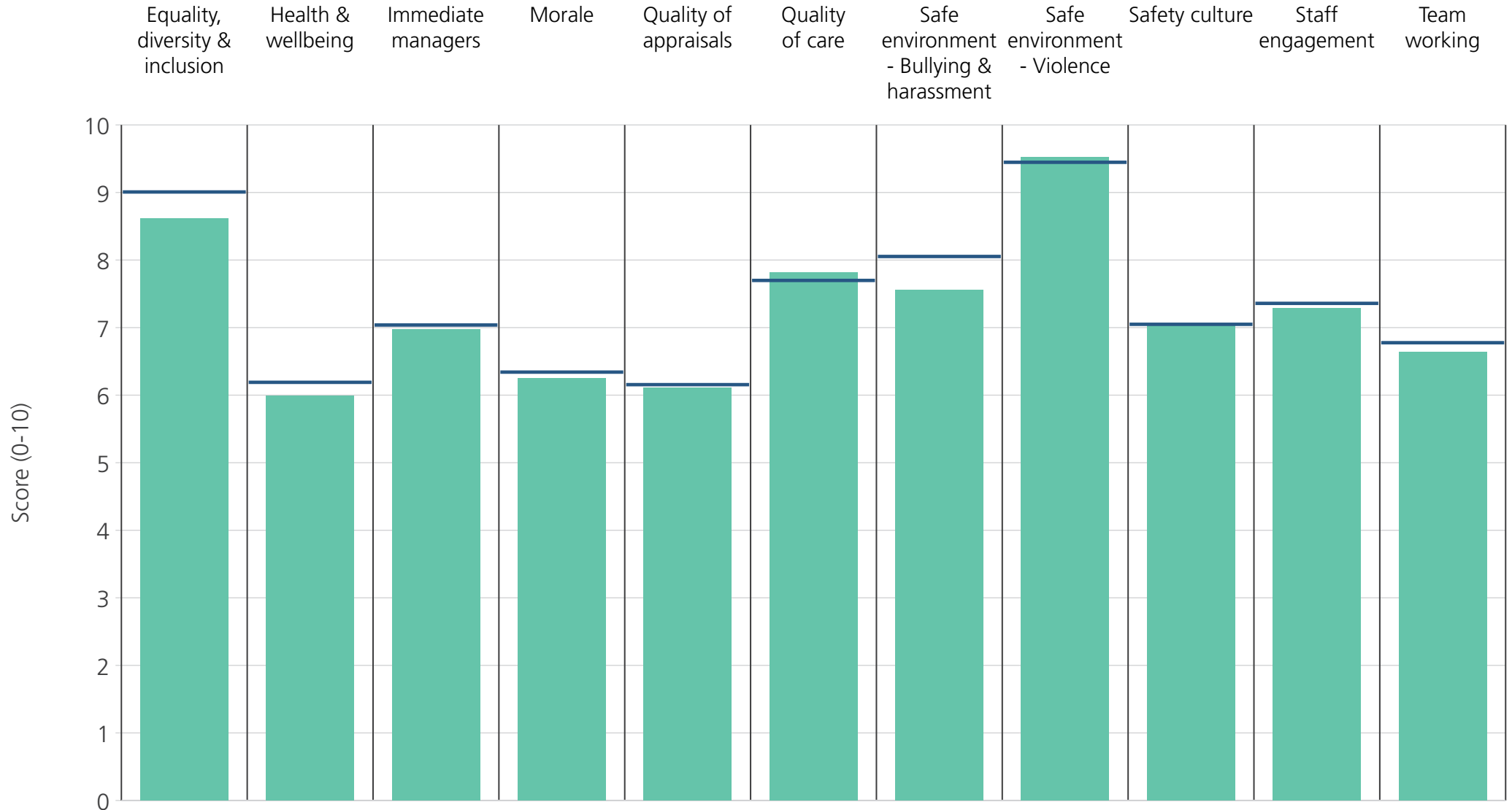
<b>Directorate</b>	9.4	5.9	6.9	6.2	5.9	7.2	7.9	9.8	7.1	7.4	6.5
<b>Your org</b>	9.0	6.2	7.0	6.3	6.2	7.7	8.1	9.4	7.0	7.4	6.8
<b>Responses</b>	292	295	295	286	255	291	293	293	292	301	295



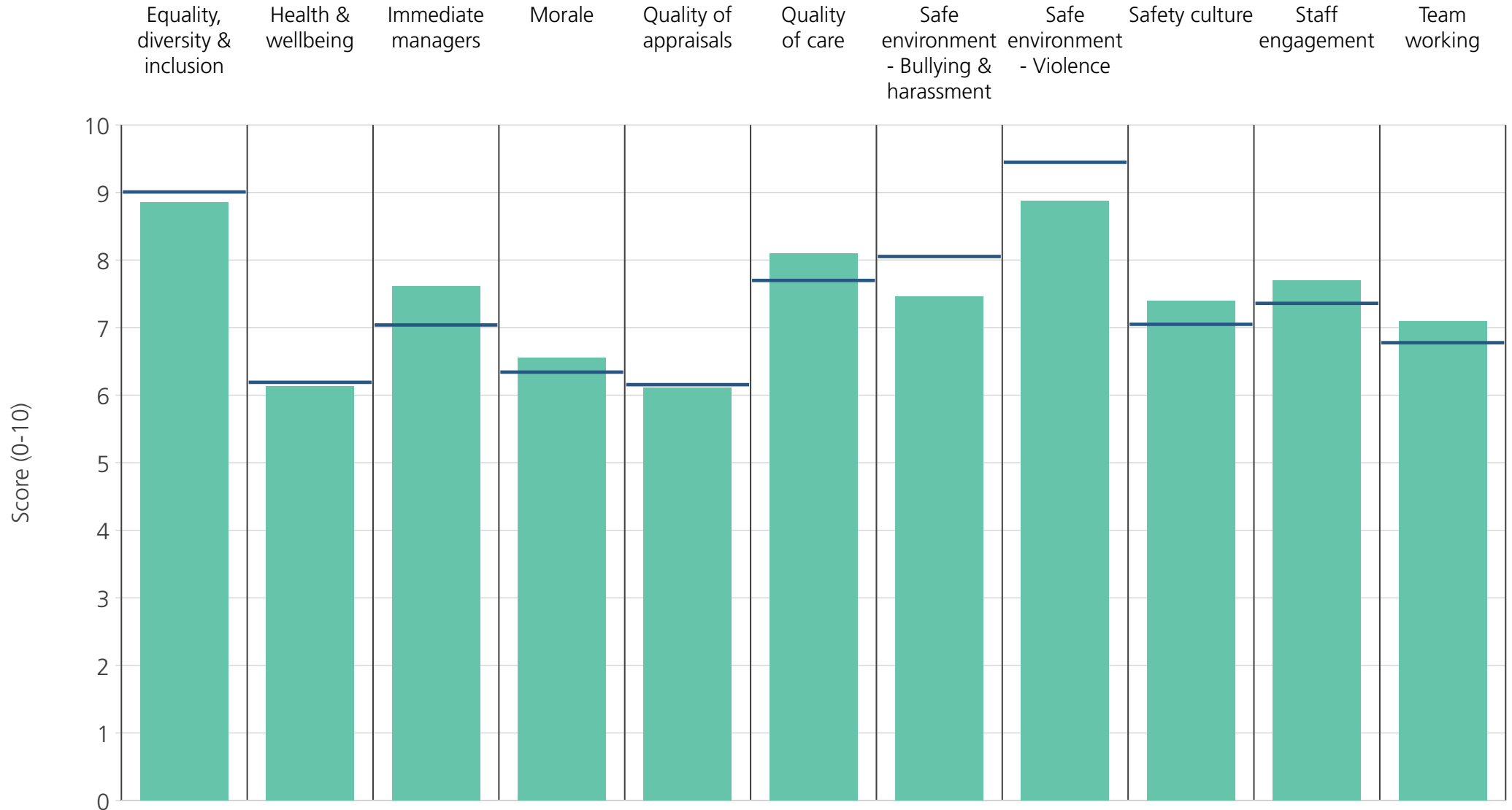
<b>Directorate</b>	9.0	7.5	6.9	6.7	7.3	8.1	9.2	9.6	7.0	7.7	6.7
<b>Your org</b>	9.0	6.2	7.0	6.3	6.2	7.7	8.1	9.4	7.0	7.4	6.8
<b>Responses</b>	270	277	273	265	194	233	265	266	271	274	264



<b>Directorate</b>	8.7	5.6	7.1	6.3	6.1	7.7	7.5	8.7	6.9	7.4	6.8
<b>Your org</b>	9.0	6.2	7.0	6.3	6.2	7.7	8.1	9.4	7.0	7.4	6.8
<b>Responses</b>	226	226	227	225	181	225	224	223	226	232	229

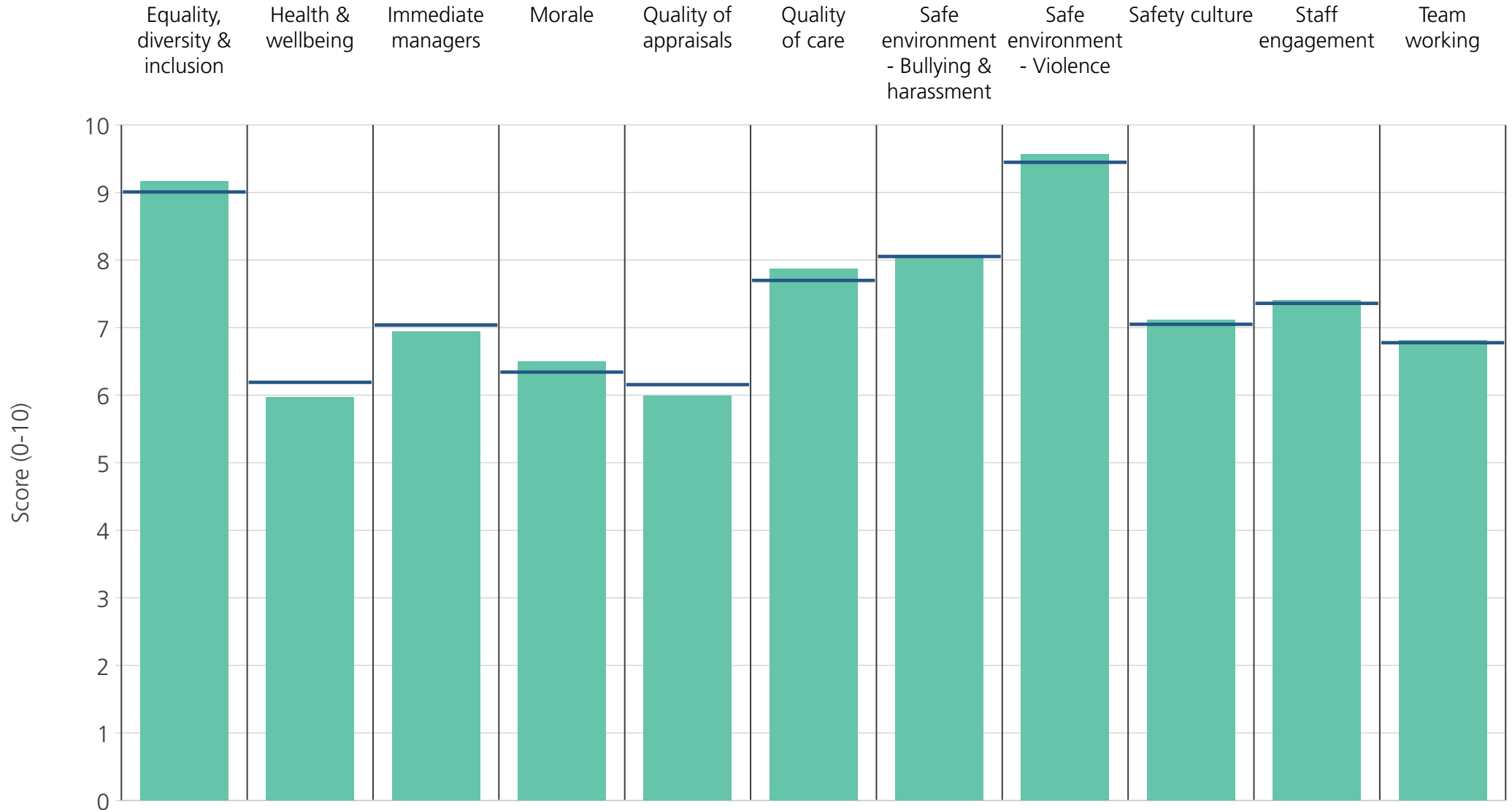


<b>Directorate</b>	8.6	6.0	7.0	6.2	6.1	7.8	7.6	9.5	7.0	7.3	6.6
<b>Your org</b>	9.0	6.2	7.0	6.3	6.2	7.7	8.1	9.4	7.0	7.4	6.8
<b>Responses</b>	212	213	214	209	188	213	207	211	212	216	214

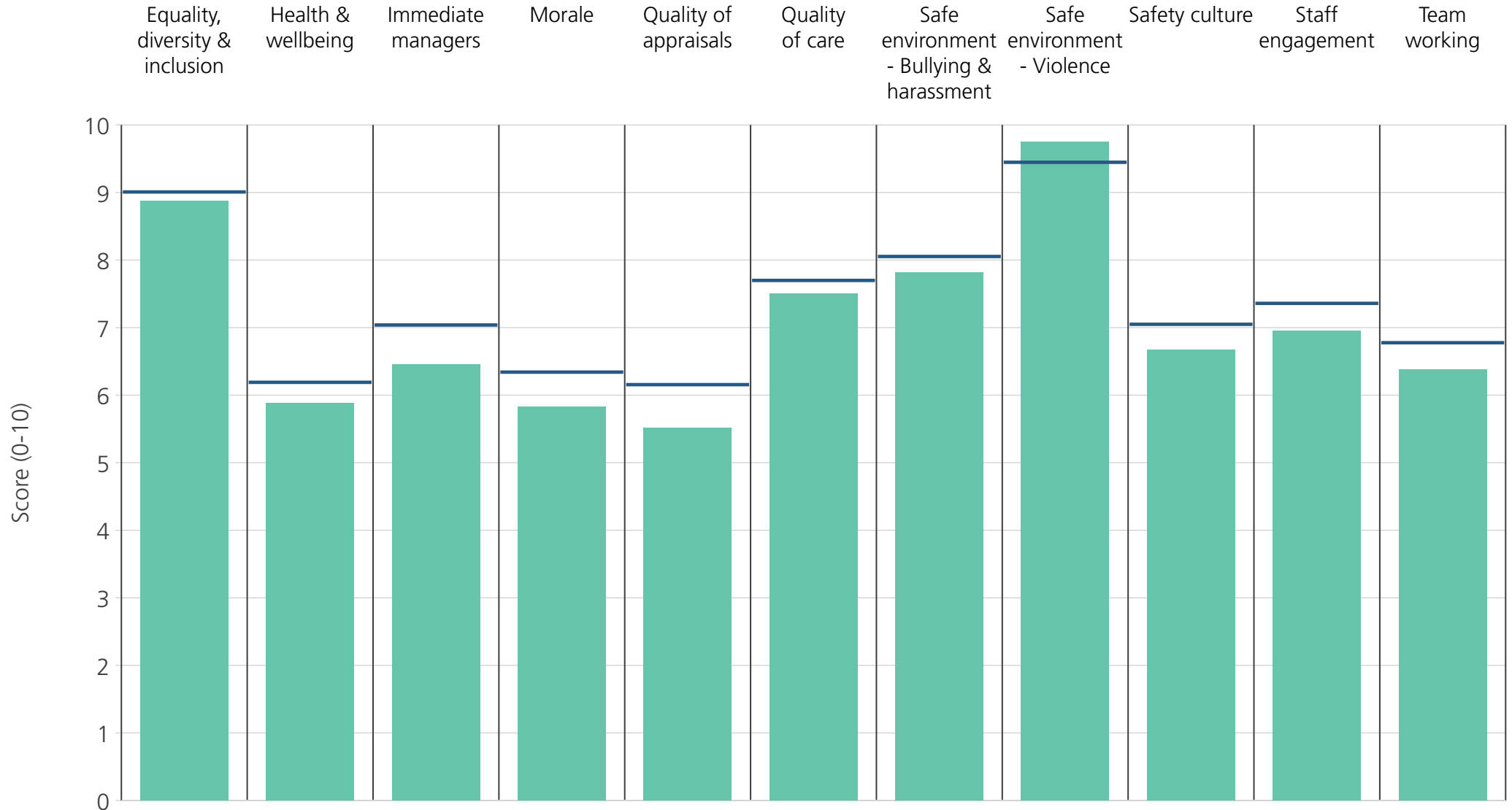


<b>Directorate</b>	8.8	6.1	7.6	6.6	6.1	8.1	7.5	8.9	7.4	7.7	7.1
<b>Your org</b>	9.0	6.2	7.0	6.3	6.2	7.7	8.1	9.4	7.0	7.4	6.8
<b>Responses</b>	144	144	144	144	125	138	143	142	144	147	145

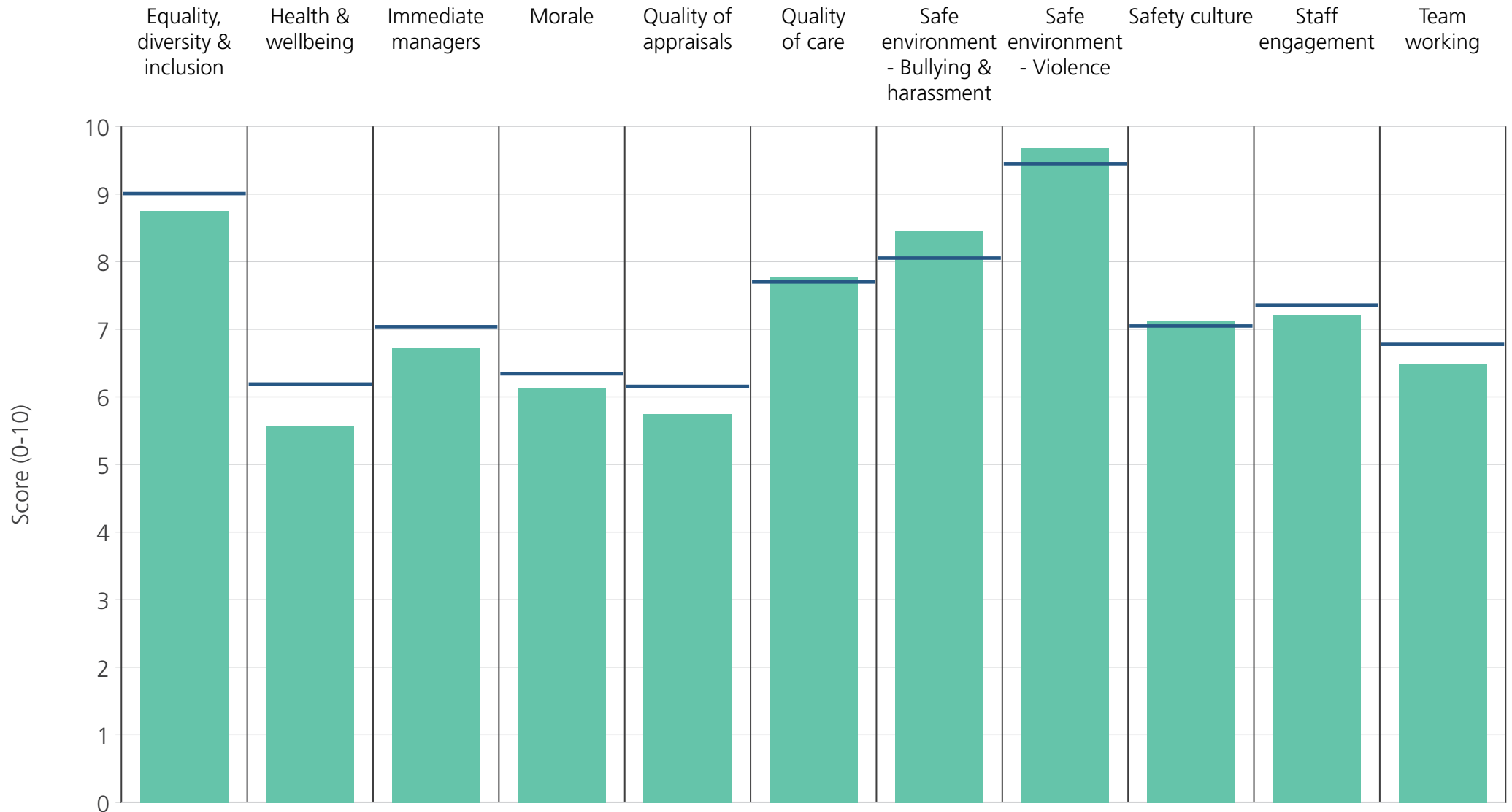




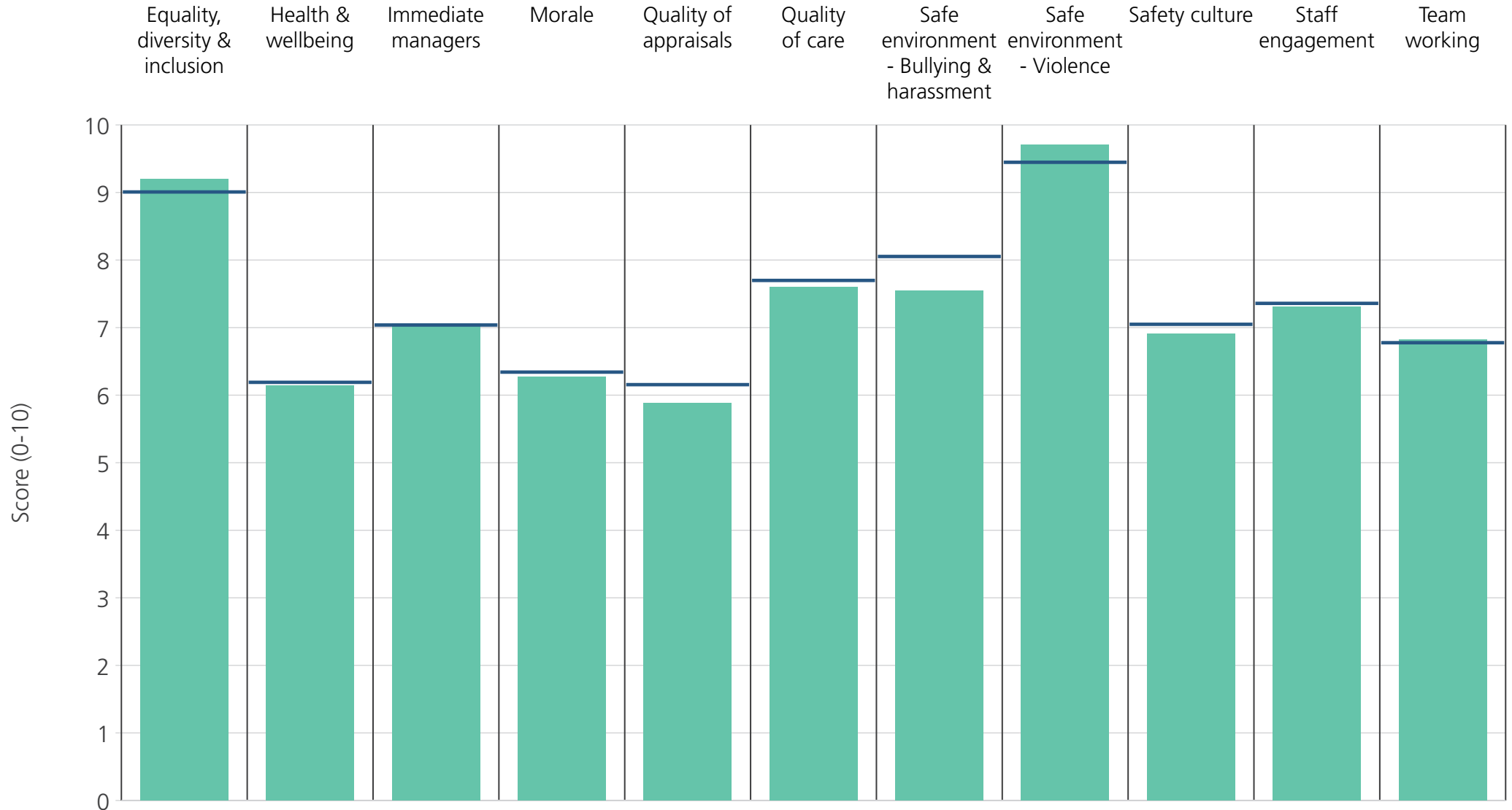
<b>Directorate</b>	9.2	6.0	6.9	6.5	6.0	7.9	8.1	9.6	7.1	7.4	6.8
<b>Your org</b>	9.0	6.2	7.0	6.3	6.2	7.7	8.1	9.4	7.0	7.4	6.8
<b>Responses</b>	153	155	156	150	137	152	151	153	152	158	156



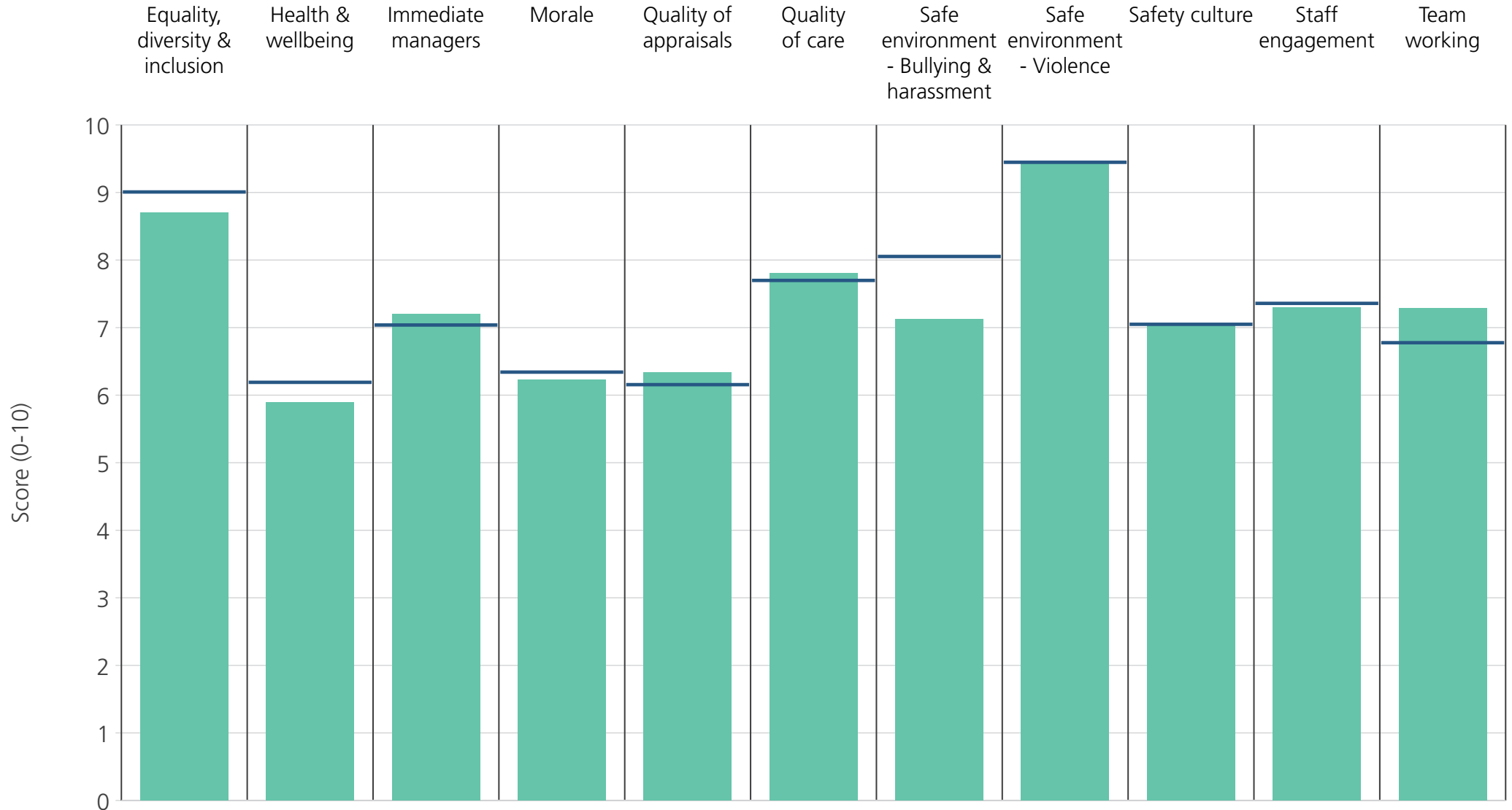
<b>Directorate</b>	8.9	5.9	6.5	5.8	5.5	7.5	7.8	9.8	6.7	7.0	6.4
<b>Your org</b>	9.0	6.2	7.0	6.3	6.2	7.7	8.1	9.4	7.0	7.4	6.8
<b>Responses</b>	149	151	151	149	116	145	149	147	149	152	151



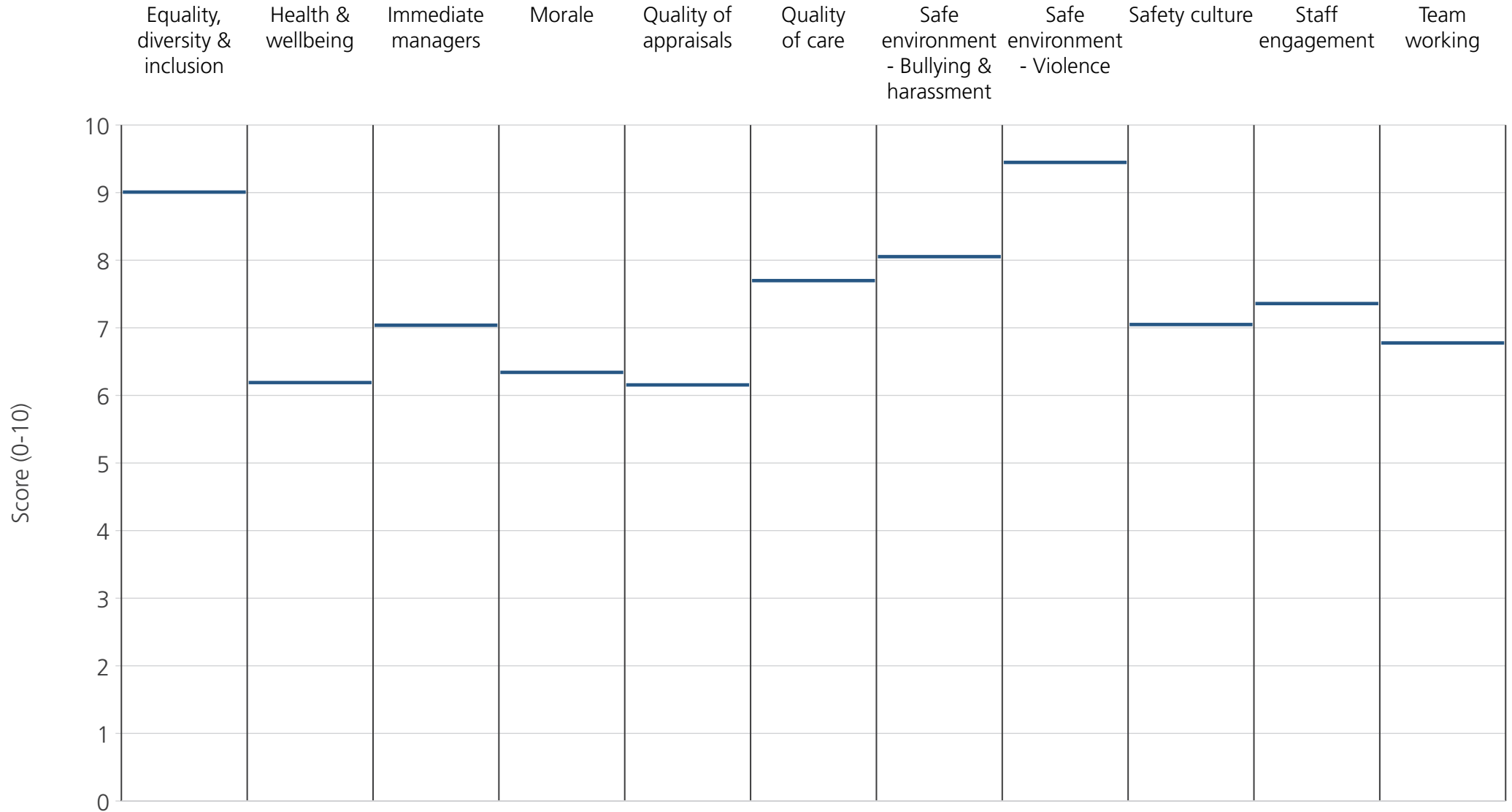
<b>Directorate</b>	8.7	5.6	6.7	6.1	5.7	7.8	8.4	9.7	7.1	7.2	6.5
<b>Your org</b>	9.0	6.2	7.0	6.3	6.2	7.7	8.1	9.4	7.0	7.4	6.8
<b>Responses</b>	143	143	144	143	129	139	143	142	143	146	145



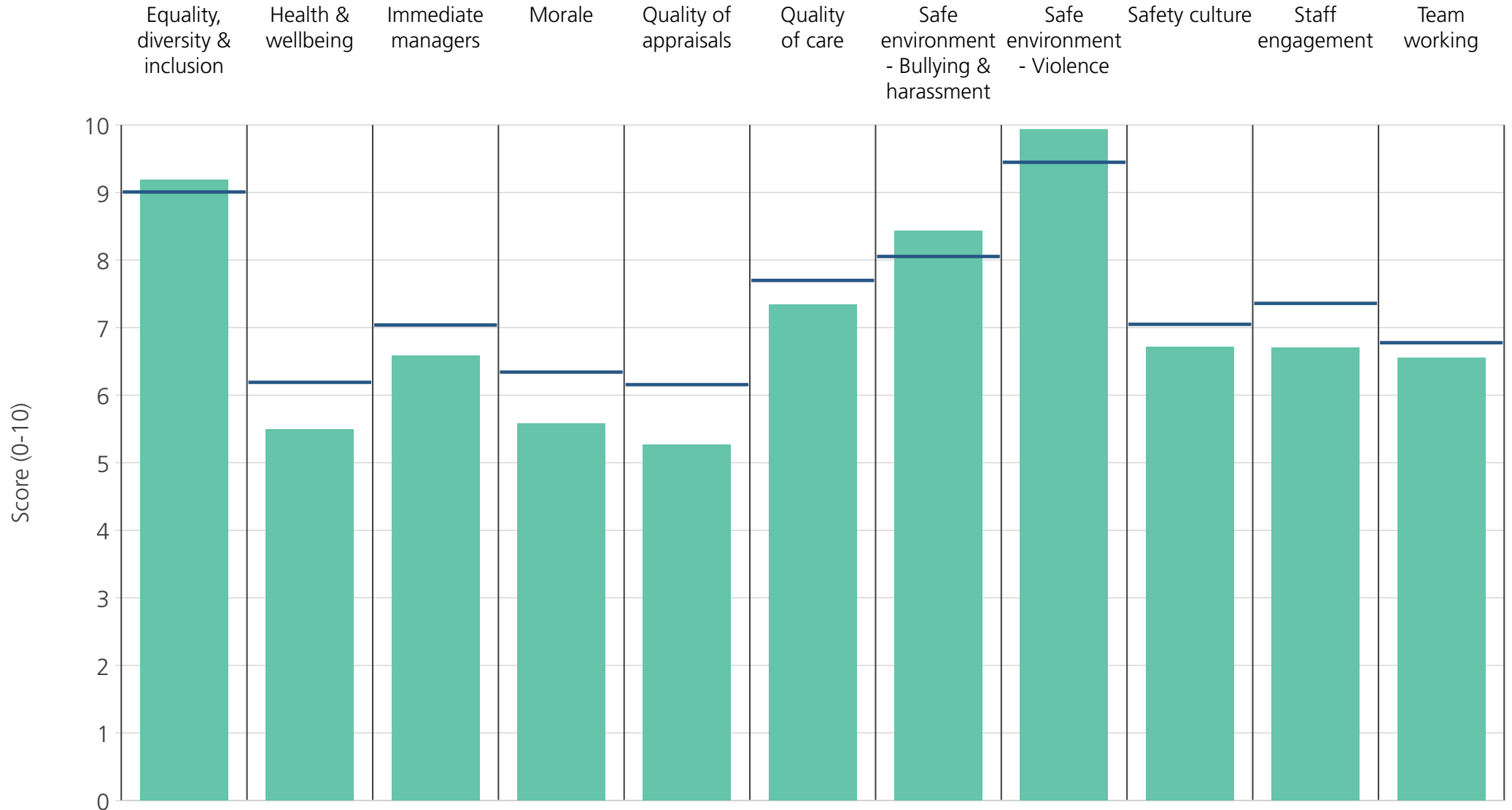
<b>Directorate</b>	9.2	6.1	7.1	6.3	5.9	7.6	7.5	9.7	6.9	7.3	6.8
<b>Your org</b>	9.0	6.2	7.0	6.3	6.2	7.7	8.1	9.4	7.0	7.4	6.8
<b>Responses</b>	158	158	158	157	130	146	155	158	158	161	157



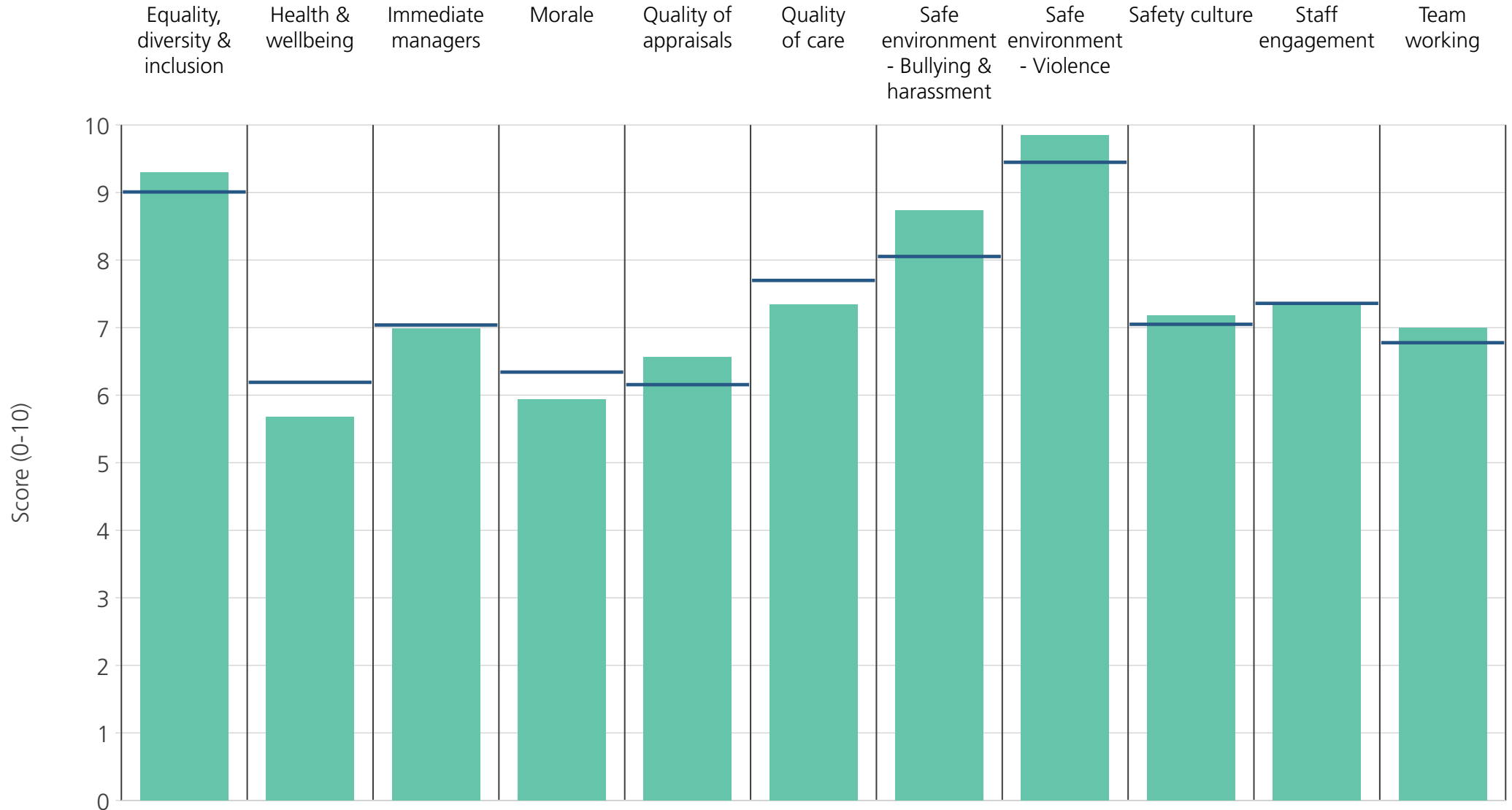
<b>Directorate</b>	8.7	5.9	7.2	6.2	6.3	7.8	7.1	9.4	7.0	7.3	7.3
<b>Your org</b>	9.0	6.2	7.0	6.3	6.2	7.7	8.1	9.4	7.0	7.4	6.8
<b>Responses</b>	116	116	115	115	98	114	116	115	115	117	117



Directorate	9.0	6.2	7.0	6.3	6.2	7.7	8.1	9.4	7.0	7.4	6.8
<b>Your org</b>	9.0	6.2	7.0	6.3	6.2	7.7	8.1	9.4	7.0	7.4	6.8
<b>Responses</b>	8	8	8	8	4	6	8	8	8	8	8

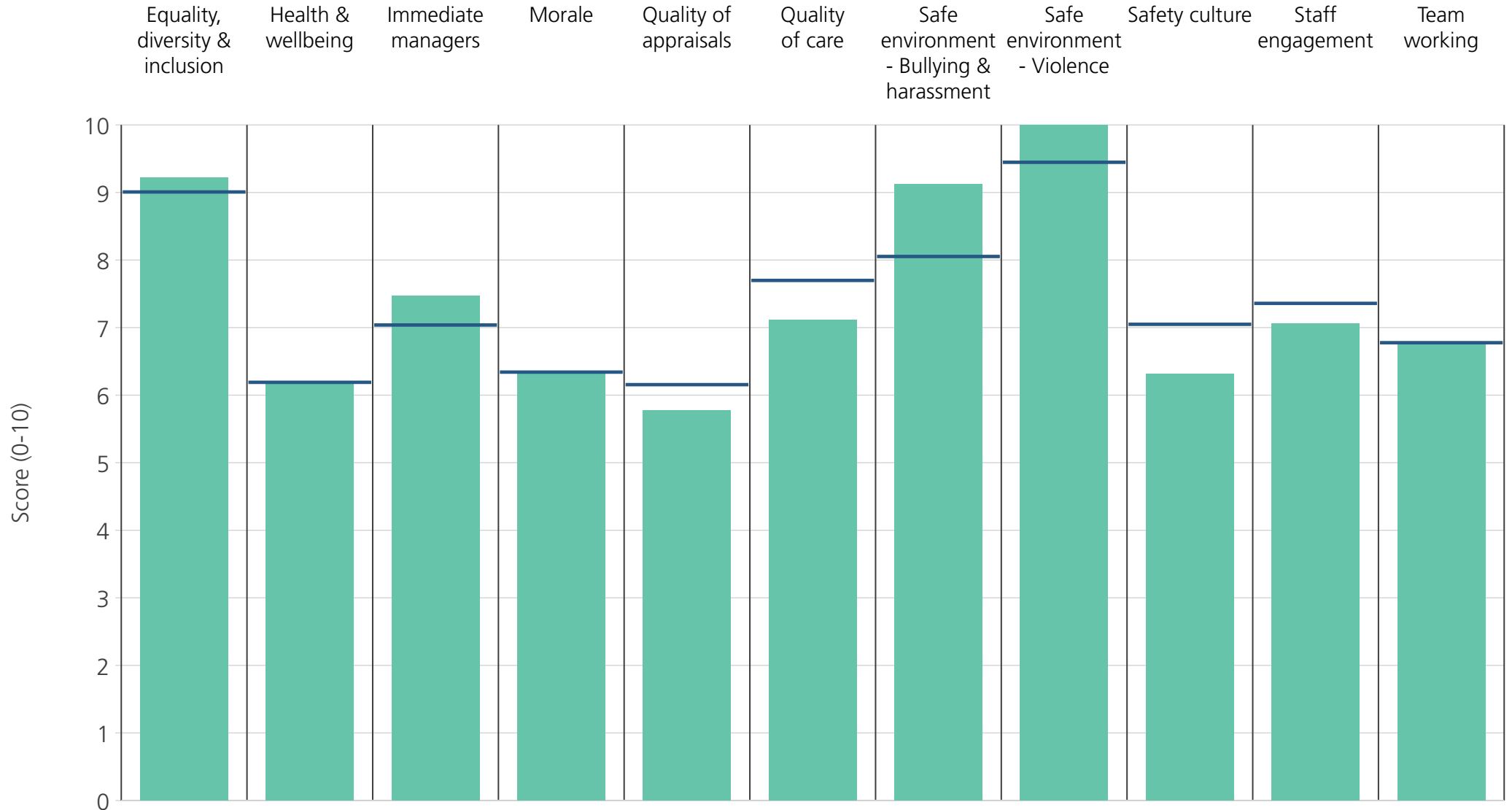


<b>Directorate</b>	9.2	5.5	6.6	5.6	5.3	7.3	8.4	9.9	6.7	6.7	6.6
<b>Your org</b>	9.0	6.2	7.0	6.3	6.2	7.7	8.1	9.4	7.0	7.4	6.8
<b>Responses</b>	50	50	50	47	37	46	49	50	49	49	49

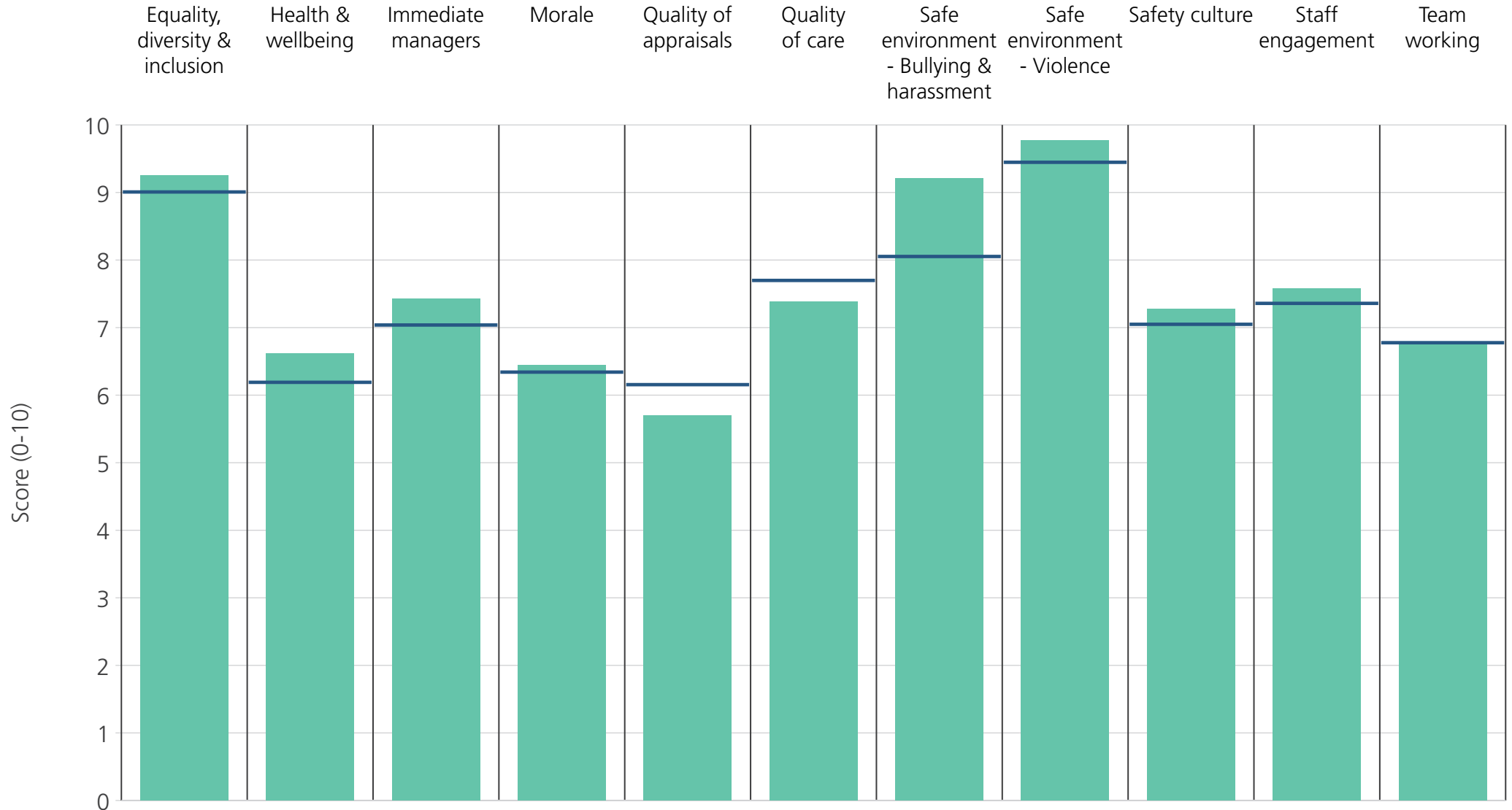


<b>Directorate</b>	9.3	5.7	7.0	5.9	6.6	7.3	8.7	9.8	7.2	7.3	7.0
<b>Your org</b>	9.0	6.2	7.0	6.3	6.2	7.7	8.1	9.4	7.0	7.4	6.8
<b>Responses</b>	65	65	65	64	57	61	63	65	64	65	64

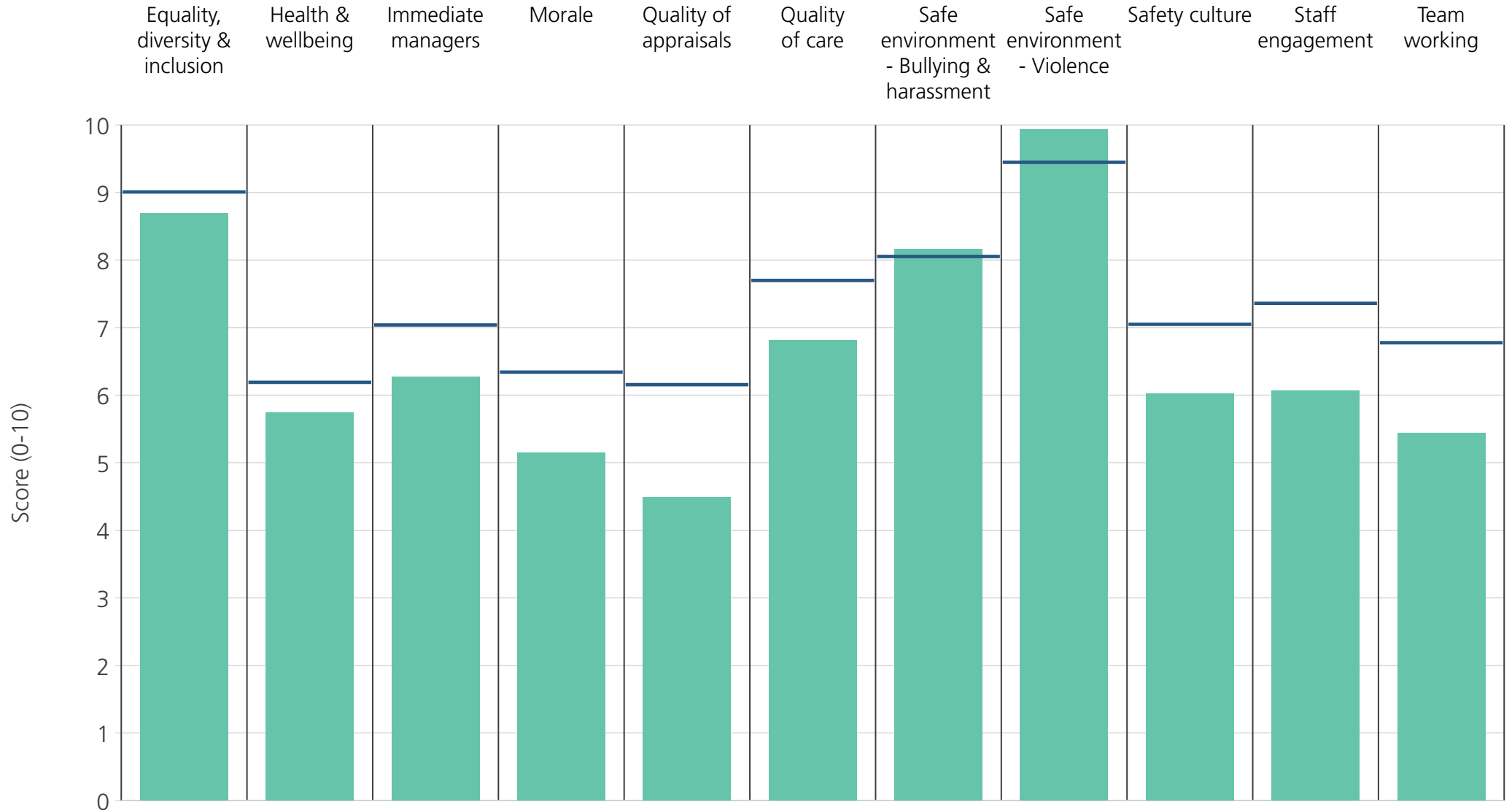




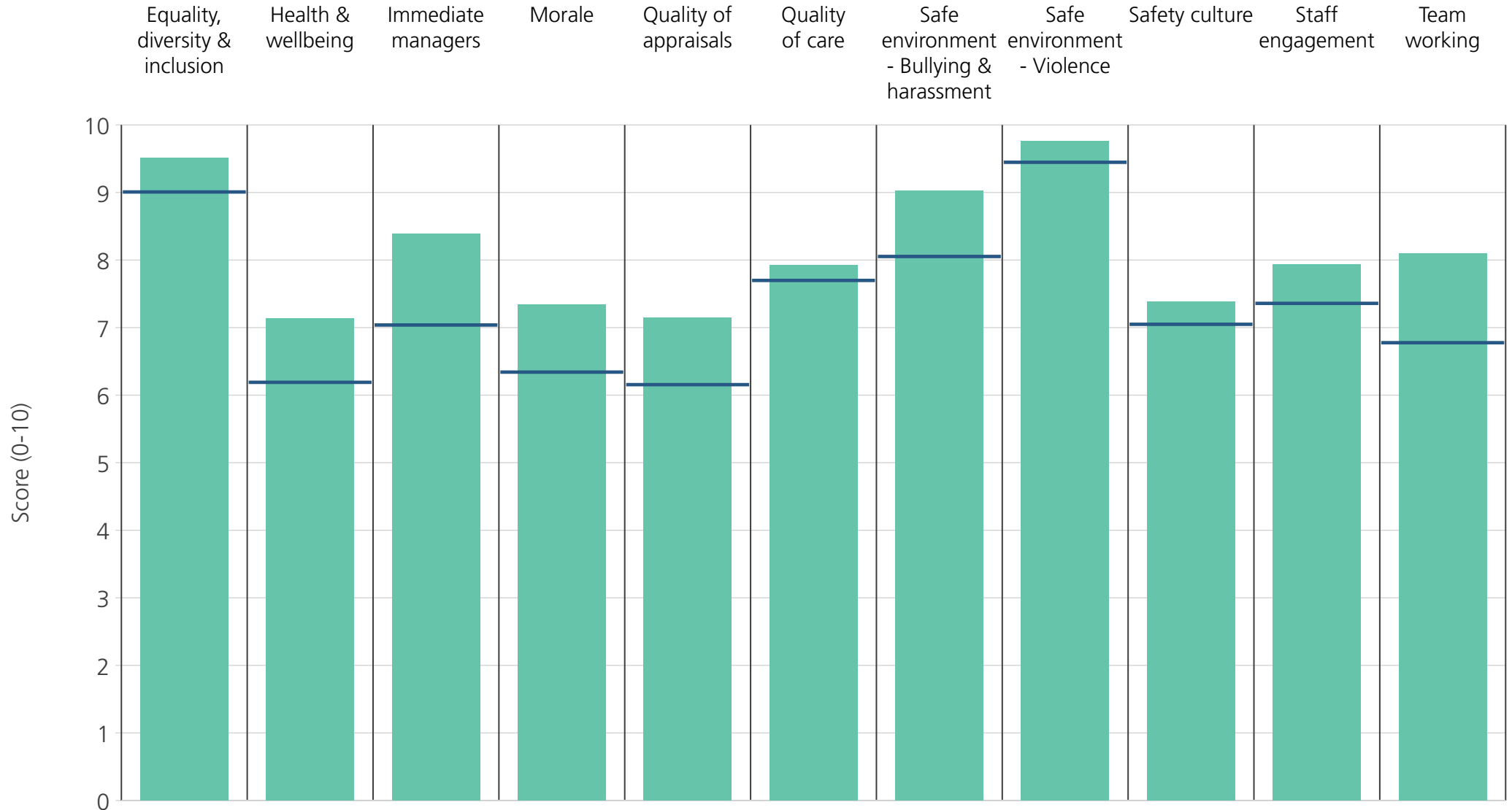
<b>Directorate</b>	9.2	6.2	7.5	6.4	5.8	7.1	9.1	10.0	6.3	7.1	6.8
<b>Your org</b>	9.0	6.2	7.0	6.3	6.2	7.7	8.1	9.4	7.0	7.4	6.8
<b>Responses</b>	61	61	61	60	53	27	61	61	60	61	61



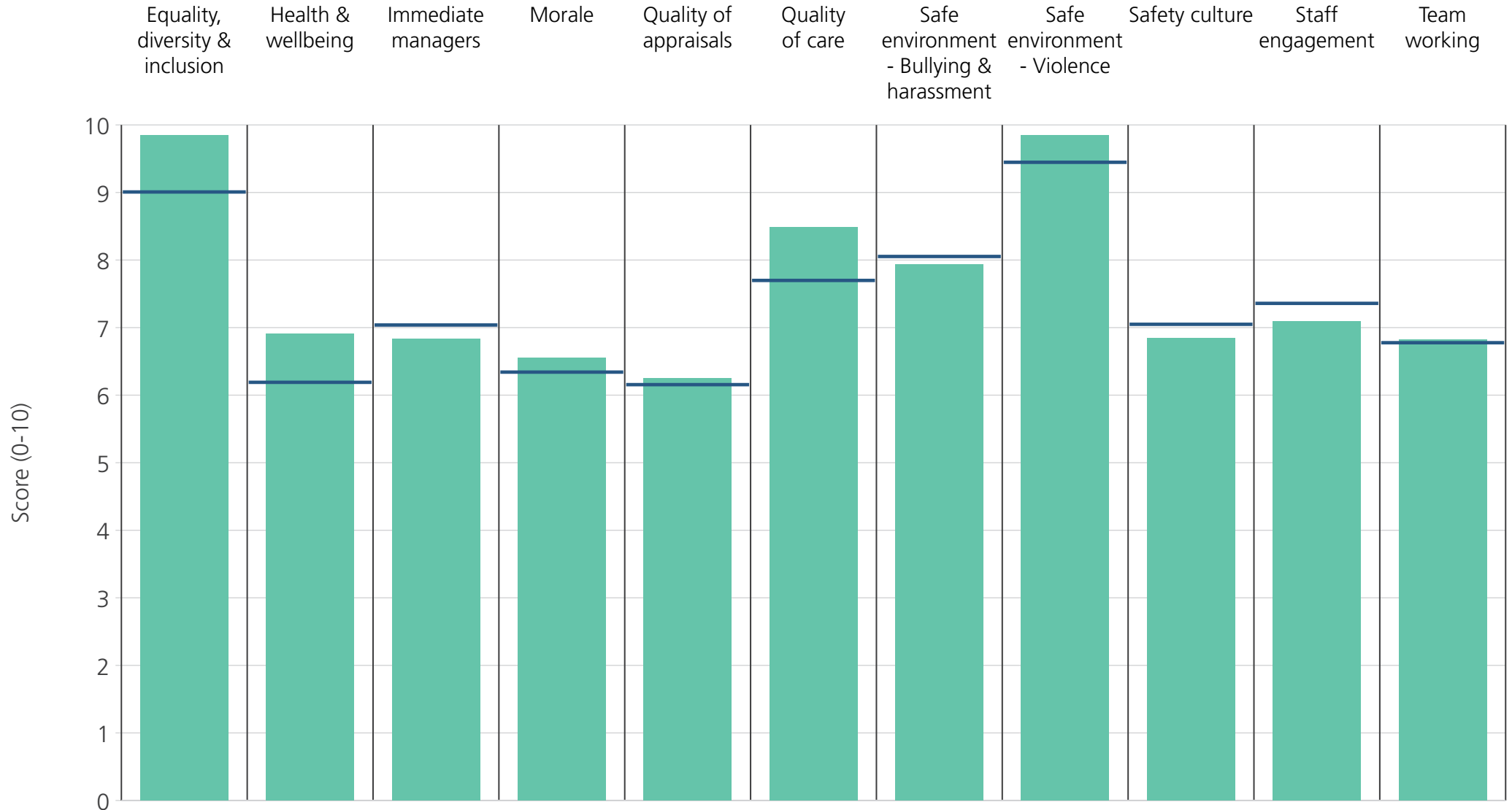
<b>Directorate</b>	9.3	6.6	7.4	6.4	5.7	7.4	9.2	9.8	7.3	7.6	6.8
<b>Your org</b>	9.0	6.2	7.0	6.3	6.2	7.7	8.1	9.4	7.0	7.4	6.8
<b>Responses</b>	59	59	59	59	50	43	59	59	59	59	58



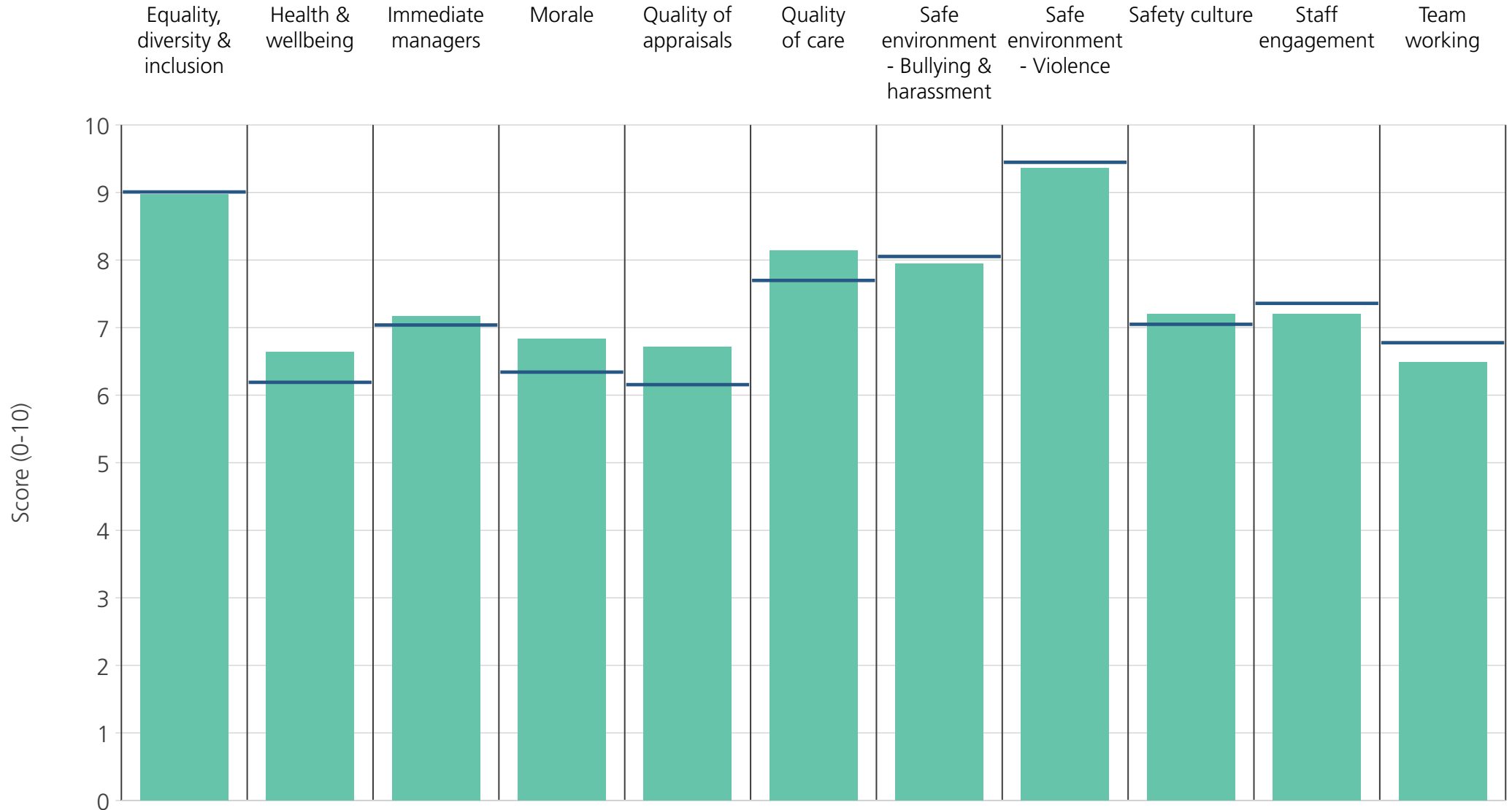
<b>Directorate</b>	8.7	5.7	6.3	5.1	4.5	6.8	8.2	9.9	6.0	6.1	5.4
<b>Your org</b>	9.0	6.2	7.0	6.3	6.2	7.7	8.1	9.4	7.0	7.4	6.8
<b>Responses</b>	49	49	49	48	39	27	49	48	48	49	49



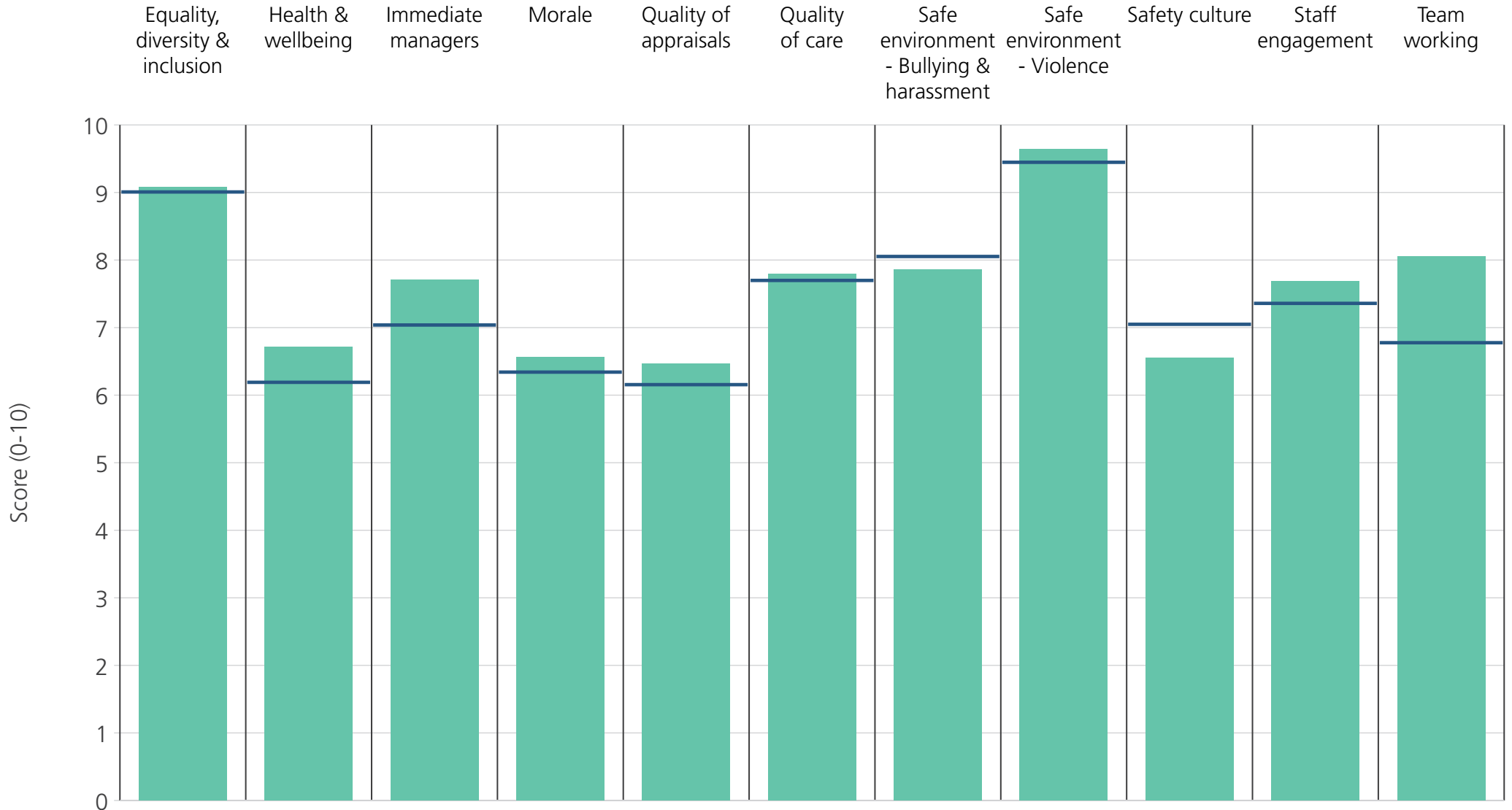
<b>Directorate</b>	9.5	7.1	8.4	7.3	7.2	7.9	9.0	9.8	7.4	7.9	8.1
<b>Your org</b>	9.0	6.2	7.0	6.3	6.2	7.7	8.1	9.4	7.0	7.4	6.8
<b>Responses</b>	55	55	55	55	50	41	55	55	55	55	55



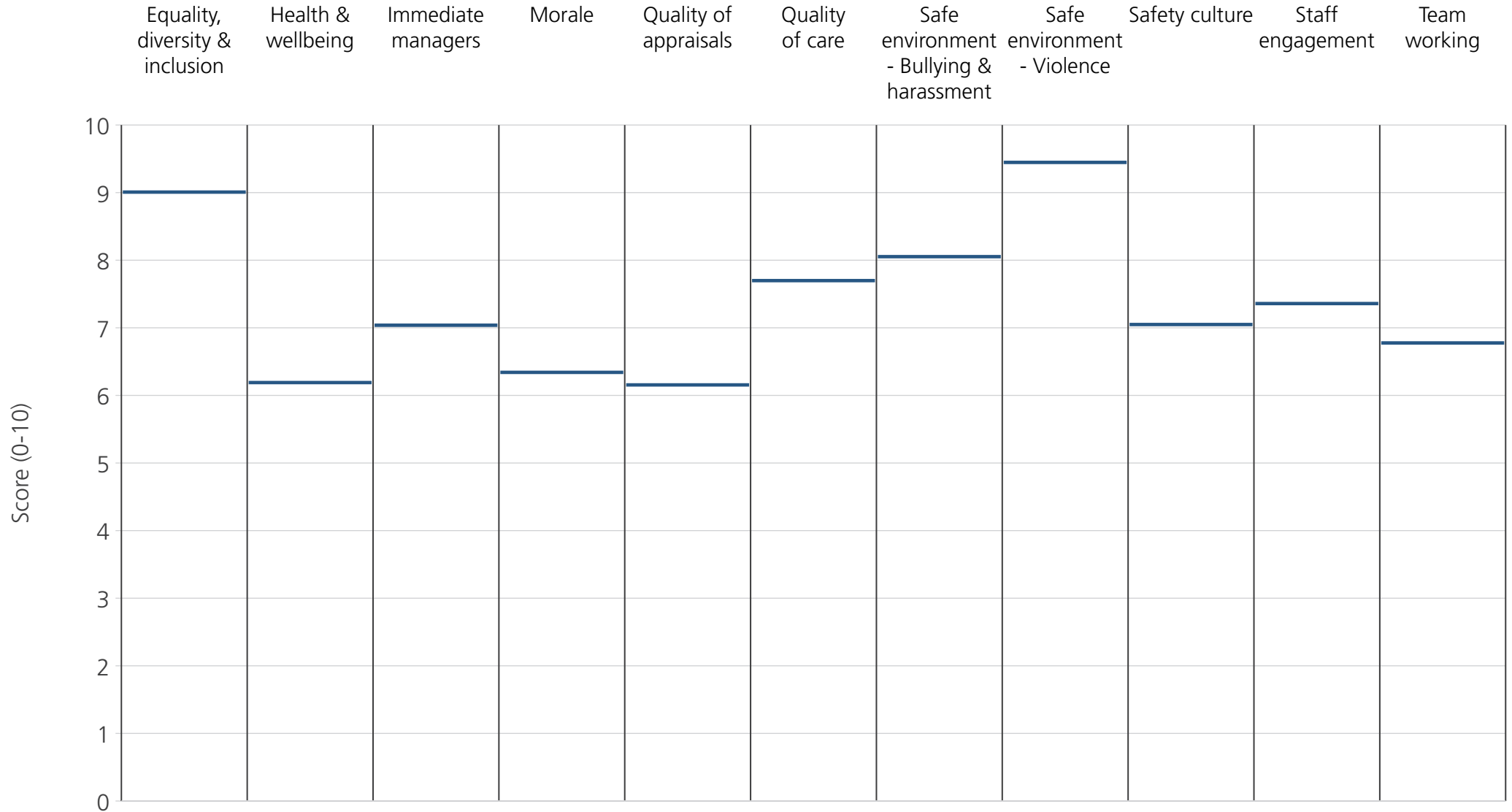
<b>Directorate</b>	9.8	6.9	6.8	6.5	6.3	8.5	7.9	9.8	6.8	7.1	6.8
<b>Your org</b>	9.0	6.2	7.0	6.3	6.2	7.7	8.1	9.4	7.0	7.4	6.8
<b>Responses</b>	21	21	21	21	21	22	21	21	21	22	22



<b>Directorate</b>	9.0	6.6	7.2	6.8	6.7	8.1	7.9	9.4	7.2	7.2	6.5
<b>Your org</b>	9.0	6.2	7.0	6.3	6.2	7.7	8.1	9.4	7.0	7.4	6.8
<b>Responses</b>	26	26	26	24	19	26	26	26	25	27	27

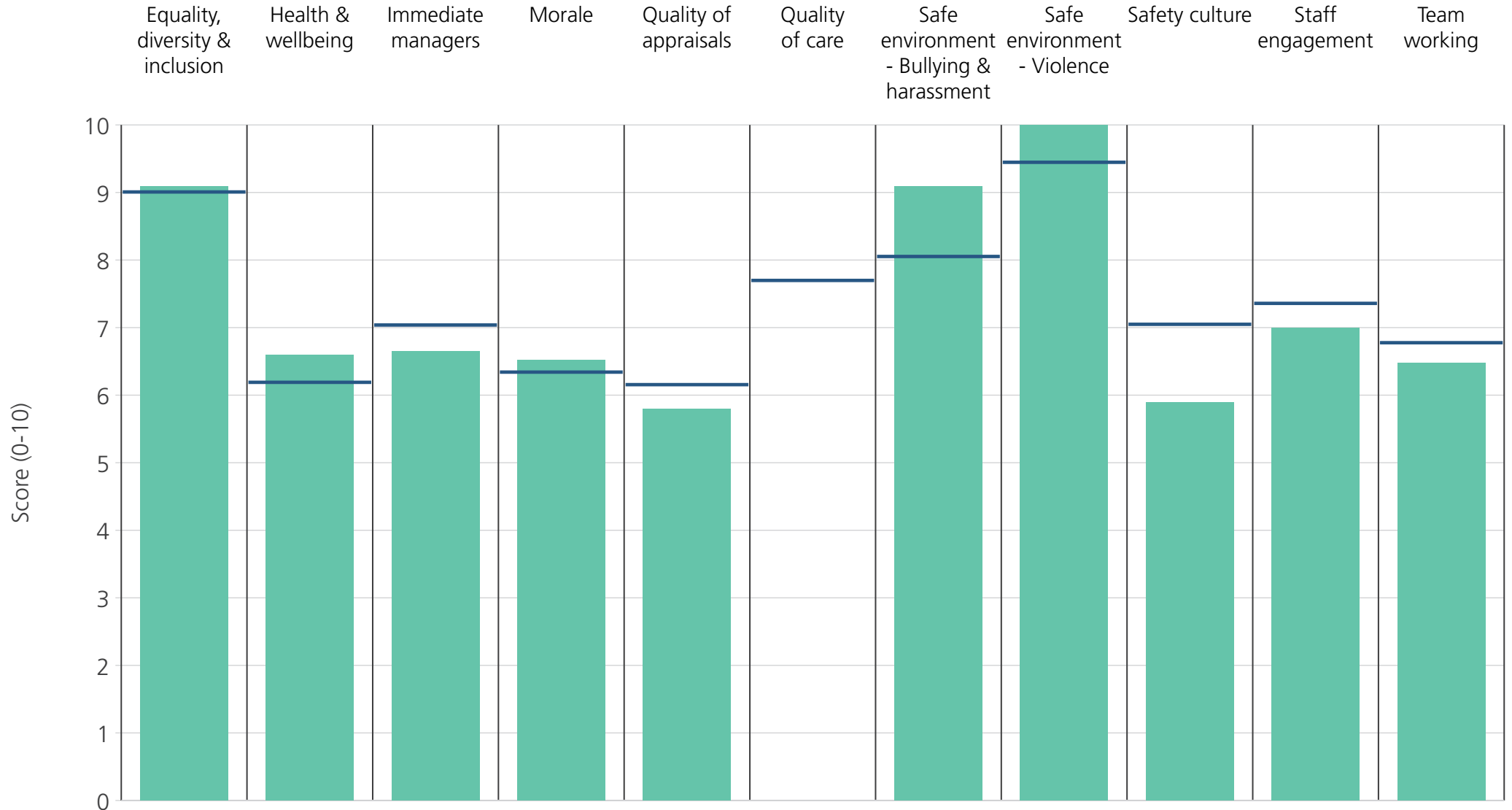


<b>Directorate</b>	9.1	6.7	7.7	6.6	6.5	7.8	7.9	9.6	6.5	7.7	8.1
<b>Your org</b>	9.0	6.2	7.0	6.3	6.2	7.7	8.1	9.4	7.0	7.4	6.8
<b>Responses</b>	28	28	28	28	23	26	28	28	28	28	27

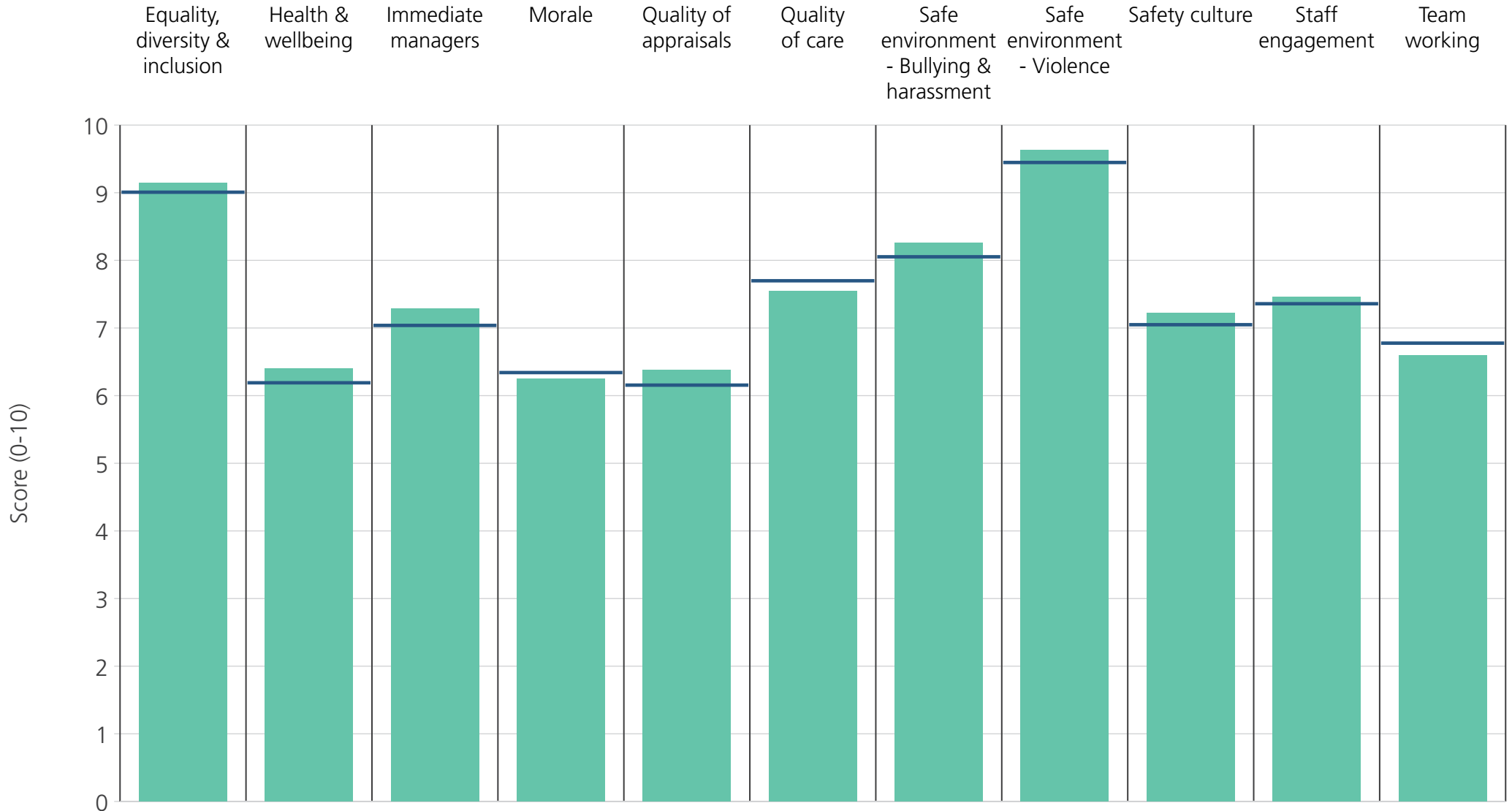


Directorate	9.0	6.2	7.0	6.3	6.2	7.7	8.1	9.4	7.0	7.4	6.8
<b>Your org</b>	9.0	6.2	7.0	6.3	6.2	7.7	8.1	9.4	7.0	7.4	6.8
<b>Responses</b>	8	8	8	7	5	7	8	8	7	8	8





<b>Directorate</b>	9.1	6.6	6.6	6.5	5.8		9.1	10.0	5.9	7.0	6.5
<b>Your org</b>	9.0	6.2	7.0	6.3	6.2	7.7	8.1	9.4	7.0	7.4	6.8
<b>Responses</b>	11	11	11	11	11	9	11	11	11	11	11



<b>Directorate</b>	9.1	6.4	7.3	6.2	6.4	7.5	8.3	9.6	7.2	7.5	6.6
<b>Your org</b>	9.0	6.2	7.0	6.3	6.2	7.7	8.1	9.4	7.0	7.4	6.8
<b>Responses</b>	105	107	108	105	94	71	105	107	106	108	108