

# Countess of Chester Hospital NHS Foundation Trust

2019 NHS Staff Survey

**Directorate Report**

**Contents**

Introduction . . . . .	3
Themes – Directorates 1 . . . . .	4
COCH & WUTH Collaboration Division . . . . .	5
Corporate Non Clinical Division . . . . .	6
Diagnostics & Pharmacy Division . . . . .	7
Estates & Facilities Division . . . . .	8
Finance & Performance Division . . . . .	9
Human Resources Division . . . . .	10
Integrated Care Partnership Division . . . . .	11
Nurse Management Division . . . . .	12
Planned Care Division . . . . .	13
Urgent Care Division . . . . .	14
Themes – Directorates 2 . . . . .	15
Add Prof Scientific and Technic . . . . .	16
Additional Clinical Services . . . . .	17
Administrative and Clerical . . . . .	18
Allied Health Professionals . . . . .	19
Estates and Ancillary . . . . .	20
Healthcare Scientists . . . . .	21
Medical and Dental . . . . .	22
Nursing and Midwifery Registered . . . . .	23

This directorate report for Countess of Chester Hospital NHS Foundation Trust contains results by directorate for themes from the 2019 NHS Staff Survey. These results are compared to the unweighted average for your organisation.

**Please note:** It is possible that there are differences between the 'Your org' scores reported in this directorate report and those in the benchmark report. This is because the results in the benchmark report are weighted to allow for fair comparisons between organisations of a similar type. However, in this report comparisons are made within your organisation so the unweighted organisation result is a more appropriate point of comparison.

The directorate breakdowns used in this report were provided and defined by Countess of Chester Hospital NHS Foundation Trust. Details of how the theme scores were calculated are included in the Technical Document, available to download from our [results website](#).

## Key features

Breakdown type and **directorate name** are specified in the header. Black text in the header is hyperlinked: clicking on '2019 NHS Staff Survey Results' navigates back to the contents page.

Directorate results are presented in the context of the (unweighted) **organisation average ('Your org')**, so it is easy to tell if a directorate is performing better or worse than the organisation average. For all themes, a higher score is a better result than a lower score.

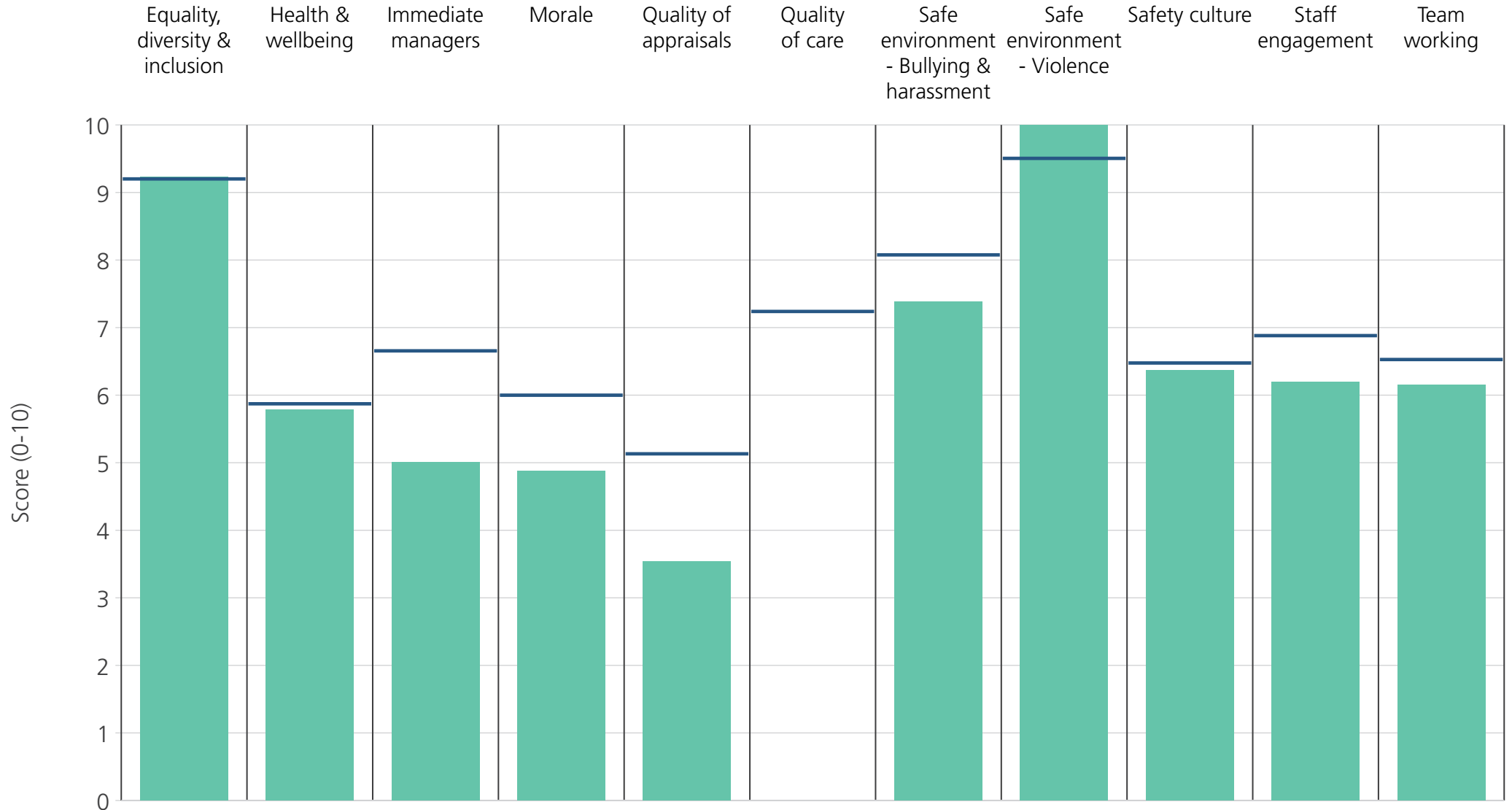
The **number of responses** feeding into each theme score **for the given directorate** is specified below the table containing the directorate and trust scores.



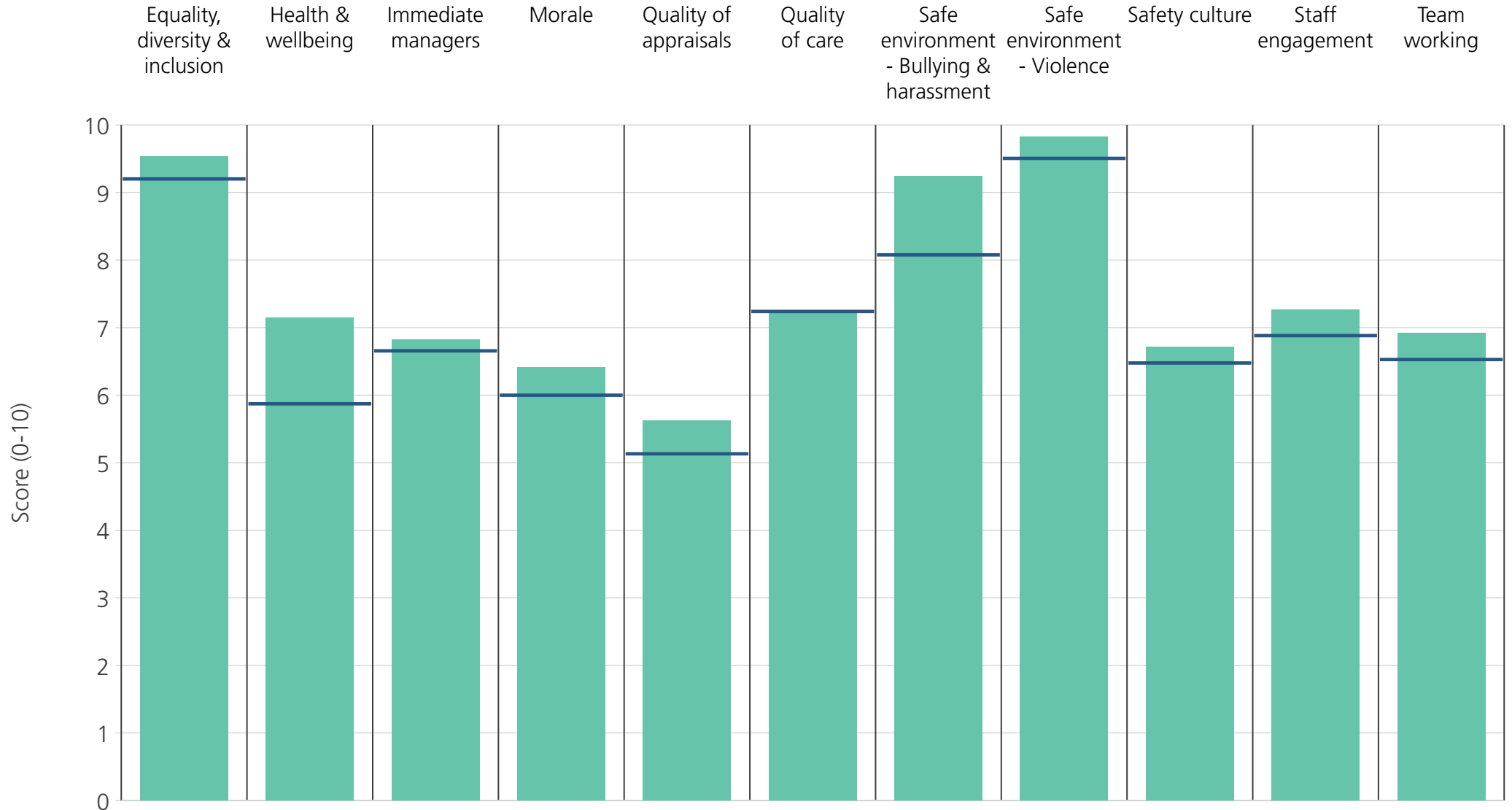
**! Note:** when there are less than 11 responses in a group, results are suppressed to protect staff confidentiality

# Directorates 1

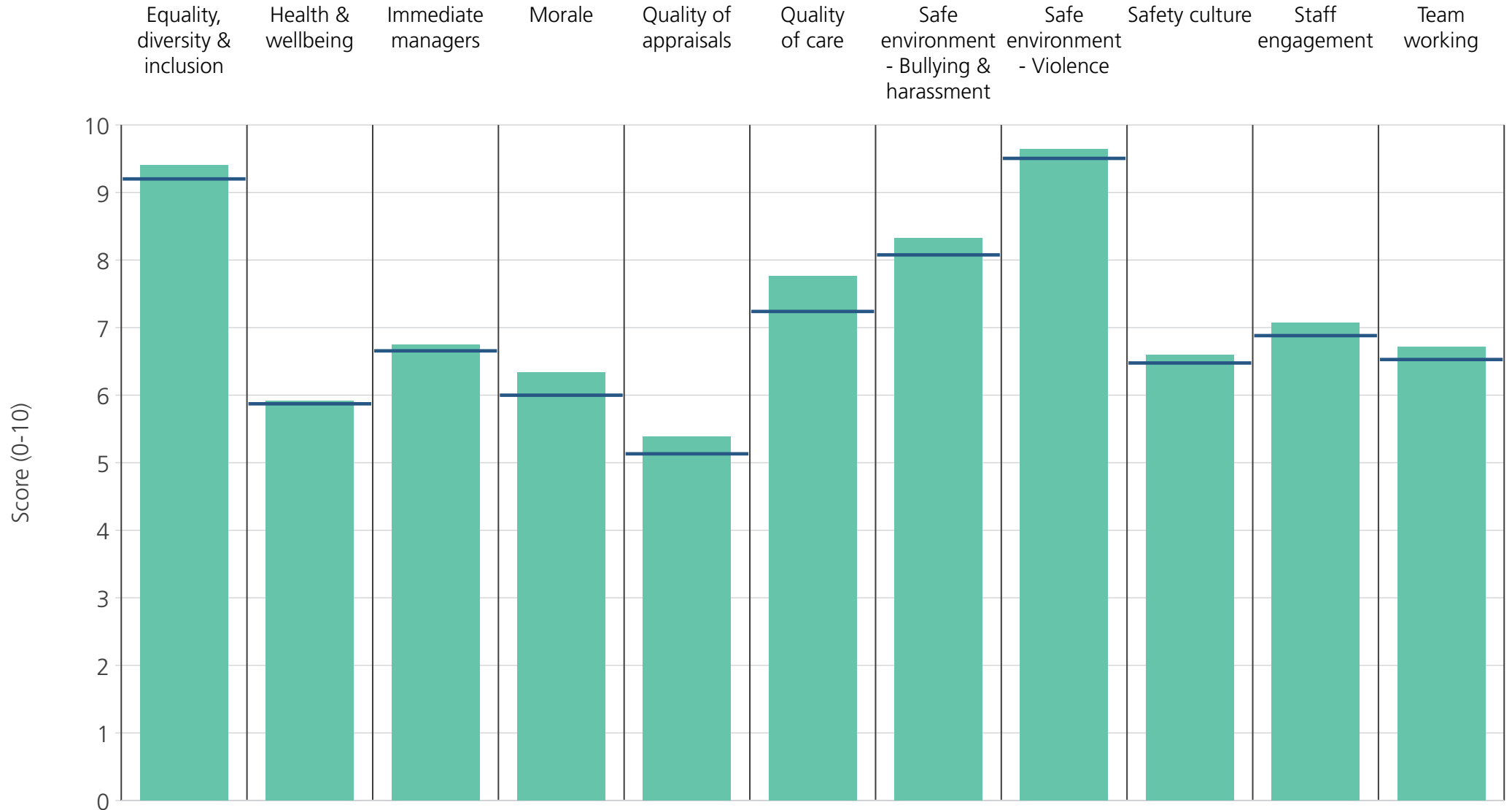
Countess of Chester Hospital NHS Foundation Trust  
2019 NHS Staff Survey Results



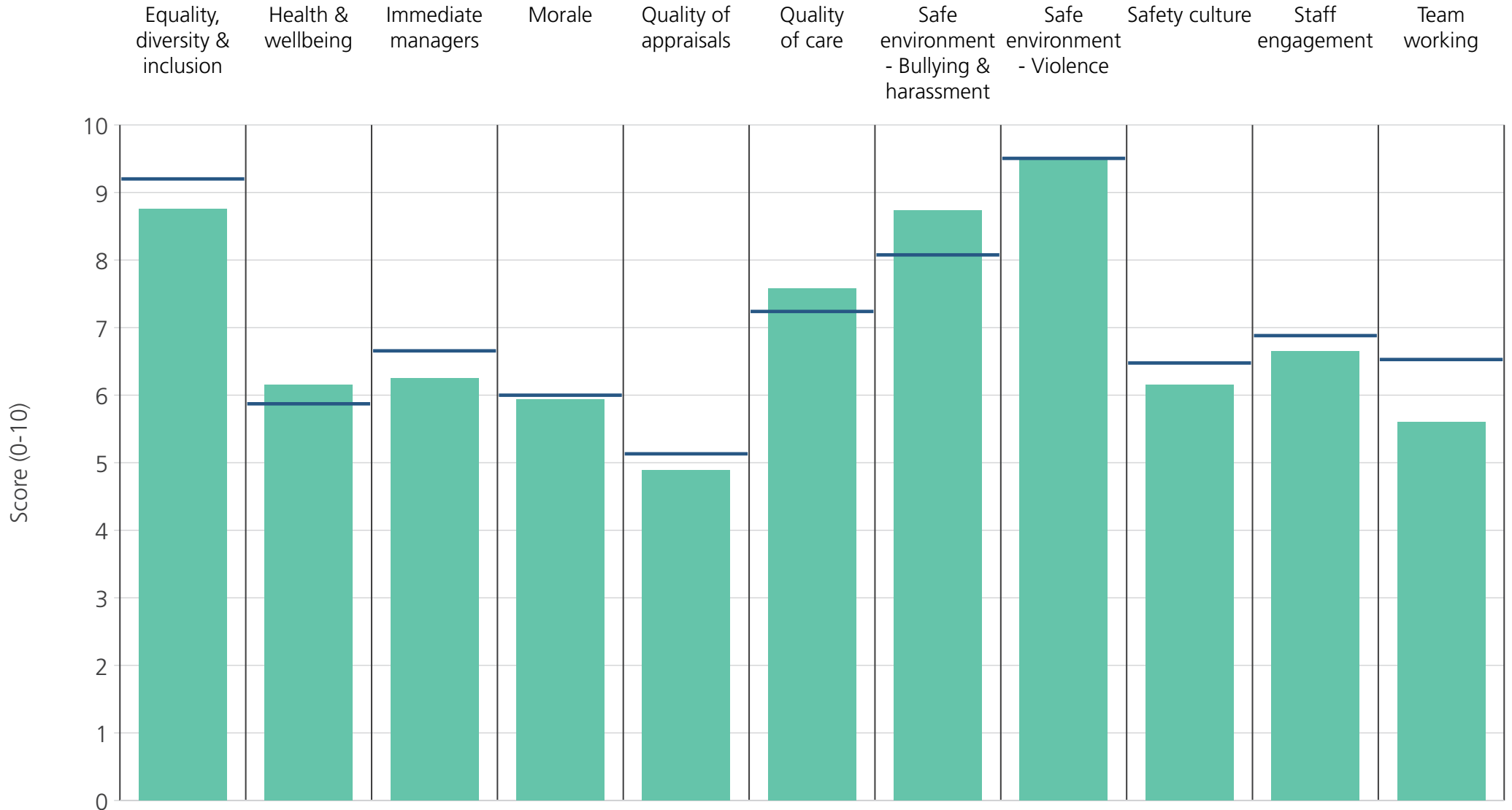
<b>Directorate</b>	9.2	5.8	5.0	4.9	3.5	7.2	8.1	9.5	6.4	6.2	6.2
<b>Your org</b>	9.2	5.9	6.7	6.0	5.1	7.2	8.1	9.5	6.5	6.9	6.5
<b>Responses</b>	13	14	14	14	12	6	14	14	14	14	13



<b>Directorate</b>	9.5	7.1	6.8	6.4	5.6	7.2	9.2	9.8	6.7	7.3	6.9
<b>Your org</b>	9.2	5.9	6.7	6.0	5.1	7.2	8.1	9.5	6.5	6.9	6.5
<b>Responses</b>	55	56	56	54	46	23	55	56	56	56	56

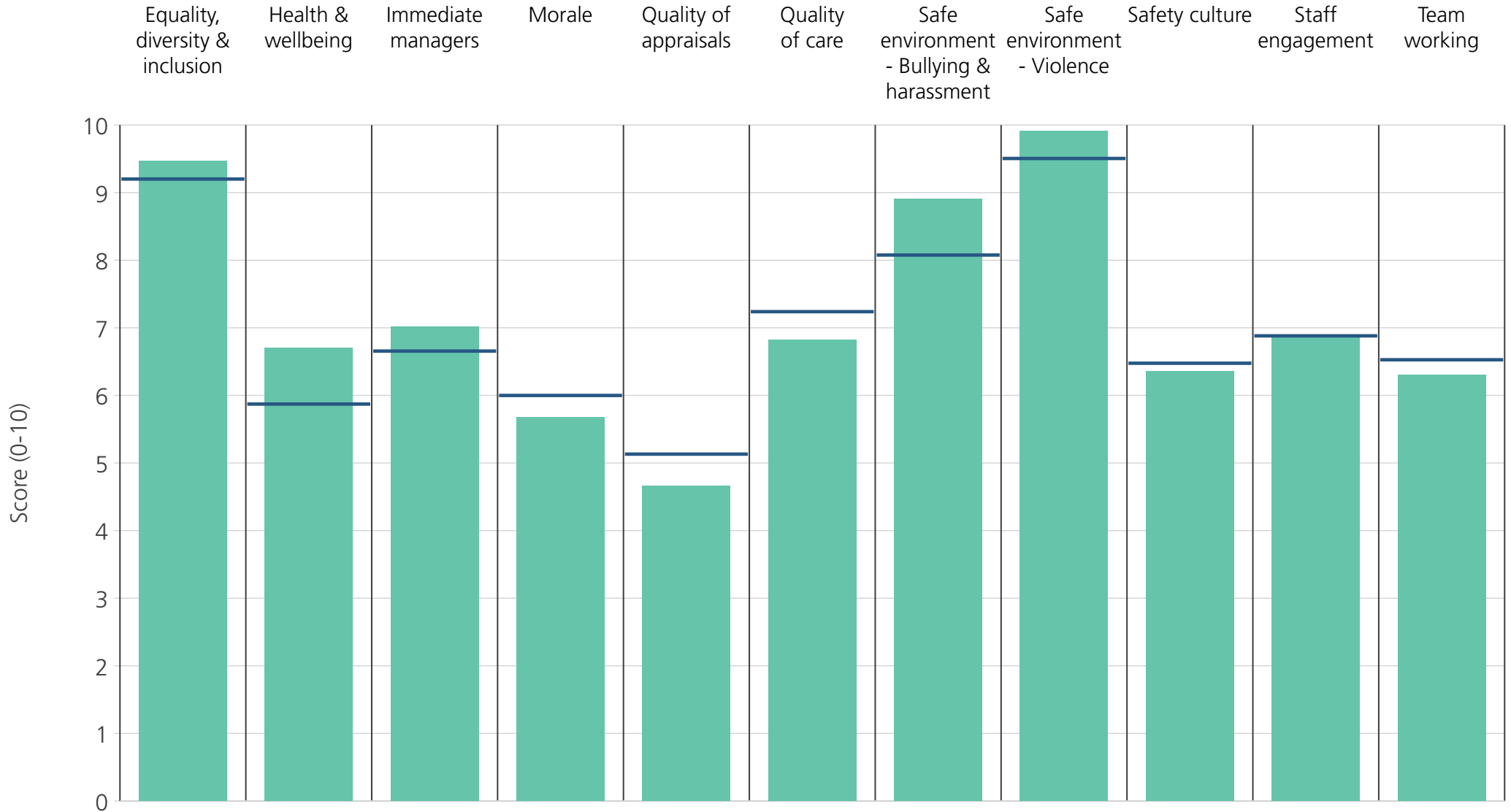


<b>Directorate</b>	9.4	5.9	6.8	6.3	5.4	7.8	8.3	9.6	6.6	7.1	6.7
<b>Your org</b>	9.2	5.9	6.7	6.0	5.1	7.2	8.1	9.5	6.5	6.9	6.5
<b>Responses</b>	187	189	189	185	159	171	187	188	187	190	190

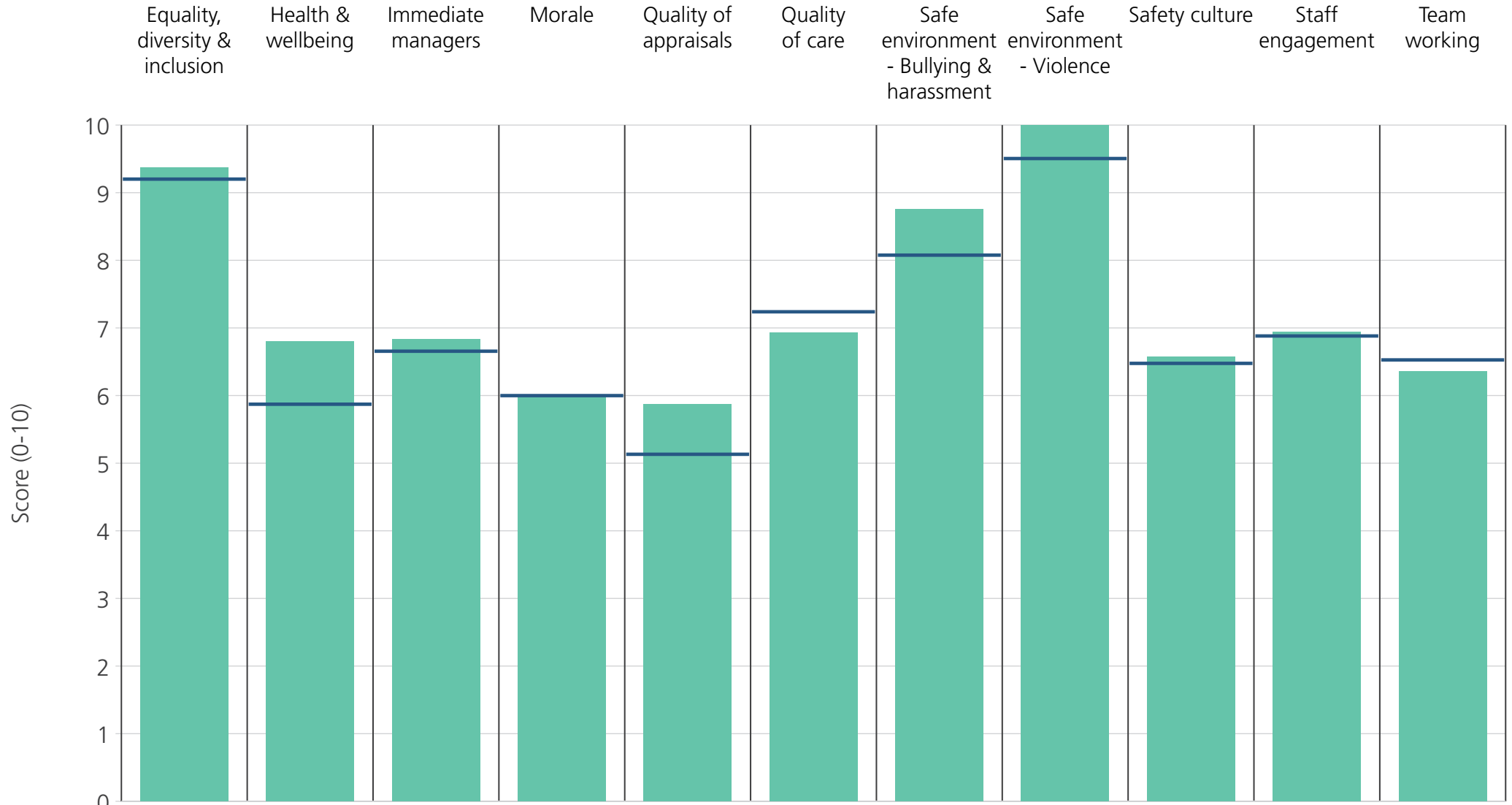


<b>Directorate</b>	8.8	6.1	6.2	5.9	4.9	7.6	8.7	9.5	6.2	6.7	5.6
<b>Your org</b>	9.2	5.9	6.7	6.0	5.1	7.2	8.1	9.5	6.5	6.9	6.5
<b>Responses</b>	90	95	93	90	73	57	91	89	93	94	92

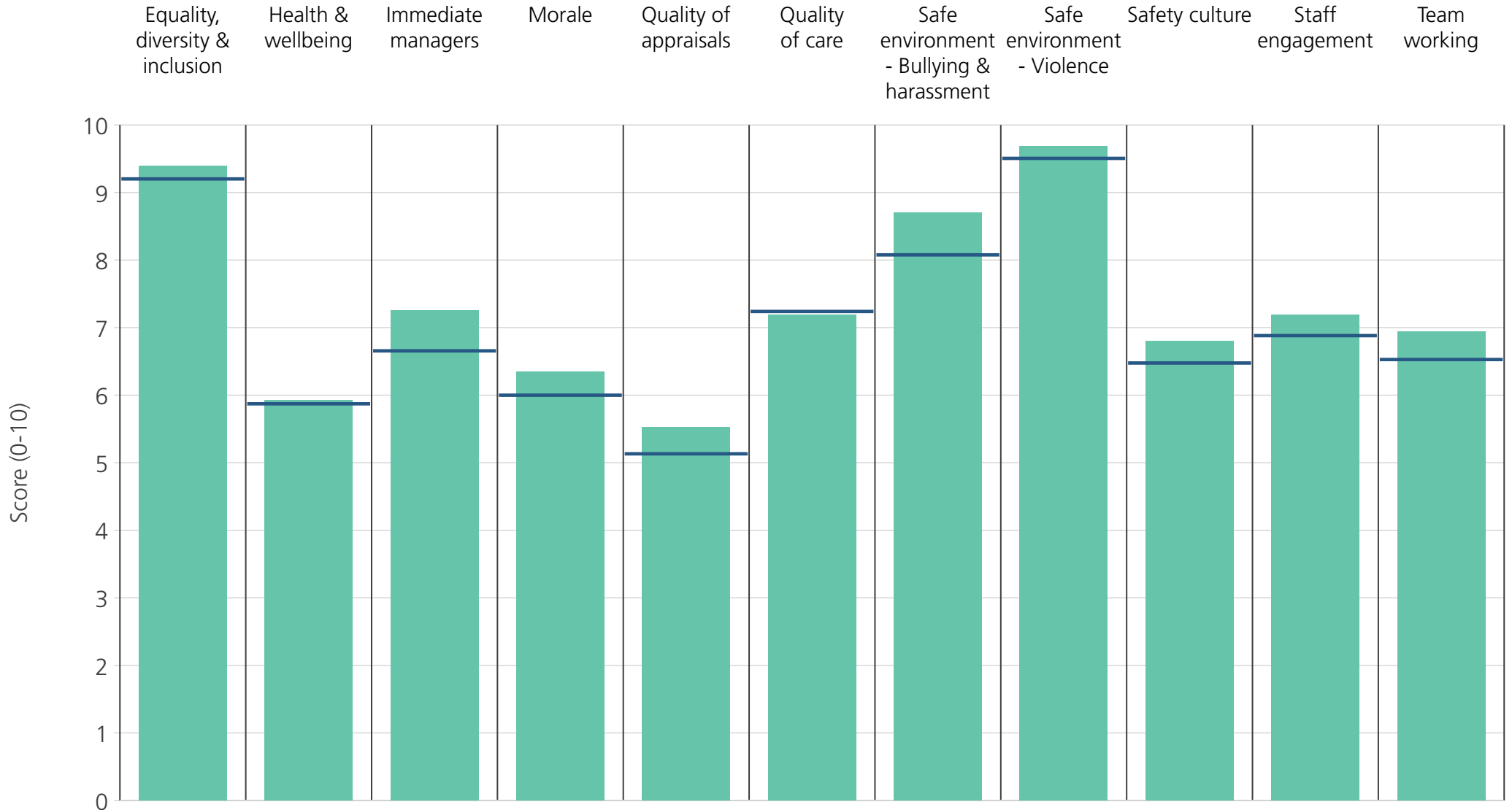




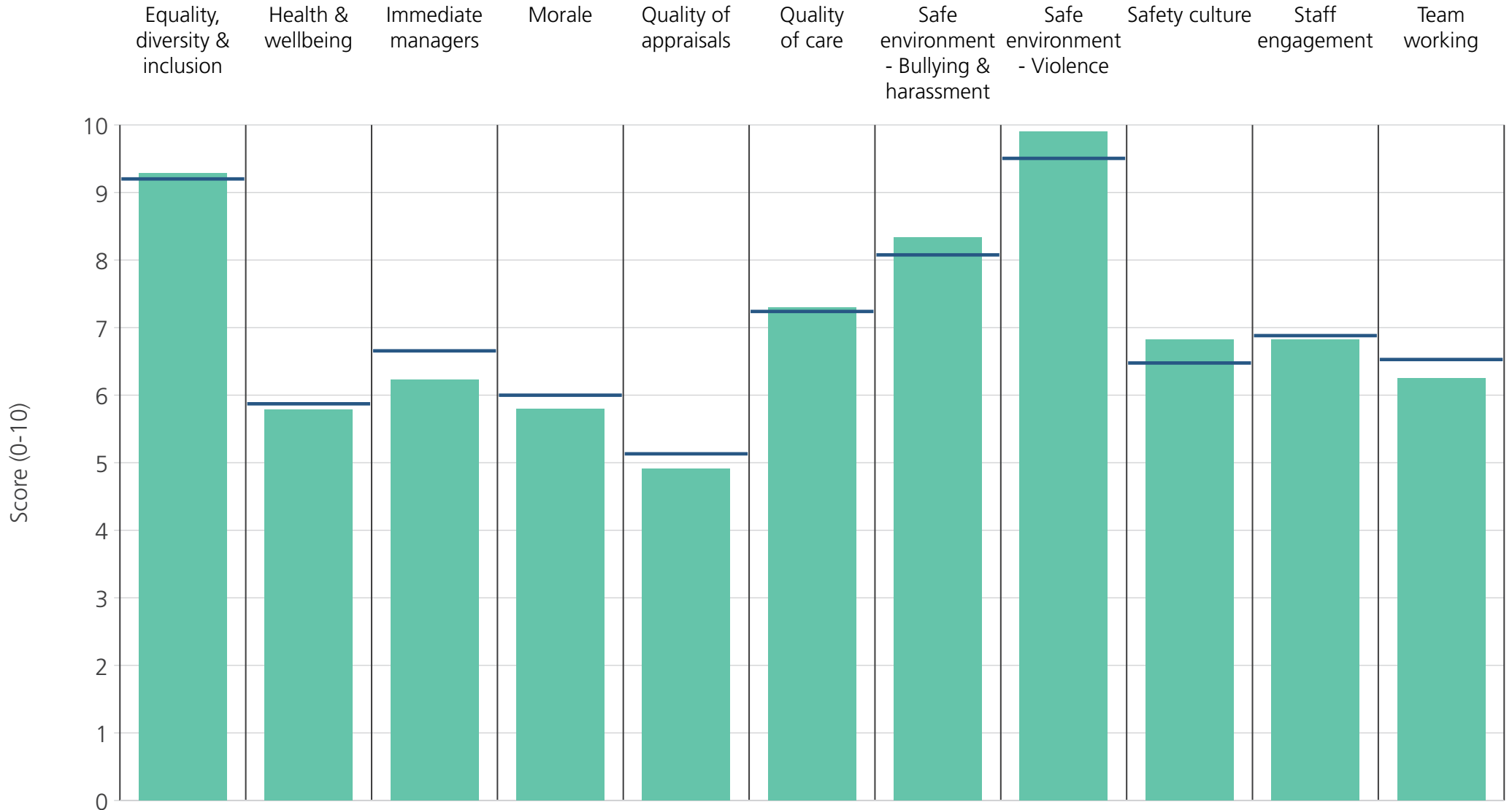
<b>Directorate</b>	9.5	6.7	7.0	5.7	4.7	6.8	8.9	9.9	6.4	6.8	6.3
<b>Your org</b>	9.2	5.9	6.7	6.0	5.1	7.2	8.1	9.5	6.5	6.9	6.5
<b>Responses</b>	79	79	79	79	72	24	78	78	78	79	77



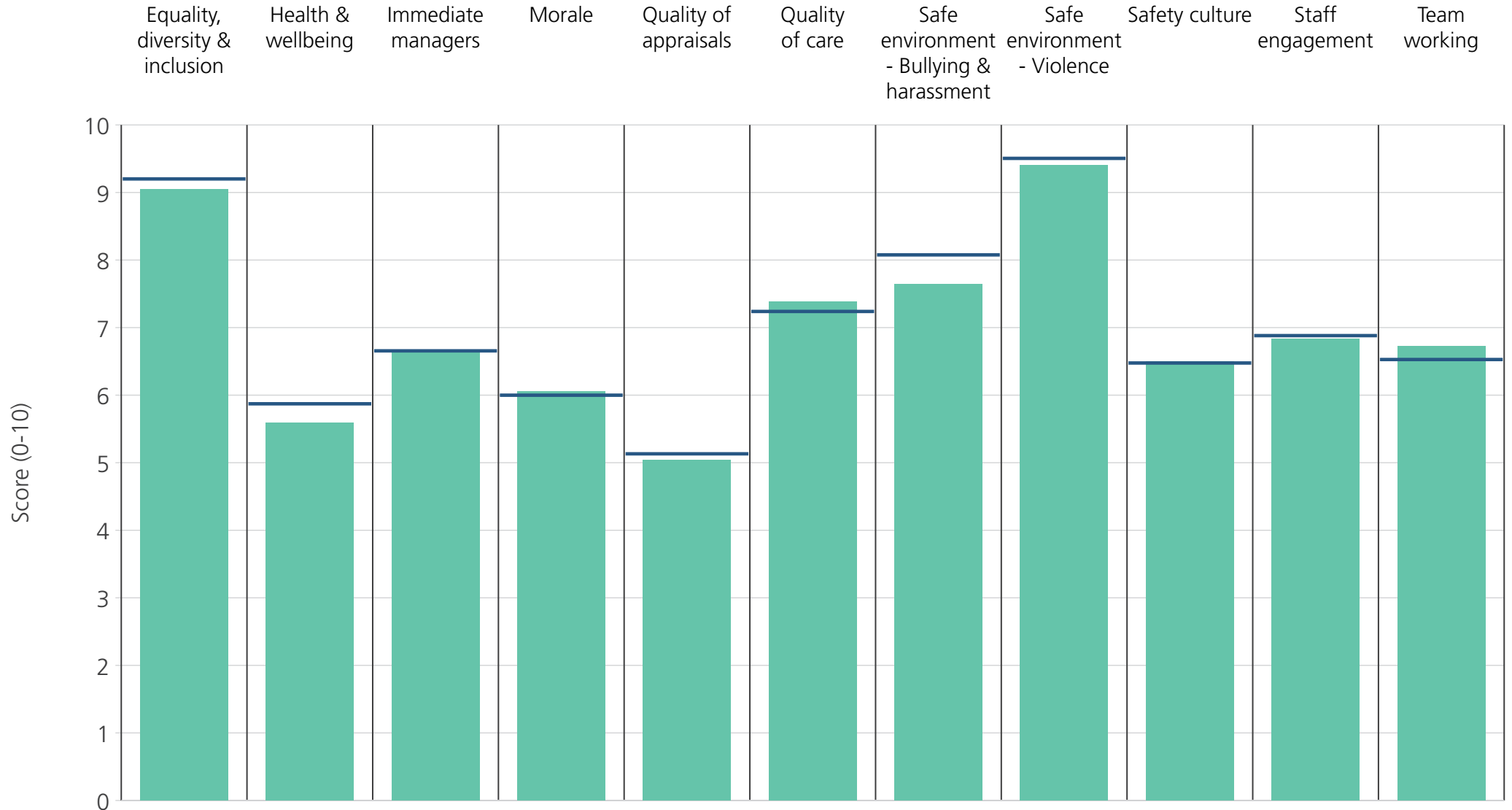
<b>Directorate</b>	9.4	6.8	6.8	6.0	5.9	6.9	8.8	10.0	6.6	6.9	6.4
<b>Your org</b>	9.2	5.9	6.7	6.0	5.1	7.2	8.1	9.5	6.5	6.9	6.5
<b>Responses</b>	45	45	45	44	30	19	44	44	45	47	47



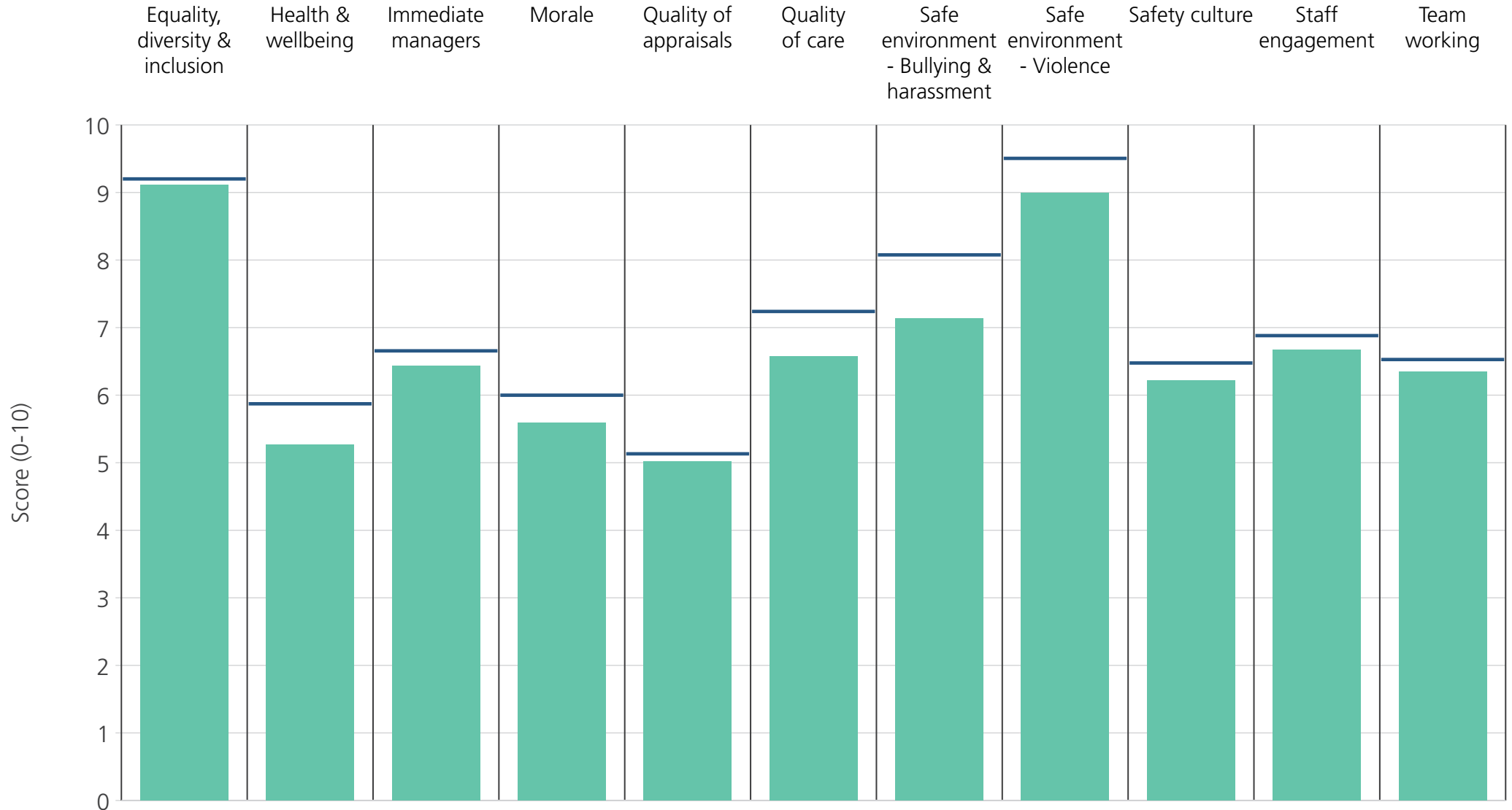
<b>Directorate</b>	9.4	5.9	7.3	6.3	5.5	7.2	8.7	9.7	6.8	7.2	6.9
<b>Your org</b>	9.2	5.9	6.7	6.0	5.1	7.2	8.1	9.5	6.5	6.9	6.5
<b>Responses</b>	105	106	108	105	89	105	105	107	106	109	107



<b>Directorate</b>	9.3	5.8	6.2	5.8	4.9	7.3	8.3	9.9	6.8	6.8	6.3
<b>Your org</b>	9.2	5.9	6.7	6.0	5.1	7.2	8.1	9.5	6.5	6.9	6.5
<b>Responses</b>	34	34	34	34	29	24	34	34	34	34	34



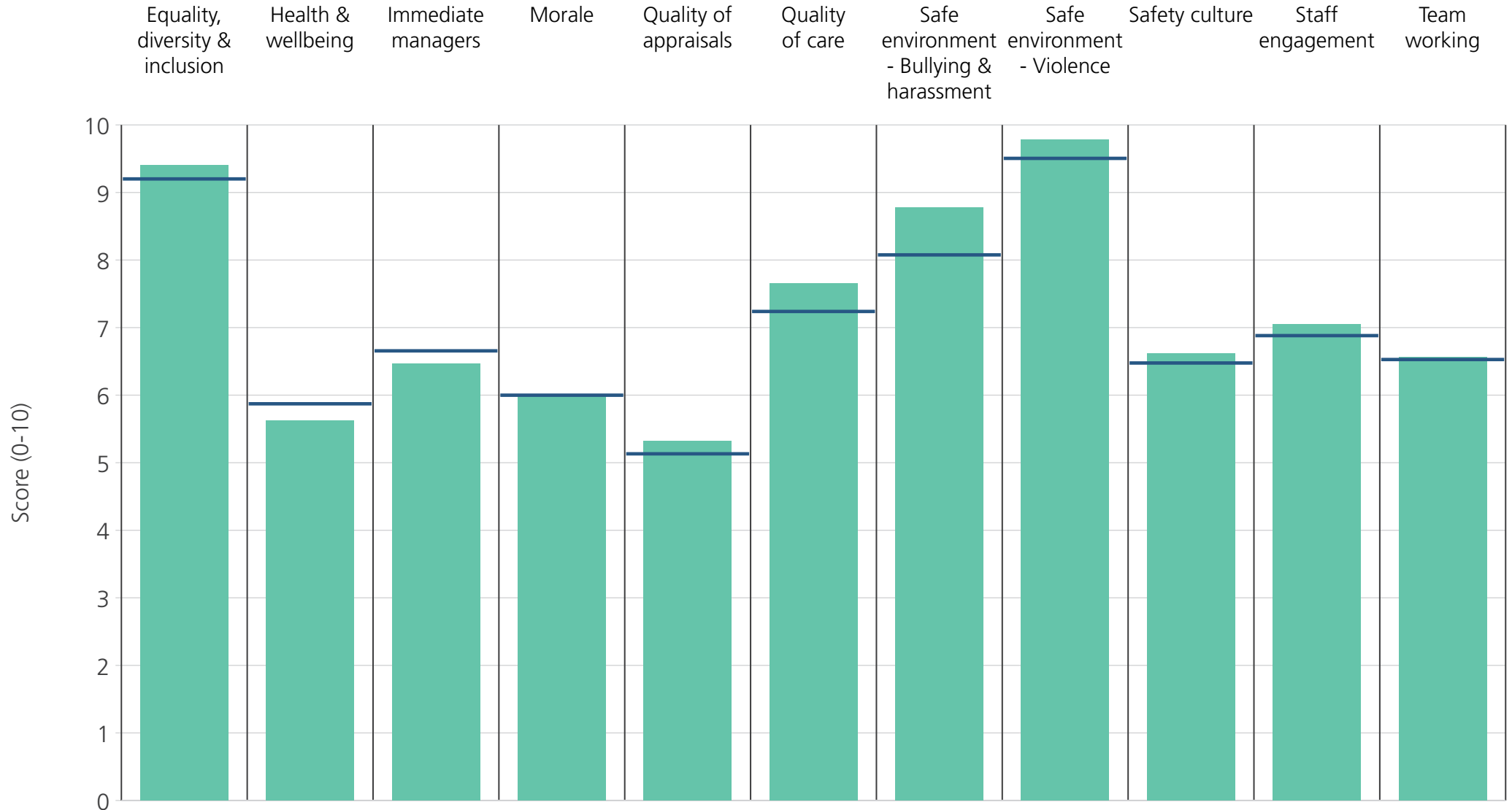
<b>Directorate</b>	9.0	5.6	6.6	6.1	5.0	7.4	7.6	9.4	6.5	6.8	6.7
<b>Your org</b>	9.2	5.9	6.7	6.0	5.1	7.2	8.1	9.5	6.5	6.9	6.5
<b>Responses</b>	312	317	319	310	272	300	316	315	313	320	317



<b>Directorate</b>	9.1	5.3	6.4	5.6	5.0	6.6	7.1	9.0	6.2	6.7	6.3
<b>Your org</b>	9.2	5.9	6.7	6.0	5.1	7.2	8.1	9.5	6.5	6.9	6.5
<b>Responses</b>	204	205	206	203	165	190	205	203	202	207	203

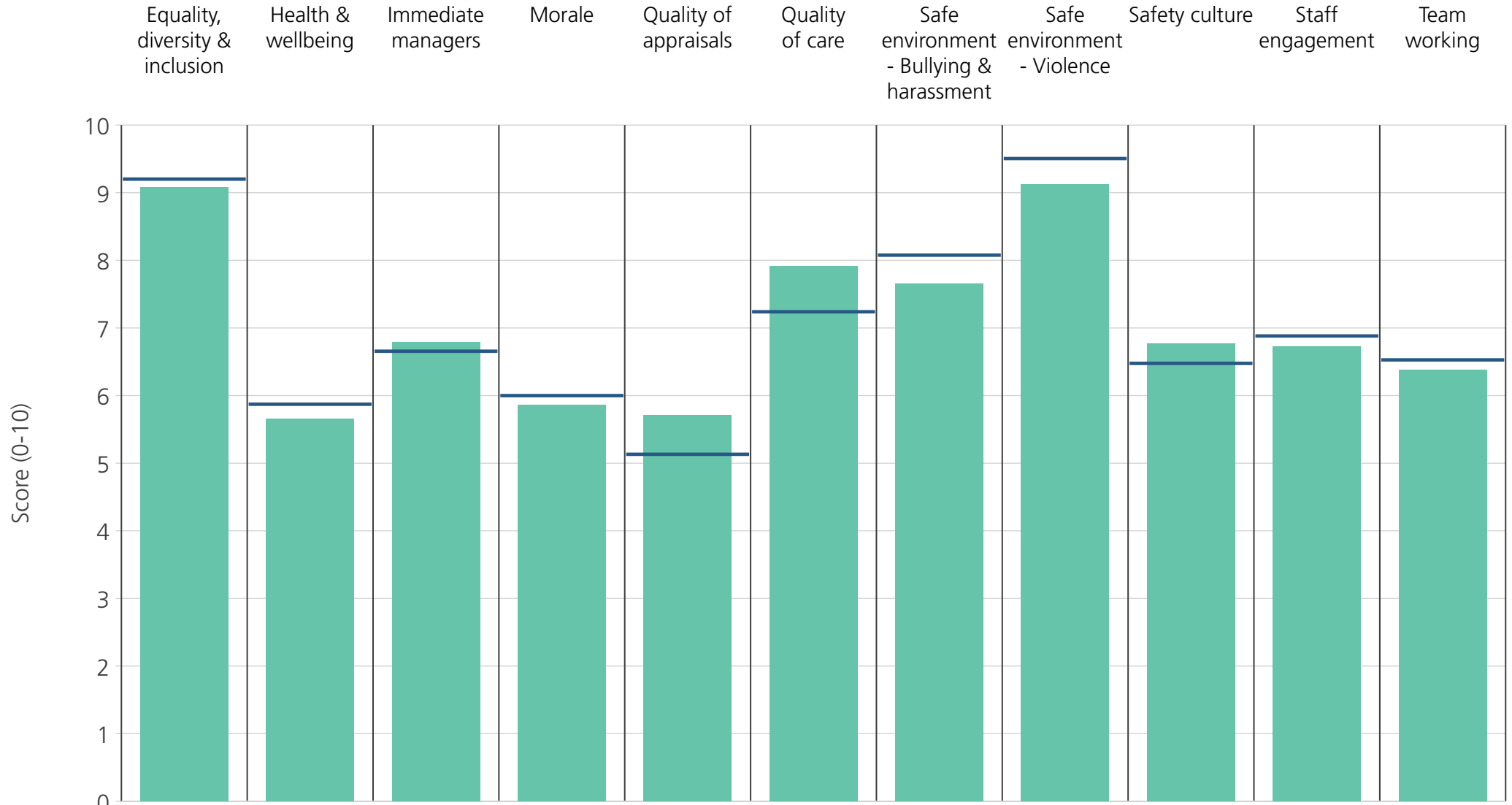
# Directorates 2

Countess of Chester Hospital NHS Foundation Trust  
2019 NHS Staff Survey Results

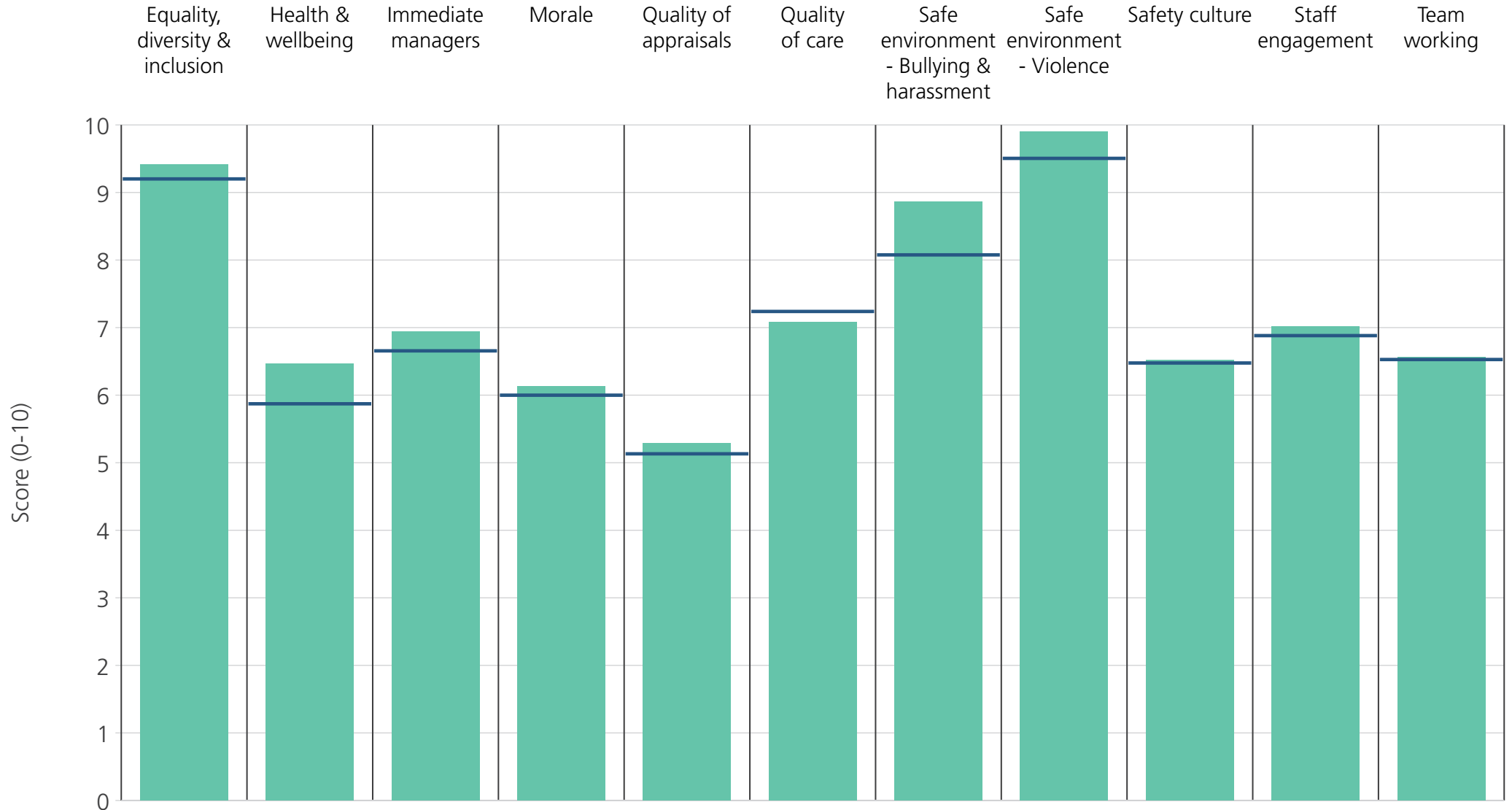


<b>Directorate</b>	9.4	5.6	6.5	6.0	5.3	7.7	8.8	9.8	6.6	7.0	6.6
<b>Your org</b>	9.2	5.9	6.7	6.0	5.1	7.2	8.1	9.5	6.5	6.9	6.5
<b>Responses</b>	60	60	60	60	50	58	60	60	60	60	60

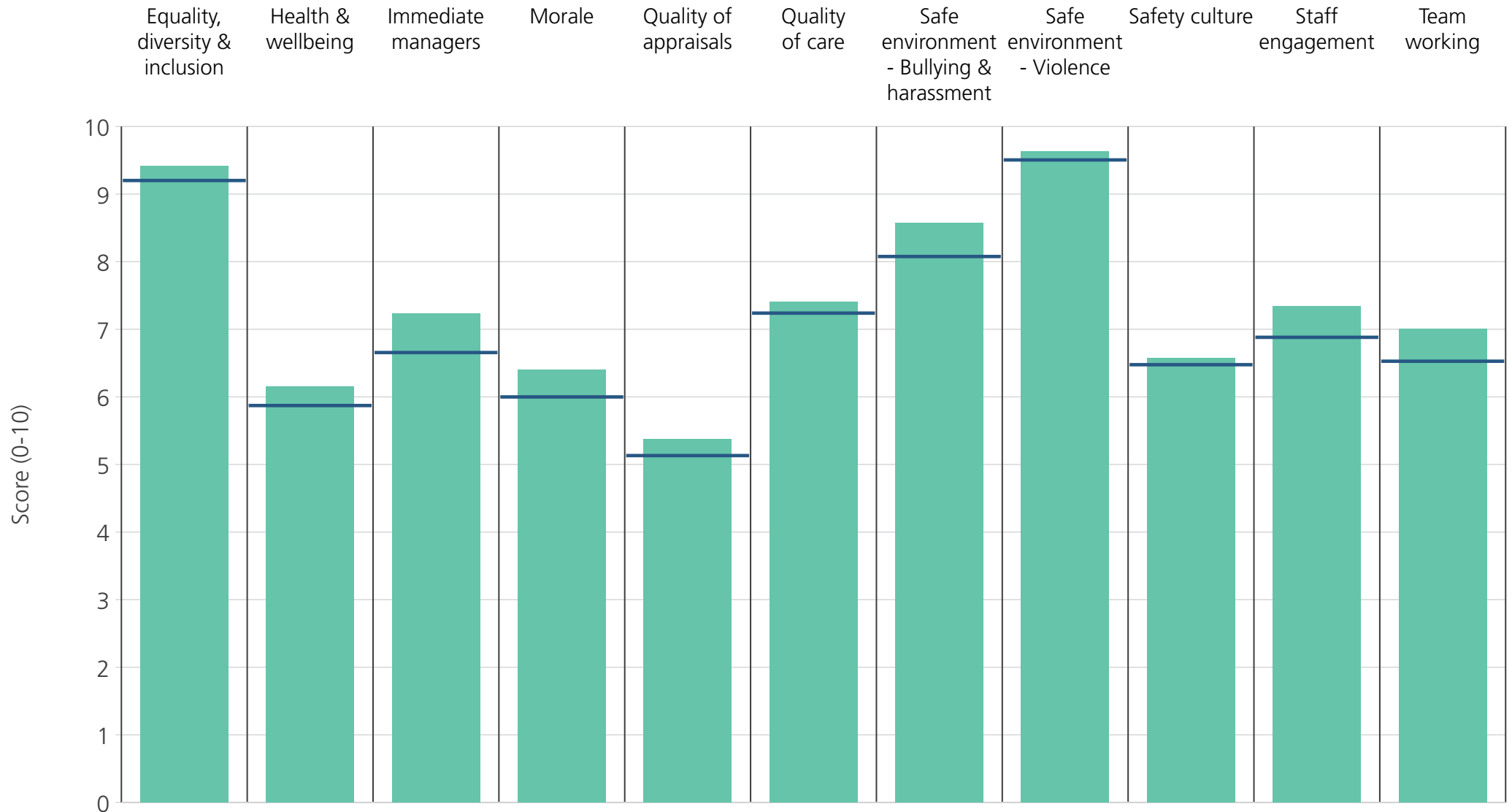




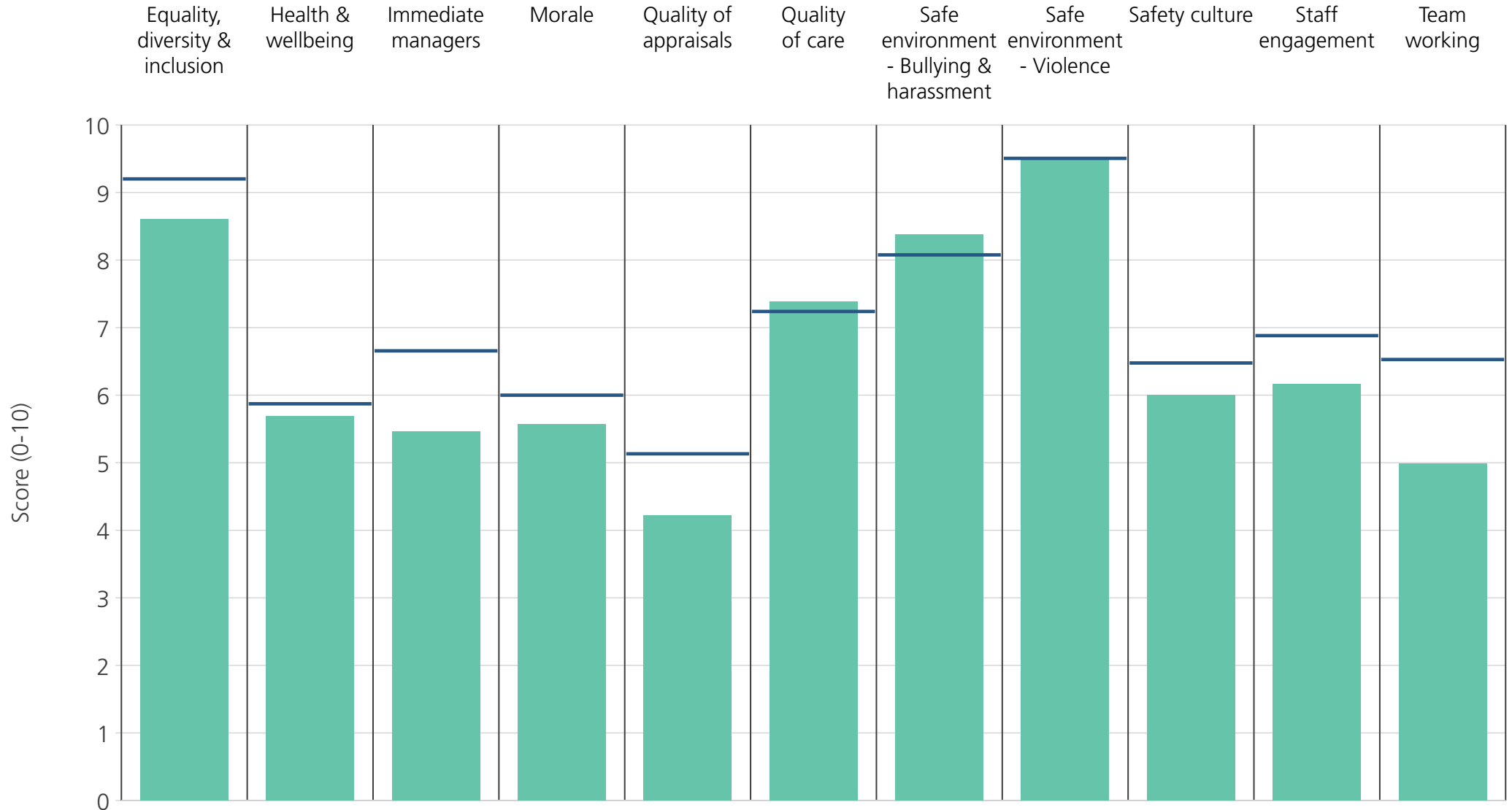
<b>Directorate</b>	9.1	5.7	6.8	5.9	5.7	7.9	7.7	9.1	6.8	6.7	6.4
<b>Your org</b>	9.2	5.9	6.7	6.0	5.1	7.2	8.1	9.5	6.5	6.9	6.5
<b>Responses</b>	98	100	101	97	73	98	100	101	96	102	101



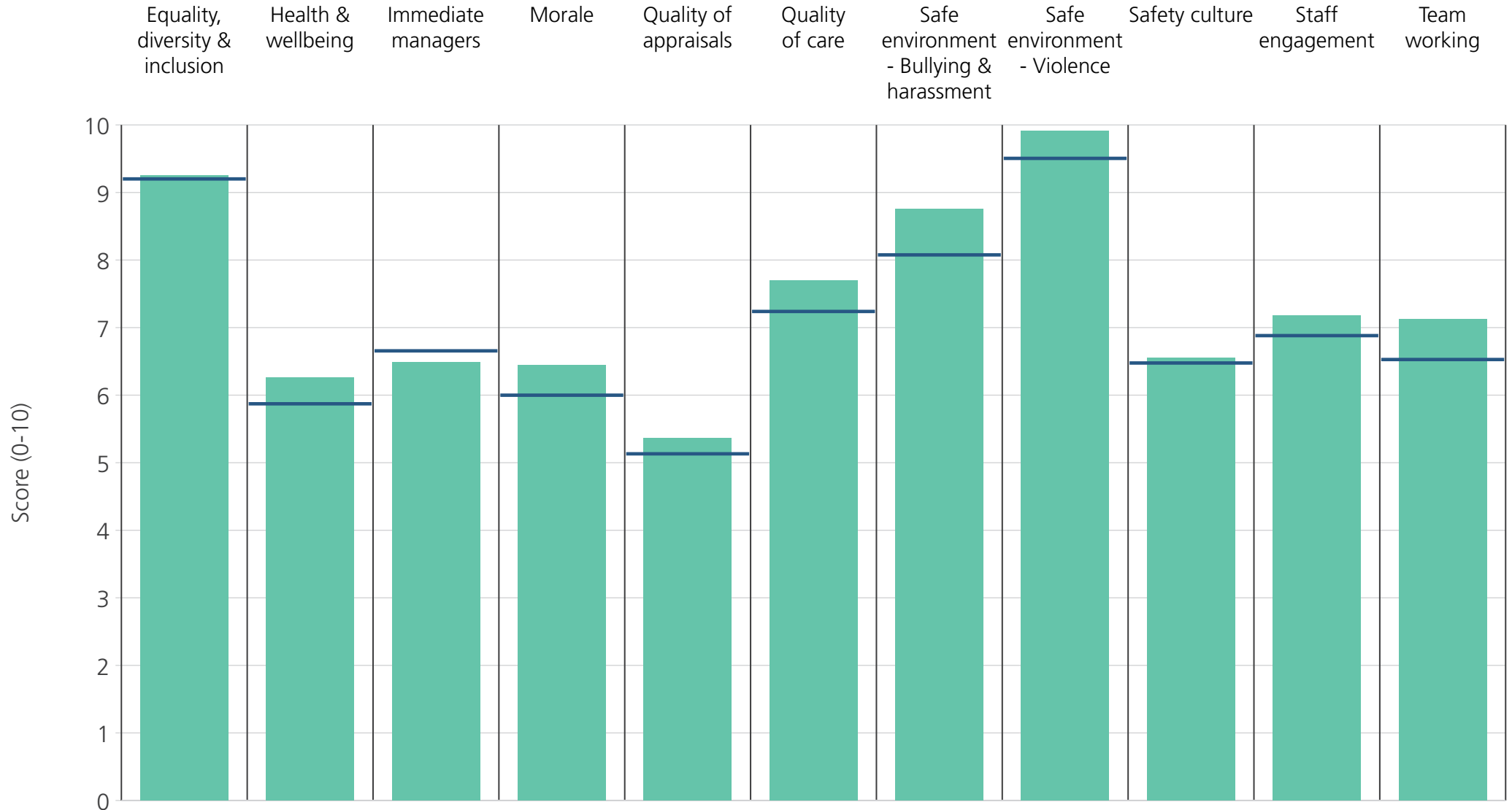
<b>Directorate</b>	9.4	6.5	6.9	6.1	5.3	7.1	8.9	9.9	6.5	7.0	6.6
<b>Your org</b>	9.2	5.9	6.7	6.0	5.1	7.2	8.1	9.5	6.5	6.9	6.5
<b>Responses</b>	368	374	375	367	304	193	369	372	369	377	373



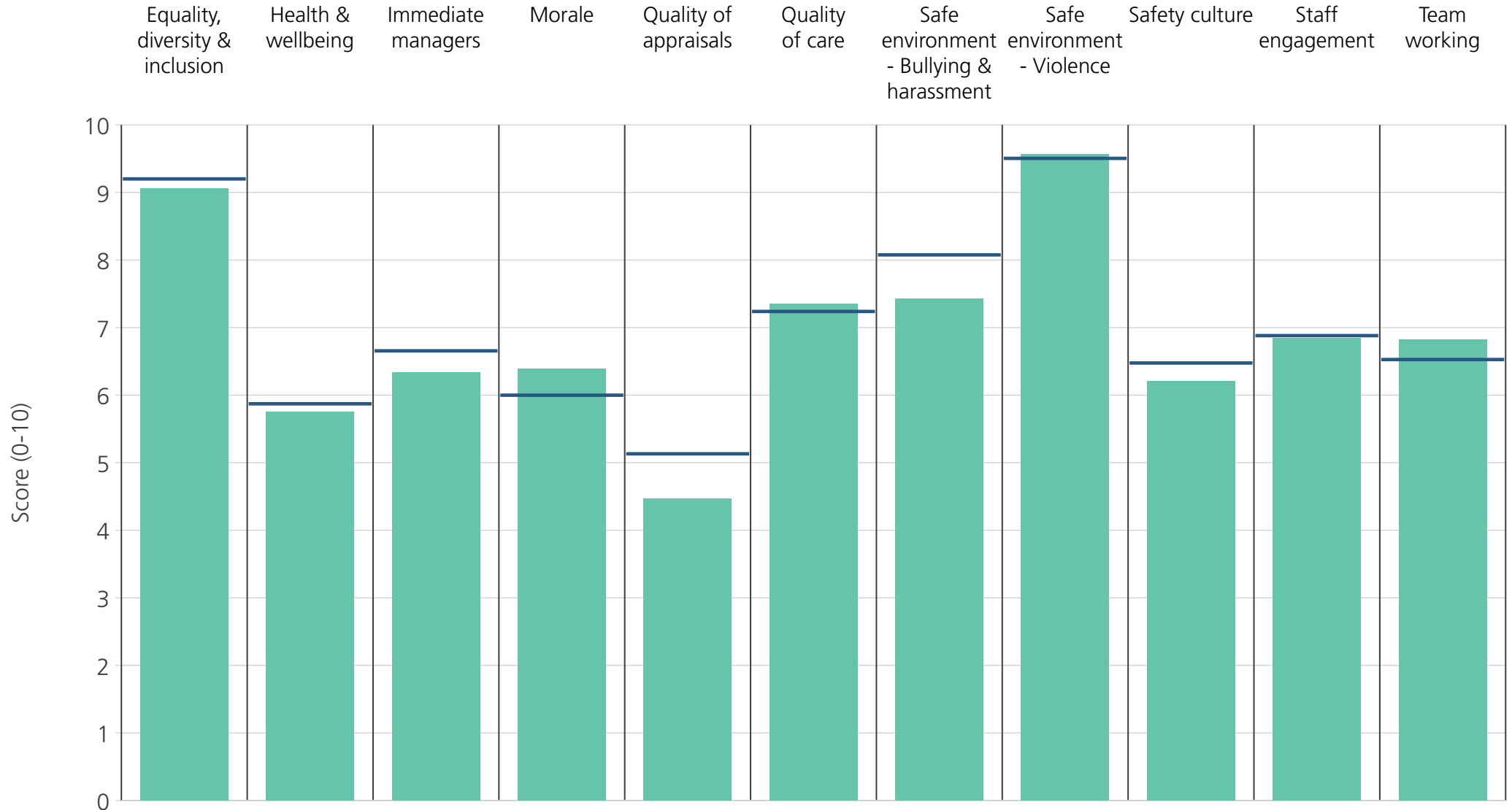
<b>Directorate</b>	9.4	6.2	7.2	6.4	5.4	7.4	8.6	9.6	6.6	7.3	7.0
<b>Your org</b>	9.2	5.9	6.7	6.0	5.1	7.2	8.1	9.5	6.5	6.9	6.5
<b>Responses</b>	99	100	100	98	88	99	99	100	100	100	98



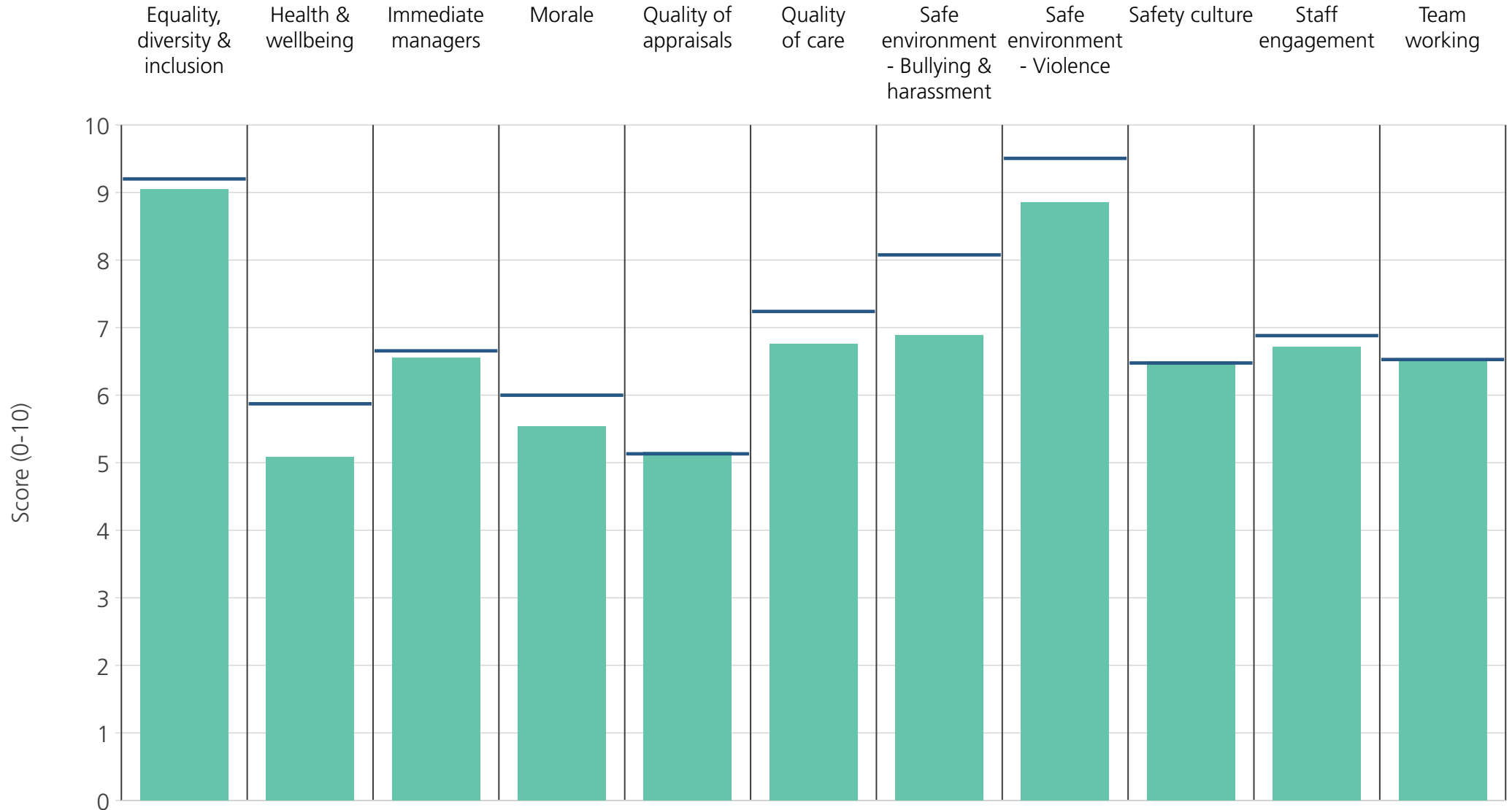
<b>Directorate</b>	8.6	5.7	5.5	5.6	4.2	7.4	8.4	9.5	6.0	6.2	5.0
<b>Your org</b>	9.2	5.9	6.7	6.0	5.1	7.2	8.1	9.5	6.5	6.9	6.5
<b>Responses</b>	72	77	75	73	59	50	73	71	75	76	74



<b>Directorate</b>	9.3	6.3	6.5	6.4	5.4	7.7	8.8	9.9	6.6	7.2	7.1
<b>Your org</b>	9.2	5.9	6.7	6.0	5.1	7.2	8.1	9.5	6.5	6.9	6.5
<b>Responses</b>	40	40	40	38	34	38	40	39	40	41	40



<b>Directorate</b>	9.1	5.8	6.3	6.4	4.5	7.4	7.4	9.6	6.2	6.8	6.8
<b>Your org</b>	9.2	5.9	6.7	6.0	5.1	7.2	8.1	9.5	6.5	6.9	6.5
<b>Responses</b>	137	138	139	136	121	139	138	137	138	139	139



<b>Directorate</b>	9.0	5.1	6.6	5.5	5.2	6.8	6.9	8.9	6.5	6.7	6.5
<b>Your org</b>	9.2	5.9	6.7	6.0	5.1	7.2	8.1	9.5	6.5	6.9	6.5
<b>Responses</b>	250	251	253	249	218	244	250	248	250	255	251