

# Salford Royal NHS Foundation Trust

2019 NHS Staff Survey

**Directorate Report**

**Contents**

Introduction . . . . .	3	236 Radiology . . . . .	26
Themes – Directorates 1 . . . . .	4	236 Renal Services . . . . .	27
236 Integrated Care Division . . . . .	5	236 Critical Care . . . . .	28
236 Division of Surgery & Tertiary Medicine . . . . .	6	236 Pharmacy . . . . .	29
236 NES Pennine Care Community Services . . . . .	7	236 Outpatients . . . . .	30
236 Corporate Services Division . . . . .	8	236 ELFS Shared Services . . . . .	31
236 Manchester Centre for Clinical Neurosciences . . . . .	9	236 Specialist Medicine Acute Medicine 1 . . . . .	32
236 NCA Diagnostics and Pharmacy Group . . . . .	10	236 Tertiary Medicine (1) . . . . .	33
236 Hosted Services . . . . .	11	236 Hosted Services 4 . . . . .	34
Themes – Directorates 2 . . . . .	12	236 Orthopaedics . . . . .	35
236 NES Pennine Care Community Services . . . . .	13	Other . . . . .	36
236 Medical Neurosciences . . . . .	14		
236 Intermediate Care, ACM & Adult Community . . . . .	15		
236 Emergency Village . . . . .	16		
236 Adult Social Care . . . . .	17		
236 General Surgery . . . . .	18		
236 Surgical Neurosciences . . . . .	19		
236 Capital, Estates & Facilities . . . . .	20		
236 Peri-operative Care . . . . .	21		
236 AHP's . . . . .	22		
236 Pathology . . . . .	23		
236 Children's Services . . . . .	24		
236 Specialist Medicine Acute Medicine 2 . . . . .	25		

This directorate report for Salford Royal NHS Foundation Trust contains results by directorate for themes from the 2019 NHS Staff Survey. These results are compared to the unweighted average for your organisation.

**Please note:** It is possible that there are differences between the 'Your org' scores reported in this directorate report and those in the benchmark report. This is because the results in the benchmark report are weighted to allow for fair comparisons between organisations of a similar type. However, in this report comparisons are made within your organisation so the unweighted organisation result is a more appropriate point of comparison.

The directorate breakdowns used in this report were provided and defined by Salford Royal NHS Foundation Trust. Details of how the theme scores were calculated are included in the Technical Document, available to download from our [results website](#).

## Key features

Breakdown type and **directorate name** are specified in the header. Black text in the header is hyperlinked: clicking on '2019 NHS Staff Survey Results' navigates back to the contents page.

Directorate results are presented in the context of the (unweighted) **organisation average ('Your org')**, so it is easy to tell if a directorate is performing better or worse than the organisation average. For all themes, a higher score is a better result than a lower score.

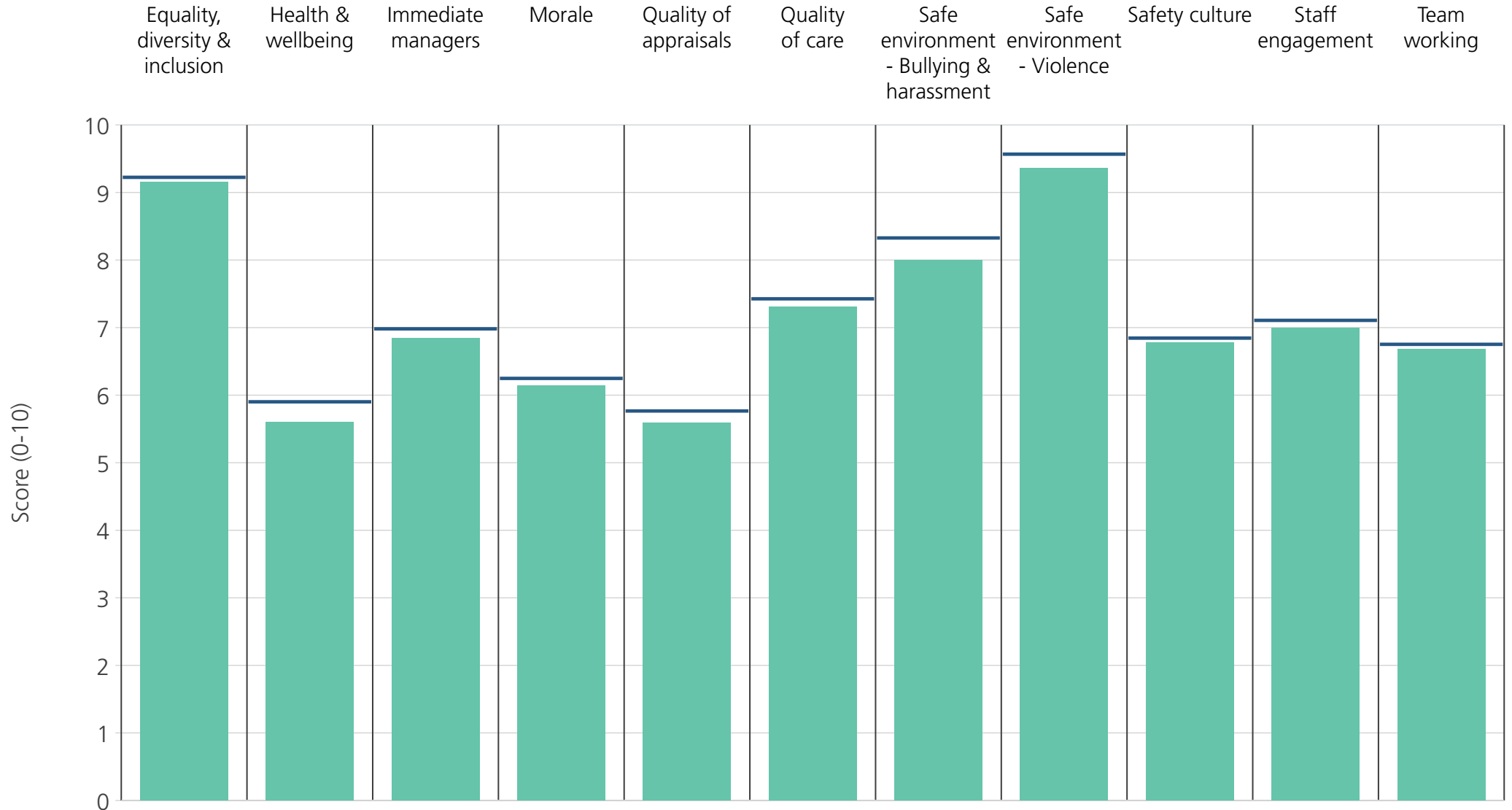
The **number of responses** feeding into each theme score **for the given directorate** is specified below the table containing the directorate and trust scores.



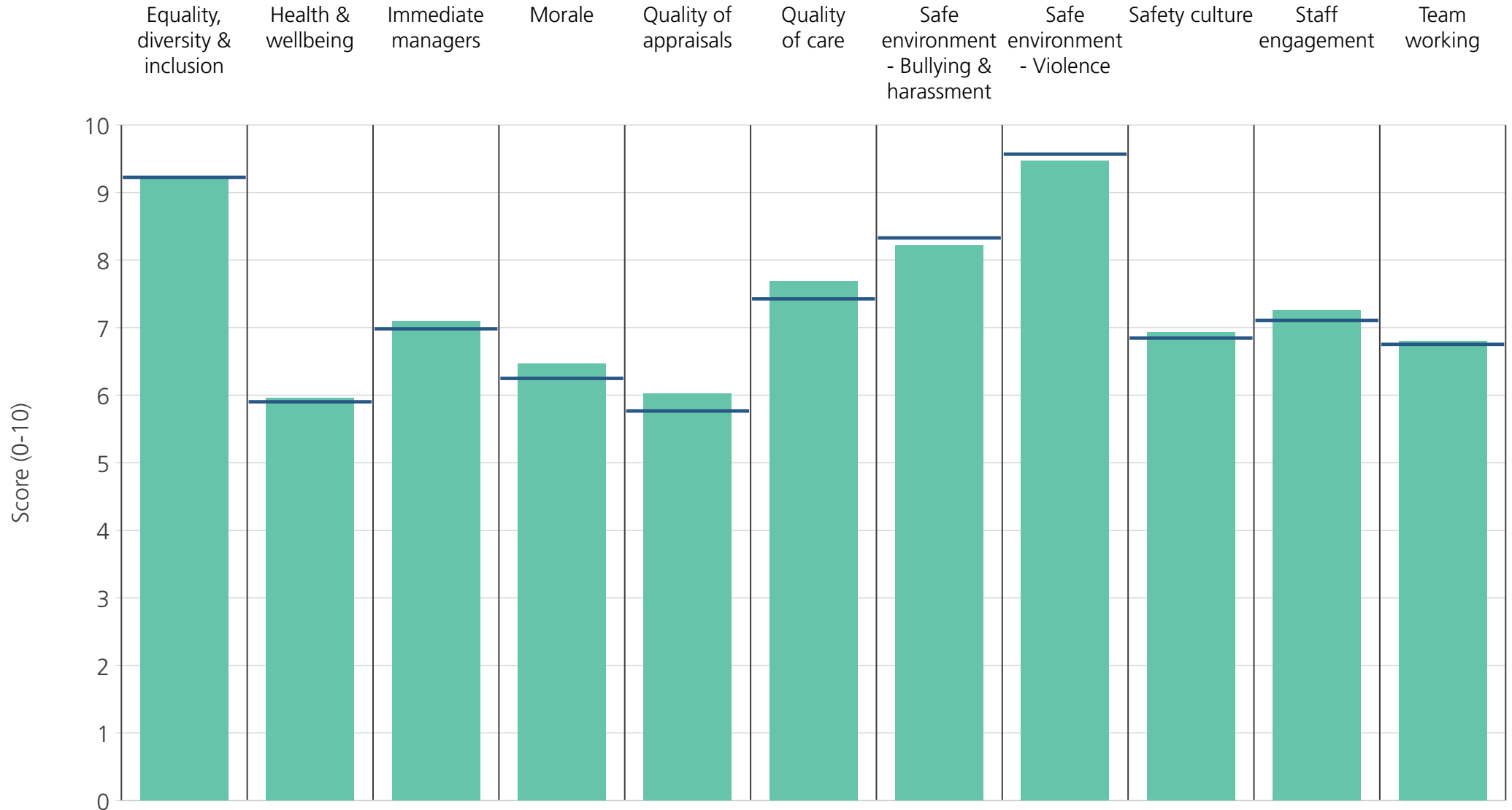
**! Note:** when there are less than 11 responses in a group, results are suppressed to protect staff confidentiality

# Directorates 1

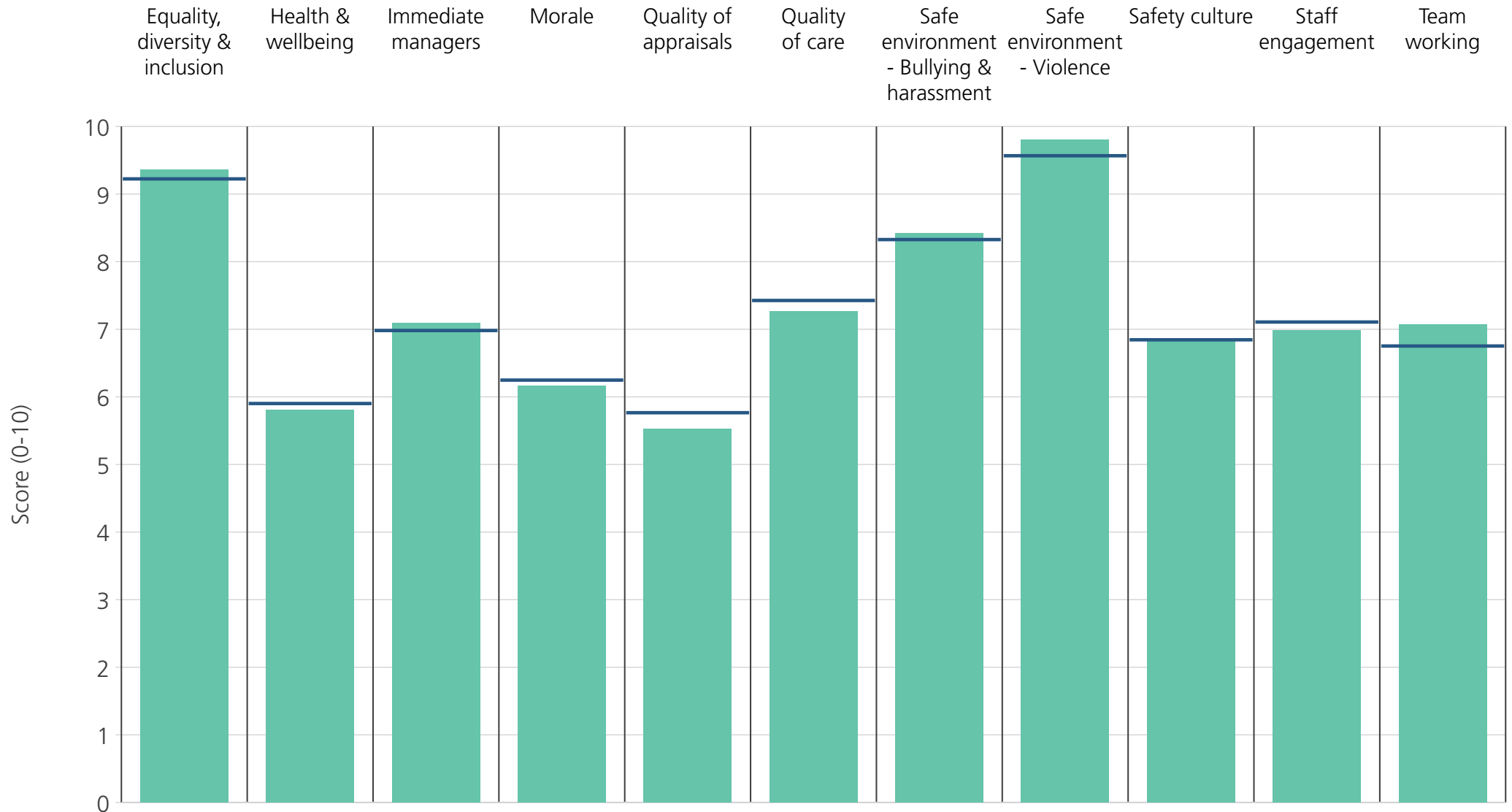
Salford Royal NHS Foundation Trust  
2019 NHS Staff Survey Results



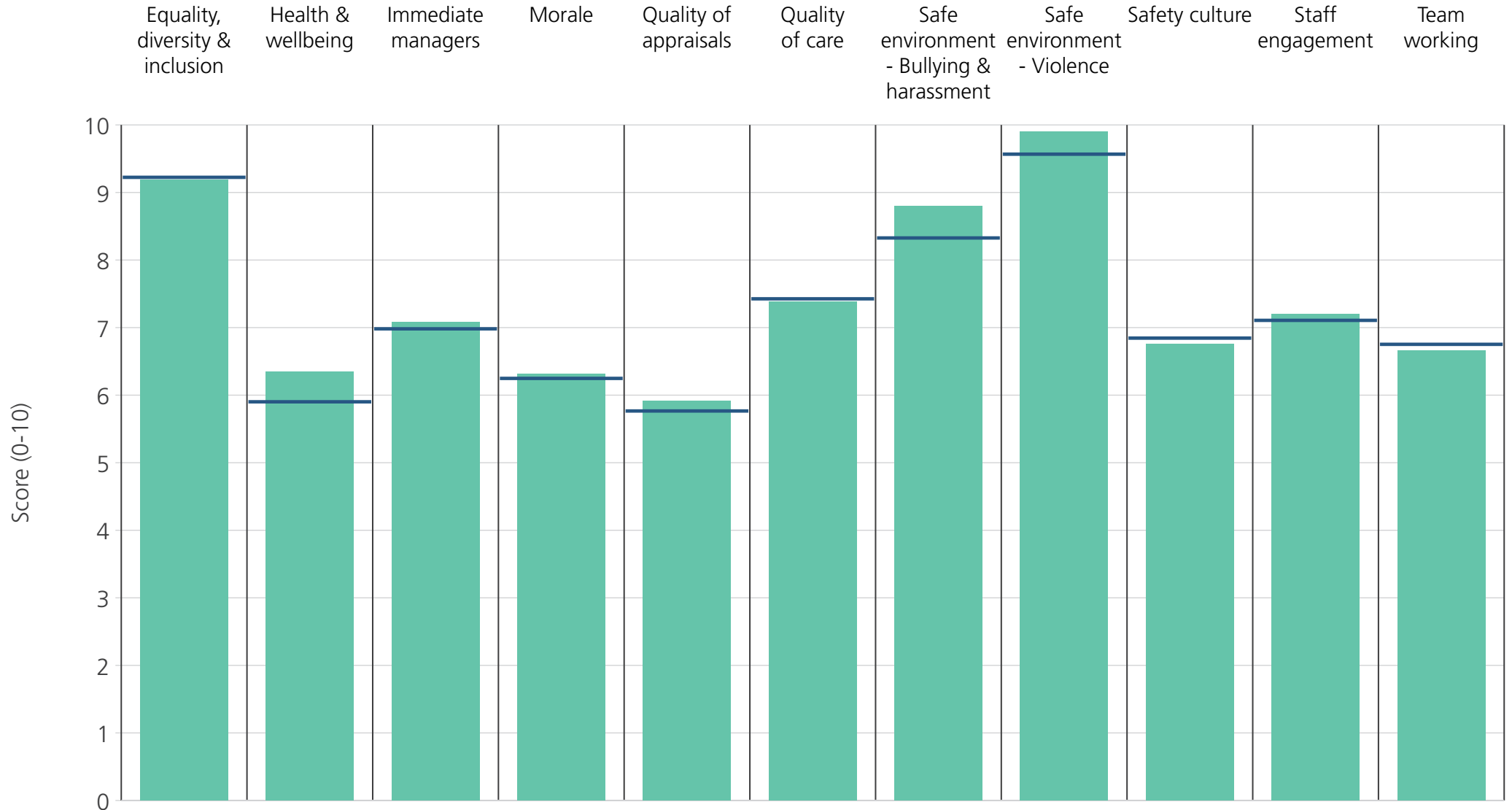
<b>Directorate</b>	9.2	5.6	6.8	6.1	5.6	7.3	8.0	9.4	6.8	7.0	6.7
<b>Your org</b>	9.2	5.9	7.0	6.2	5.8	7.4	8.3	9.6	6.8	7.1	6.8
<b>Responses</b>	1124	1136	1137	1075	911	1099	1119	1121	1110	1173	1154



<b>Directorate</b>	9.2	6.0	7.1	6.5	6.0	7.7	8.2	9.5	6.9	7.3	6.8
<b>Your org</b>	9.2	5.9	7.0	6.2	5.8	7.4	8.3	9.6	6.8	7.1	6.8
<b>Responses</b>	1123	1147	1148	1078	892	1117	1122	1123	1112	1188	1179

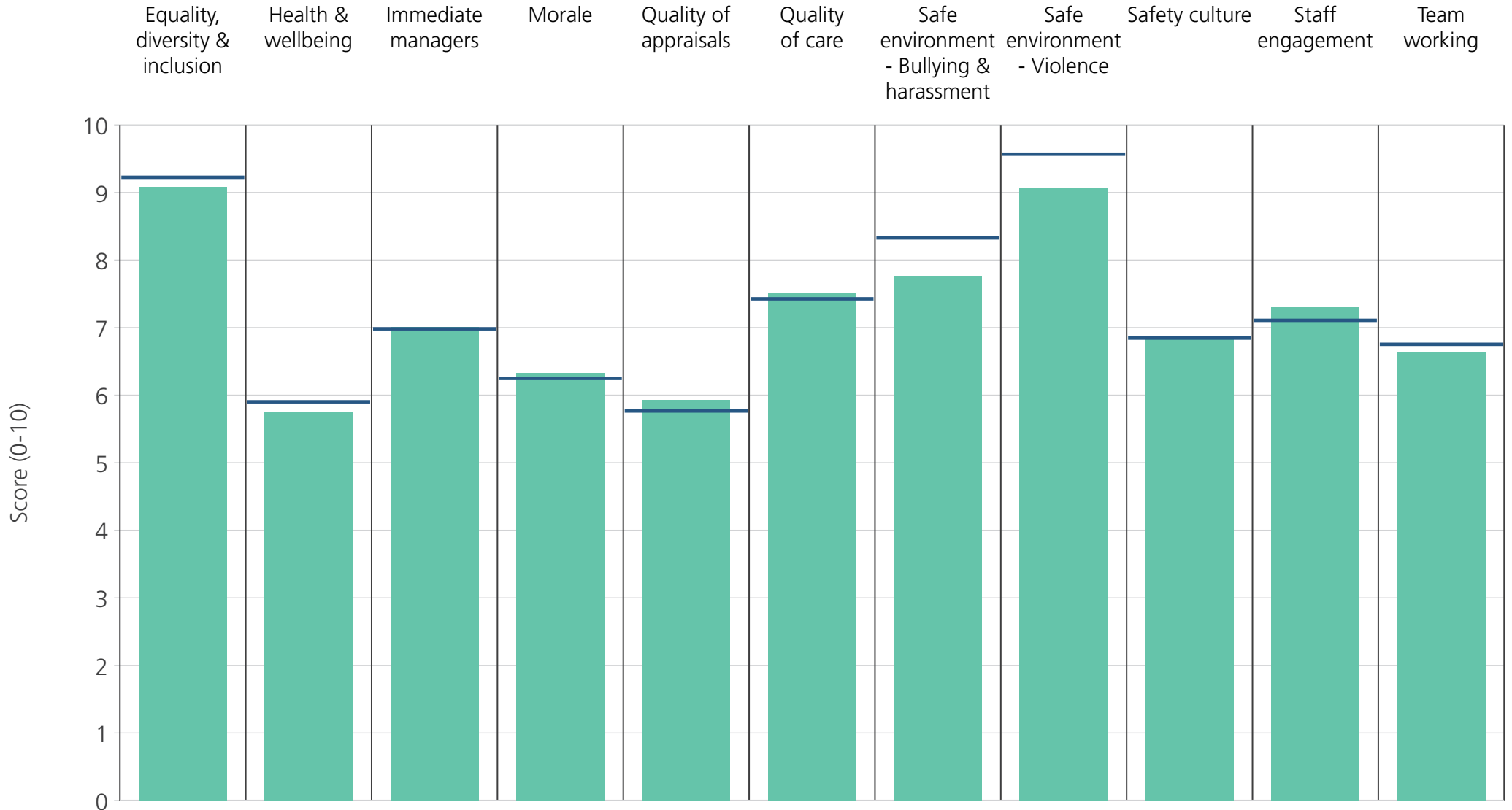


<b>Directorate</b>	9.4	5.8	7.1	6.2	5.5	7.3	8.4	9.8	6.9	7.0	7.1
<b>Your org</b>	9.2	5.9	7.0	6.2	5.8	7.4	8.3	9.6	6.8	7.1	6.8
<b>Responses</b>	628	630	629	621	520	564	621	629	627	638	625

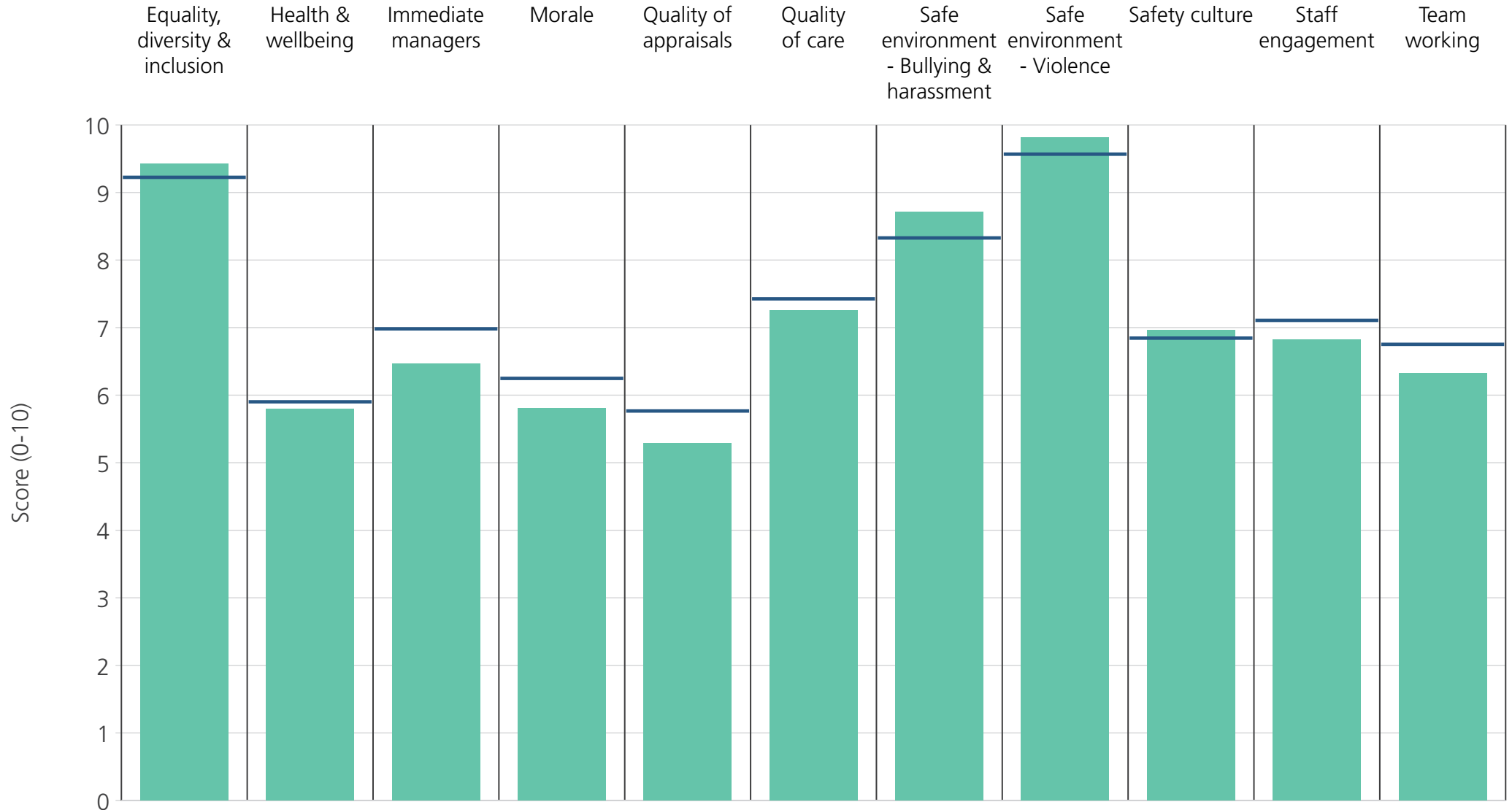


<b>Directorate</b>	9.2	6.3	7.1	6.3	5.9	7.4	8.8	9.9	6.8	7.2	6.7
<b>Your org</b>	9.2	5.9	7.0	6.2	5.8	7.4	8.3	9.6	6.8	7.1	6.8
<b>Responses</b>	639	637	645	630	460	401	634	633	637	657	652

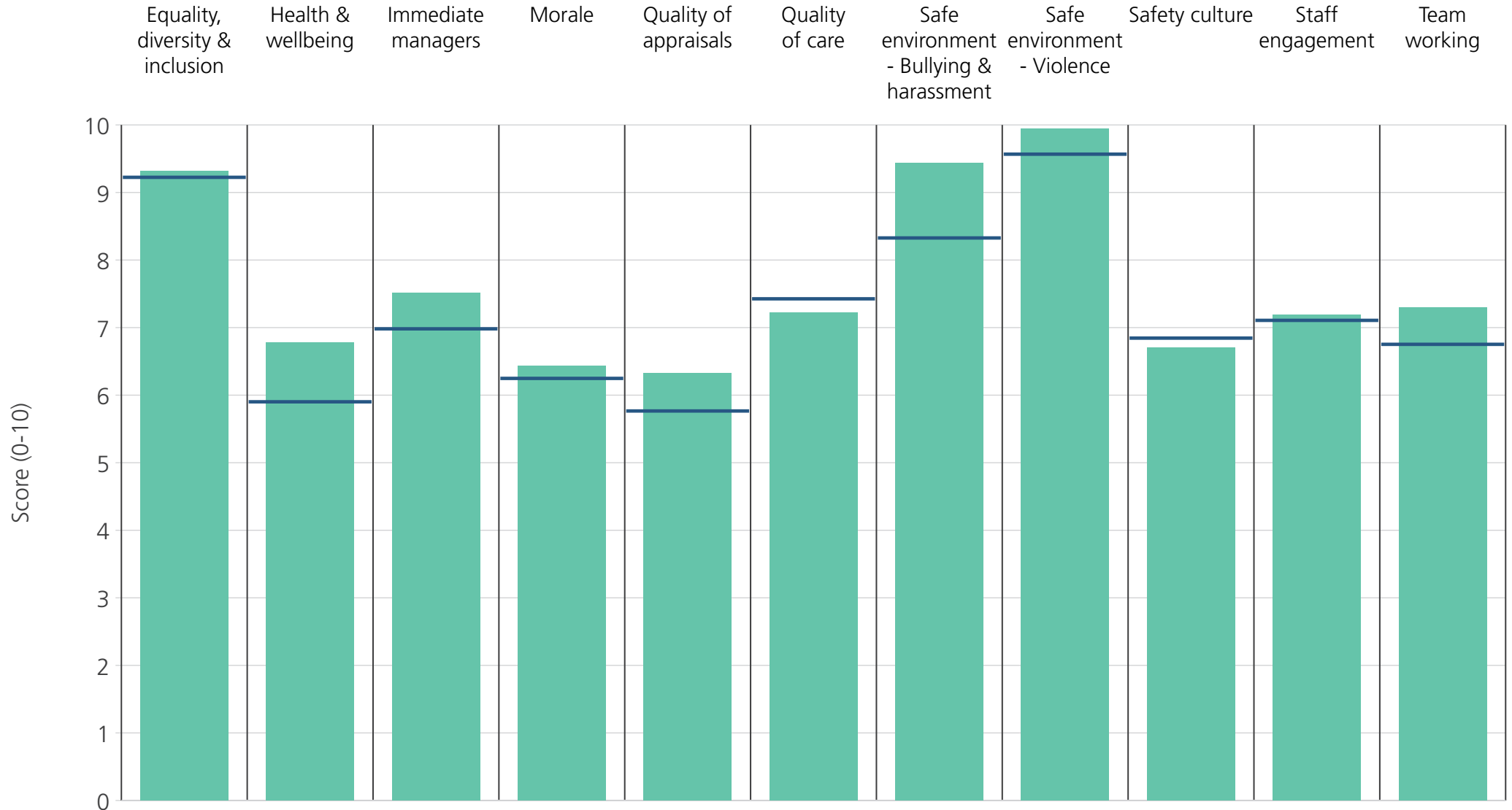




<b>Directorate</b>	9.1	5.8	7.0	6.3	5.9	7.5	7.8	9.1	6.9	7.3	6.6
<b>Your org</b>	9.2	5.9	7.0	6.2	5.8	7.4	8.3	9.6	6.8	7.1	6.8
<b>Responses</b>	388	395	394	372	298	391	384	385	377	411	407



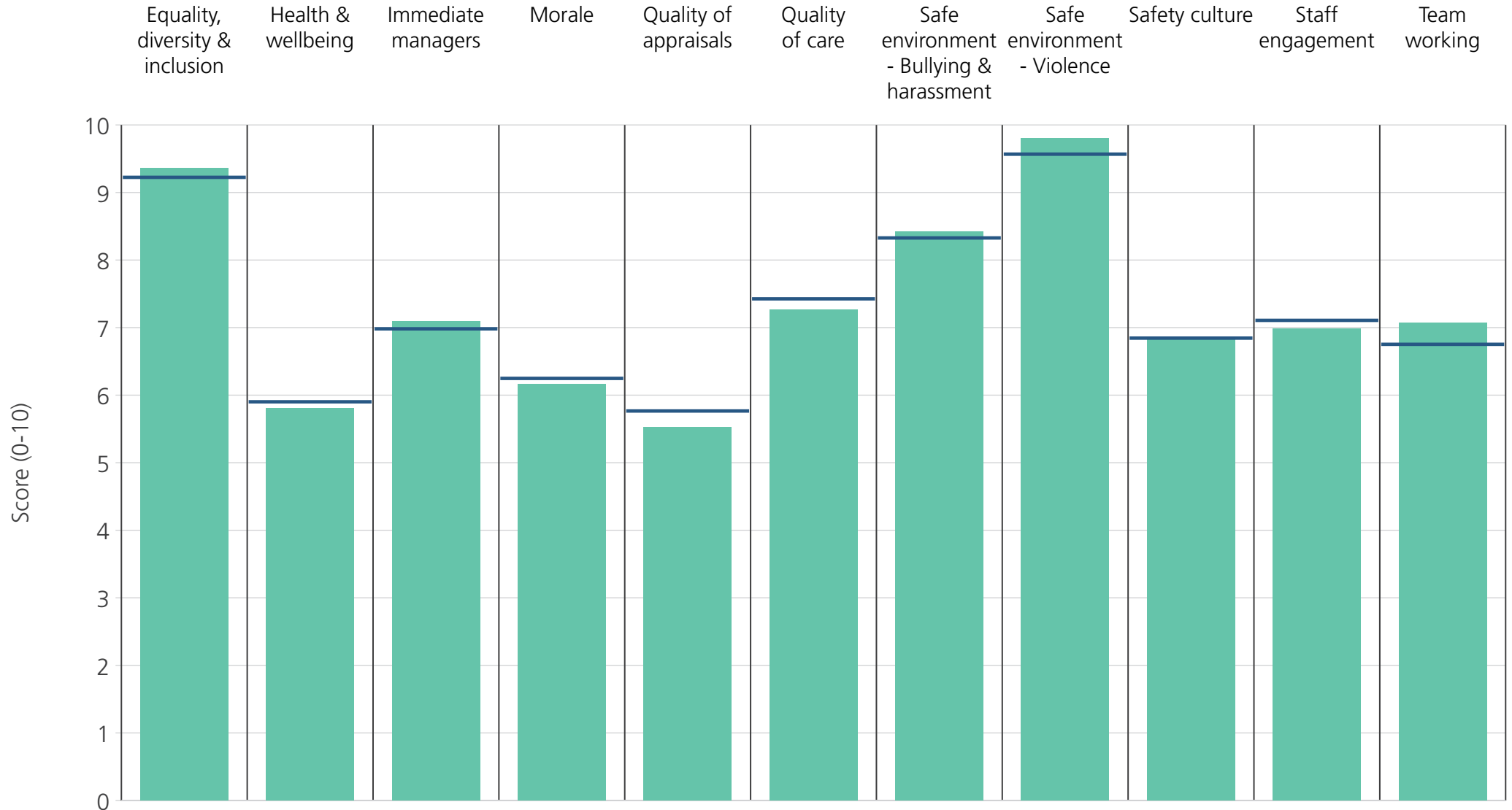
<b>Directorate</b>	9.4	5.8	6.5	5.8	5.3	7.3	8.7	9.8	7.0	6.8	6.3
<b>Your org</b>	9.2	5.9	7.0	6.2	5.8	7.4	8.3	9.6	6.8	7.1	6.8
<b>Responses</b>	401	406	406	395	306	376	400	402	399	412	409



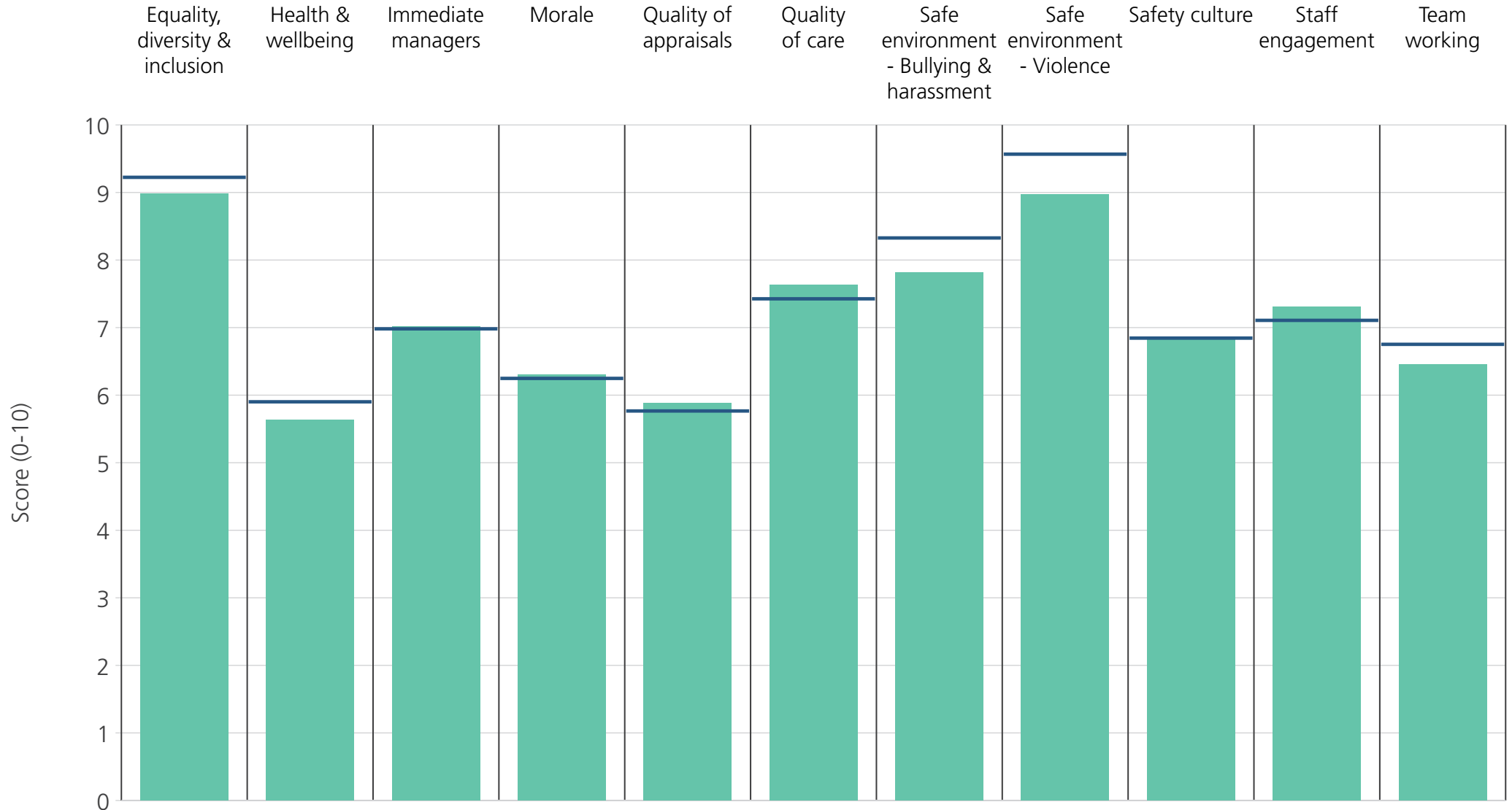
<b>Directorate</b>	9.3	6.8	7.5	6.4	6.3	7.2	9.4	9.9	6.7	7.2	7.3
<b>Your org</b>	9.2	5.9	7.0	6.2	5.8	7.4	8.3	9.6	6.8	7.1	6.8
<b>Responses</b>	188	189	188	185	154	83	188	189	187	192	190

# Directorates 2

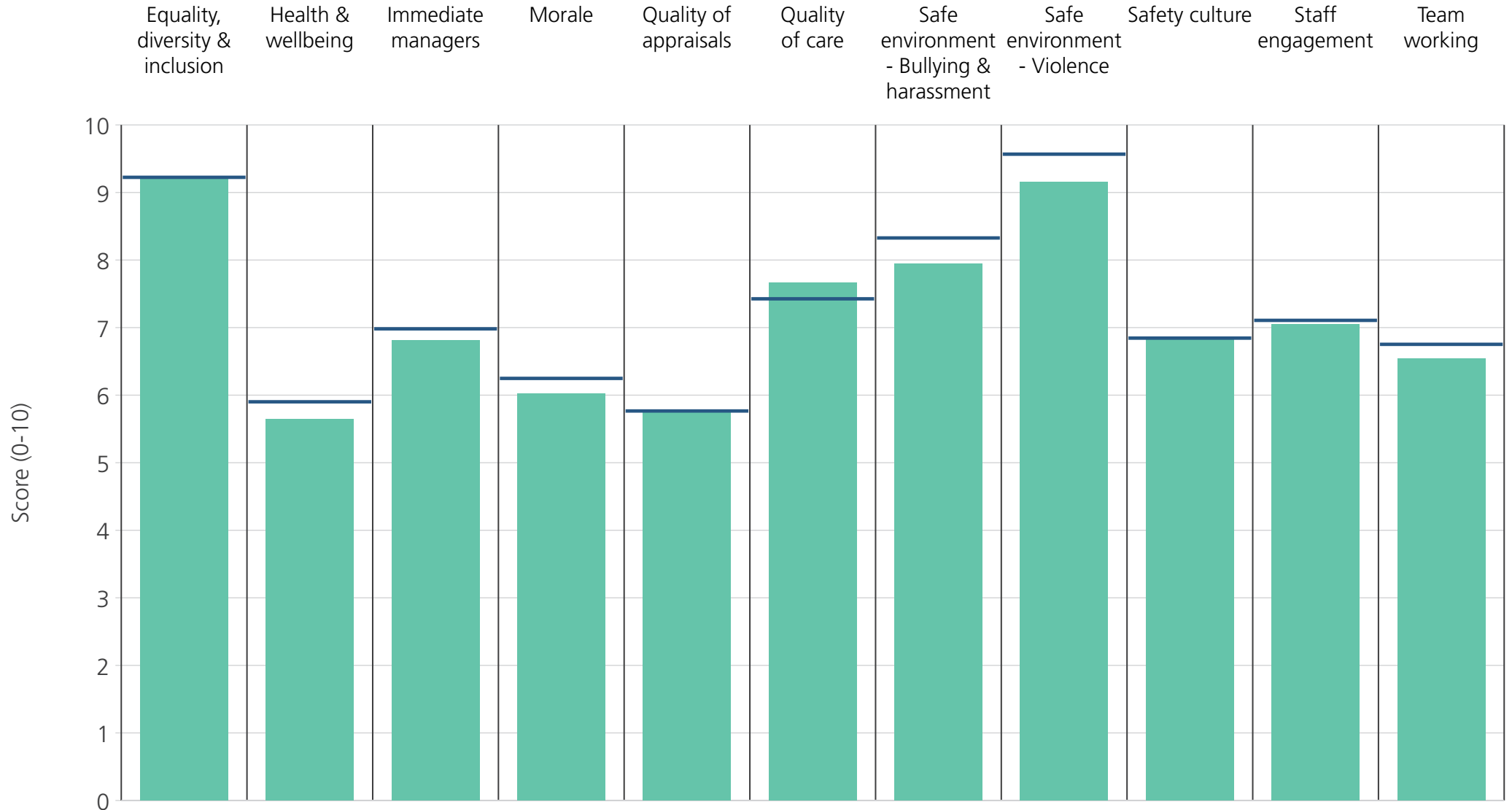
Salford Royal NHS Foundation Trust  
2019 NHS Staff Survey Results



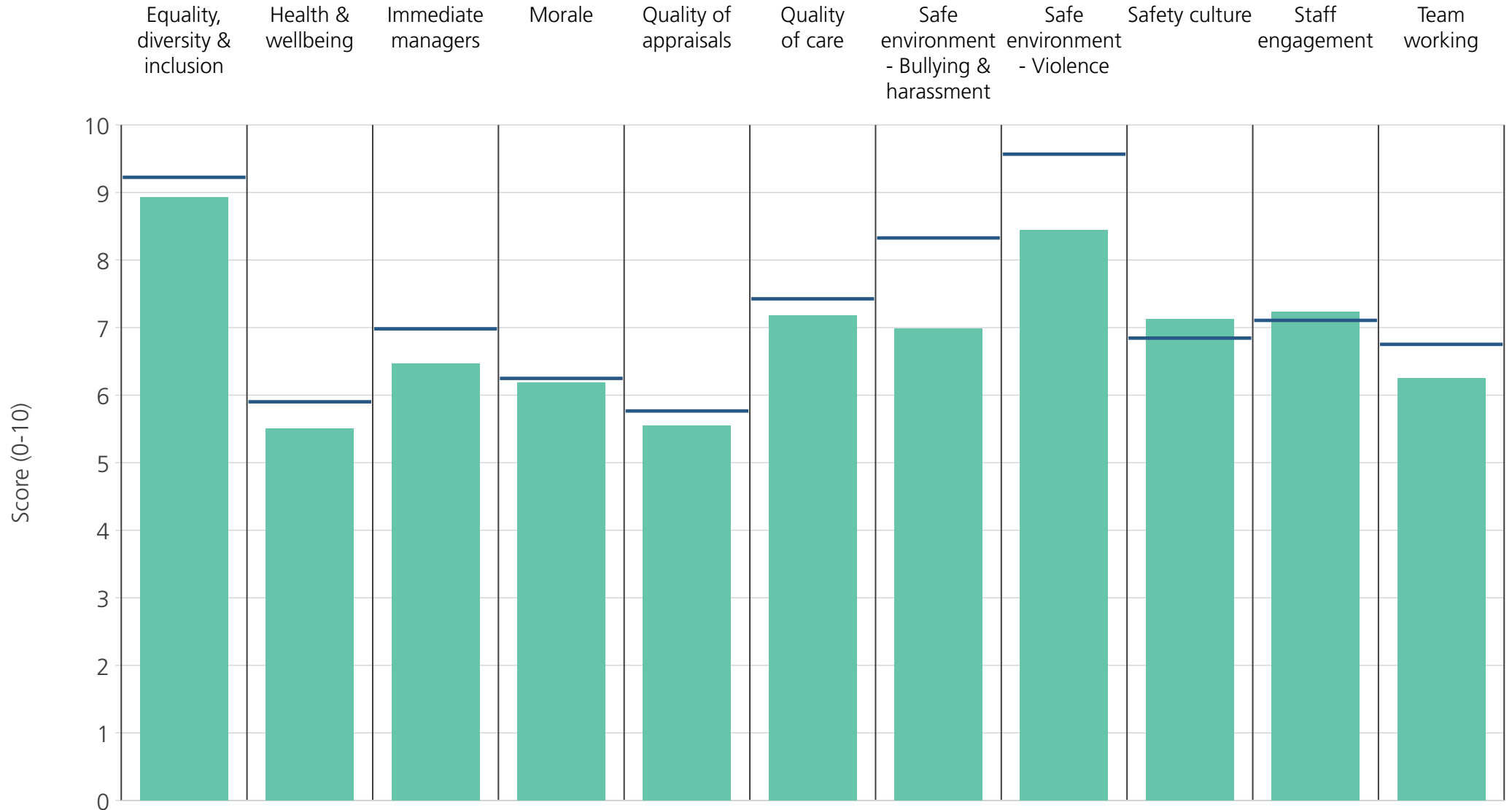
<b>Directorate</b>	9.4	5.8	7.1	6.2	5.5	7.3	8.4	9.8	6.9	7.0	7.1
<b>Your org</b>	9.2	5.9	7.0	6.2	5.8	7.4	8.3	9.6	6.8	7.1	6.8
<b>Responses</b>	628	630	629	621	520	564	621	629	627	638	625



<b>Directorate</b>	9.0	5.6	7.0	6.3	5.9	7.6	7.8	9.0	6.9	7.3	6.5
<b>Your org</b>	9.2	5.9	7.0	6.2	5.8	7.4	8.3	9.6	6.8	7.1	6.8
<b>Responses</b>	203	209	209	193	155	209	198	201	197	219	217

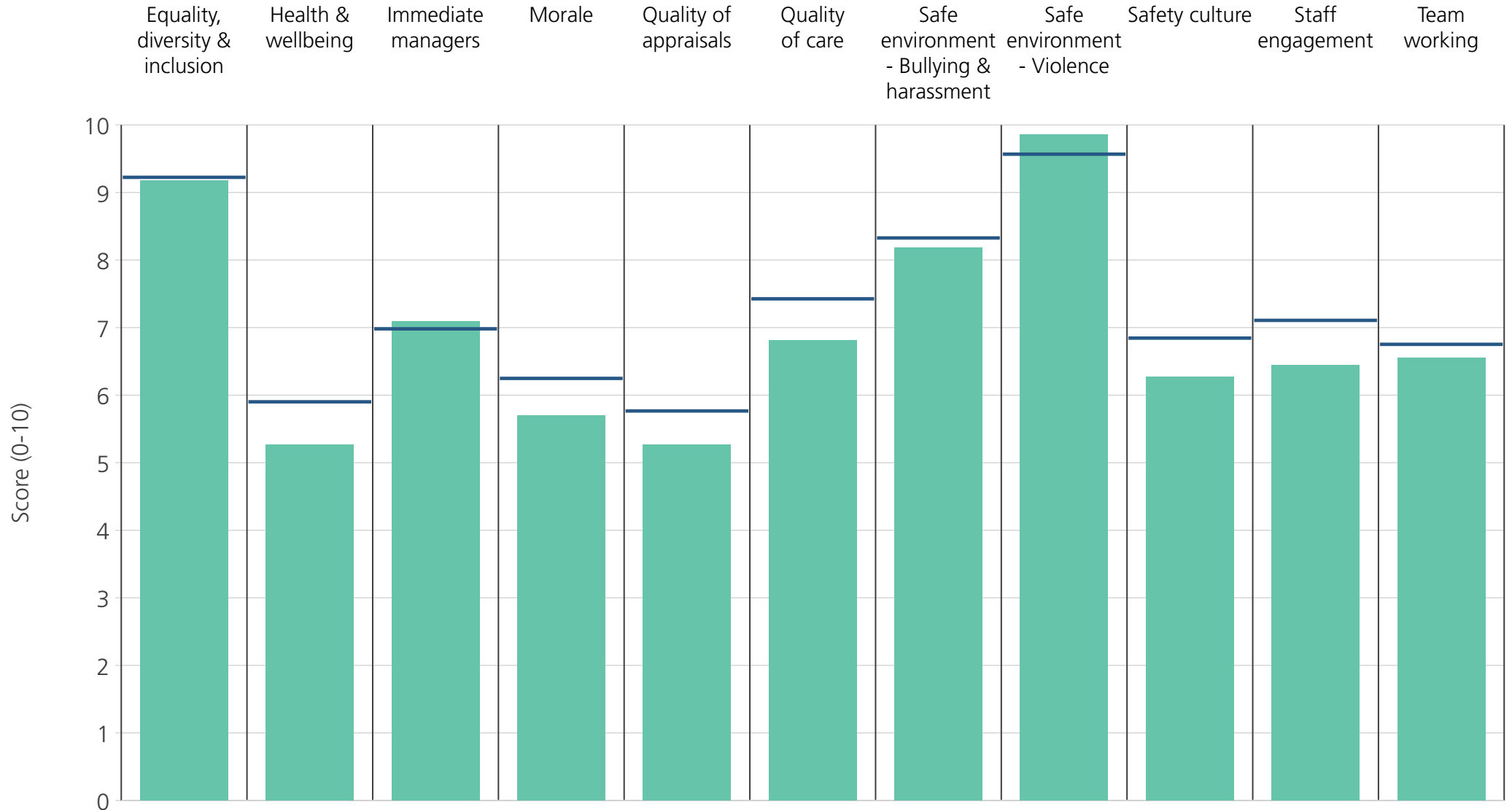


<b>Directorate</b>	9.2	5.6	6.8	6.0	5.8	7.7	7.9	9.2	6.8	7.1	6.5
<b>Your org</b>	9.2	5.9	7.0	6.2	5.8	7.4	8.3	9.6	6.8	7.1	6.8
<b>Responses</b>	257	258	257	241	189	247	255	255	255	269	264

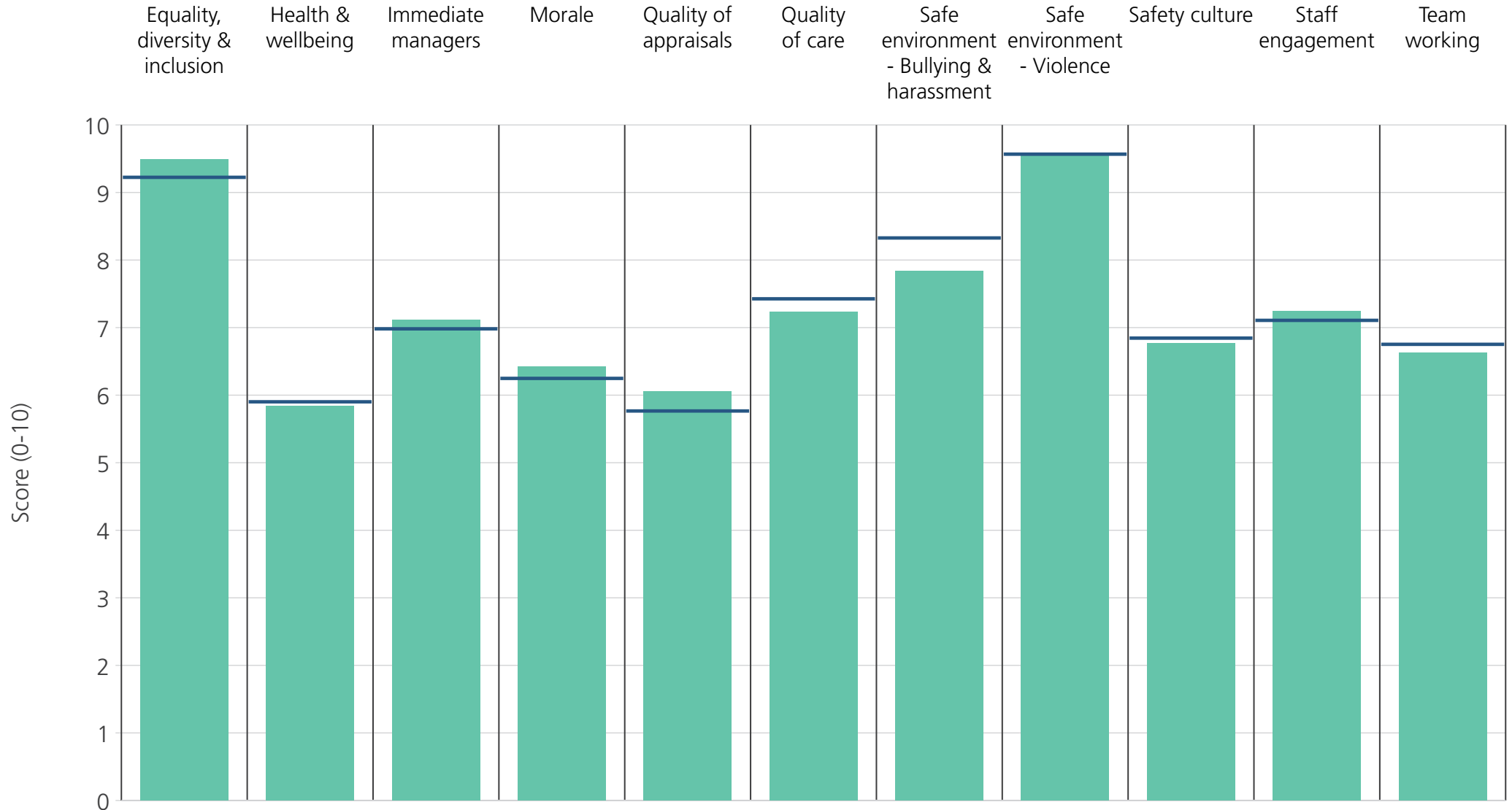


<b>Directorate</b>	8.9	5.5	6.5	6.2	5.5	7.2	7.0	8.4	7.1	7.2	6.3
<b>Your org</b>	9.2	5.9	7.0	6.2	5.8	7.4	8.3	9.6	6.8	7.1	6.8
<b>Responses</b>	211	215	215	197	169	221	210	209	203	226	223

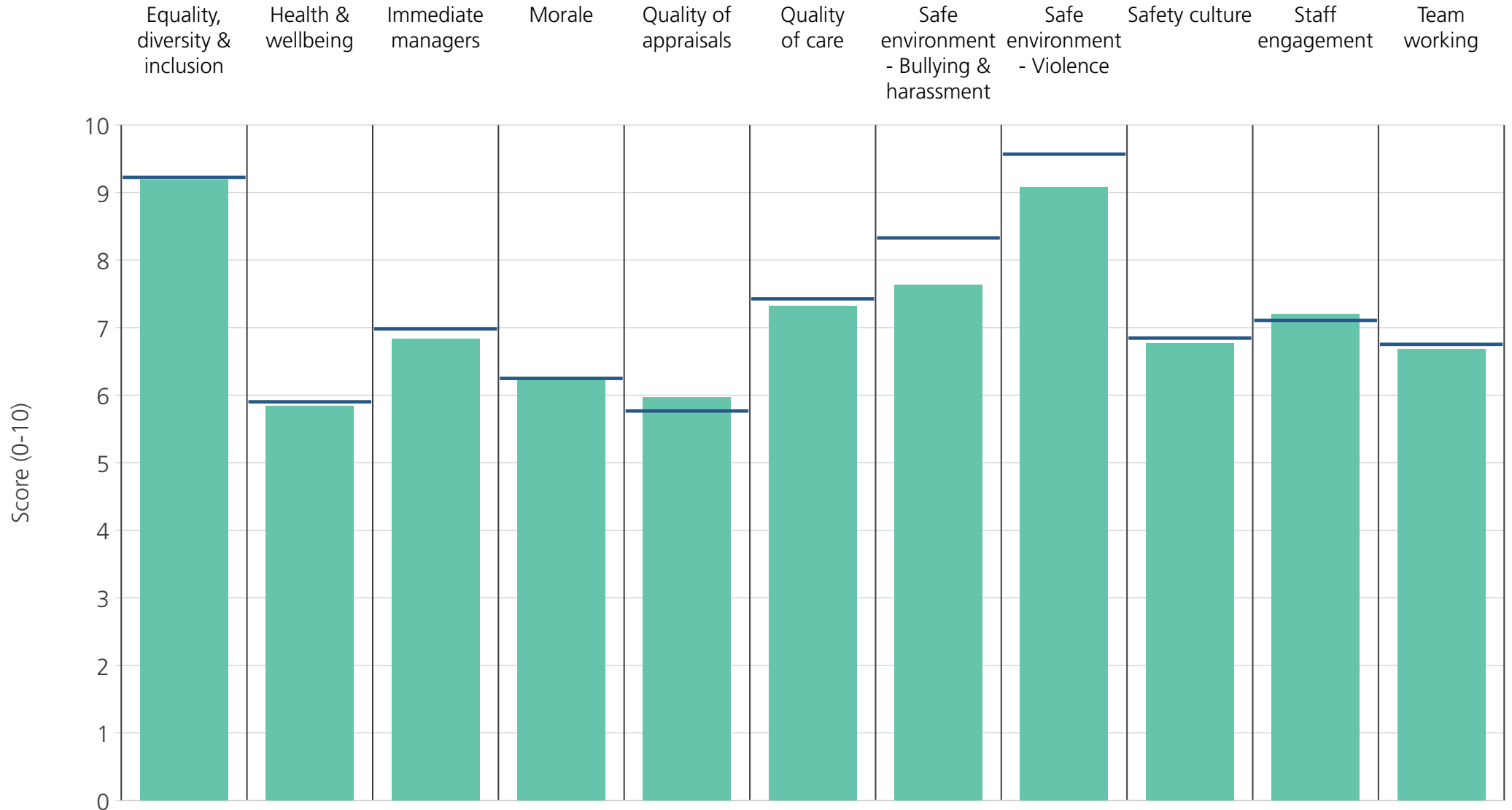




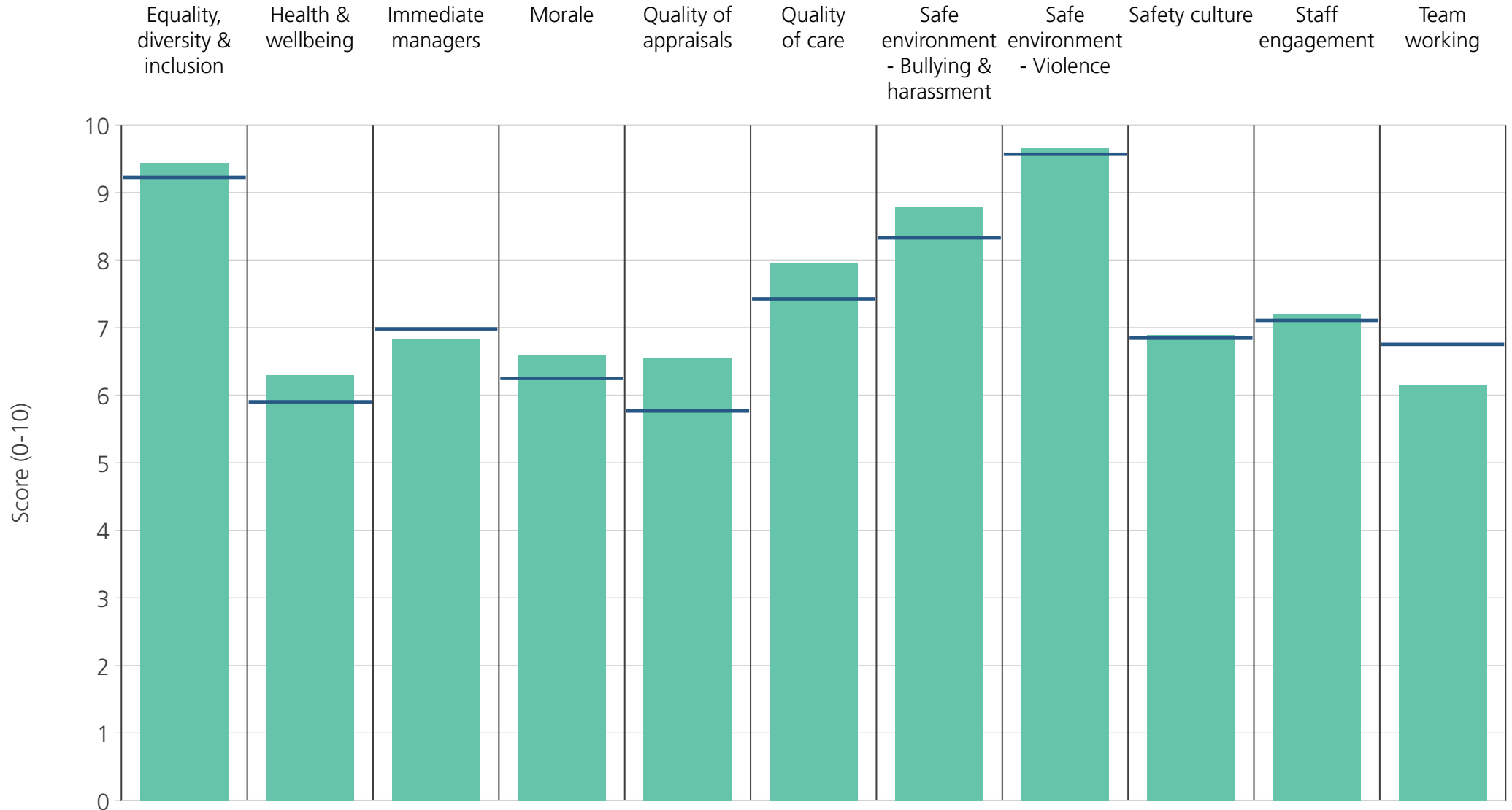
<b>Directorate</b>	9.2	5.3	7.1	5.7	5.3	6.8	8.2	9.9	6.3	6.4	6.5
<b>Your org</b>	9.2	5.9	7.0	6.2	5.8	7.4	8.3	9.6	6.8	7.1	6.8
<b>Responses</b>	253	253	253	243	212	232	252	252	250	258	253



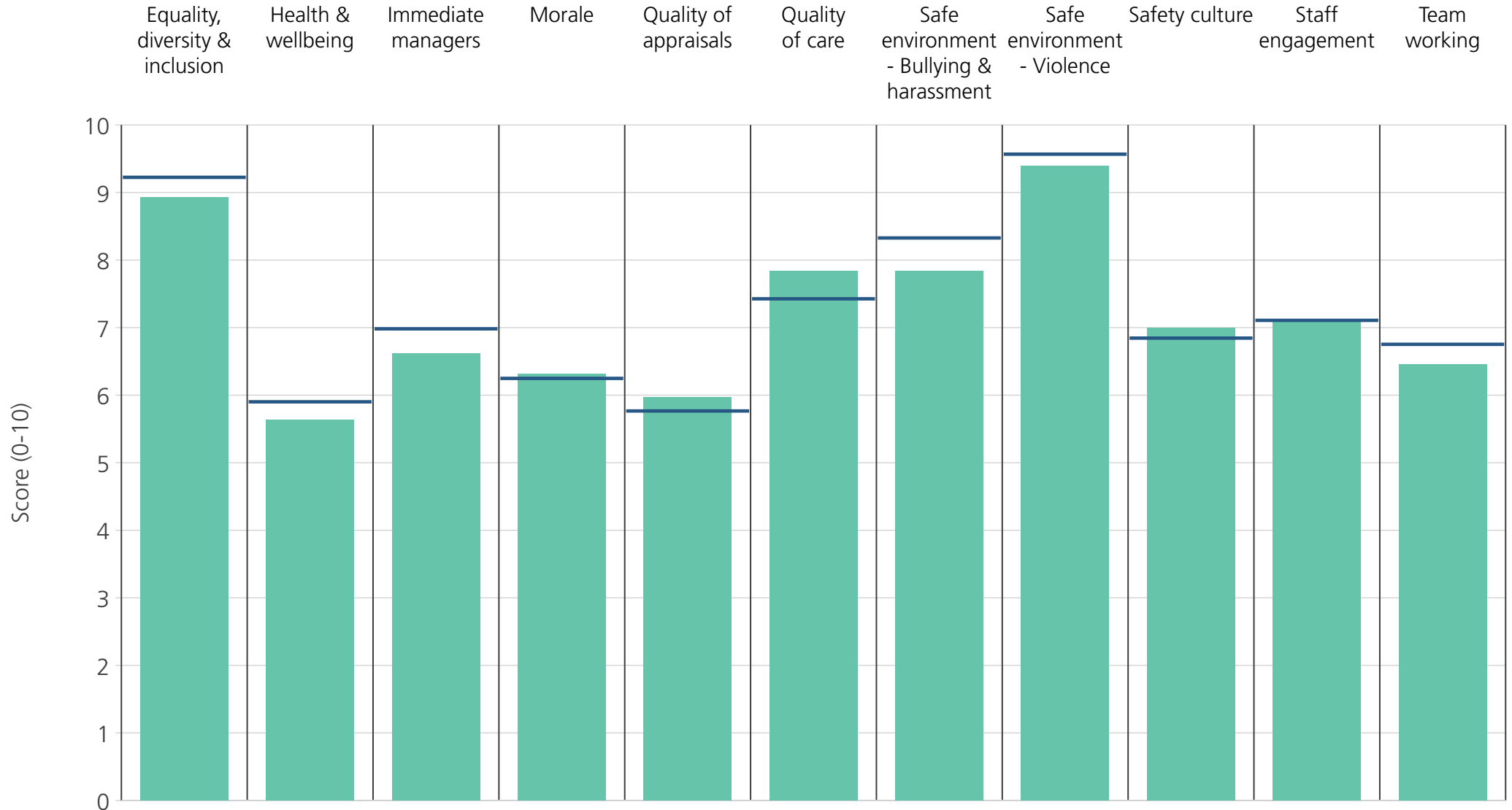
<b>Directorate</b>	9.5	5.8	7.1	6.4	6.1	7.2	7.8	9.6	6.8	7.2	6.6
<b>Your org</b>	9.2	5.9	7.0	6.2	5.8	7.4	8.3	9.6	6.8	7.1	6.8
<b>Responses</b>	156	157	156	148	123	147	157	156	156	162	162



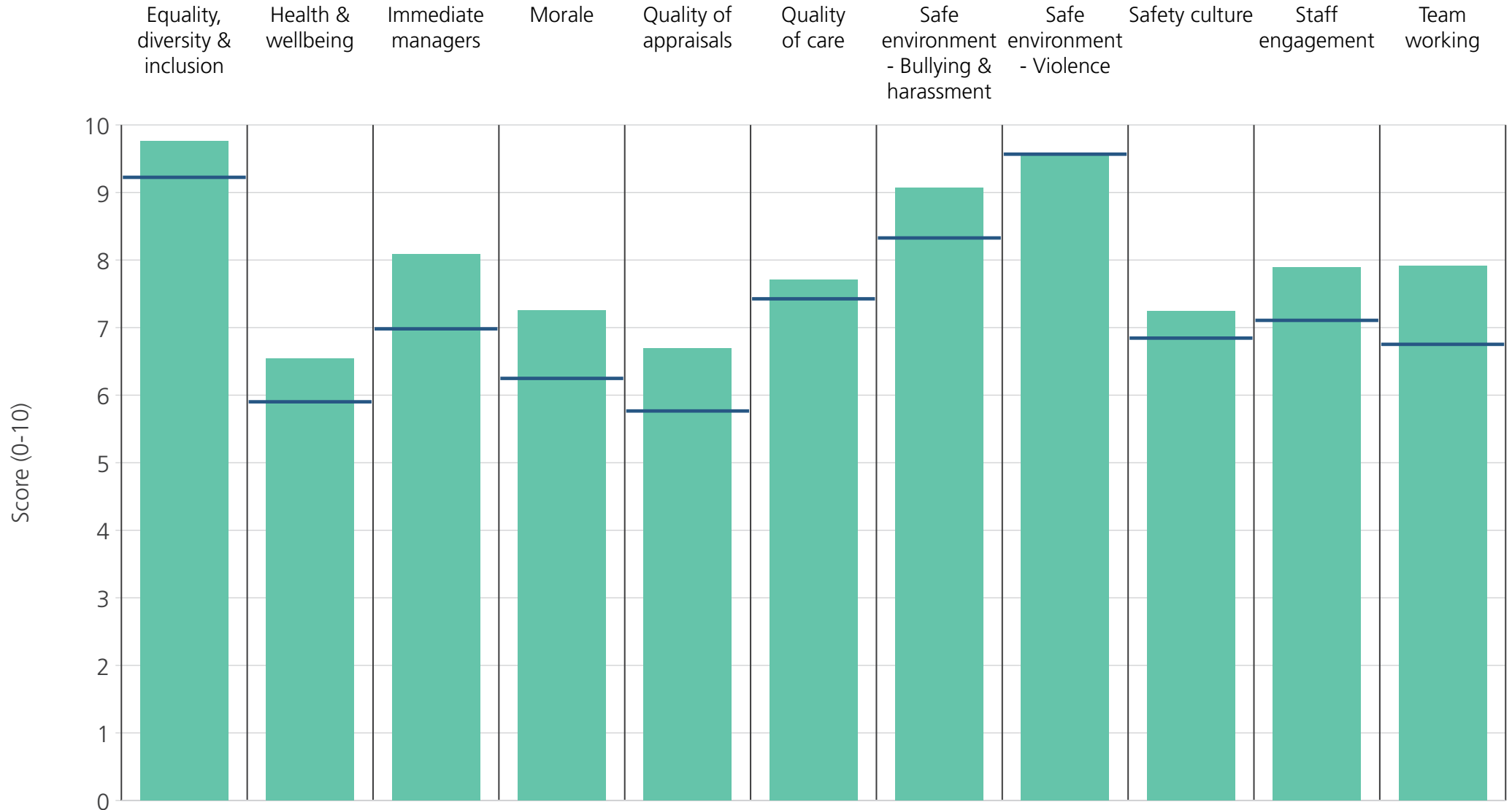
<b>Directorate</b>	9.2	5.8	6.8	6.2	6.0	7.3	7.6	9.1	6.8	7.2	6.7
<b>Your org</b>	9.2	5.9	7.0	6.2	5.8	7.4	8.3	9.6	6.8	7.1	6.8
<b>Responses</b>	164	165	164	158	127	164	165	163	159	171	169



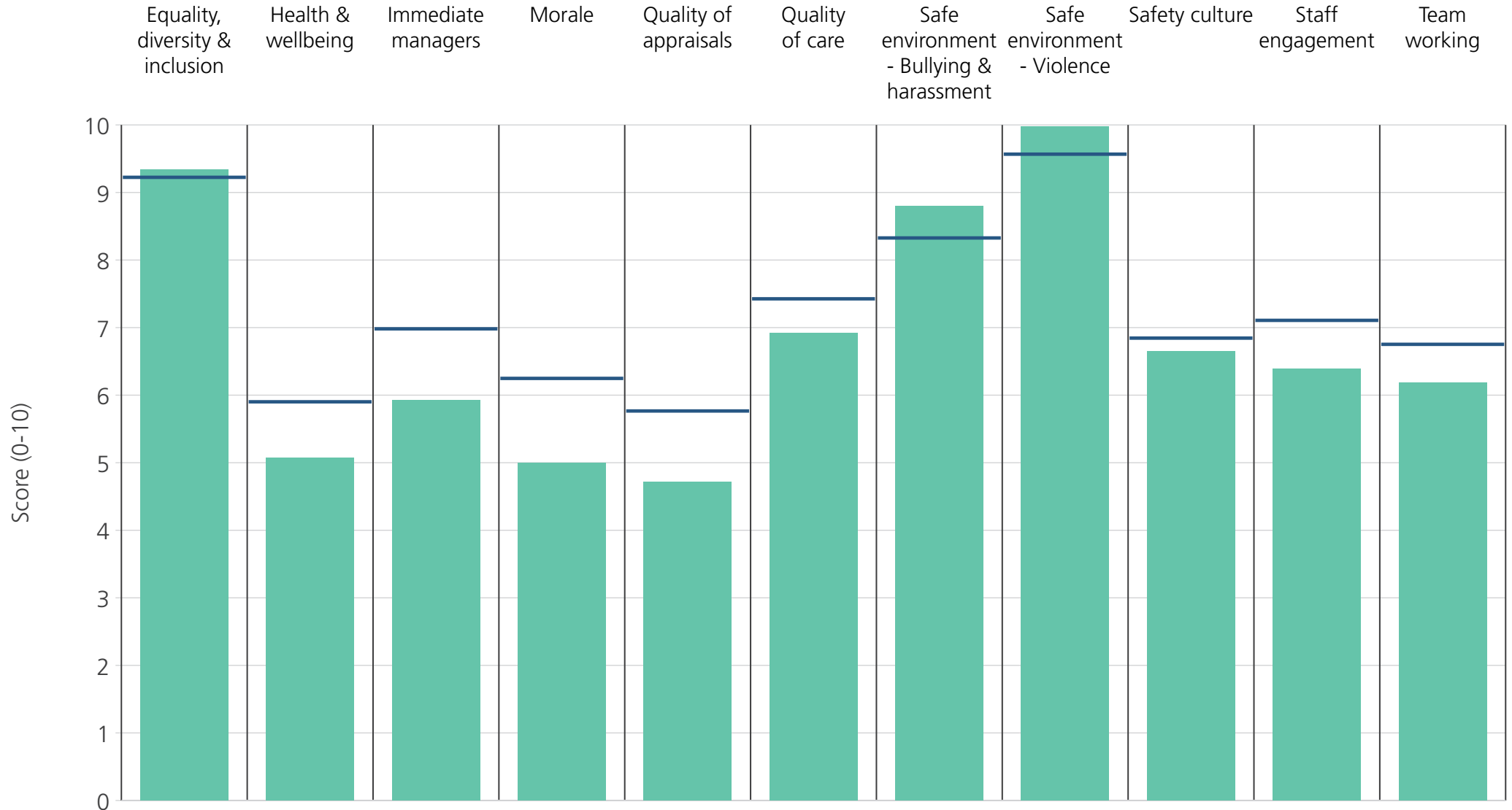
Directorate	9.4	6.3	6.8	6.6	6.6	7.9	8.8	9.7	6.9	7.2	6.2
Your org	9.2	5.9	7.0	6.2	5.8	7.4	8.3	9.6	6.8	7.1	6.8
Responses	88	83	87	85	54	76	85	82	86	90	89



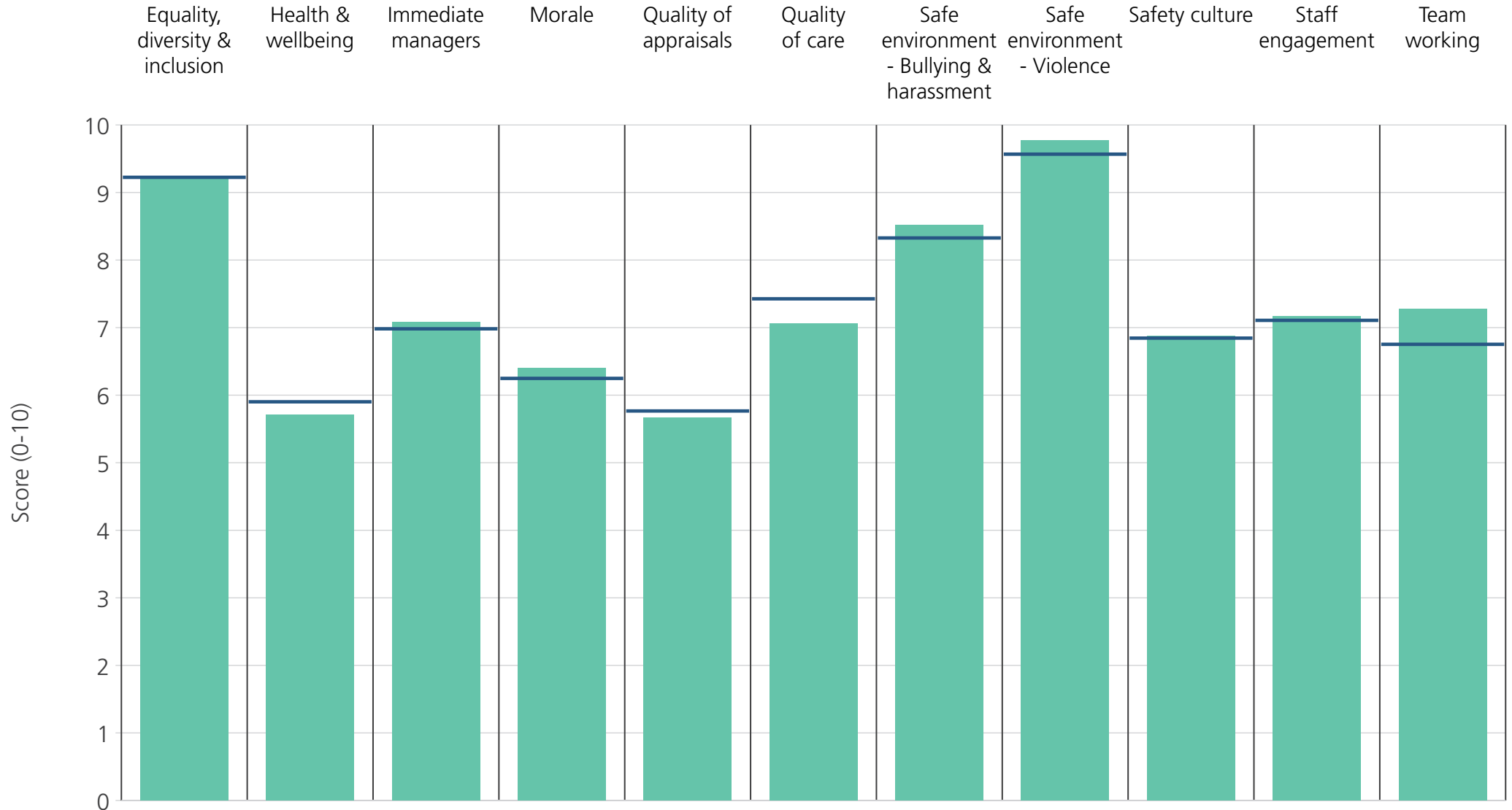
<b>Directorate</b>	8.9	5.6	6.6	6.3	6.0	7.8	7.8	9.4	7.0	7.1	6.5
<b>Your org</b>	9.2	5.9	7.0	6.2	5.8	7.4	8.3	9.6	6.8	7.1	6.8
<b>Responses</b>	164	171	172	160	135	174	165	166	164	181	179



<b>Directorate</b>	9.8	6.5	8.1	7.3	6.7	7.7	9.1	9.5	7.2	7.9	7.9
<b>Your org</b>	9.2	5.9	7.0	6.2	5.8	7.4	8.3	9.6	6.8	7.1	6.8
<b>Responses</b>	268	271	271	262	257	269	268	269	269	275	274

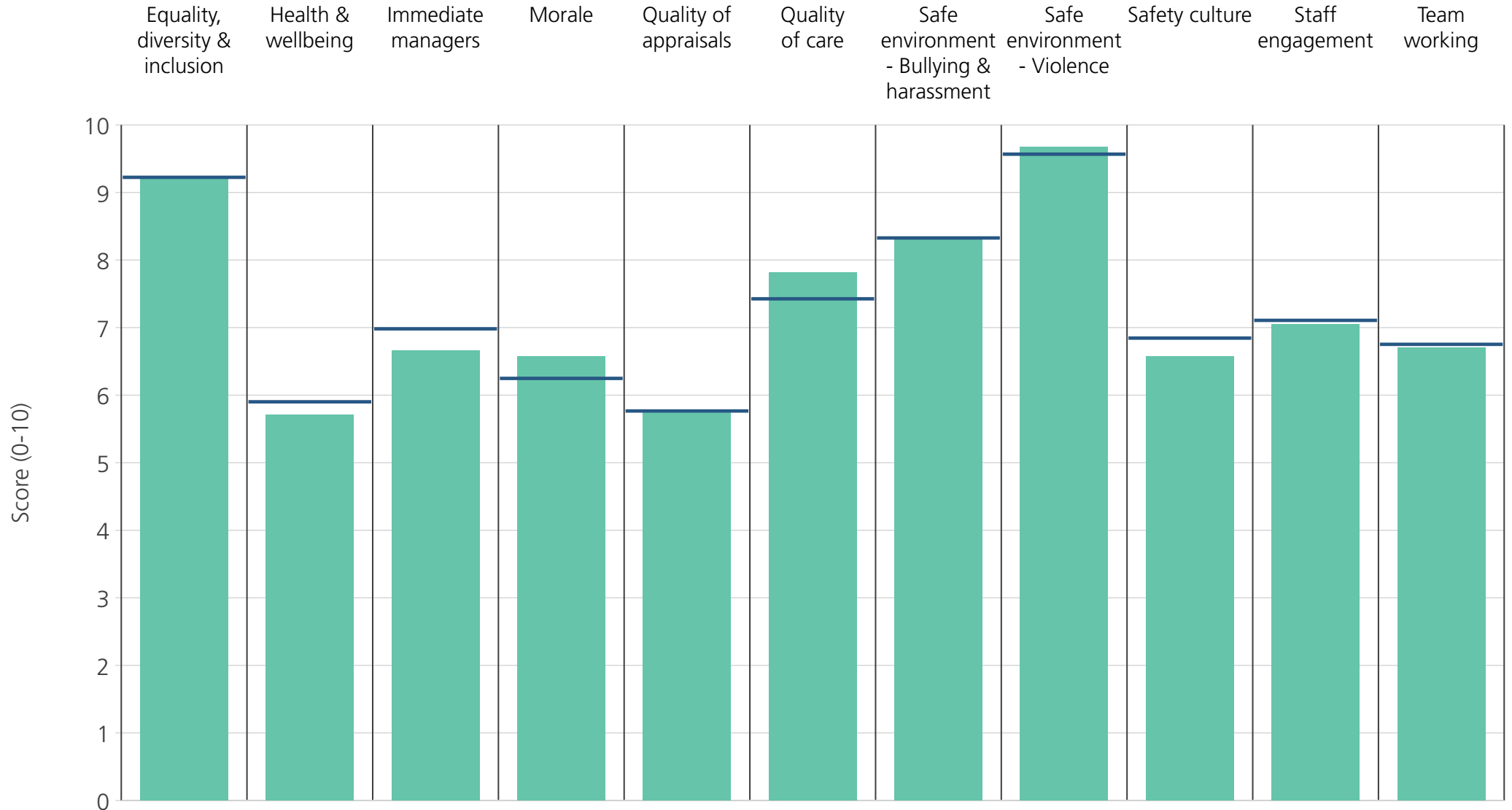


<b>Directorate</b>	9.3	5.1	5.9	5.0	4.7	6.9	8.8	10.0	6.6	6.4	6.2
<b>Your org</b>	9.2	5.9	7.0	6.2	5.8	7.4	8.3	9.6	6.8	7.1	6.8
<b>Responses</b>	141	143	143	139	117	130	141	142	141	146	145

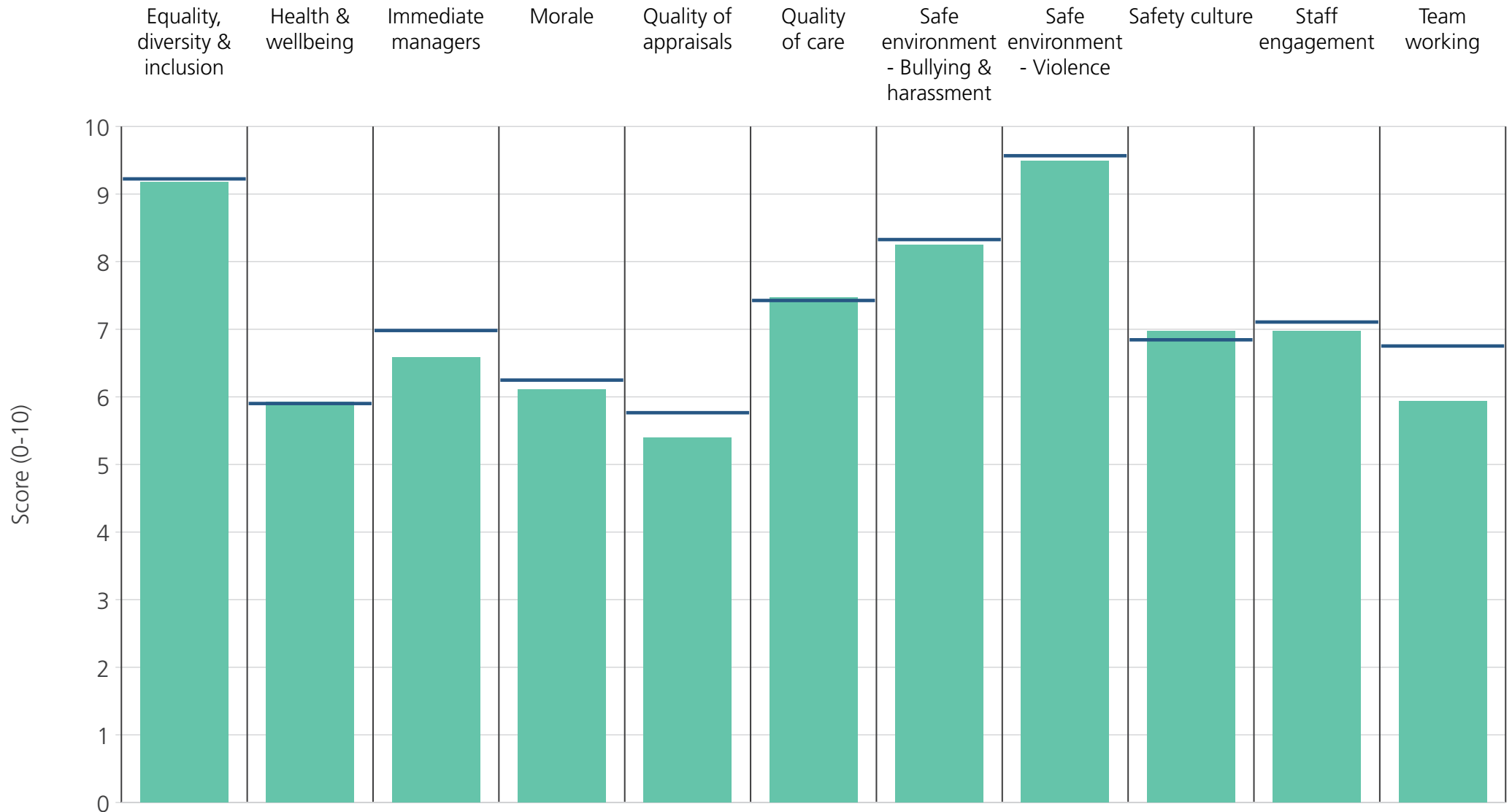


<b>Directorate</b>	9.2	5.7	7.1	6.4	5.7	7.1	8.5	9.8	6.9	7.2	7.3
<b>Your org</b>	9.2	5.9	7.0	6.2	5.8	7.4	8.3	9.6	6.8	7.1	6.8
<b>Responses</b>	190	194	194	188	181	191	191	193	193	197	192

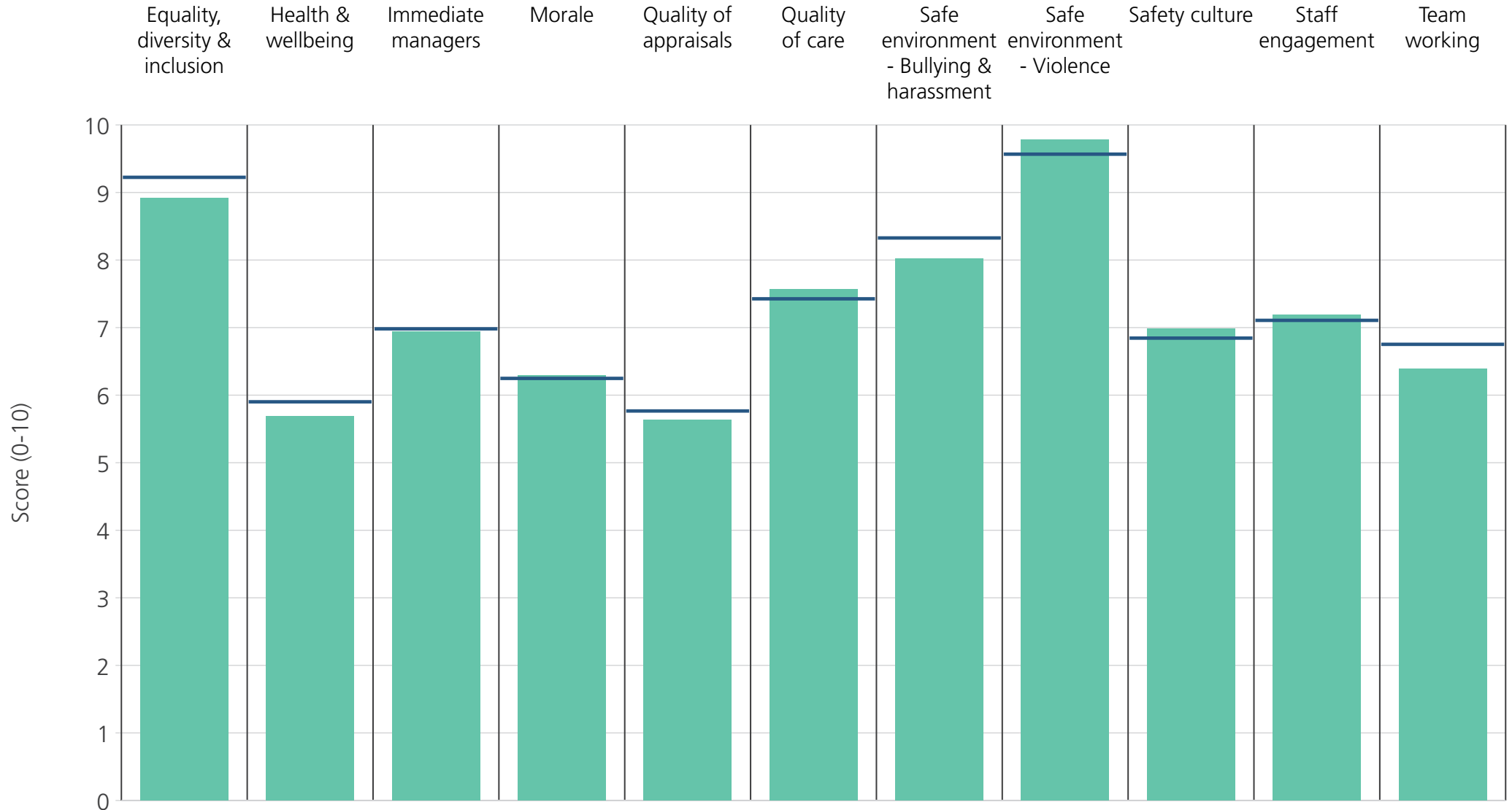




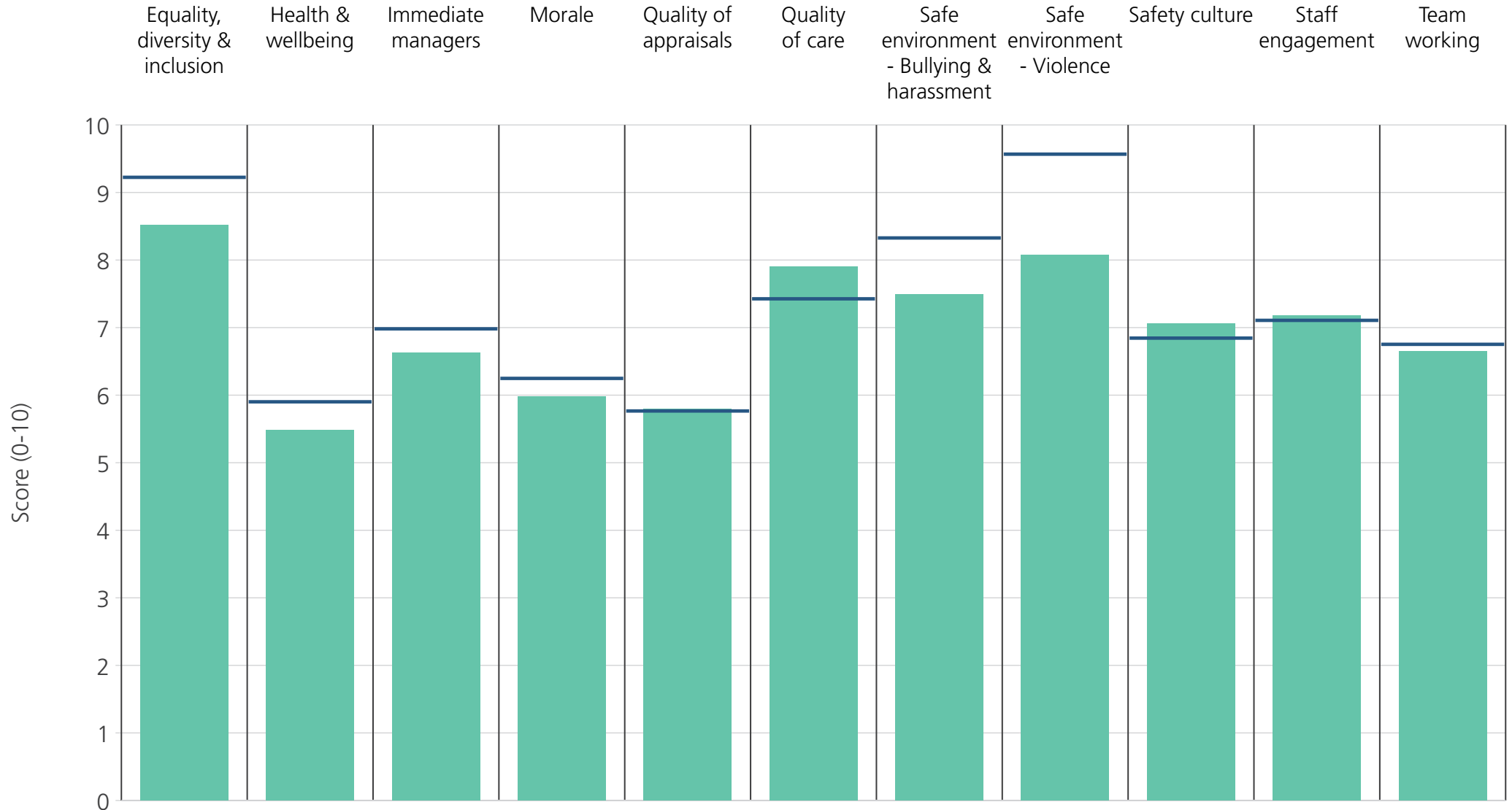
<b>Directorate</b>	9.2	5.7	6.7	6.6	5.7	7.8	8.3	9.7	6.6	7.0	6.7
<b>Your org</b>	9.2	5.9	7.0	6.2	5.8	7.4	8.3	9.6	6.8	7.1	6.8
<b>Responses</b>	103	104	105	100	79	99	103	102	100	108	107



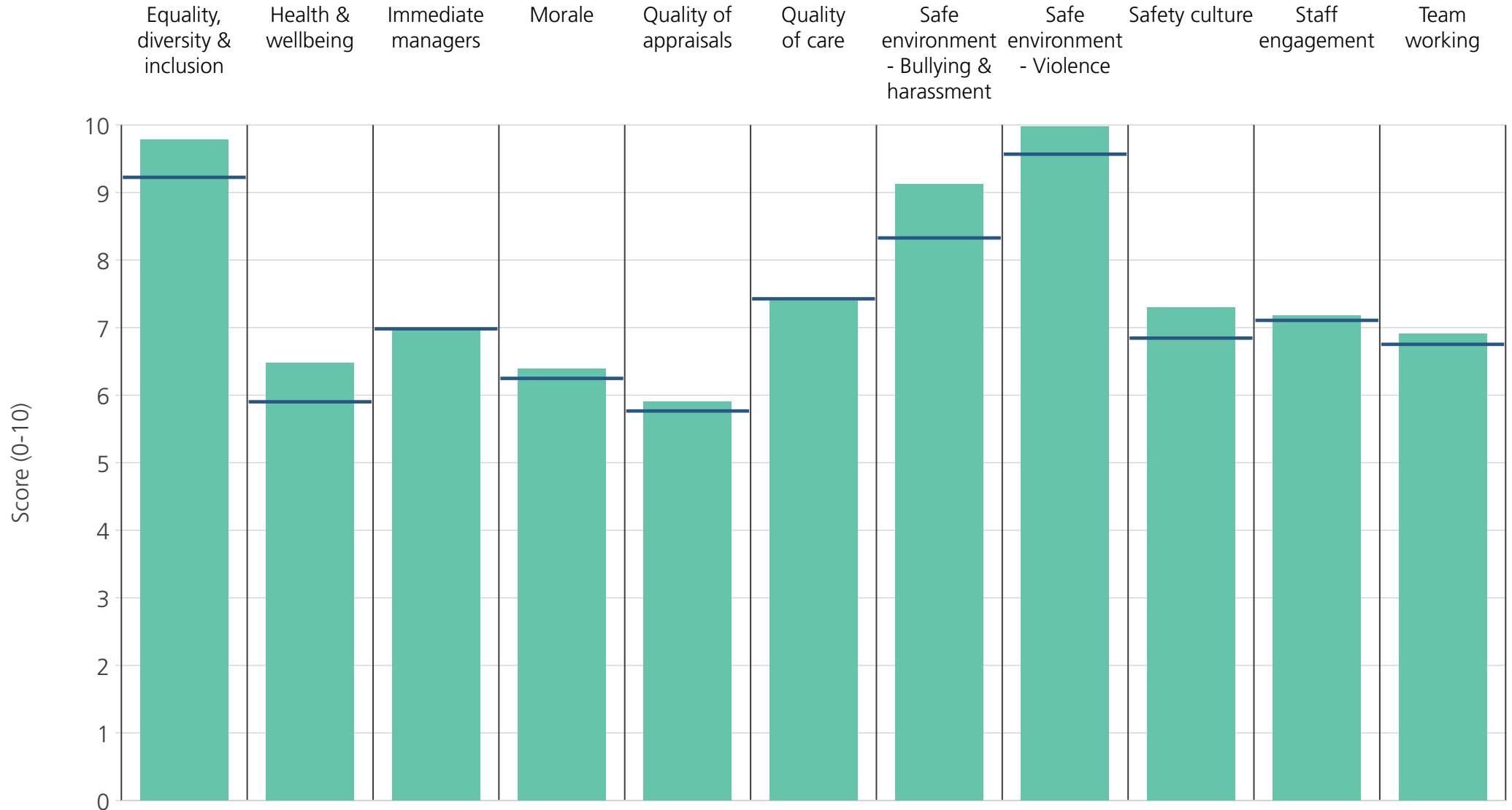
<b>Directorate</b>	9.2	5.9	6.6	6.1	5.4	7.5	8.2	9.5	7.0	7.0	5.9
<b>Your org</b>	9.2	5.9	7.0	6.2	5.8	7.4	8.3	9.6	6.8	7.1	6.8
<b>Responses</b>	133	135	135	129	97	128	132	132	130	137	135



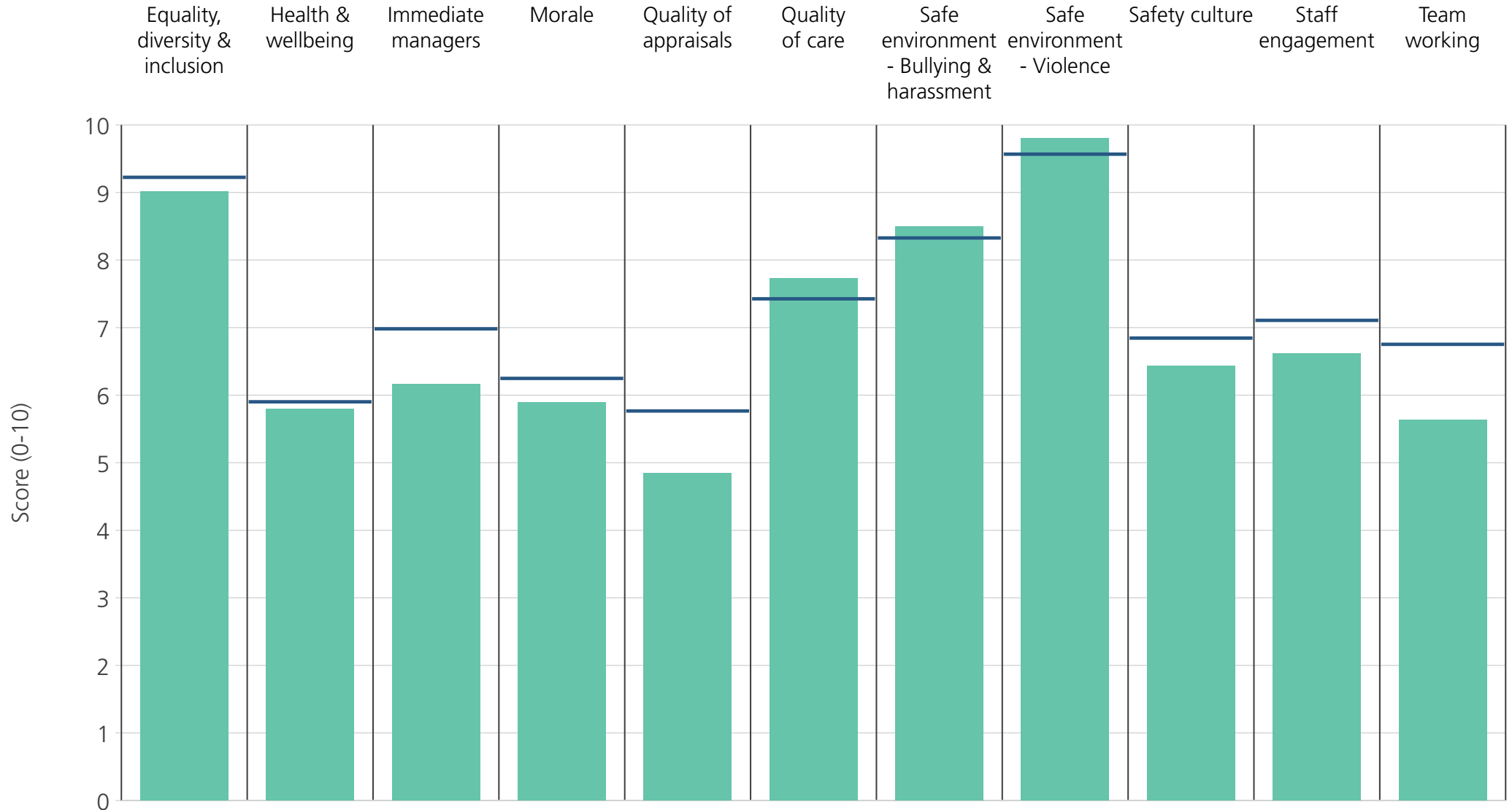
<b>Directorate</b>	8.9	5.7	6.9	6.3	5.6	7.6	8.0	9.8	7.0	7.2	6.4
<b>Your org</b>	9.2	5.9	7.0	6.2	5.8	7.4	8.3	9.6	6.8	7.1	6.8
<b>Responses</b>	121	124	126	116	77	123	121	121	120	127	125



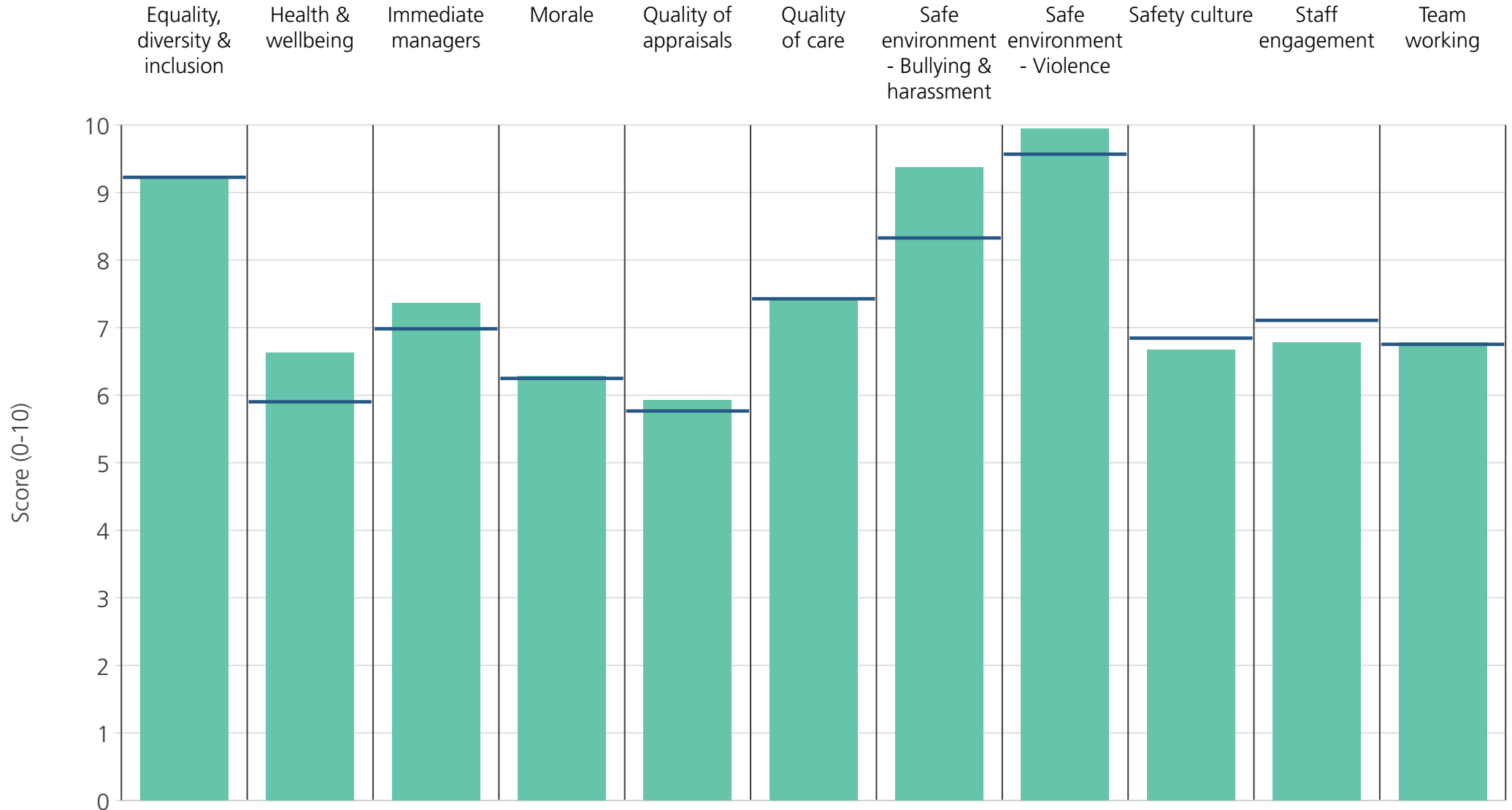
<b>Directorate</b>	8.5	5.5	6.6	6.0	5.8	7.9	7.5	8.1	7.1	7.2	6.7
<b>Your org</b>	9.2	5.9	7.0	6.2	5.8	7.4	8.3	9.6	6.8	7.1	6.8
<b>Responses</b>	97	97	96	92	72	96	97	97	93	105	103



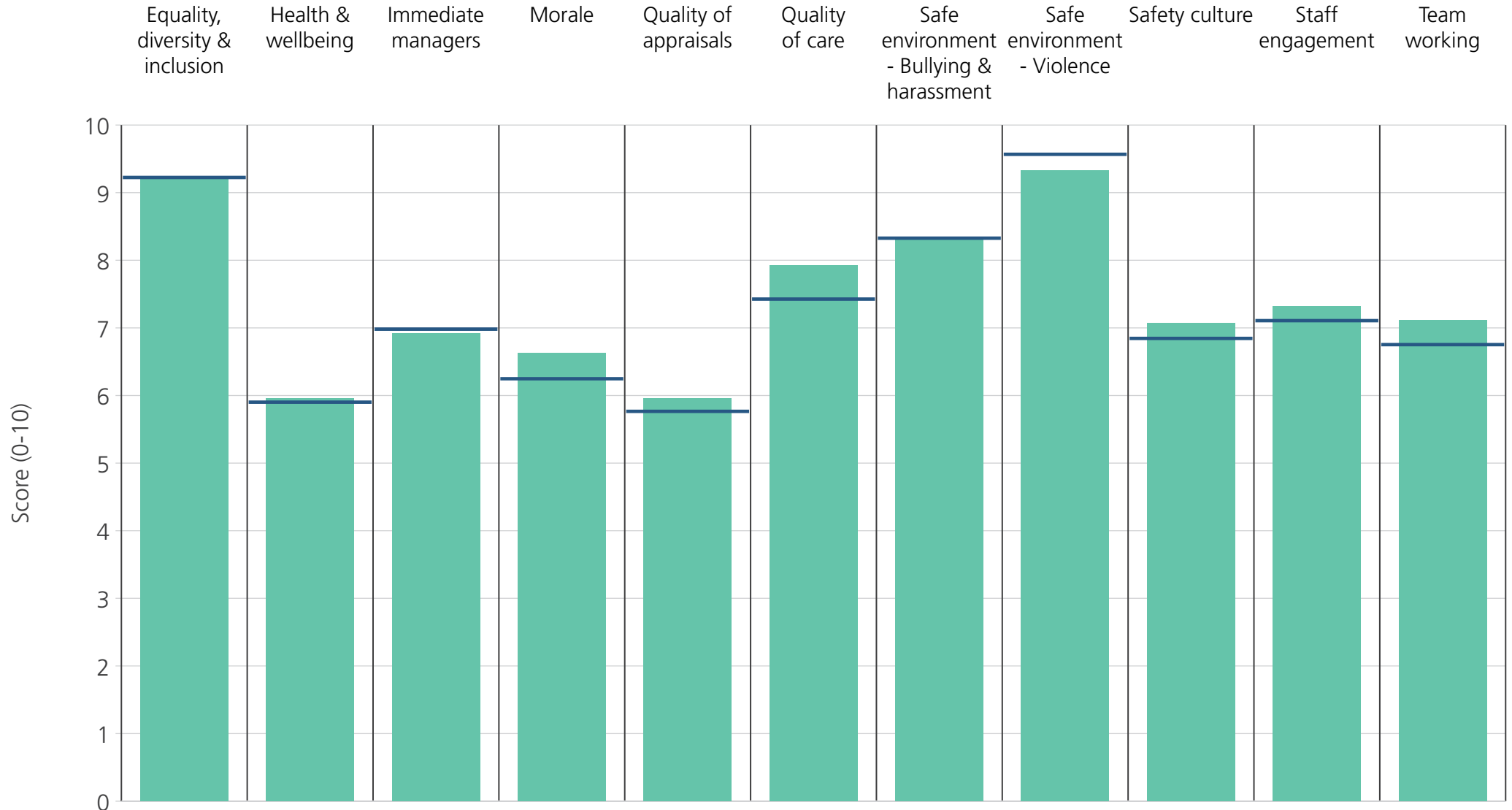
<b>Directorate</b>	9.8	6.5	7.0	6.4	5.9	7.4	9.1	10.0	7.3	7.2	6.9
<b>Your org</b>	9.2	5.9	7.0	6.2	5.8	7.4	8.3	9.6	6.8	7.1	6.8
<b>Responses</b>	127	128	128	127	92	118	127	128	128	129	129



<b>Directorate</b>	9.0	5.8	6.2	5.9	4.8	7.7	8.5	9.8	6.4	6.6	5.6
<b>Your org</b>	9.2	5.9	7.0	6.2	5.8	7.4	8.3	9.6	6.8	7.1	6.8
<b>Responses</b>	105	109	109	100	75	104	104	104	102	117	114

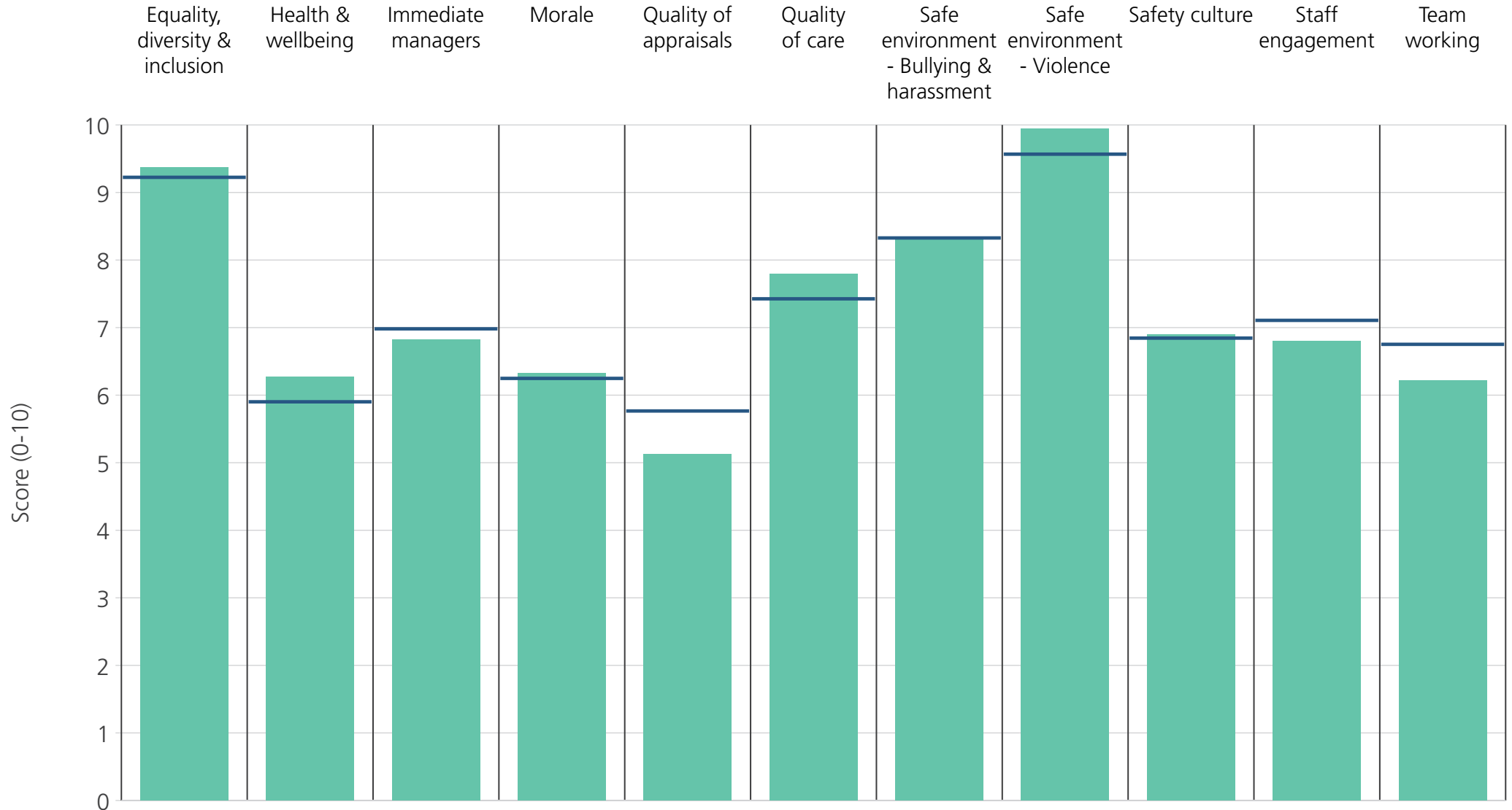


<b>Directorate</b>	9.2	6.6	7.4	6.3	5.9	7.4	9.4	9.9	6.7	6.8	6.8
<b>Your org</b>	9.2	5.9	7.0	6.2	5.8	7.4	8.3	9.6	6.8	7.1	6.8
<b>Responses</b>	111	111	111	108	84	48	111	111	110	113	113

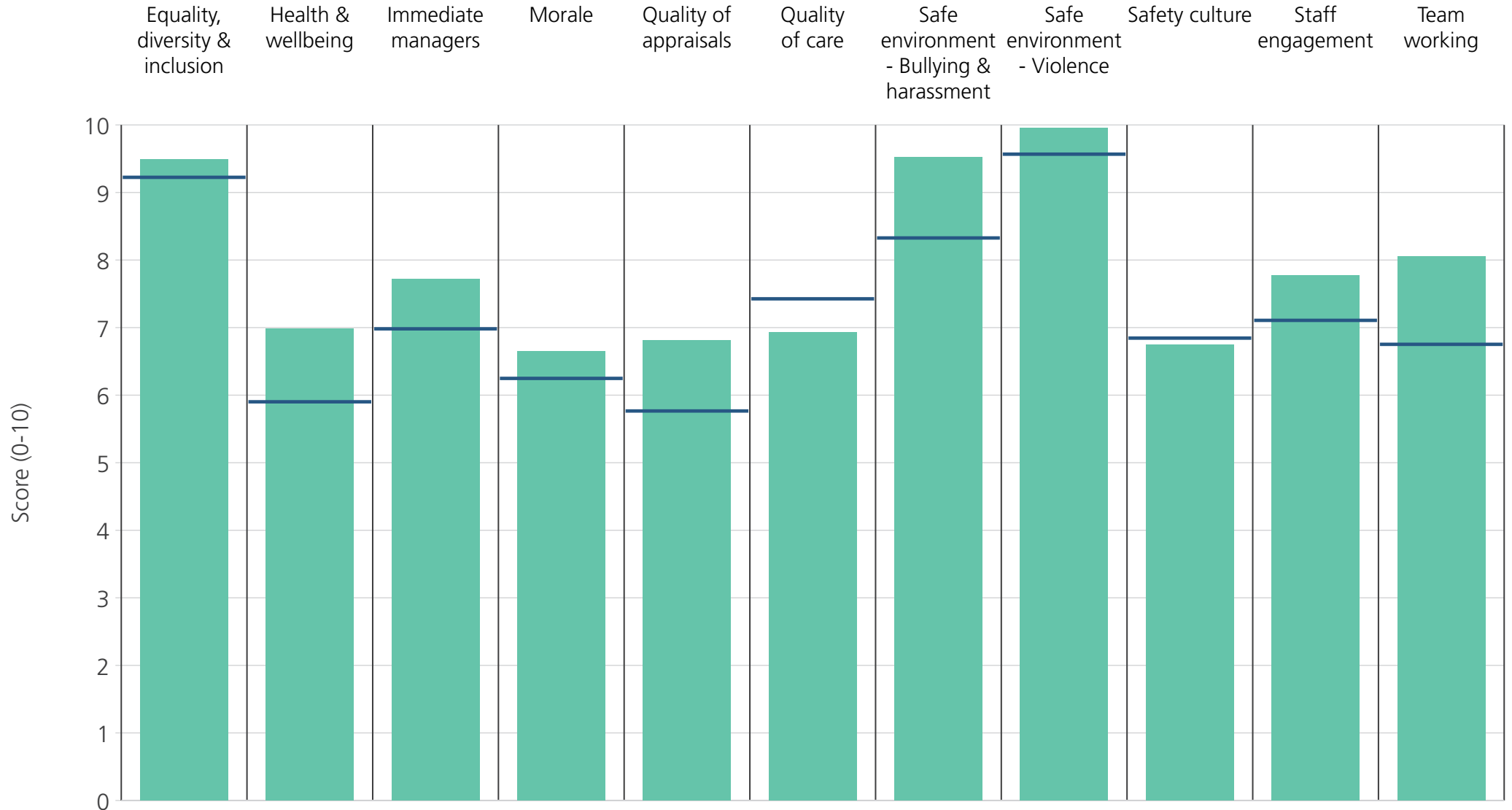


<b>Directorate</b>	9.2	6.0	6.9	6.6	6.0	7.9	8.3	9.3	7.1	7.3	7.1
<b>Your org</b>	9.2	5.9	7.0	6.2	5.8	7.4	8.3	9.6	6.8	7.1	6.8
<b>Responses</b>	79	81	82	76	63	83	77	79	78	84	84

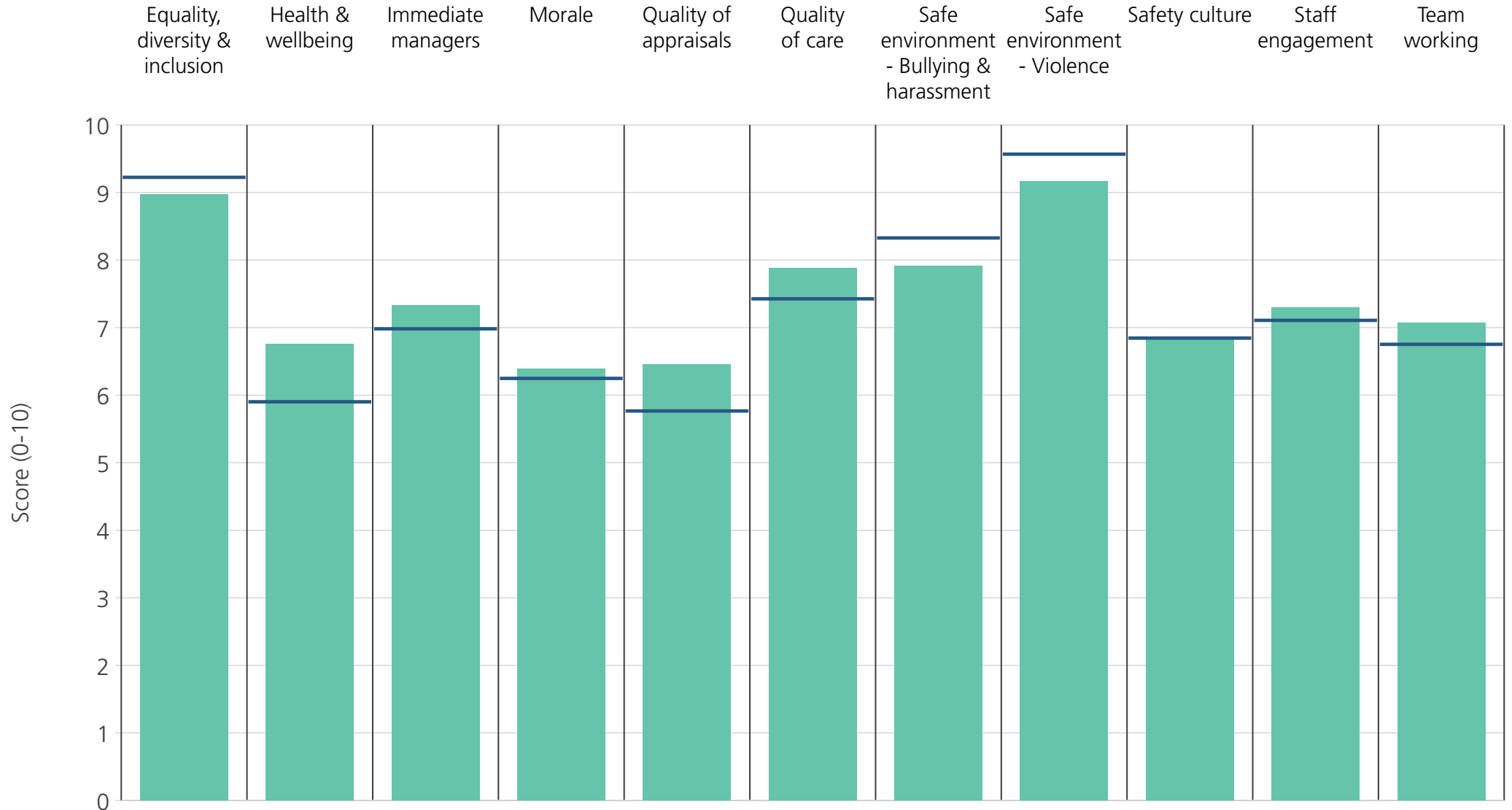




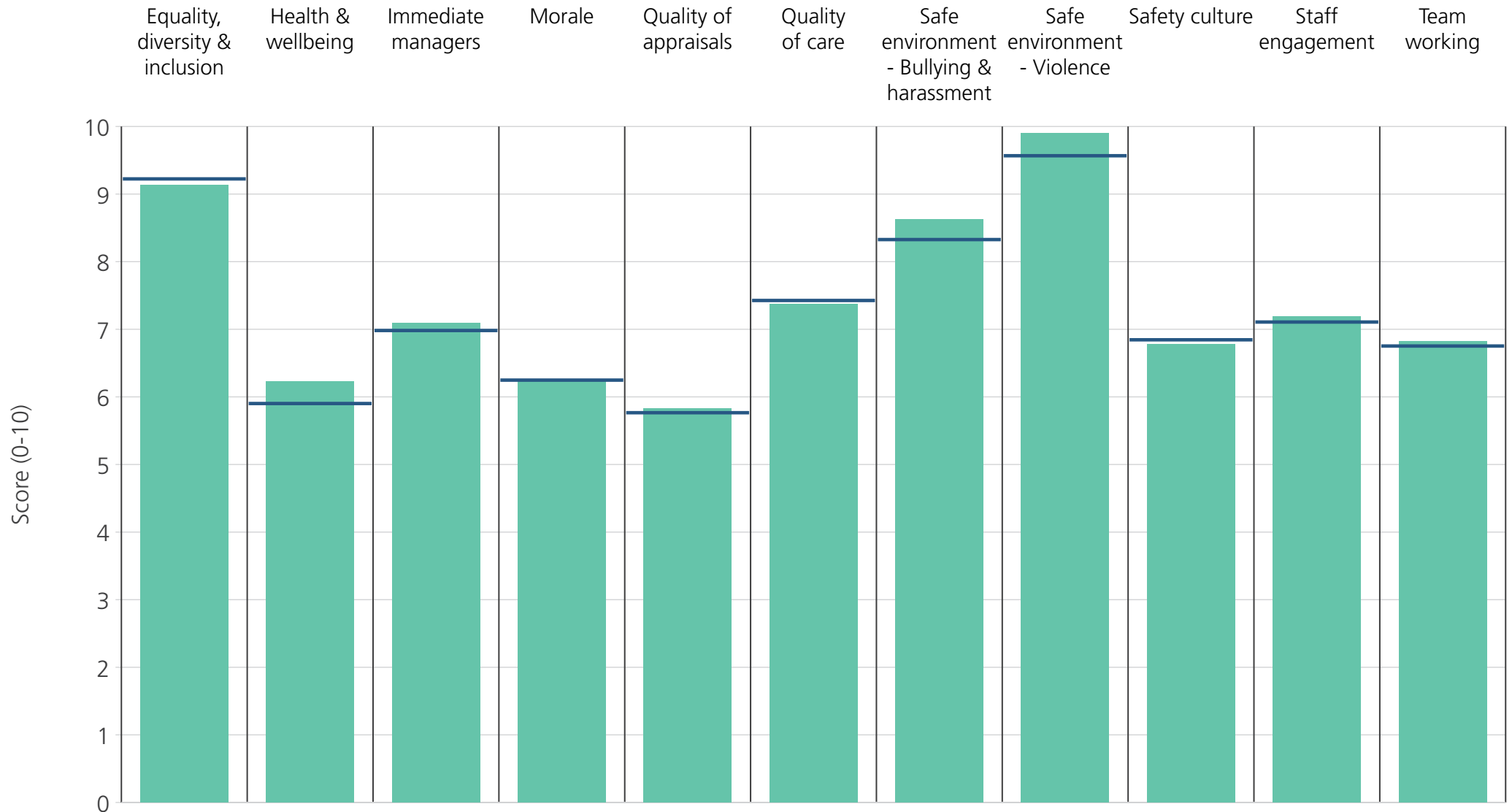
Directorate	9.4	6.3	6.8	6.3	5.1	7.8	8.3	9.9	6.9	6.8	6.2
Your org	9.2	5.9	7.0	6.2	5.8	7.4	8.3	9.6	6.8	7.1	6.8
Responses	64	65	65	58	51	60	64	64	62	66	66



<b>Directorate</b>	9.5	7.0	7.7	6.6	6.8	6.9	9.5	10.0	6.7	7.8	8.1
<b>Your org</b>	9.2	5.9	7.0	6.2	5.8	7.4	8.3	9.6	6.8	7.1	6.8
<b>Responses</b>	77	78	77	77	70	35	77	78	77	79	77



<b>Directorate</b>	9.0	6.8	7.3	6.4	6.5	7.9	7.9	9.2	6.8	7.3	7.1
<b>Your org</b>	9.2	5.9	7.0	6.2	5.8	7.4	8.3	9.6	6.8	7.1	6.8
<b>Responses</b>	50	54	54	47	37	53	48	48	49	54	55



<b>Directorate</b>	9.1	6.2	7.1	6.3	5.8	7.4	8.6	9.9	6.8	7.2	6.8
<b>Your org</b>	9.2	5.9	7.0	6.2	5.8	7.4	8.3	9.6	6.8	7.1	6.8
<b>Responses</b>	701	705	709	691	505	460	699	701	700	720	716