

Northamptonshire Healthcare NHS Foundation Trust

2019 NHS Staff Survey

Directorate Report

Contents

Introduction	3
Themes – Directorates 1	4
270 12 Operations	5
270 12 Corporate Support	6
Themes – Directorates 2	7
270 L3 Adult and Children's Services	8
270 L3 Adult Mental Health, Learning Disability & Specialty Services	9
270 L3 Corporate Support	10

This directorate report for Northamptonshire Healthcare NHS Foundation Trust contains results by directorate for themes from the 2019 NHS Staff Survey. These results are compared to the unweighted average for your organisation.

Please note: It is possible that there are differences between the 'Your org' scores reported in this directorate report and those in the benchmark report. This is because the results in the benchmark report are weighted to allow for fair comparisons between organisations of a similar type. However, in this report comparisons are made within your organisation so the unweighted organisation result is a more appropriate point of comparison.

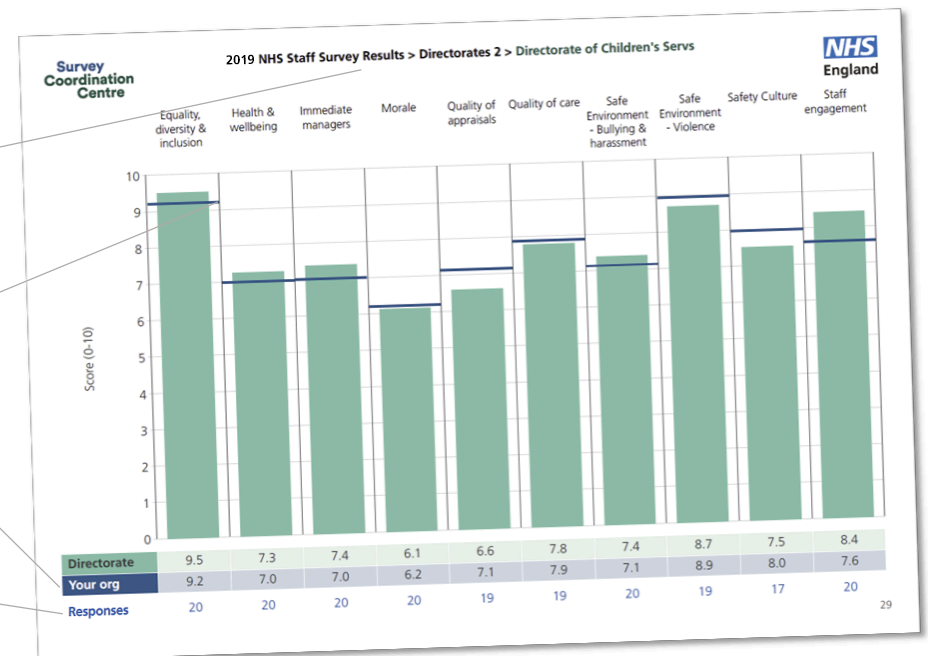
The directorate breakdowns used in this report were provided and defined by Northamptonshire Healthcare NHS Foundation Trust. Details of how the theme scores were calculated are included in the Technical Document, available to download from our [results website](#).

Key features

Breakdown type and **directorate name** are specified in the header. Black text in the header is hyperlinked: clicking on '2019 NHS Staff Survey Results' navigates back to the contents page.

Directorate results are presented in the context of the (unweighted) **organisation average ('Your org')**, so it is easy to tell if a directorate is performing better or worse than the organisation average. For all themes, a higher score is a better result than a lower score.

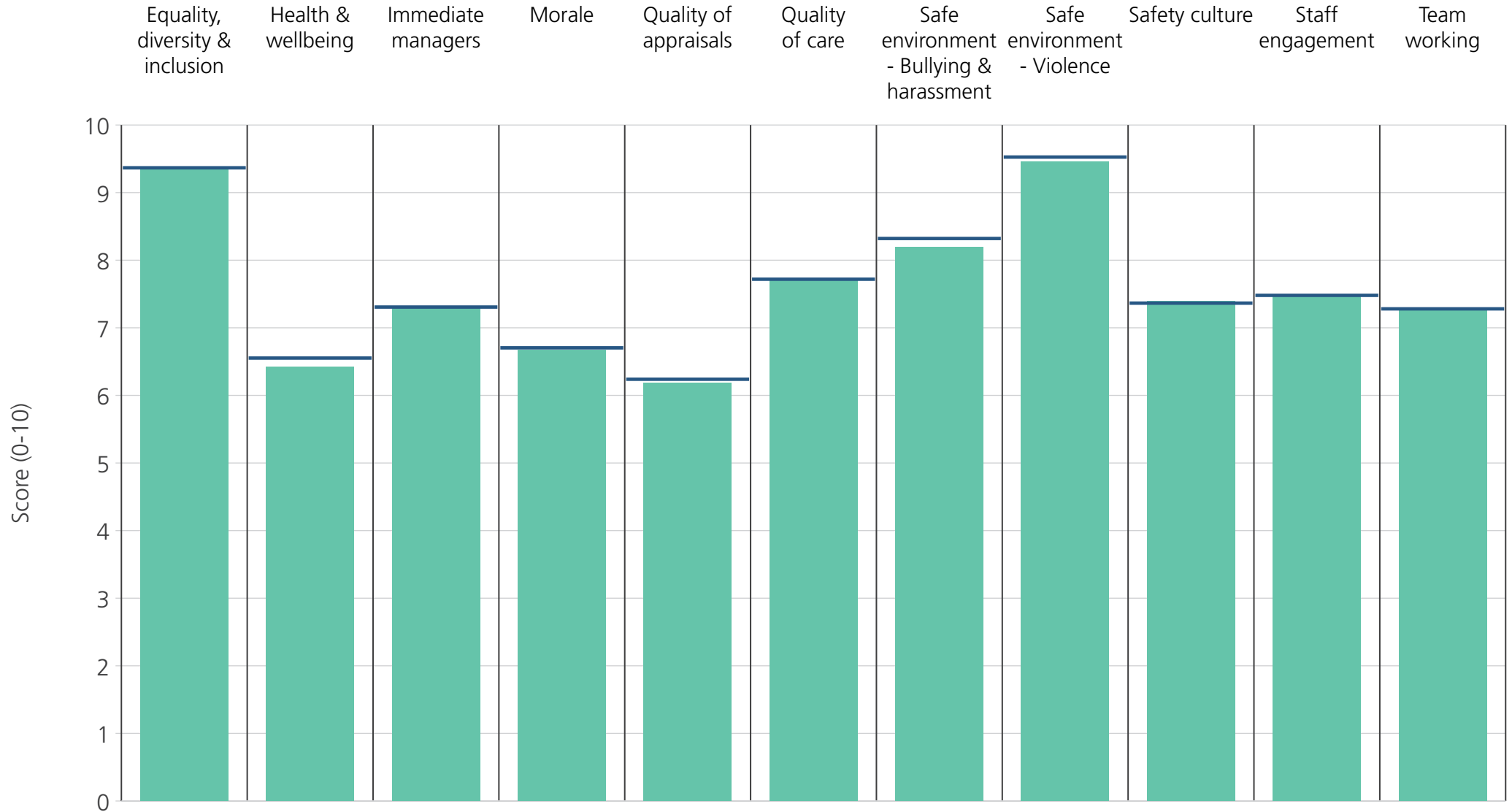
The **number of responses** feeding into each theme score **for the given directorate** is specified below the table containing the directorate and trust scores.



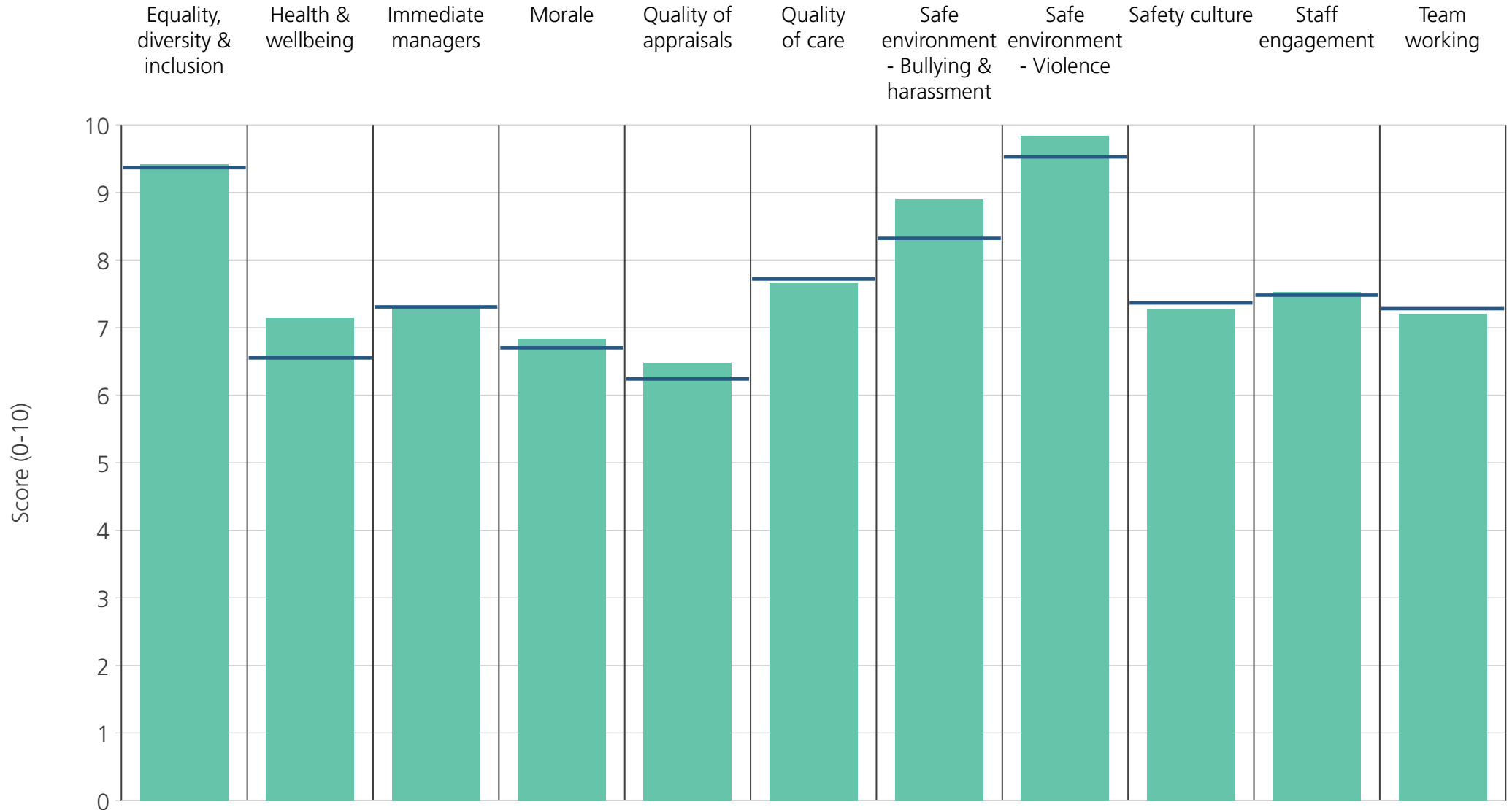
! Note: when there are less than 11 responses in a group, results are suppressed to protect staff confidentiality

Directorates 1

Northamptonshire Healthcare NHS Foundation Trust
2019 NHS Staff Survey Results



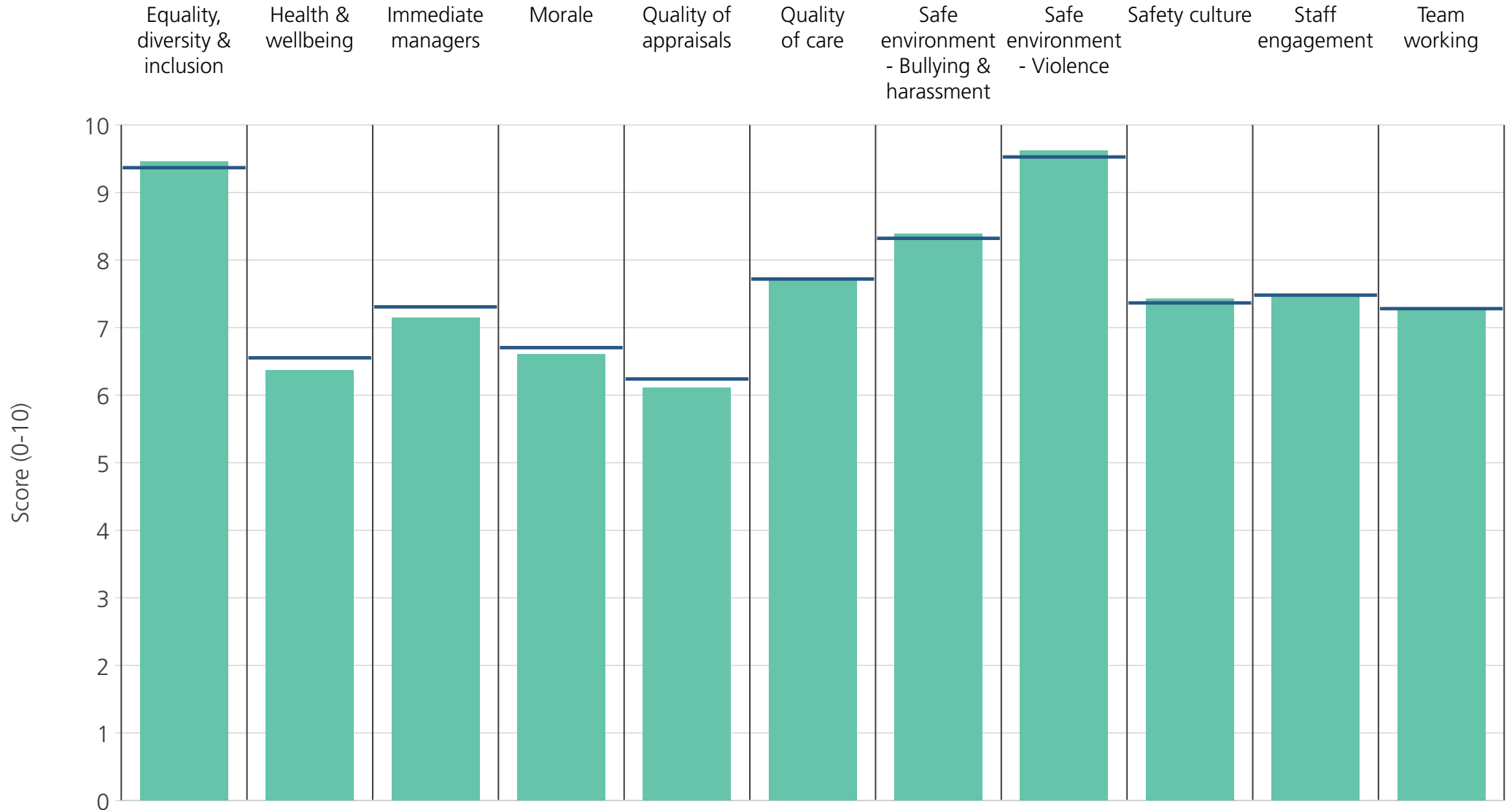
Directorate	9.4	6.4	7.3	6.7	6.2	7.7	8.2	9.5	7.4	7.5	7.3
Your org	9.4	6.6	7.3	6.7	6.2	7.7	8.3	9.5	7.4	7.5	7.3
Responses	1695	1723	1725	1672	1571	1628	1693	1697	1693	1738	1710



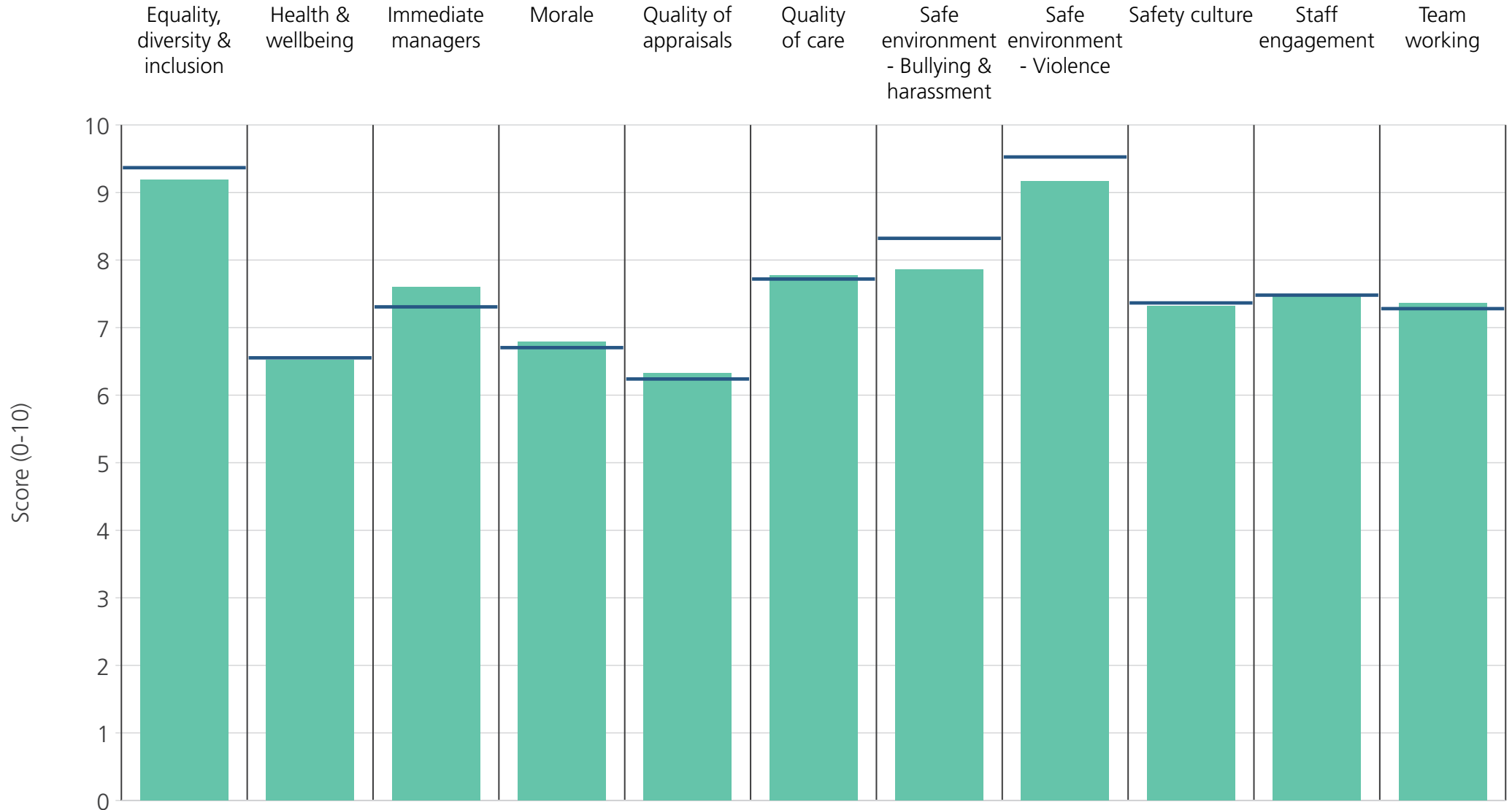
Directorate	9.4	7.1	7.3	6.8	6.5	7.7	8.9	9.8	7.3	7.5	7.2
Your org	9.4	6.6	7.3	6.7	6.2	7.7	8.3	9.5	7.4	7.5	7.3
Responses	393	393	394	383	348	204	389	391	385	395	385

Directorates 2

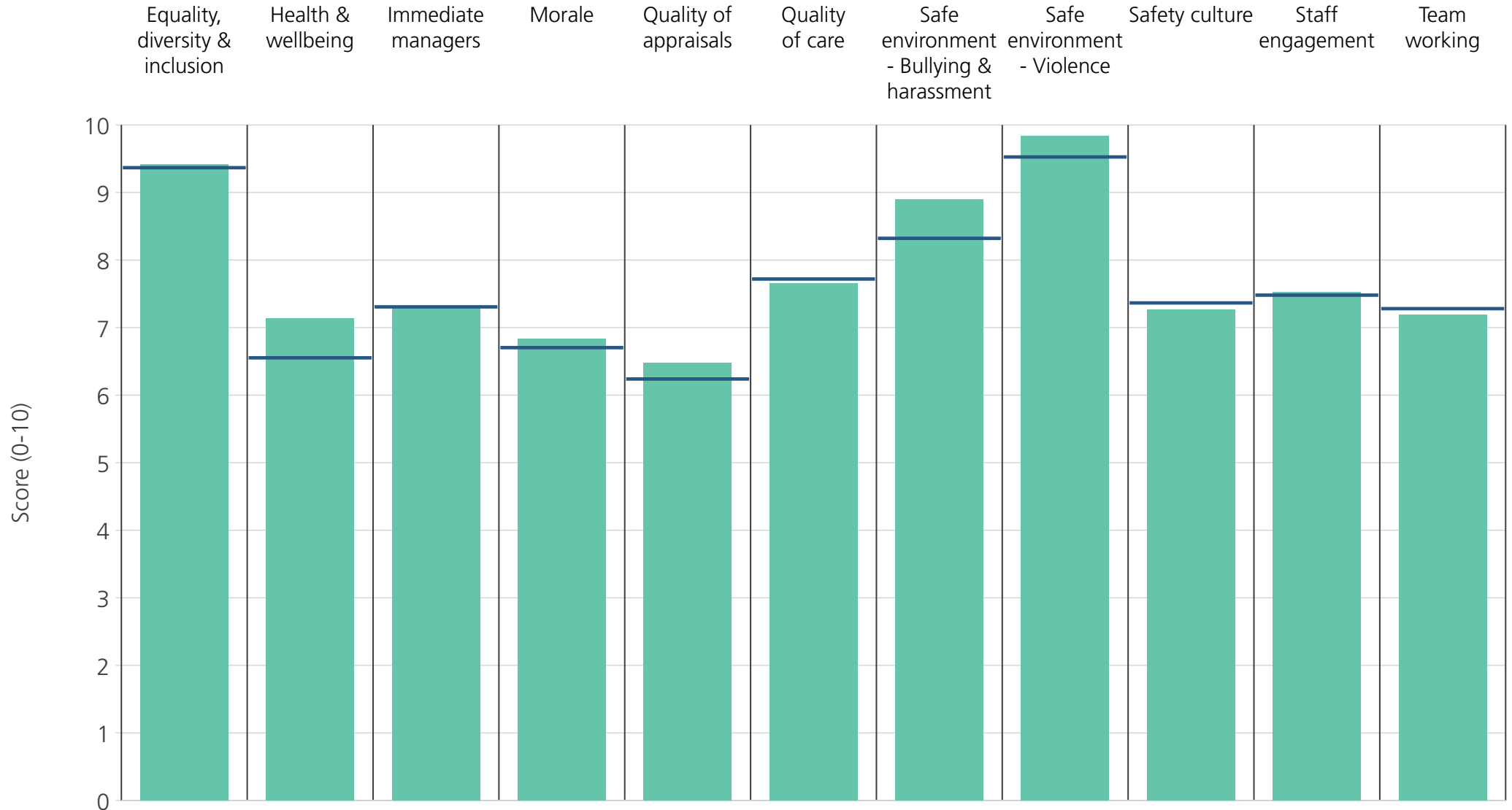
Northamptonshire Healthcare NHS Foundation Trust
2019 NHS Staff Survey Results



Directorate	9.5	6.4	7.1	6.6	6.1	7.7	8.4	9.6	7.4	7.5	7.3
Your org	9.4	6.6	7.3	6.7	6.2	7.7	8.3	9.5	7.4	7.5	7.3
Responses	1072	1092	1094	1057	999	1032	1071	1074	1071	1103	1087



Directorate	9.2	6.5	7.6	6.8	6.3	7.8	7.9	9.2	7.3	7.5	7.4
Your org	9.4	6.6	7.3	6.7	6.2	7.7	8.3	9.5	7.4	7.5	7.3
Responses	624	632	632	616	573	597	623	624	623	636	624



Directorate	9.4	7.1	7.3	6.8	6.5	7.7	8.9	9.8	7.3	7.5	7.2
Your org	9.4	6.6	7.3	6.7	6.2	7.7	8.3	9.5	7.4	7.5	7.3
Responses	392	392	393	382	347	203	388	390	384	394	384