

# The Royal Liverpool and Broadgreen University Hospitals NHS Trust

2019 NHS Staff Survey

**Directorate Report**

**Contents**

Introduction . . . . .	3
Themes – Directorates 1 . . . . .	4
Nursing and Midwifery Registered . . . . .	5
Administrative and Clerical . . . . .	6
Additional Clinical Services . . . . .	7
Medical and Dental . . . . .	8
Add Prof Scientific and Technic . . . . .	9
Allied Health Professionals . . . . .	10
Healthcare Scientists . . . . .	11
Estates and Ancillary . . . . .	12
Themes – Directorates 2 . . . . .	13
Scheduled Care . . . . .	14
Unscheduled Care . . . . .	15
Clinical Support Services . . . . .	16
Liverpool Clinical Labs . . . . .	17
Corporate Services . . . . .	18
Operations . . . . .	19
Hosted Services . . . . .	20
RLBH Controls . . . . .	21
Suspense . . . . .	22

This directorate report for The Royal Liverpool and Broadgreen University Hospitals NHS Trust contains results by directorate for themes from the 2019 NHS Staff Survey. These results are compared to the unweighted average for your organisation.

**Please note:** It is possible that there are differences between the 'Your org' scores reported in this directorate report and those in the benchmark report. This is because the results in the benchmark report are weighted to allow for fair comparisons between organisations of a similar type. However, in this report comparisons are made within your organisation so the unweighted organisation result is a more appropriate point of comparison.

The directorate breakdowns used in this report were provided and defined by The Royal Liverpool and Broadgreen University Hospitals NHS Trust. Details of how the theme scores were calculated are included in the Technical Document, available to download from our [results website](#).

## Key features

Breakdown type and **directorate name** are specified in the header. Black text in the header is hyperlinked: clicking on '2019 NHS Staff Survey Results' navigates back to the contents page.

Directorate results are presented in the context of the (unweighted) **organisation average ('Your org')**, so it is easy to tell if a directorate is performing better or worse than the organisation average. For all themes, a higher score is a better result than a lower score.

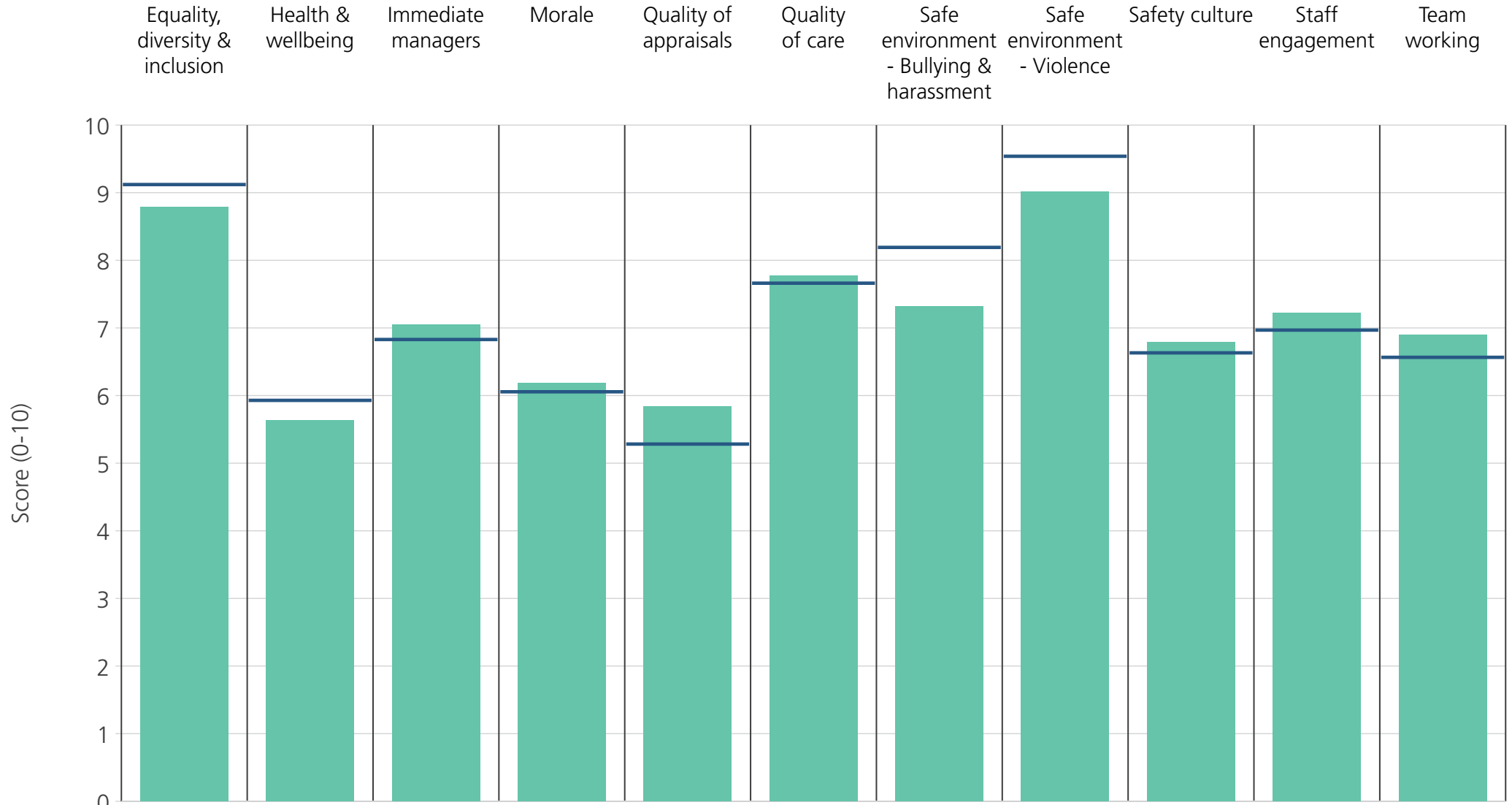
The **number of responses** feeding into each theme score **for the given directorate** is specified below the table containing the directorate and trust scores.



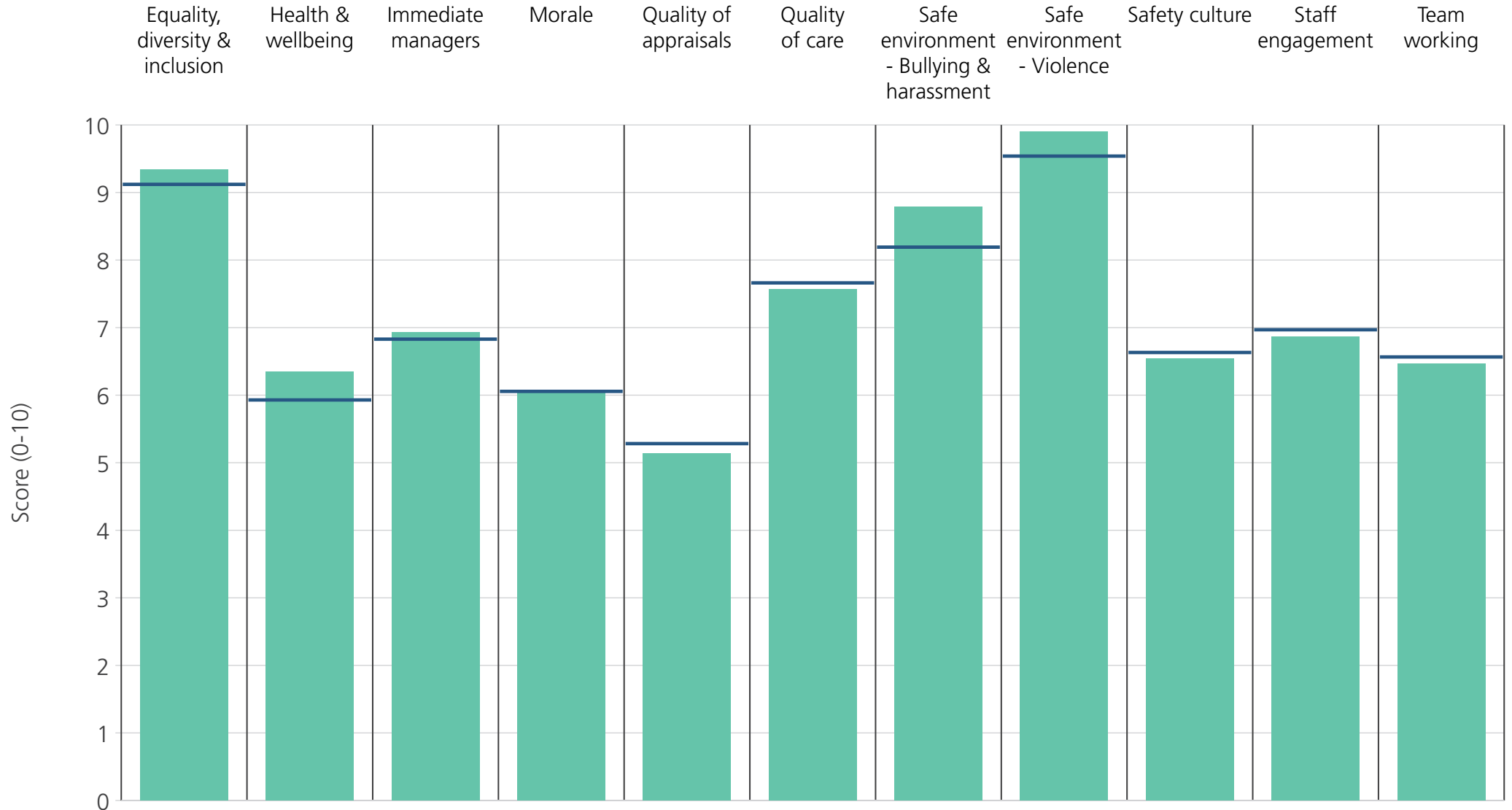
**! Note:** when there are less than 11 responses in a group, results are suppressed to protect staff confidentiality

# Directorates 1

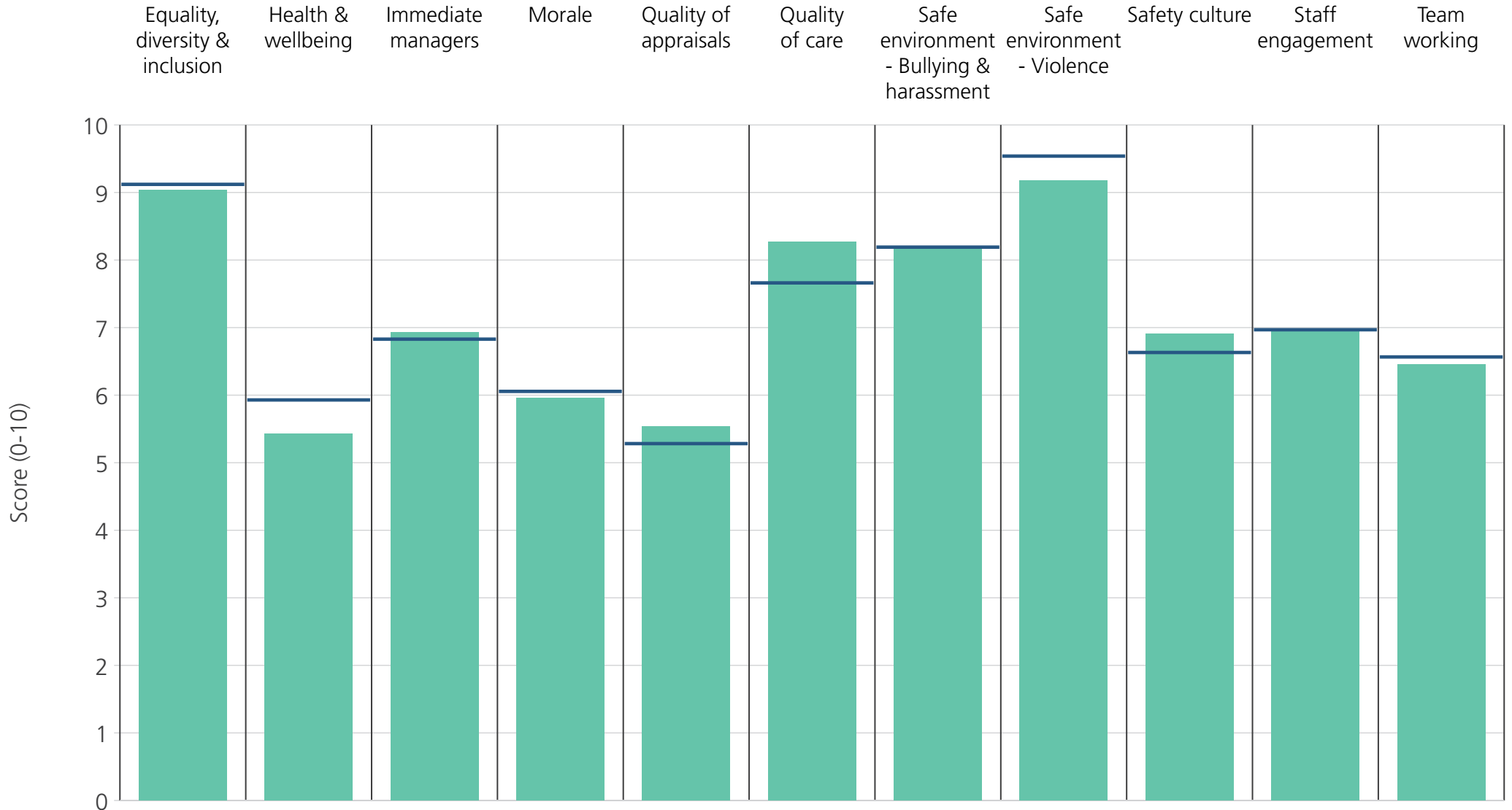
The Royal Liverpool and Broadgreen University Hospitals NHS Trust  
2019 NHS Staff Survey Results



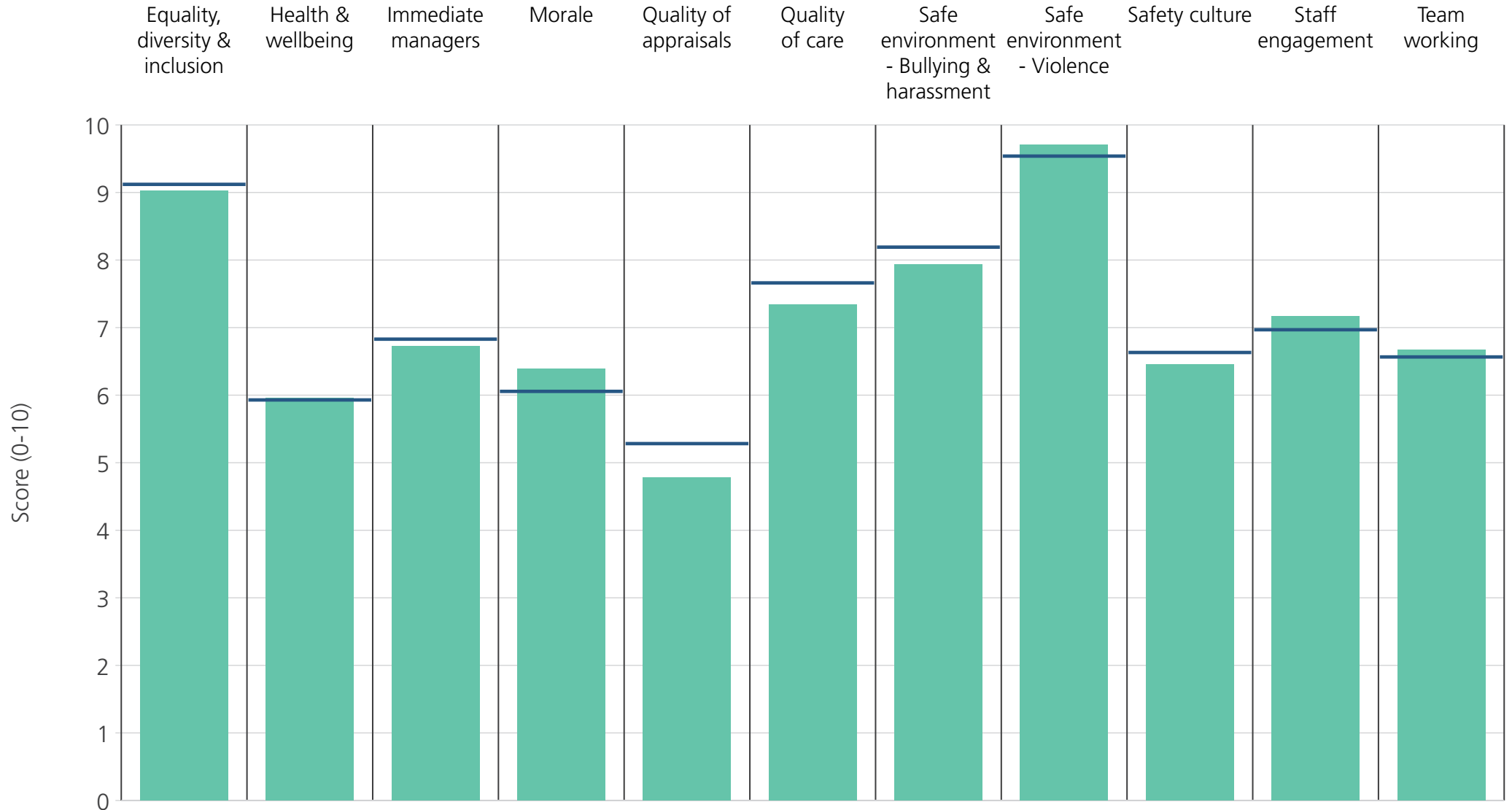
<b>Directorate</b>	8.8	5.6	7.0	6.2	5.8	7.8	7.3	9.0	6.8	7.2	6.9
<b>Your org</b>	9.1	5.9	6.8	6.1	5.3	7.7	8.2	9.5	6.6	7.0	6.6
<b>Responses</b>	750	756	756	736	603	750	747	745	747	763	749



<b>Directorate</b>	9.3	6.3	6.9	6.0	5.1	7.6	8.8	9.9	6.5	6.9	6.5
<b>Your org</b>	9.1	5.9	6.8	6.1	5.3	7.7	8.2	9.5	6.6	7.0	6.6
<b>Responses</b>	1034	1050	1052	1034	915	753	1044	1045	1043	1061	1048

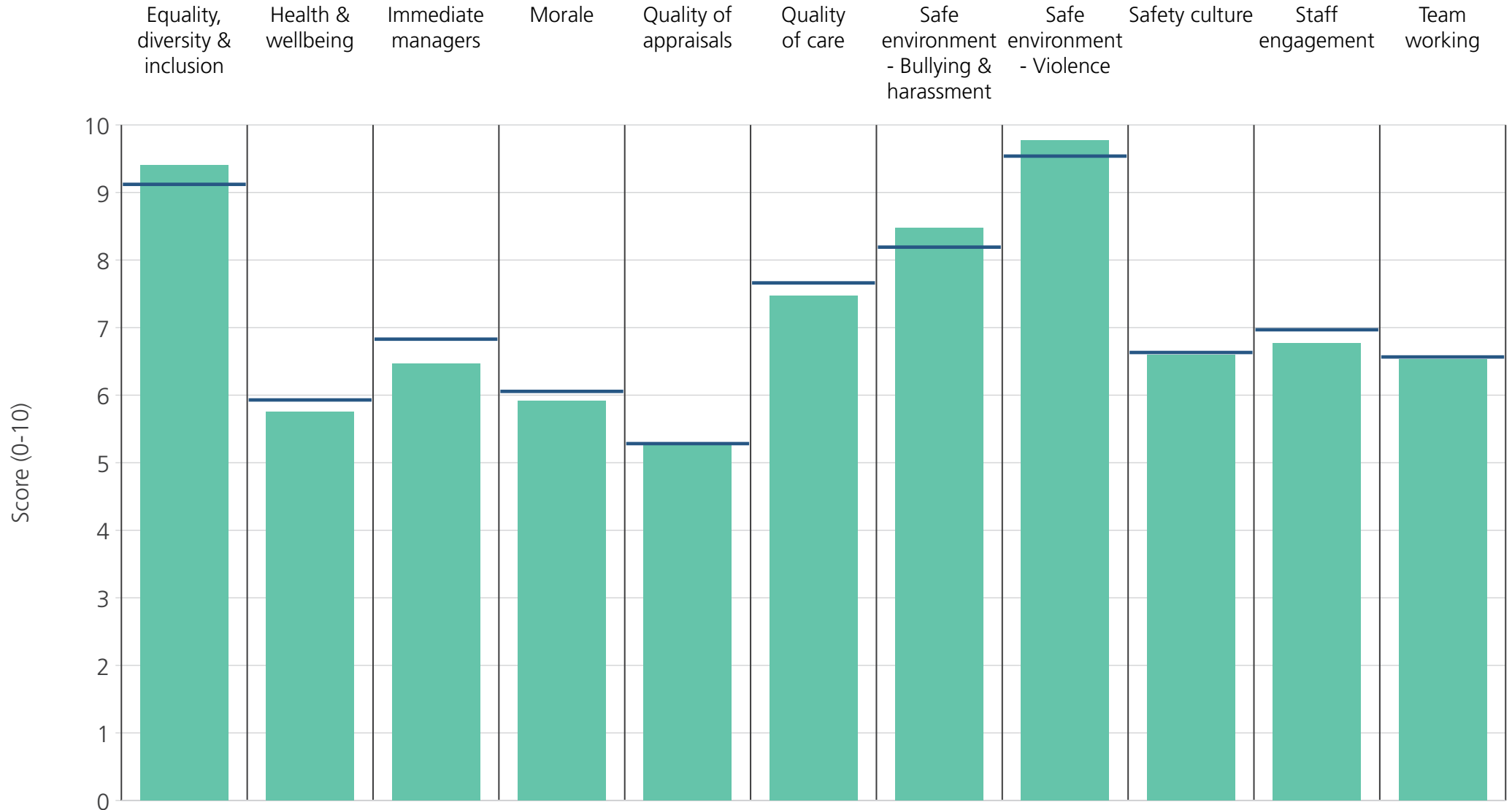


<b>Directorate</b>	9.0	5.4	6.9	6.0	5.5	8.3	8.2	9.2	6.9	7.0	6.5
<b>Your org</b>	9.1	5.9	6.8	6.1	5.3	7.7	8.2	9.5	6.6	7.0	6.6
<b>Responses</b>	386	393	392	374	332	389	383	387	381	405	397

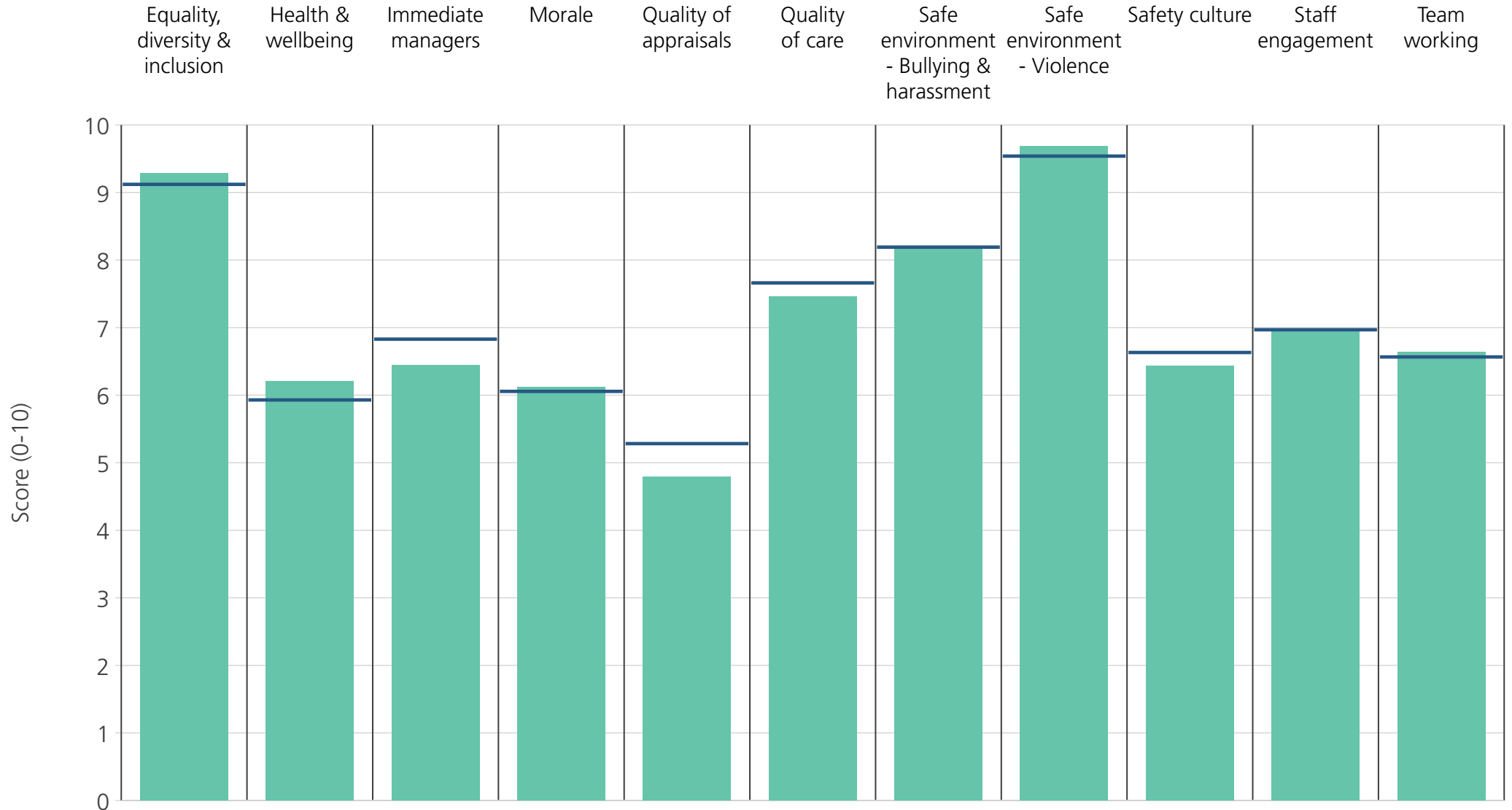


<b>Directorate</b>	9.0	6.0	6.7	6.4	4.8	7.3	7.9	9.7	6.5	7.2	6.7
<b>Your org</b>	9.1	5.9	6.8	6.1	5.3	7.7	8.2	9.5	6.6	7.0	6.6
<b>Responses</b>	159	160	161	159	149	162	160	160	161	164	162

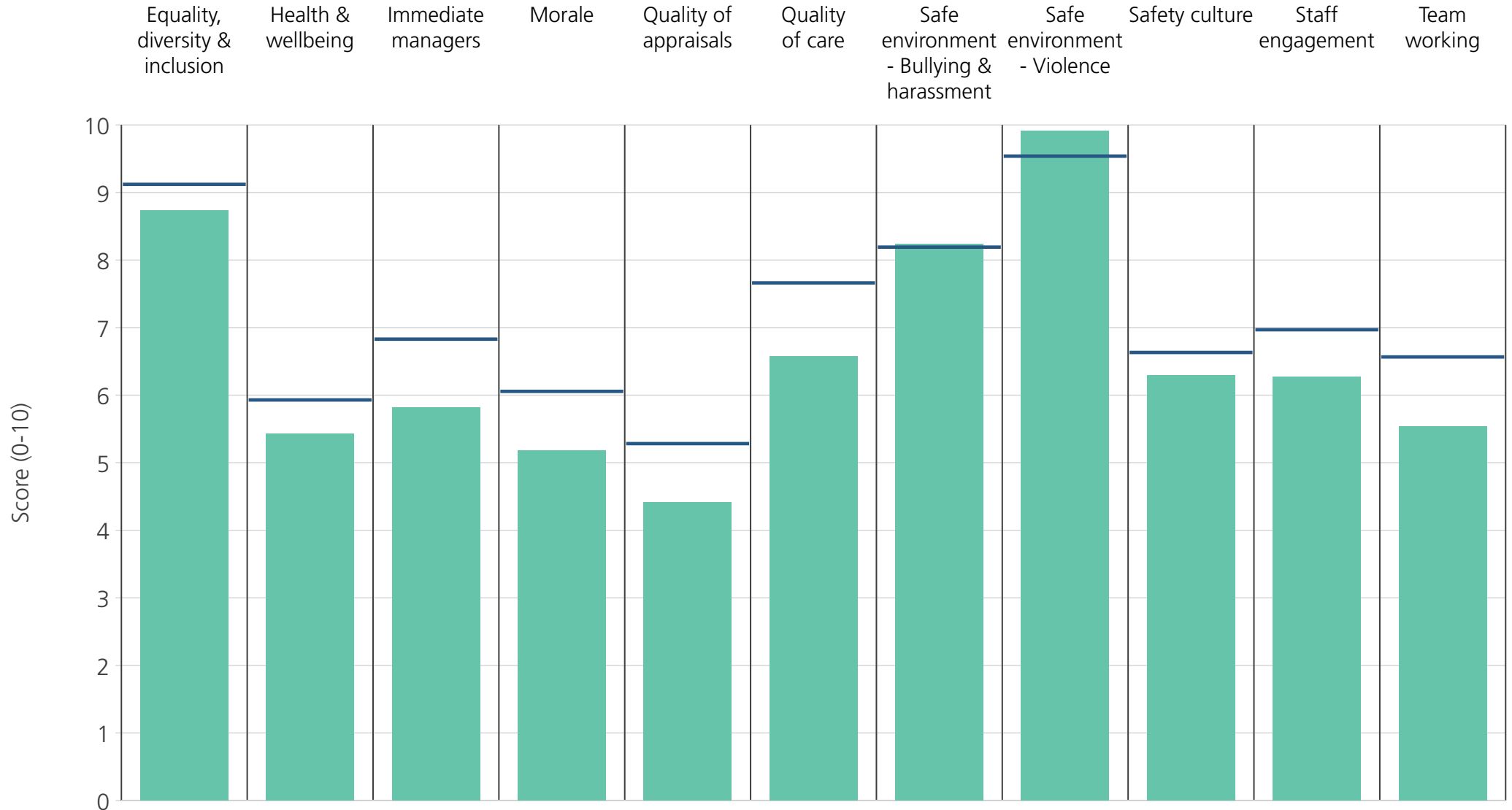




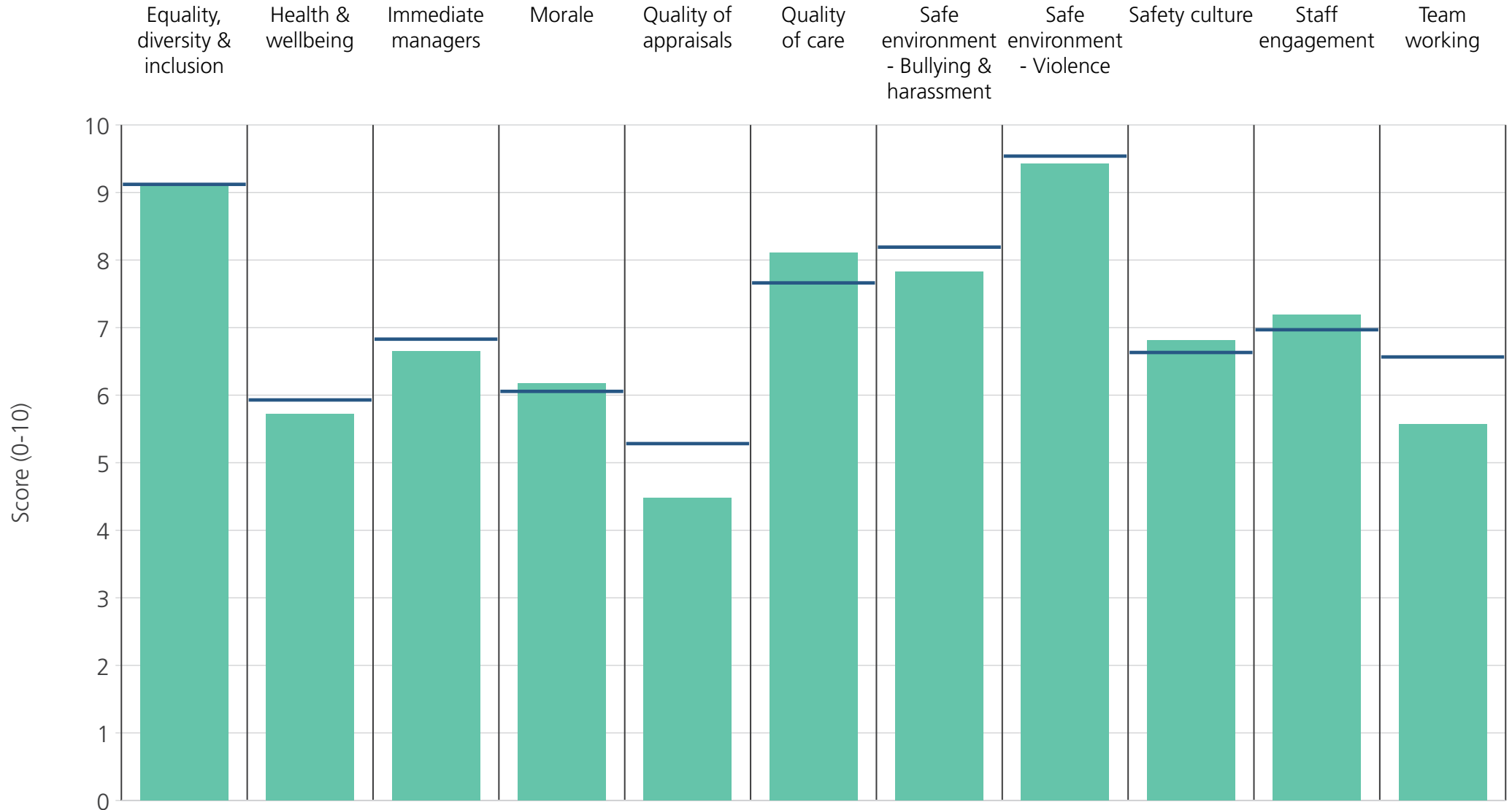
<b>Directorate</b>	9.4	5.8	6.5	5.9	5.3	7.5	8.5	9.8	6.6	6.8	6.5
<b>Your org</b>	9.1	5.9	6.8	6.1	5.3	7.7	8.2	9.5	6.6	7.0	6.6
<b>Responses</b>	209	211	211	209	178	198	210	210	209	214	211



<b>Directorate</b>	9.3	6.2	6.4	6.1	4.8	7.5	8.2	9.7	6.4	7.0	6.6
<b>Your org</b>	9.1	5.9	6.8	6.1	5.3	7.7	8.2	9.5	6.6	7.0	6.6
<b>Responses</b>	264	267	267	261	240	266	266	266	266	269	265



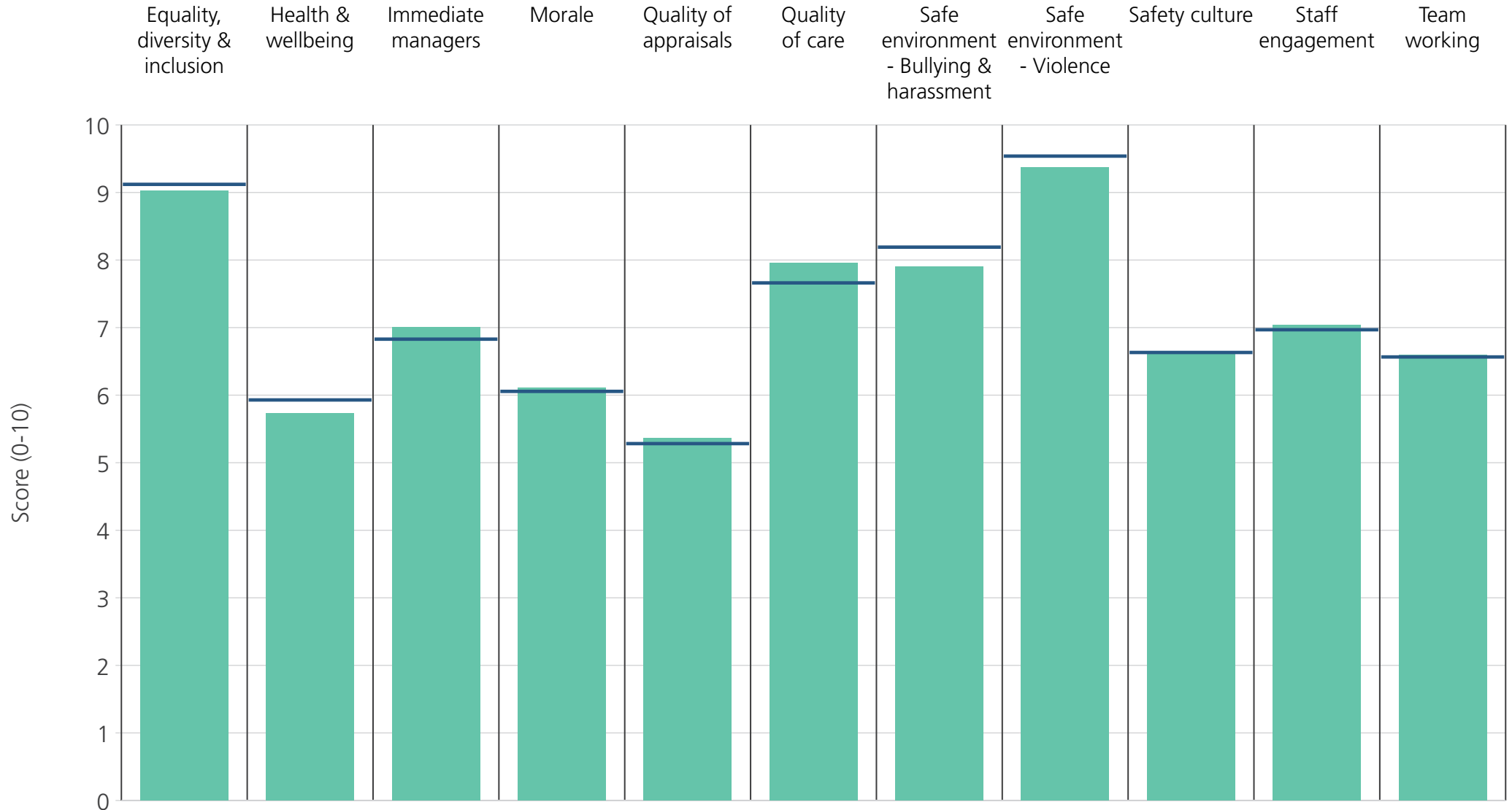
<b>Directorate</b>	8.7	5.4	5.8	5.2	4.4	6.6	8.2	9.9	6.3	6.3	5.5
<b>Your org</b>	9.1	5.9	6.8	6.1	5.3	7.7	8.2	9.5	6.6	7.0	6.6
<b>Responses</b>	106	108	109	107	96	107	106	108	108	112	110



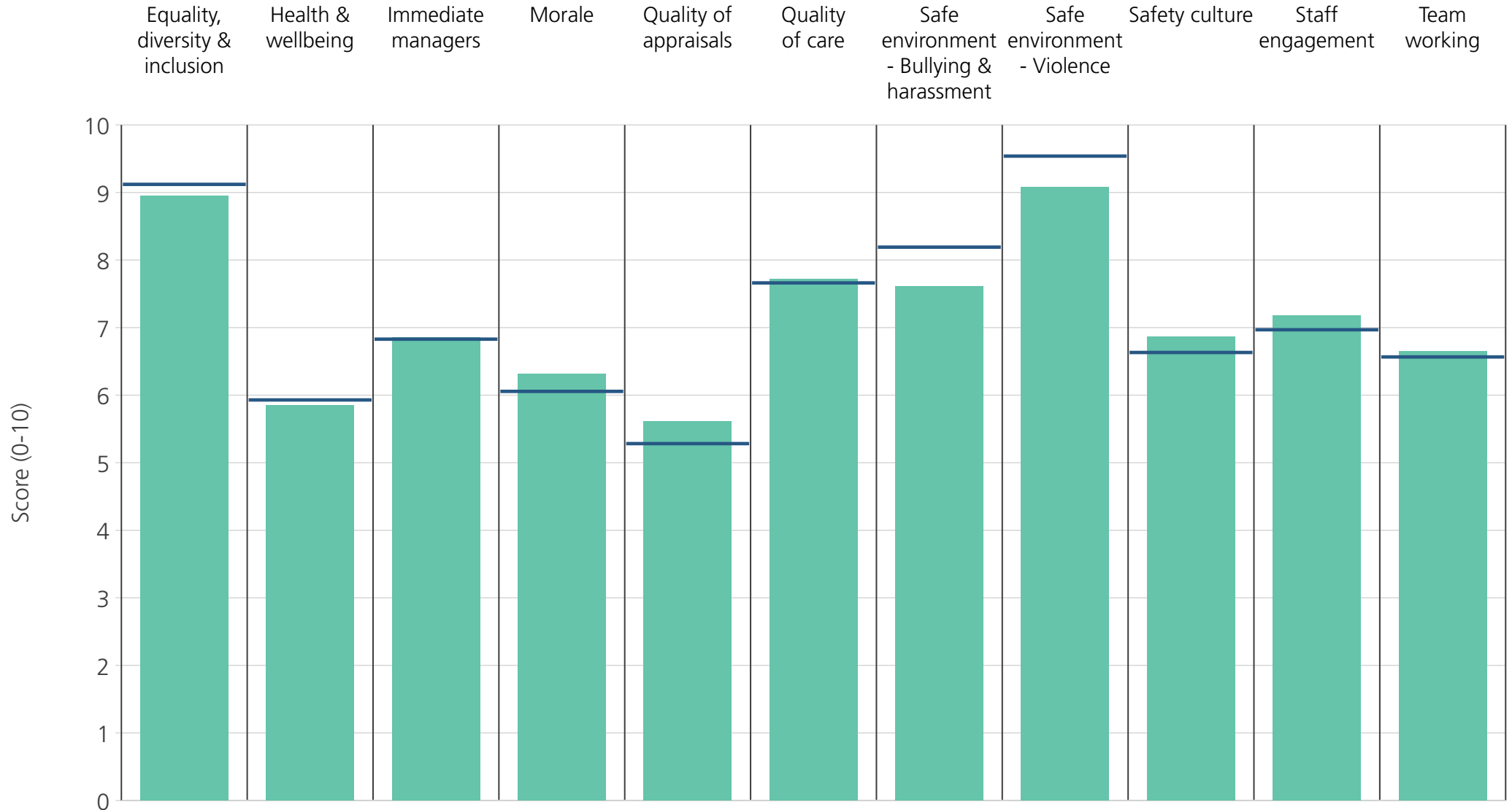
<b>Directorate</b>	9.1	5.7	6.7	6.2	4.5	8.1	7.8	9.4	6.8	7.2	5.6
<b>Your org</b>	9.1	5.9	6.8	6.1	5.3	7.7	8.2	9.5	6.6	7.0	6.6
<b>Responses</b>	23	23	23	23	19	15	23	23	23	23	22

# Directorates 2

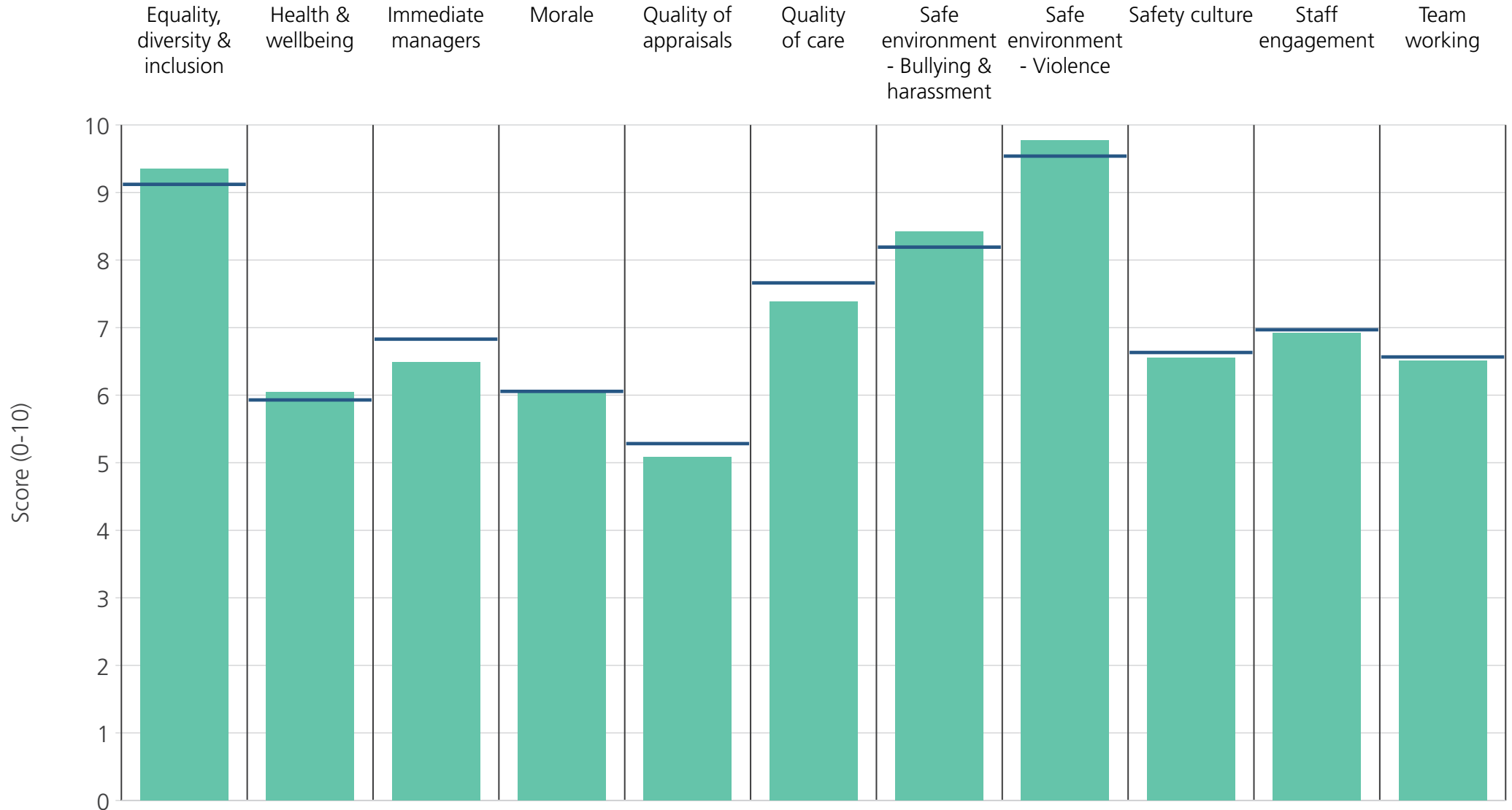
The Royal Liverpool and Broadgreen University Hospitals NHS Trust  
2019 NHS Staff Survey Results



<b>Directorate</b>	9.0	5.7	7.0	6.1	5.4	8.0	7.9	9.4	6.7	7.0	6.6
<b>Your org</b>	9.1	5.9	6.8	6.1	5.3	7.7	8.2	9.5	6.6	7.0	6.6
<b>Responses</b>	960	976	977	952	806	944	966	966	965	984	966

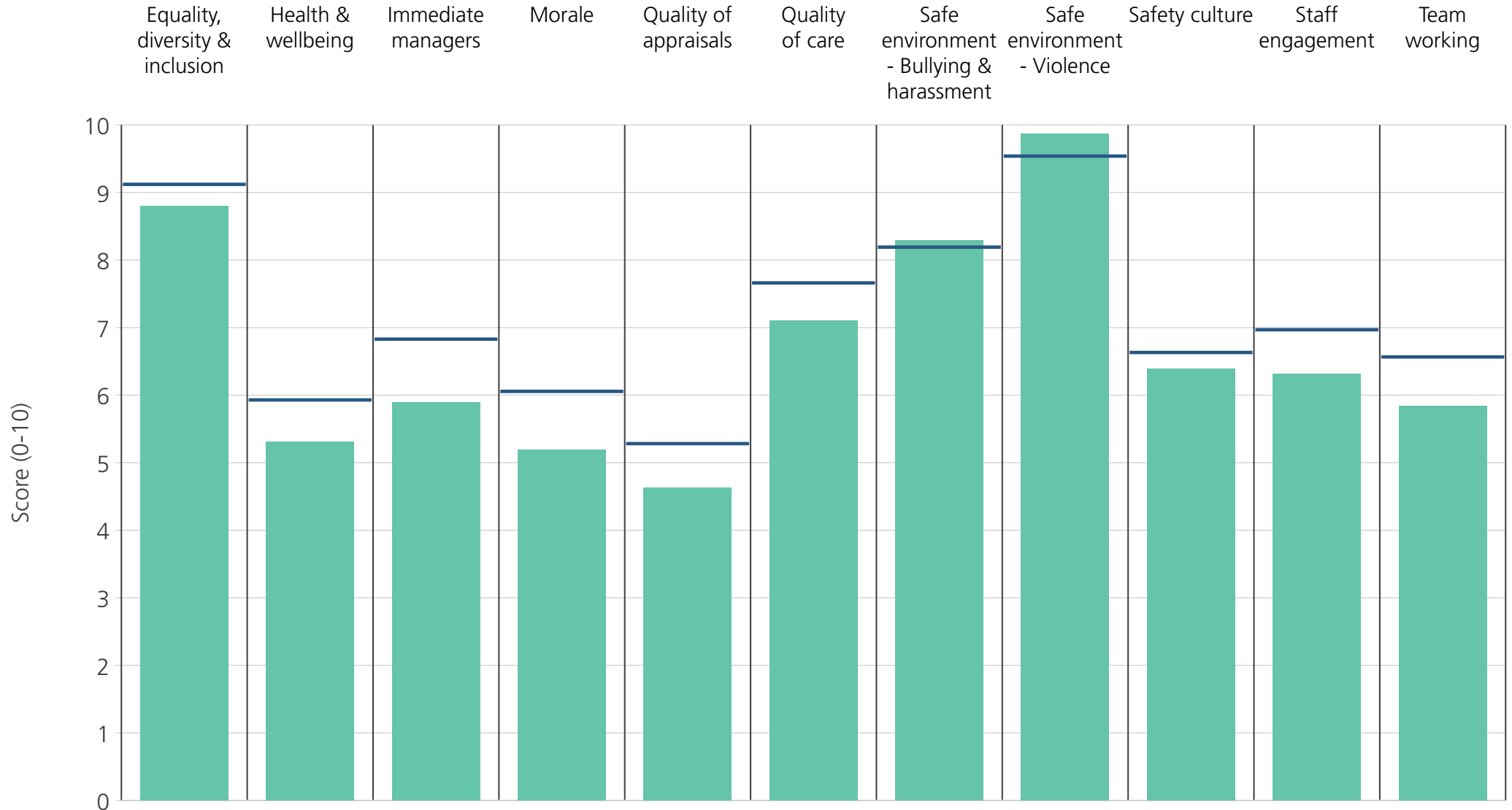


<b>Directorate</b>	8.9	5.9	6.9	6.3	5.6	7.7	7.6	9.1	6.9	7.2	6.7
<b>Your org</b>	9.1	5.9	6.8	6.1	5.3	7.7	8.2	9.5	6.6	7.0	6.6
<b>Responses</b>	546	550	552	532	458	532	543	544	541	572	560

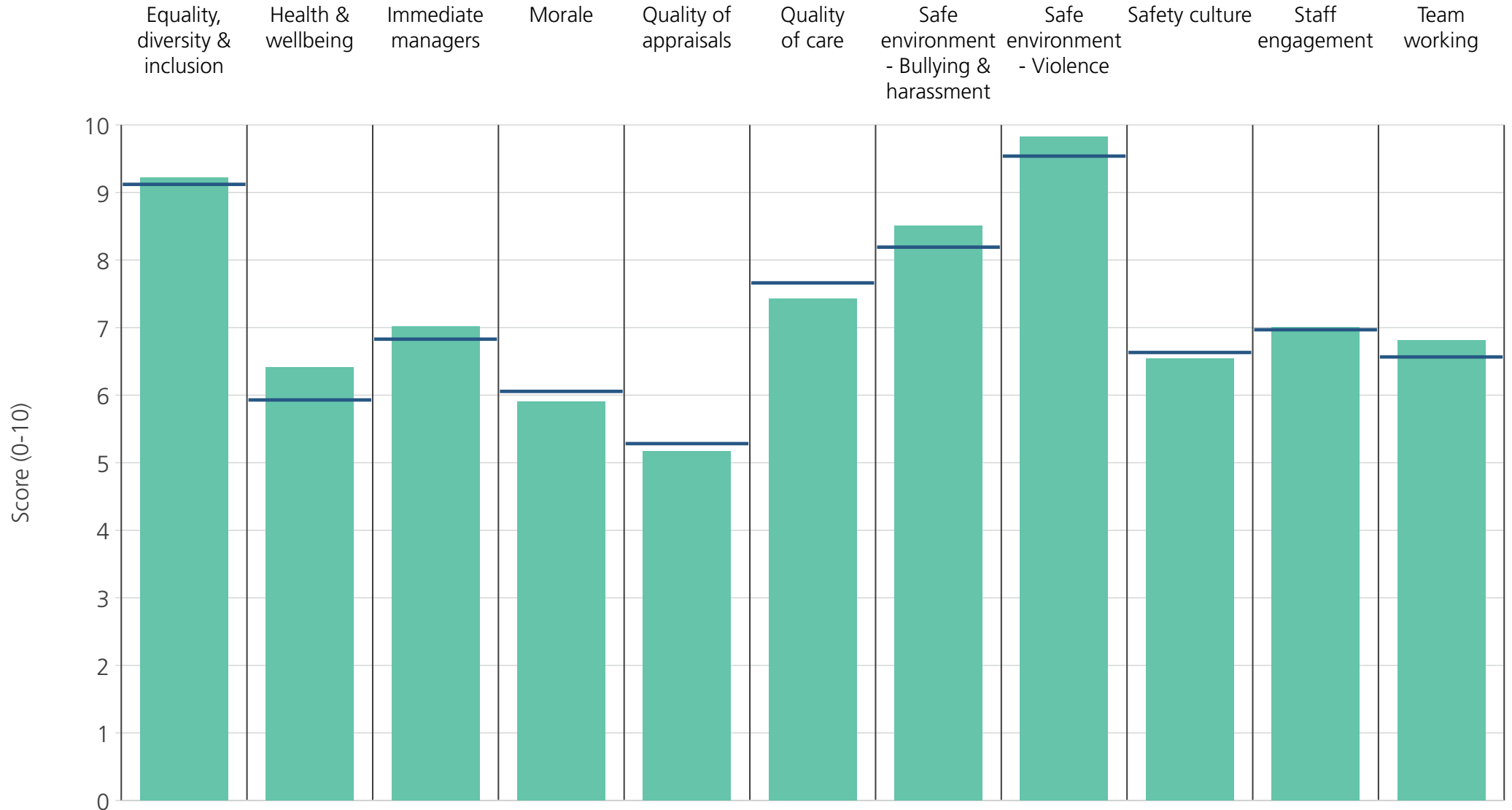


<b>Directorate</b>	9.3	6.0	6.5	6.0	5.1	7.4	8.4	9.8	6.6	6.9	6.5
<b>Your org</b>	9.1	5.9	6.8	6.1	5.3	7.7	8.2	9.5	6.6	7.0	6.6
<b>Responses</b>	458	466	466	456	410	448	461	462	462	470	462

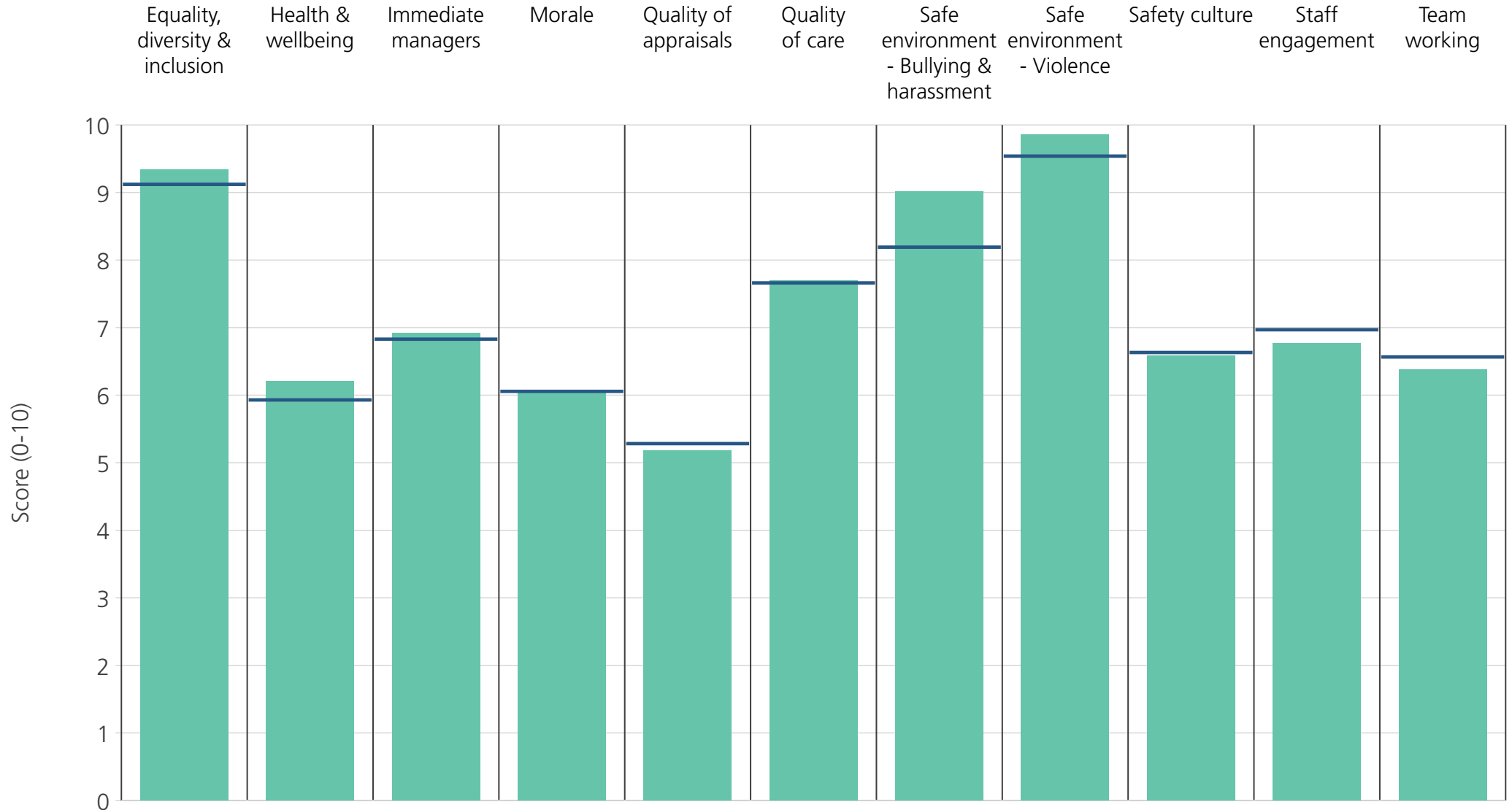




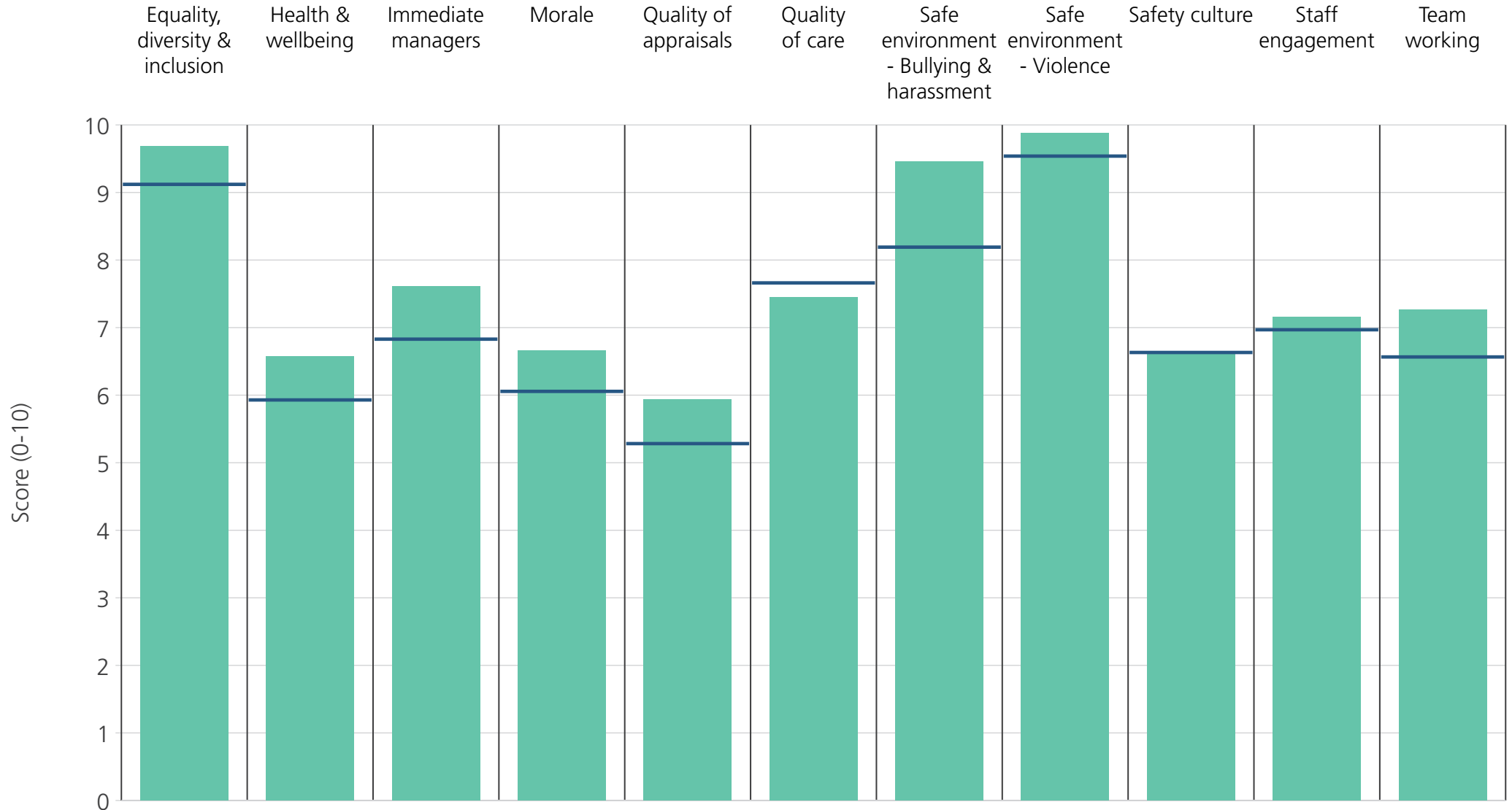
<b>Directorate</b>	8.8	5.3	5.9	5.2	4.6	7.1	8.3	9.9	6.4	6.3	5.8
<b>Your org</b>	9.1	5.9	6.8	6.1	5.3	7.7	8.2	9.5	6.6	7.0	6.6
<b>Responses</b>	224	227	228	225	207	212	224	226	226	232	229



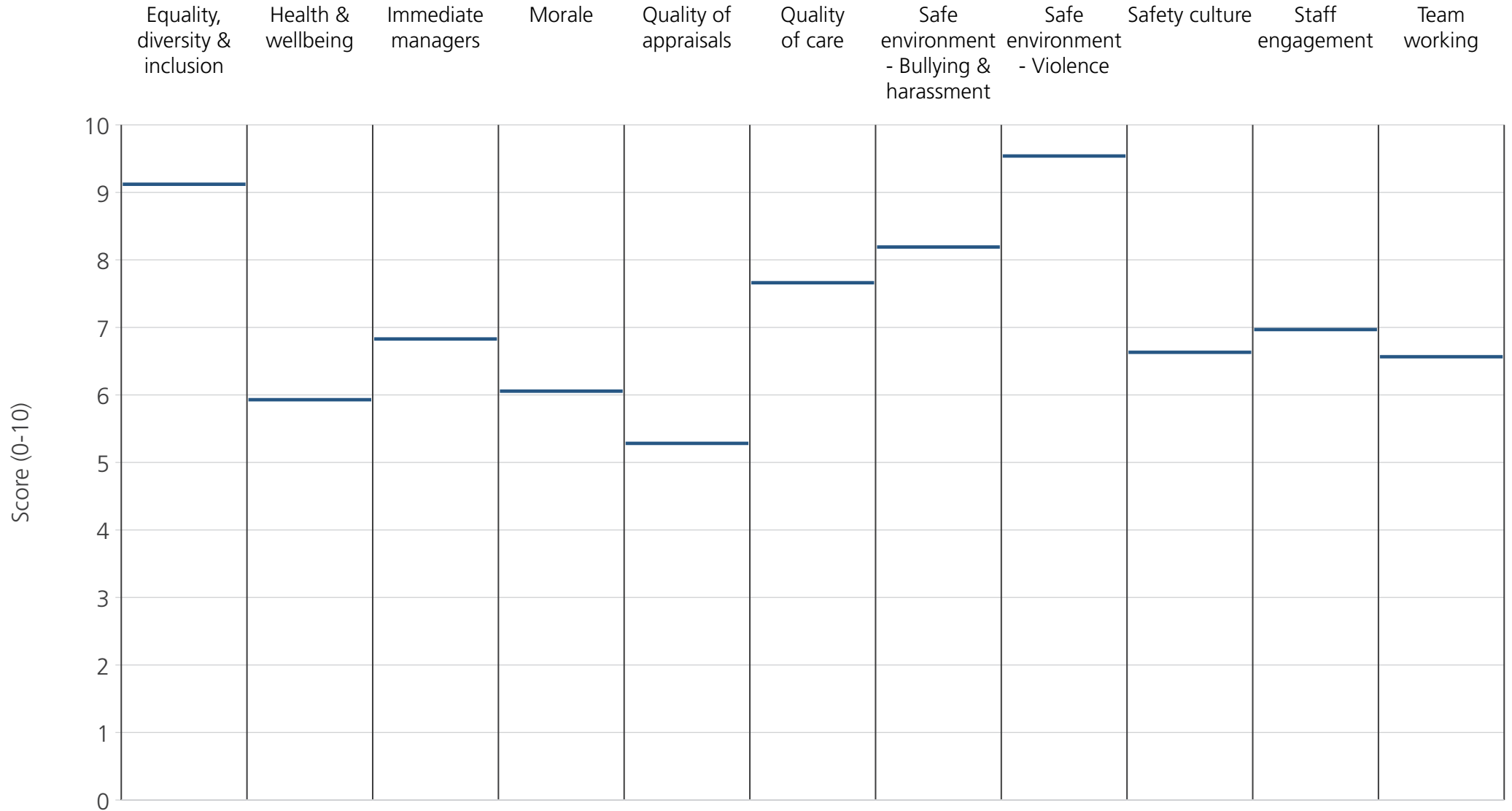
<b>Directorate</b>	9.2	6.4	7.0	5.9	5.2	7.4	8.5	9.8	6.5	7.0	6.8
<b>Your org</b>	9.1	5.9	6.8	6.1	5.3	7.7	8.2	9.5	6.6	7.0	6.6
<b>Responses</b>	363	365	364	361	313	227	363	363	364	366	365



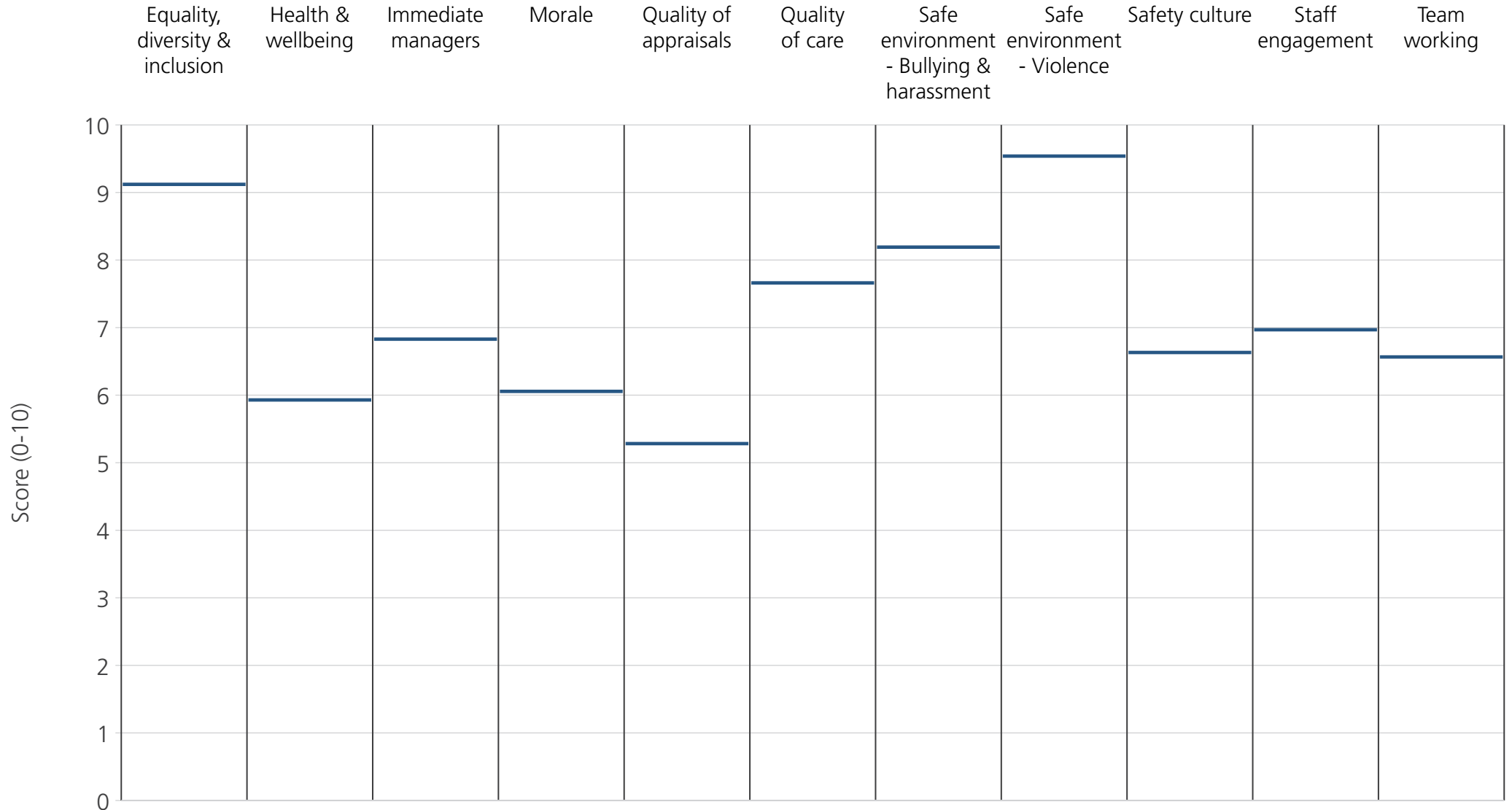
<b>Directorate</b>	9.3	6.2	6.9	6.1	5.2	7.7	9.0	9.9	6.6	6.8	6.4
<b>Your org</b>	9.1	5.9	6.8	6.1	5.3	7.7	8.2	9.5	6.6	7.0	6.6
<b>Responses</b>	259	263	263	256	232	211	261	262	261	266	262



<b>Directorate</b>	9.7	6.6	7.6	6.7	5.9	7.4	9.5	9.9	6.6	7.2	7.3
<b>Your org</b>	9.1	5.9	6.8	6.1	5.3	7.7	8.2	9.5	6.6	7.0	6.6
<b>Responses</b>	110	110	110	110	96	59	110	110	108	110	109



Directorate	9.1	5.9	6.8	6.1	5.3	7.7	8.2	9.5	6.6	7.0	6.6
<b>Your org</b>	9.1	5.9	6.8	6.1	5.3	7.7	8.2	9.5	6.6	7.0	6.6
<b>Responses</b>	10	10	10	10	9	6	10	10	10	10	10



Directorate	9.1	5.9	6.8	6.1	5.3	7.7	8.2	9.5	6.6	7.0	6.6
<b>Your org</b>	9.1	5.9	6.8	6.1	5.3	7.7	8.2	9.5	6.6	7.0	6.6
Responses	1	1	1	1	1	1	1	1	1	1	1