

# Gloucestershire Hospitals NHS Foundation Trust

2019 NHS Staff Survey

**Directorate Report**

**Contents**

Introduction . . . . .	3
Themes – Directorates 1 . . . . .	4
Corporate Division . . . . .	5
Diagnostics & Specialty Division . . . . .	6
Medicine Division . . . . .	7
Non-Division . . . . .	8
Surgery Division . . . . .	9
Womens & Children Division . . . . .	10
Themes – Directorates 2 . . . . .	11
Add Prof Scientific and Technic . . . . .	12
Additional Clinical Services . . . . .	13
Administrative and Clerical . . . . .	14
Allied Health Professionals . . . . .	15
Estates and Ancillary . . . . .	16
Healthcare Scientists . . . . .	17
Medical and Dental . . . . .	18
Nursing and Midwifery Registered . . . . .	19

This directorate report for Gloucestershire Hospitals NHS Foundation Trust contains results by directorate for themes from the 2019 NHS Staff Survey. These results are compared to the unweighted average for your organisation.

**Please note:** It is possible that there are differences between the 'Your org' scores reported in this directorate report and those in the benchmark report. This is because the results in the benchmark report are weighted to allow for fair comparisons between organisations of a similar type. However, in this report comparisons are made within your organisation so the unweighted organisation result is a more appropriate point of comparison.

The directorate breakdowns used in this report were provided and defined by Gloucestershire Hospitals NHS Foundation Trust. Details of how the theme scores were calculated are included in the Technical Document, available to download from our [results website](#).

## Key features

Breakdown type and **directorate name** are specified in the header. Black text in the header is hyperlinked: clicking on '2019 NHS Staff Survey Results' navigates back to the contents page.

Directorate results are presented in the context of the (unweighted) **organisation average ('Your org')**, so it is easy to tell if a directorate is performing better or worse than the organisation average. For all themes, a higher score is a better result than a lower score.

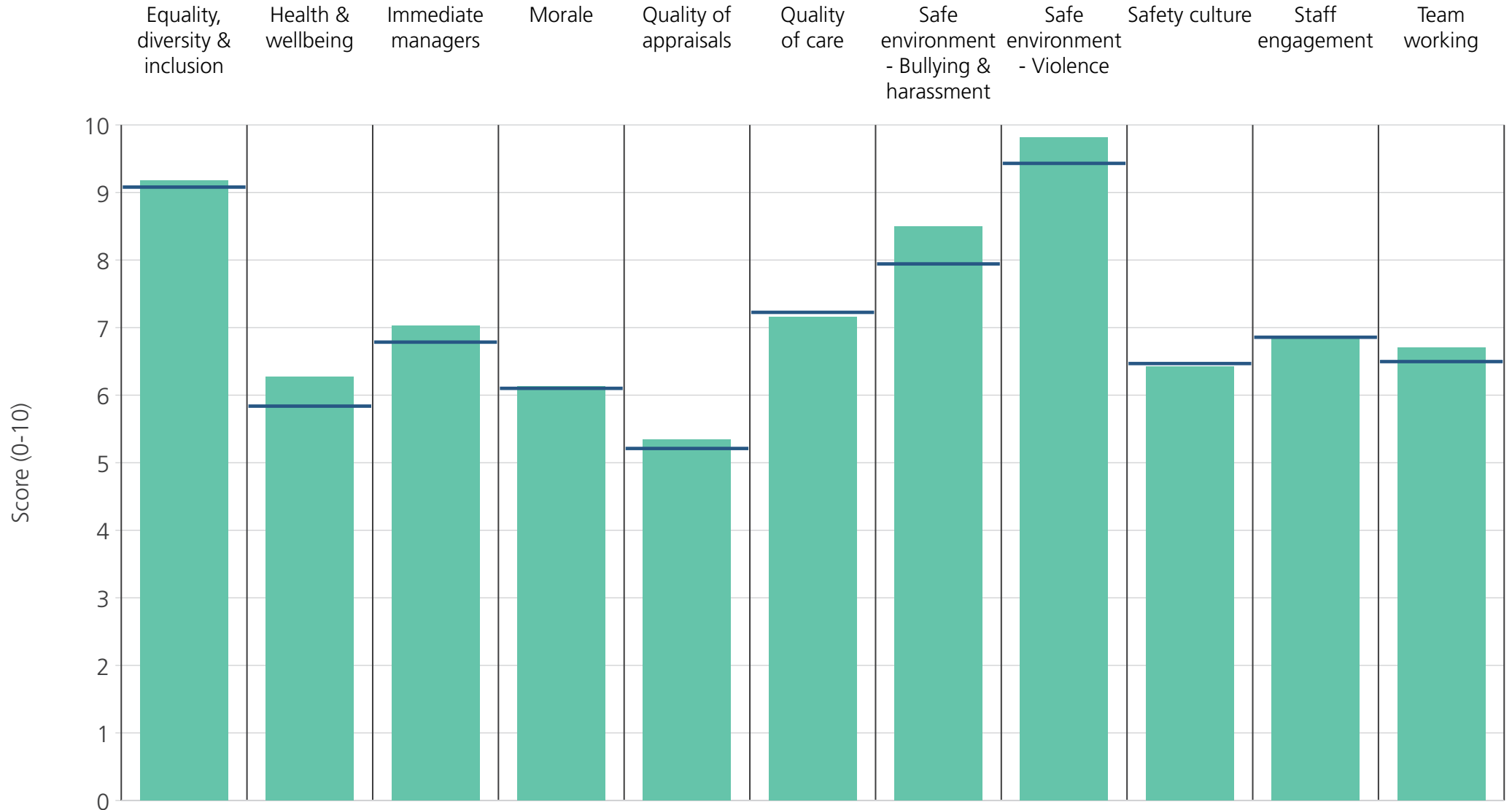
The **number of responses** feeding into each theme score **for the given directorate** is specified below the table containing the directorate and trust scores.



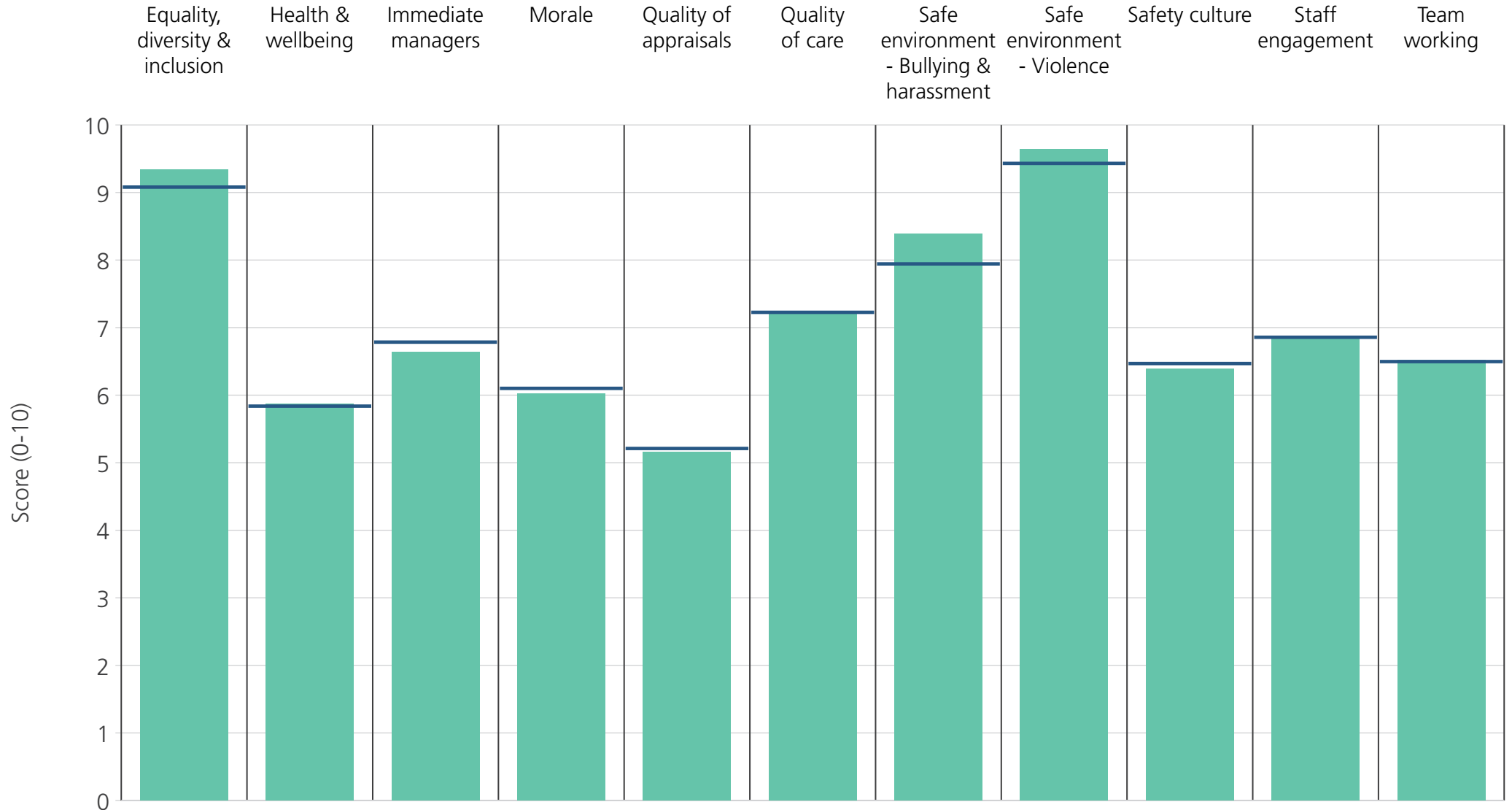
**! Note:** when there are less than 11 responses in a group, results are suppressed to protect staff confidentiality

# Directorates 1

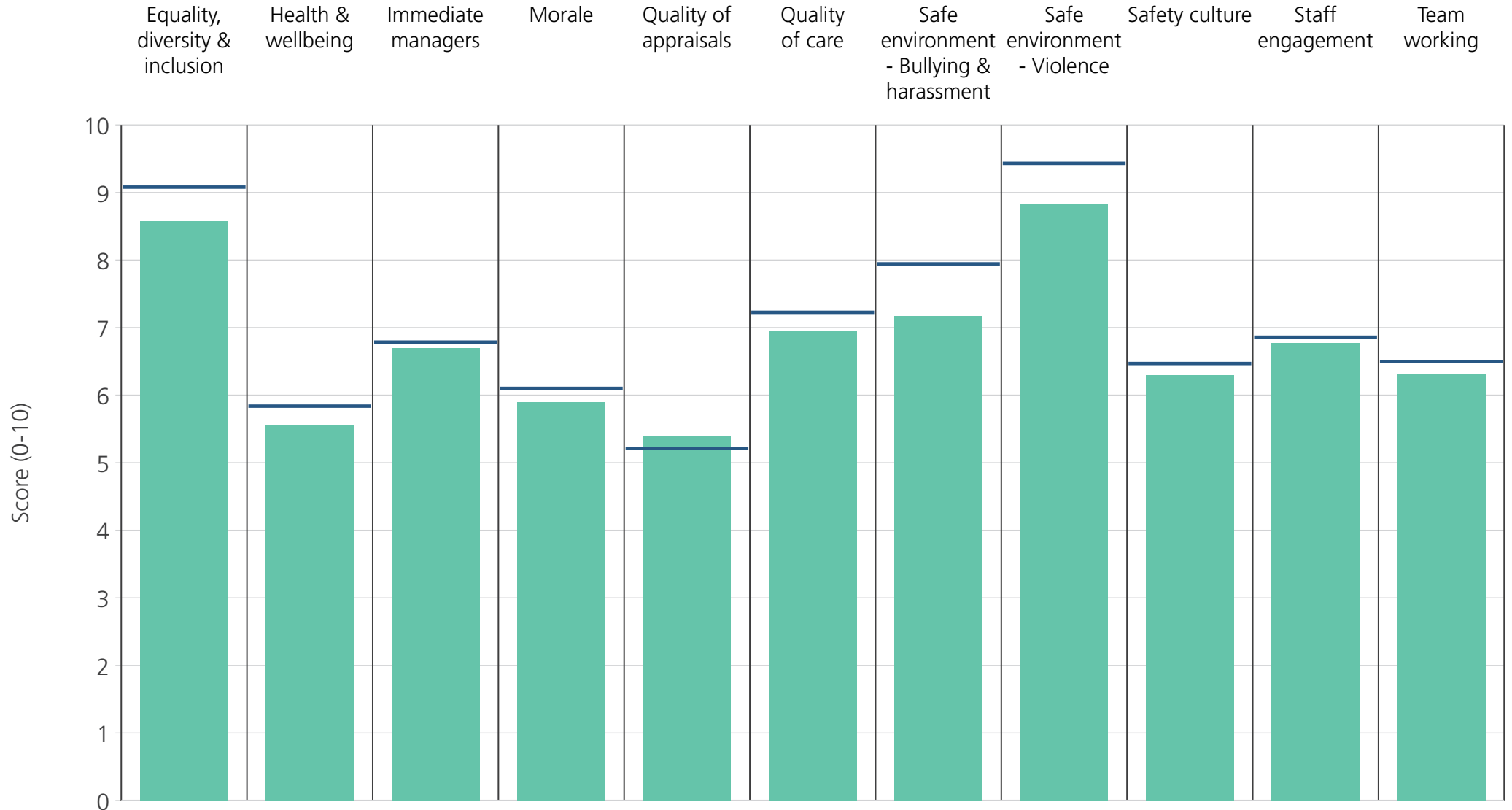
Gloucestershire Hospitals NHS Foundation Trust  
2019 NHS Staff Survey Results



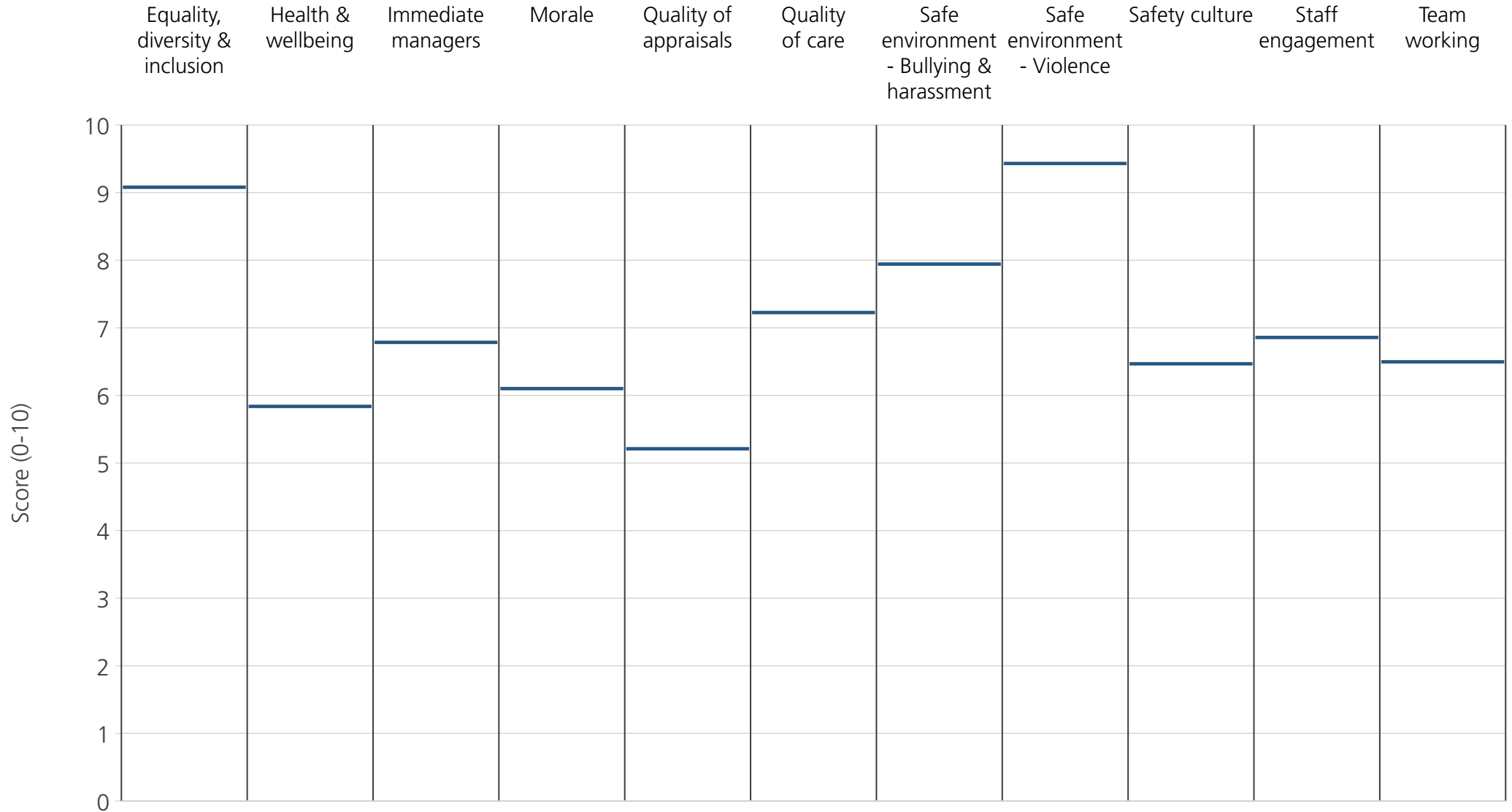
<b>Directorate</b>	9.2	6.3	7.0	6.1	5.3	7.2	8.5	9.8	6.4	6.9	6.7
<b>Your org</b>	9.1	5.8	6.8	6.1	5.2	7.2	7.9	9.4	6.5	6.9	6.5
<b>Responses</b>	618	623	624	620	507	361	619	618	618	624	614



<b>Directorate</b>	9.3	5.9	6.6	6.0	5.2	7.2	8.4	9.6	6.4	6.8	6.5
<b>Your org</b>	9.1	5.8	6.8	6.1	5.2	7.2	7.9	9.4	6.5	6.9	6.5
<b>Responses</b>	842	849	852	845	746	805	846	845	847	860	842

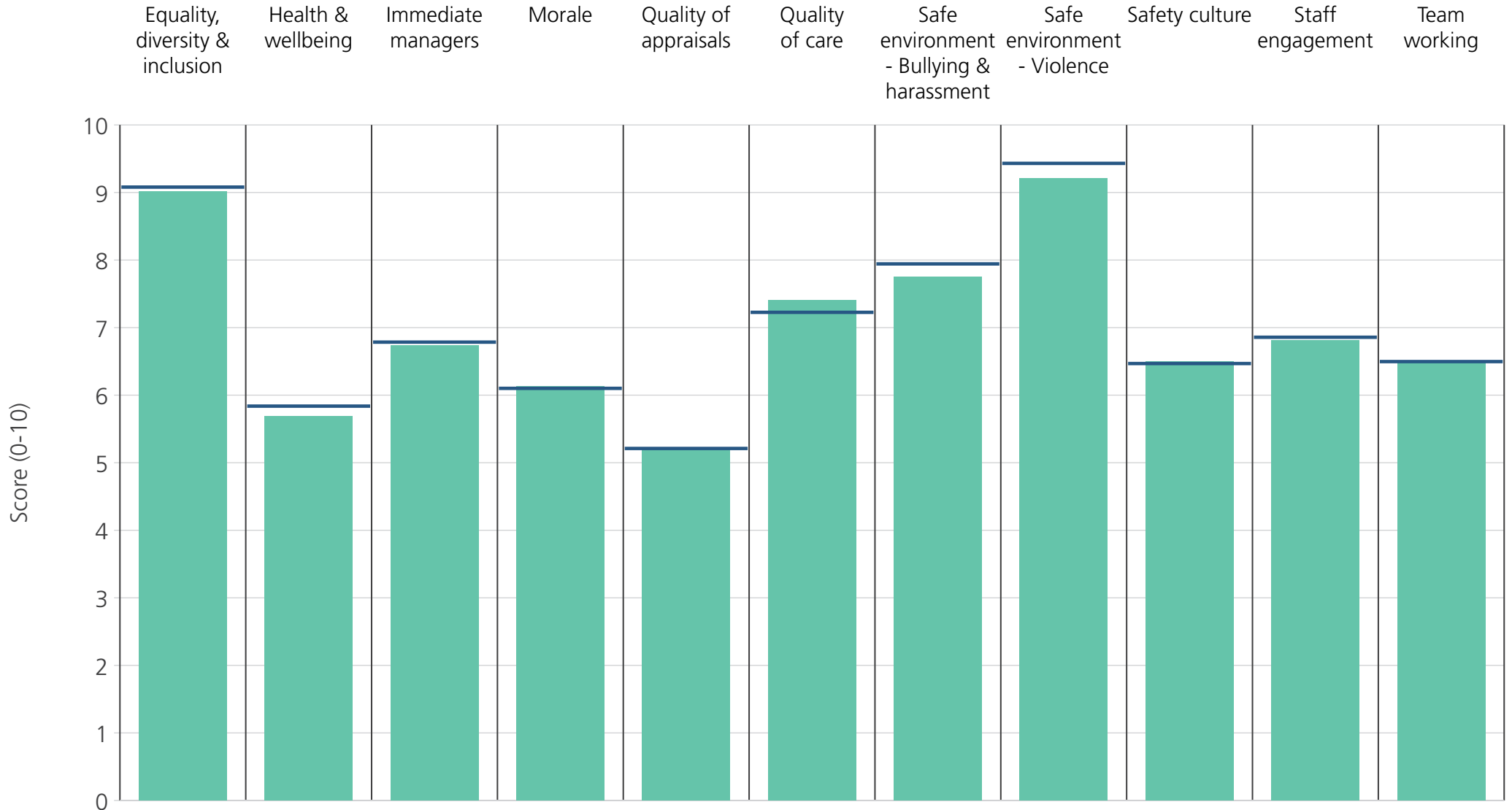


<b>Directorate</b>	8.6	5.5	6.7	5.9	5.4	6.9	7.2	8.8	6.3	6.8	6.3
<b>Your org</b>	9.1	5.8	6.8	6.1	5.2	7.2	7.9	9.4	6.5	6.9	6.5
<b>Responses</b>	632	636	636	626	510	615	629	633	634	642	633

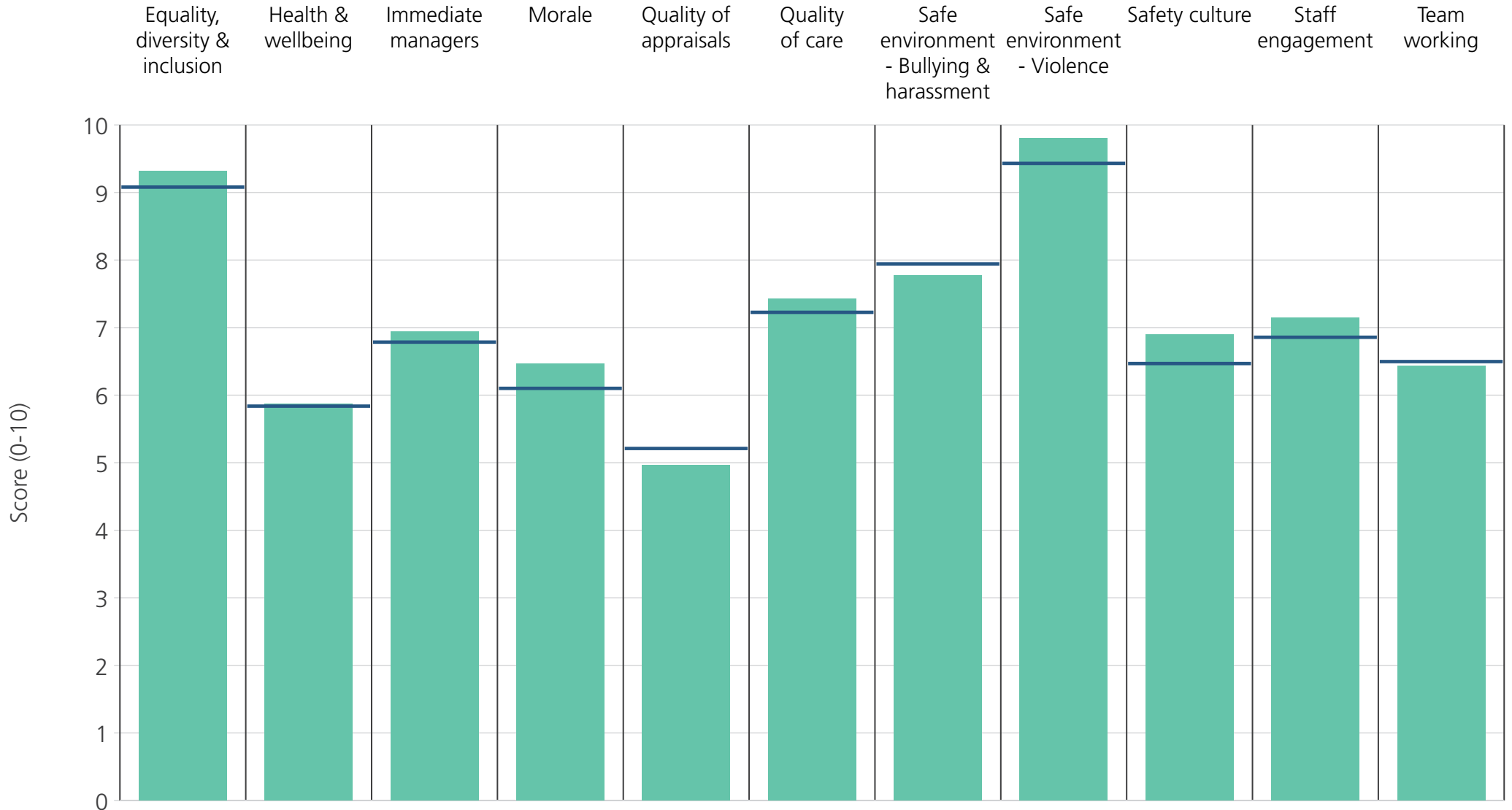


Directorate	9.1	5.8	6.8	6.1	5.2	7.2	7.9	9.4	6.5	6.9	6.5
Your org	9.1	5.8	6.8	6.1	5.2	7.2	7.9	9.4	6.5	6.9	6.5
Responses	7	7	7	7	5	4	7	7	7	7	7





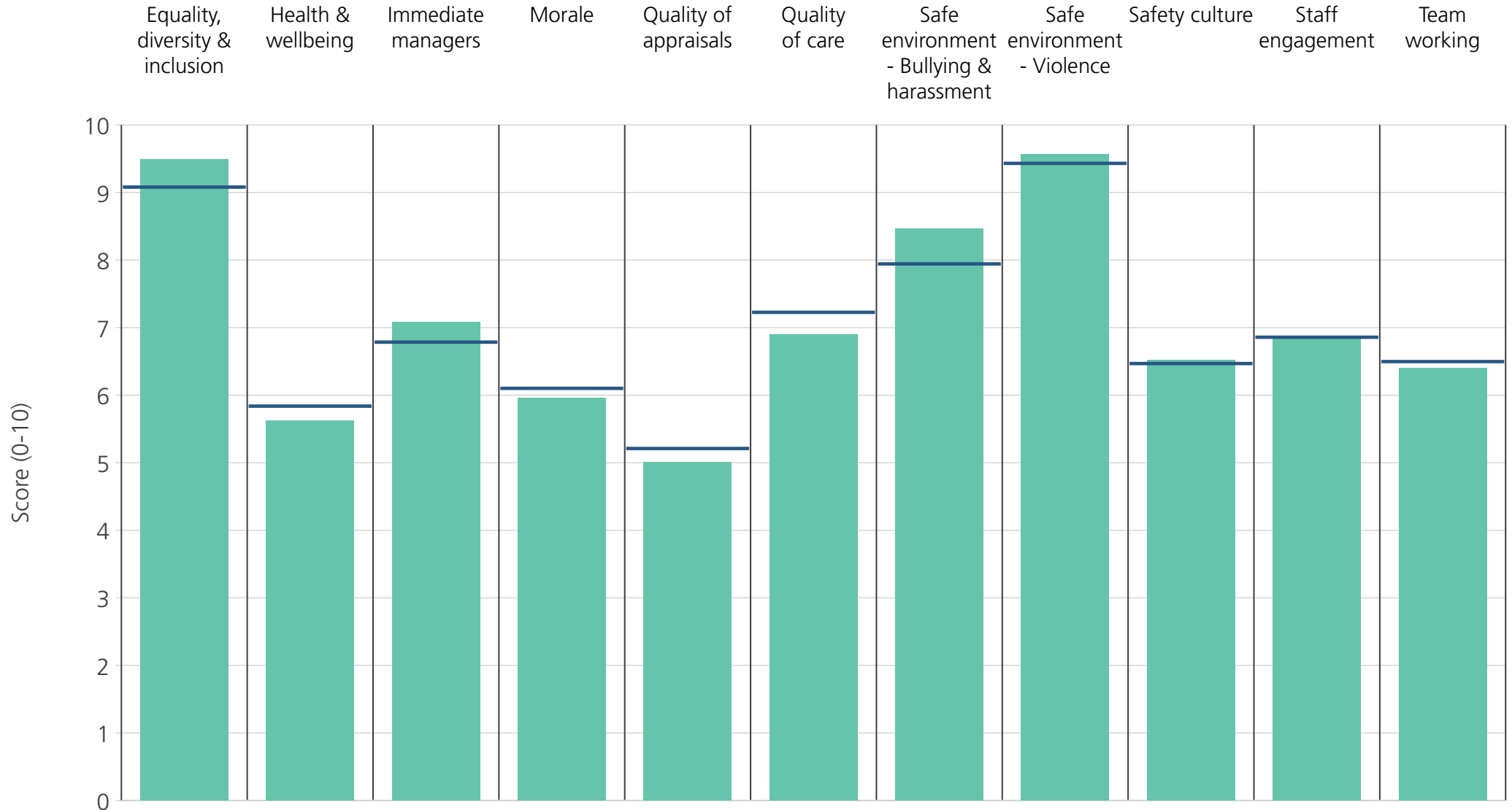
<b>Directorate</b>	9.0	5.7	6.7	6.1	5.2	7.4	7.7	9.2	6.5	6.8	6.5
<b>Your org</b>	9.1	5.8	6.8	6.1	5.2	7.2	7.9	9.4	6.5	6.9	6.5
<b>Responses</b>	834	841	848	835	743	812	844	837	841	851	838



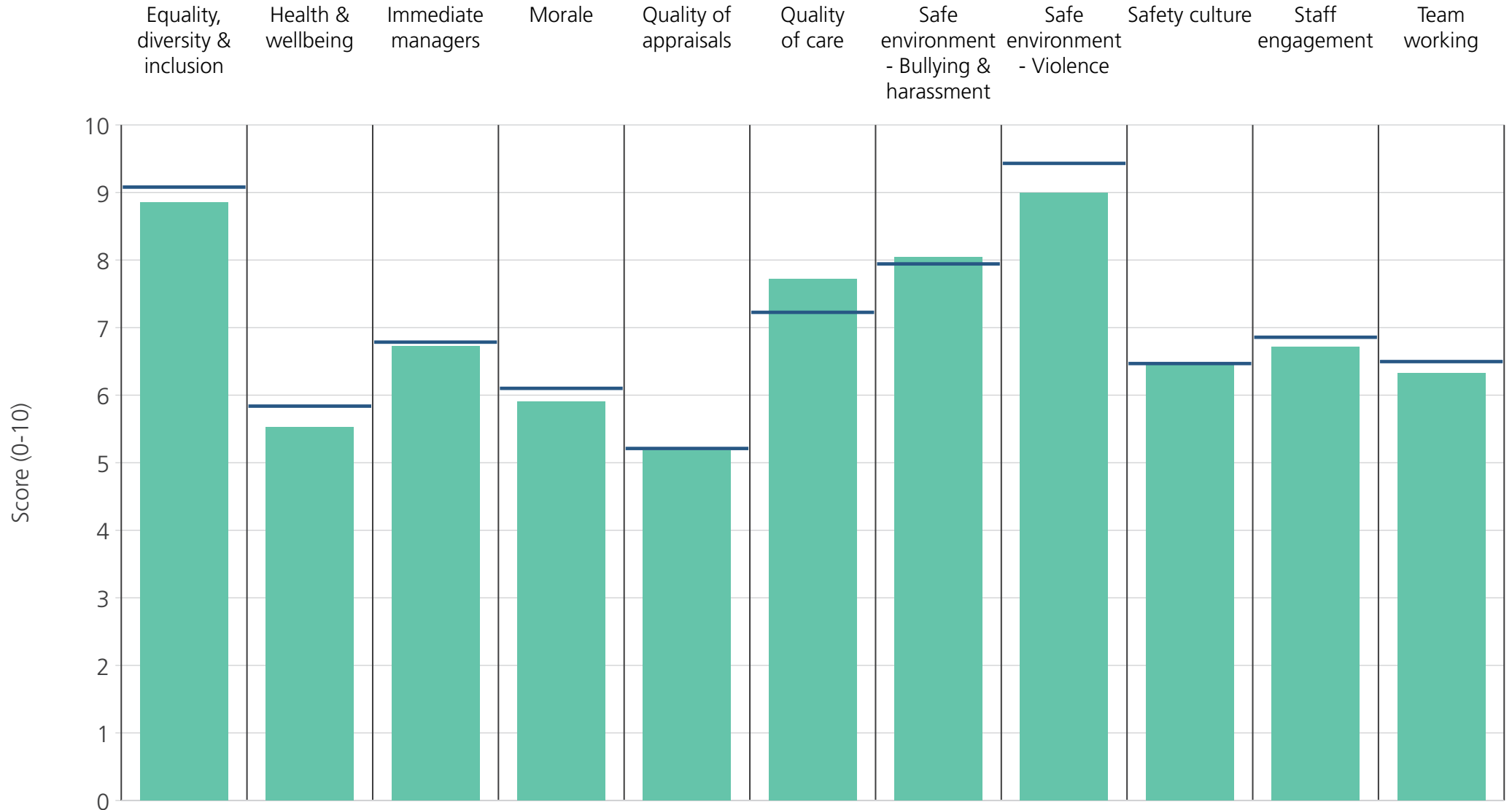
<b>Directorate</b>	9.3	5.9	6.9	6.5	5.0	7.4	7.8	9.8	6.9	7.1	6.4
<b>Your org</b>	9.1	5.8	6.8	6.1	5.2	7.2	7.9	9.4	6.5	6.9	6.5
<b>Responses</b>	412	412	412	406	372	398	410	408	413	417	413

# Directorates 2

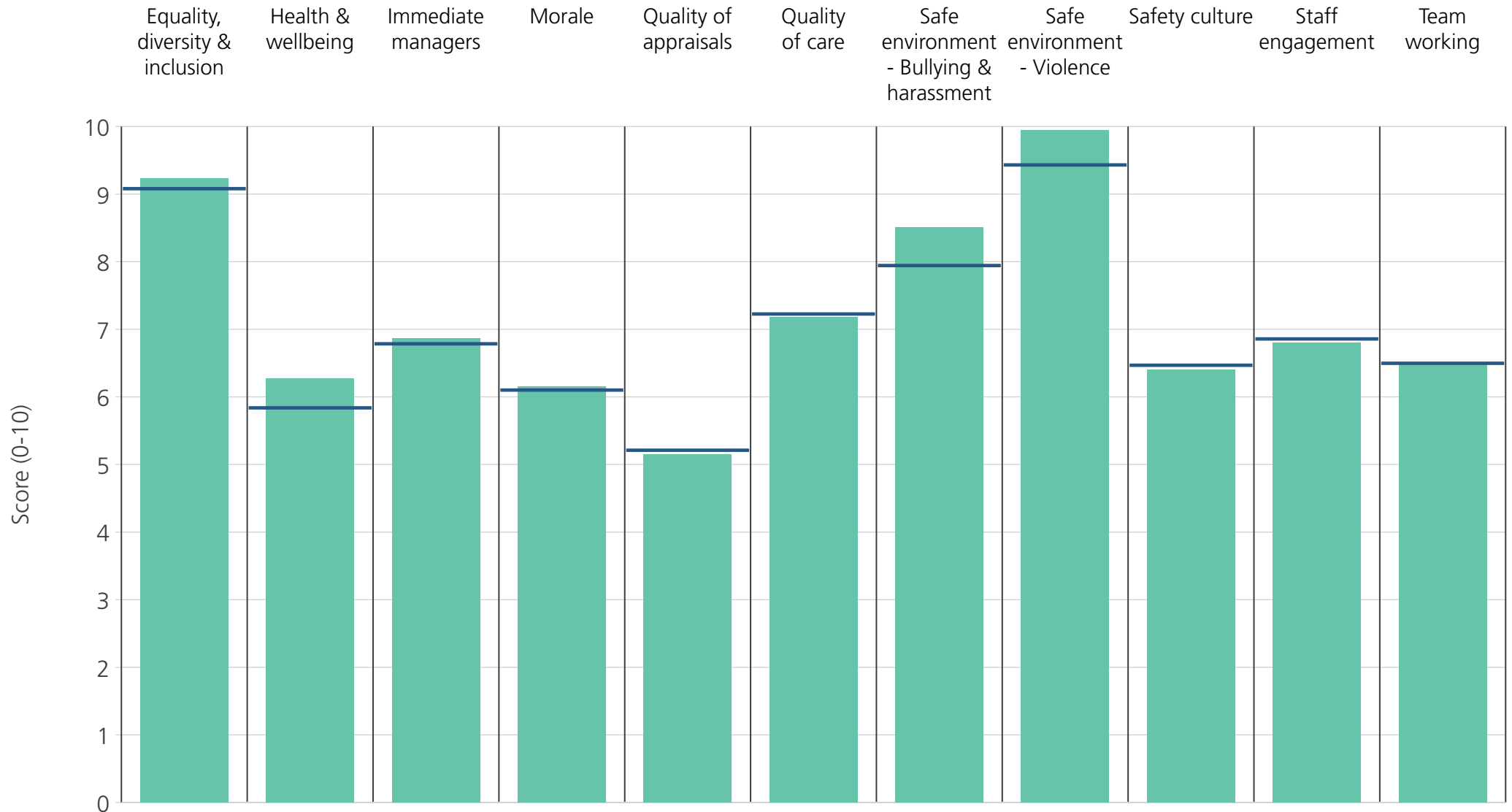
Gloucestershire Hospitals NHS Foundation Trust  
2019 NHS Staff Survey Results



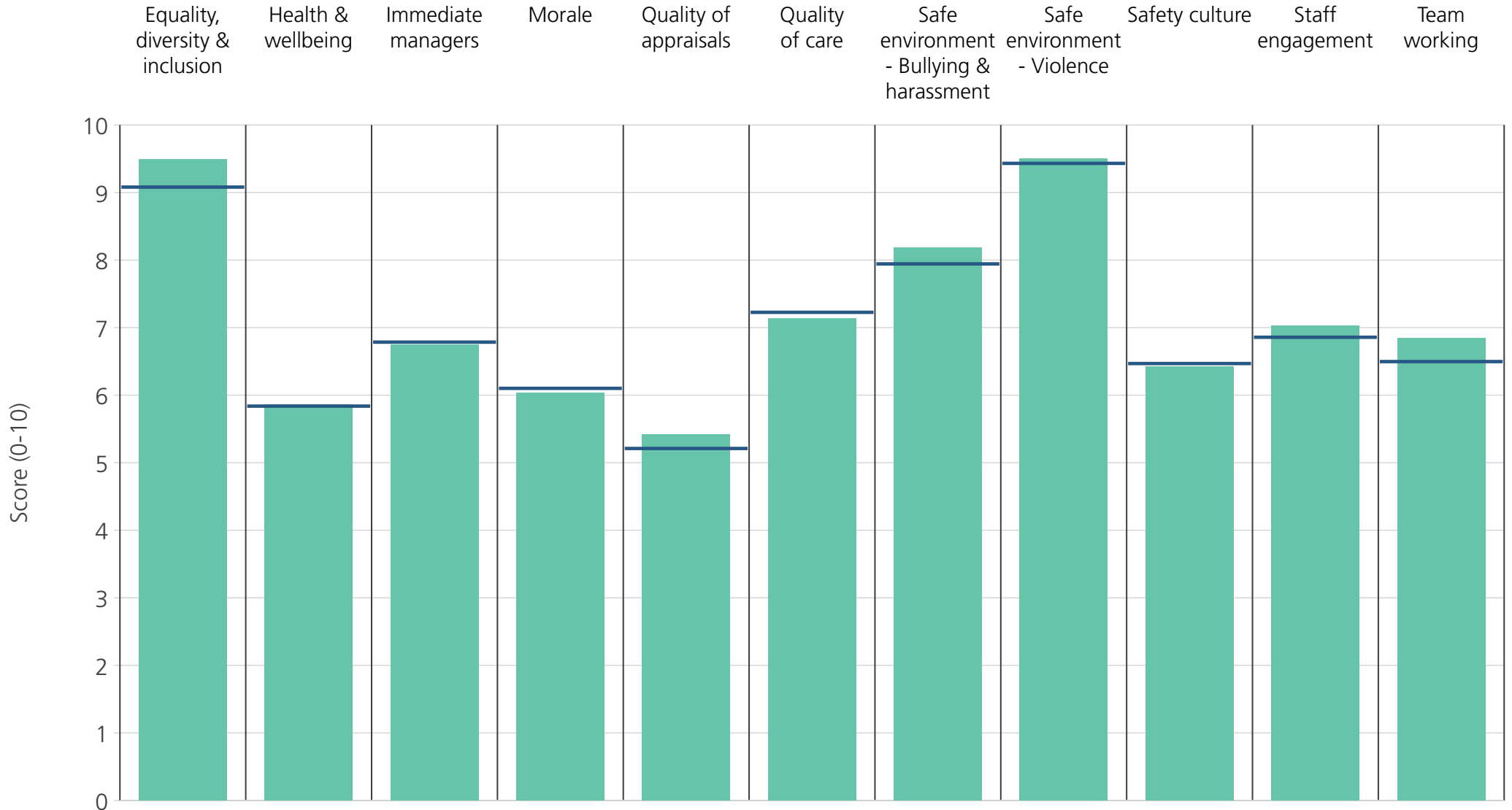
<b>Directorate</b>	9.5	5.6	7.1	6.0	5.0	6.9	8.5	9.6	6.5	6.9	6.4
<b>Your org</b>	9.1	5.8	6.8	6.1	5.2	7.2	7.9	9.4	6.5	6.9	6.5
<b>Responses</b>	116	117	117	117	107	115	117	115	117	117	117



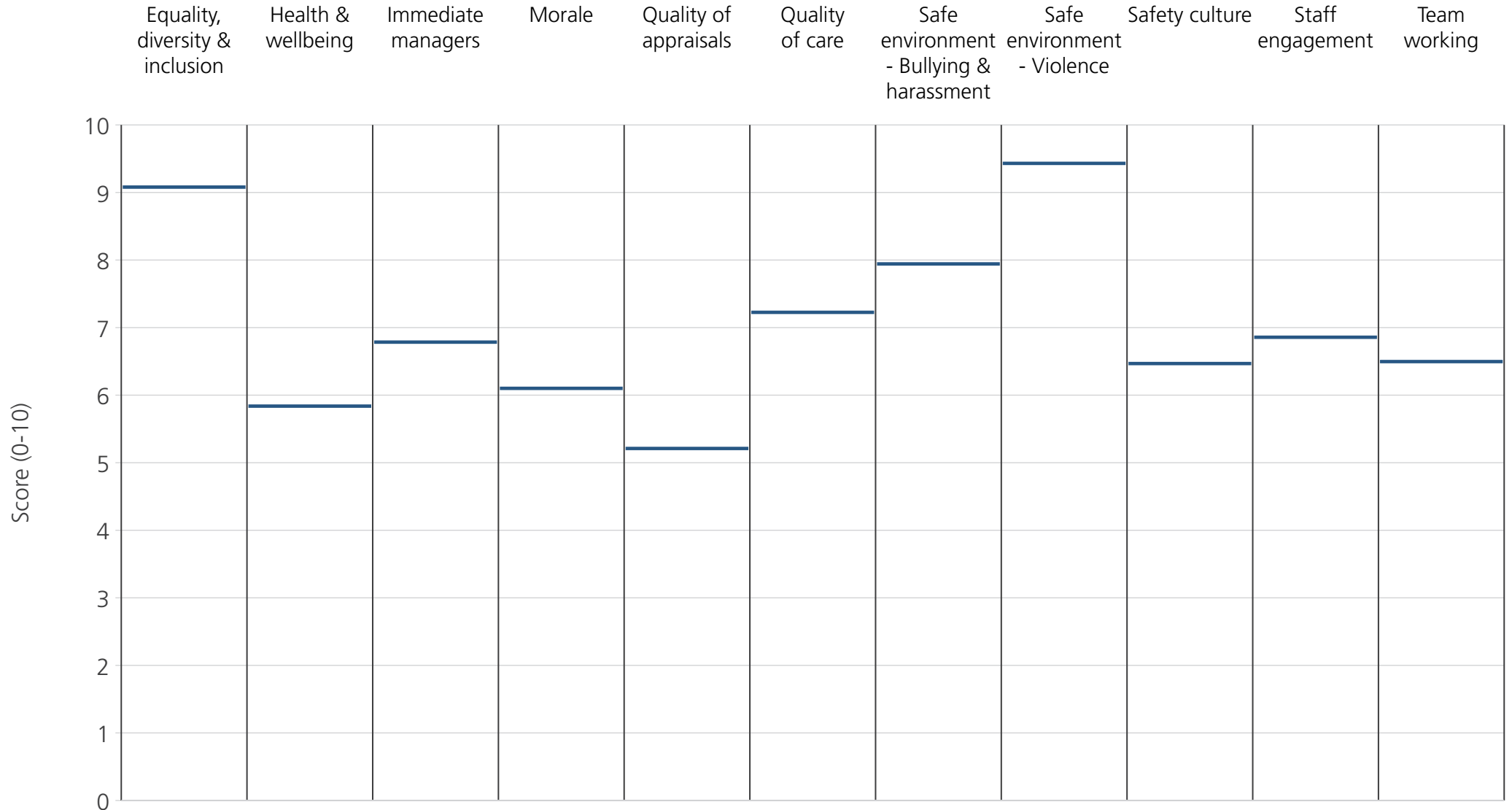
<b>Directorate</b>	8.9	5.5	6.7	5.9	5.2	7.7	8.0	9.0	6.5	6.7	6.3
<b>Your org</b>	9.1	5.8	6.8	6.1	5.2	7.2	7.9	9.4	6.5	6.9	6.5
<b>Responses</b>	452	449	452	444	360	444	450	451	451	461	455



<b>Directorate</b>	9.2	6.3	6.9	6.1	5.2	7.2	8.5	9.9	6.4	6.8	6.5
<b>Your org</b>	9.1	5.8	6.8	6.1	5.2	7.2	7.9	9.4	6.5	6.9	6.5
<b>Responses</b>	930	938	940	927	742	582	931	931	932	941	926

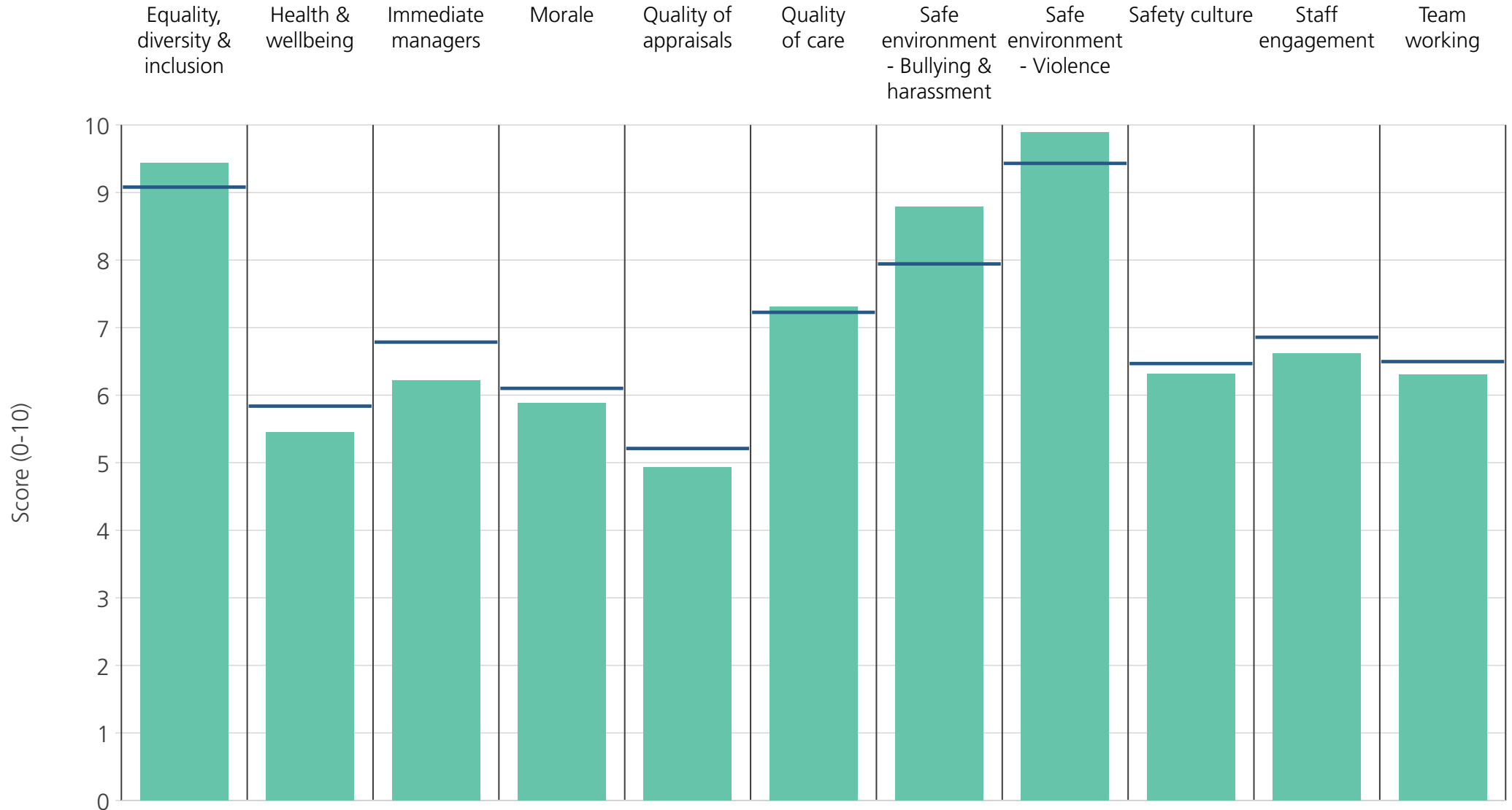


<b>Directorate</b>	9.5	5.9	6.7	6.0	5.4	7.1	8.2	9.5	6.4	7.0	6.8
<b>Your org</b>	9.1	5.8	6.8	6.1	5.2	7.2	7.9	9.4	6.5	6.9	6.5
<b>Responses</b>	267	272	272	271	247	274	271	269	272	274	265

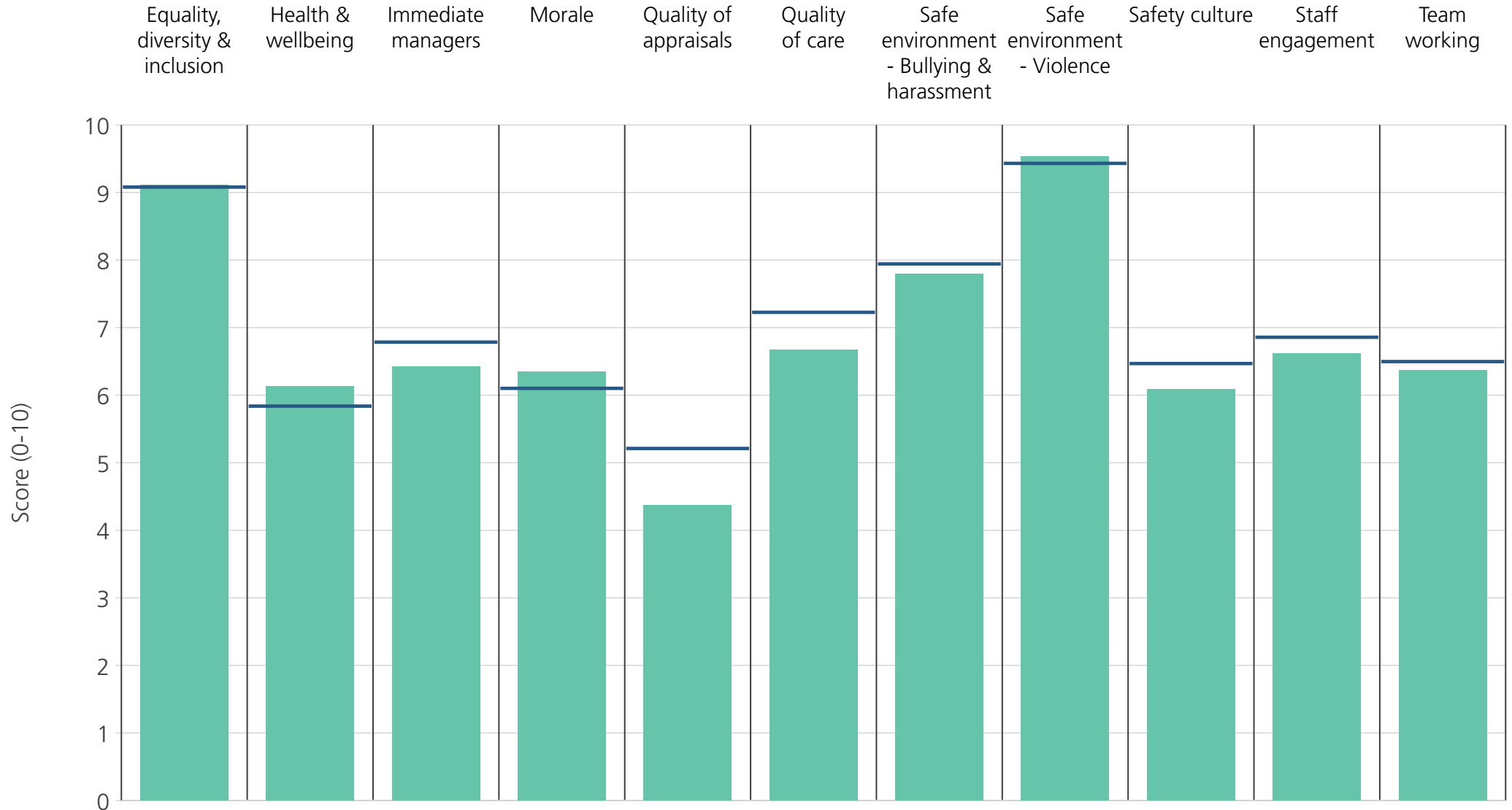


Directorate	9.1	5.8	6.8	6.1	5.2	7.2	7.9	9.4	6.5	6.9	6.5
Your org	9.1	5.8	6.8	6.1	5.2	7.2	7.9	9.4	6.5	6.9	6.5
Responses	9	9	9	9	8	3	9	9	8	9	9

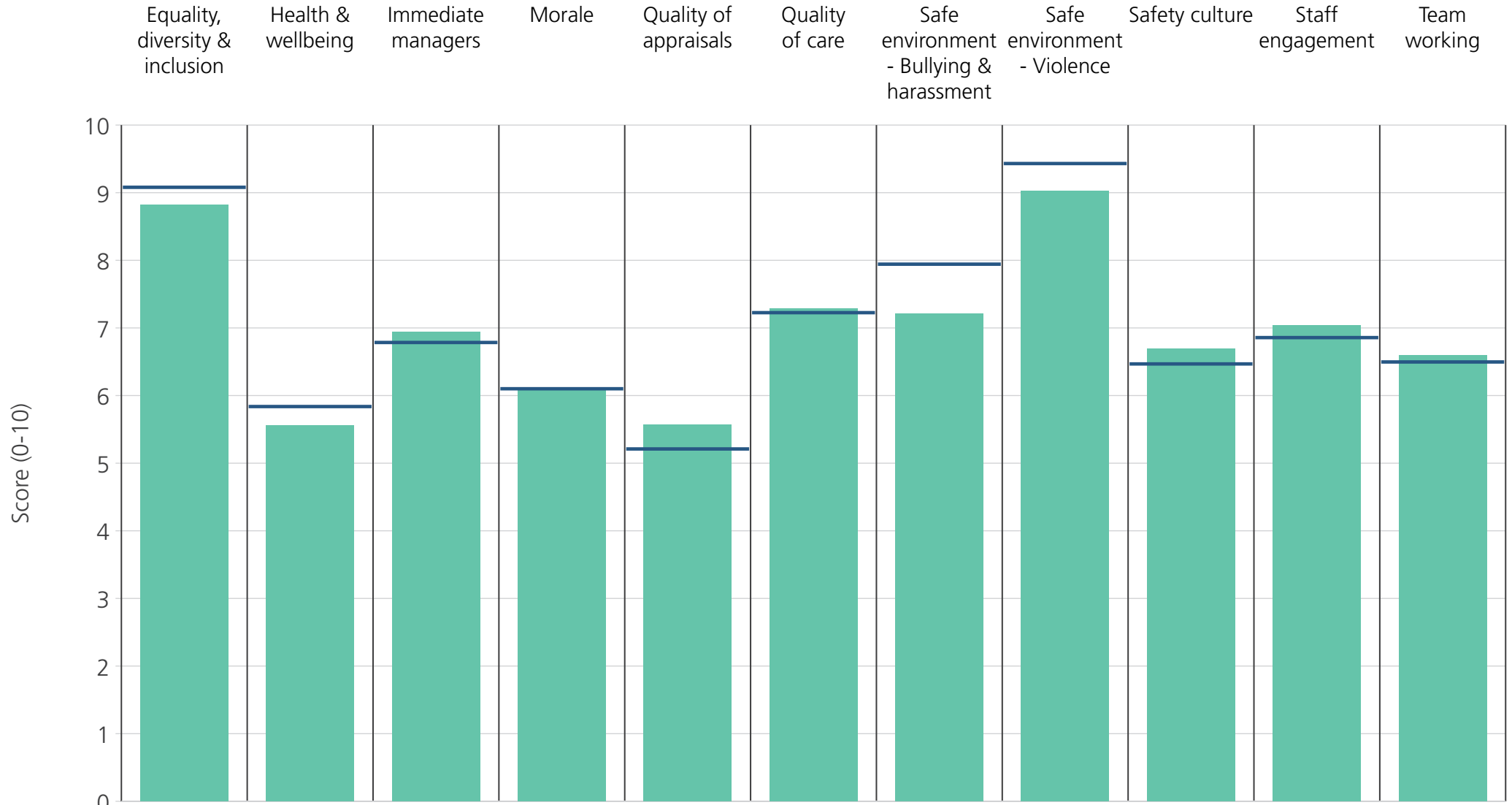




<b>Directorate</b>	9.4	5.4	6.2	5.9	4.9	7.3	8.8	9.9	6.3	6.6	6.3
<b>Your org</b>	9.1	5.8	6.8	6.1	5.2	7.2	7.9	9.4	6.5	6.9	6.5
<b>Responses</b>	148	150	150	150	130	144	150	150	150	150	149



<b>Directorate</b>	9.1	6.1	6.4	6.3	4.4	6.7	7.8	9.5	6.1	6.6	6.4
<b>Your org</b>	9.1	5.8	6.8	6.1	5.2	7.2	7.9	9.4	6.5	6.9	6.5
<b>Responses</b>	369	373	376	369	328	376	371	370	372	378	370



<b>Directorate</b>	8.8	5.6	6.9	6.1	5.6	7.3	7.2	9.0	6.7	7.0	6.6
<b>Your org</b>	9.1	5.8	6.8	6.1	5.2	7.2	7.9	9.4	6.5	6.9	6.5
<b>Responses</b>	1054	1060	1063	1052	961	1057	1056	1053	1058	1071	1056