

# Northumbria Healthcare NHS Foundation Trust

2019 NHS Staff Survey

**Directorate Report**

**Contents**

Introduction . . . . .	3
Themes – Directorates 1 . . . . .	4
319 MED Emergency Care and Medicine Business Unit . . . . .	5
319 COM Community Business Unit . . . . .	6
319 SUR Emergency Surgery & Elective Care Business Unit . . . . .	7
319 COR Corporate Services . . . . .	8
319 CLI Clinical Support . . . . .	9
319 CHI Child Health Directorate . . . . .	10
Themes – Directorates 2 . . . . .	11
Community . . . . .	12
North Tyneside General Hospital . . . . .	13
The Northumbria . . . . .	14
Wansbeck . . . . .	15
Cobalt . . . . .	16
Hexham . . . . .	17
Local Hospitals & AHPs . . . . .	18
Pharmacy . . . . .	19
Maternity . . . . .	20
CBX . . . . .	21
Radiology . . . . .	22
Community Dental . . . . .	23
Other . . . . .	24

This directorate report for Northumbria Healthcare NHS Foundation Trust contains results by directorate for themes from the 2019 NHS Staff Survey. These results are compared to the unweighted average for your organisation.

**Please note:** It is possible that there are differences between the 'Your org' scores reported in this directorate report and those in the benchmark report. This is because the results in the benchmark report are weighted to allow for fair comparisons between organisations of a similar type. However, in this report comparisons are made within your organisation so the unweighted organisation result is a more appropriate point of comparison.

The directorate breakdowns used in this report were provided and defined by Northumbria Healthcare NHS Foundation Trust. Details of how the theme scores were calculated are included in the Technical Document, available to download from our [results website](#).

## Key features

Breakdown type and **directorate name** are specified in the header. Black text in the header is hyperlinked: clicking on '2019 NHS Staff Survey Results' navigates back to the contents page.

Directorate results are presented in the context of the (unweighted) **organisation average ('Your org')**, so it is easy to tell if a directorate is performing better or worse than the organisation average. For all themes, a higher score is a better result than a lower score.

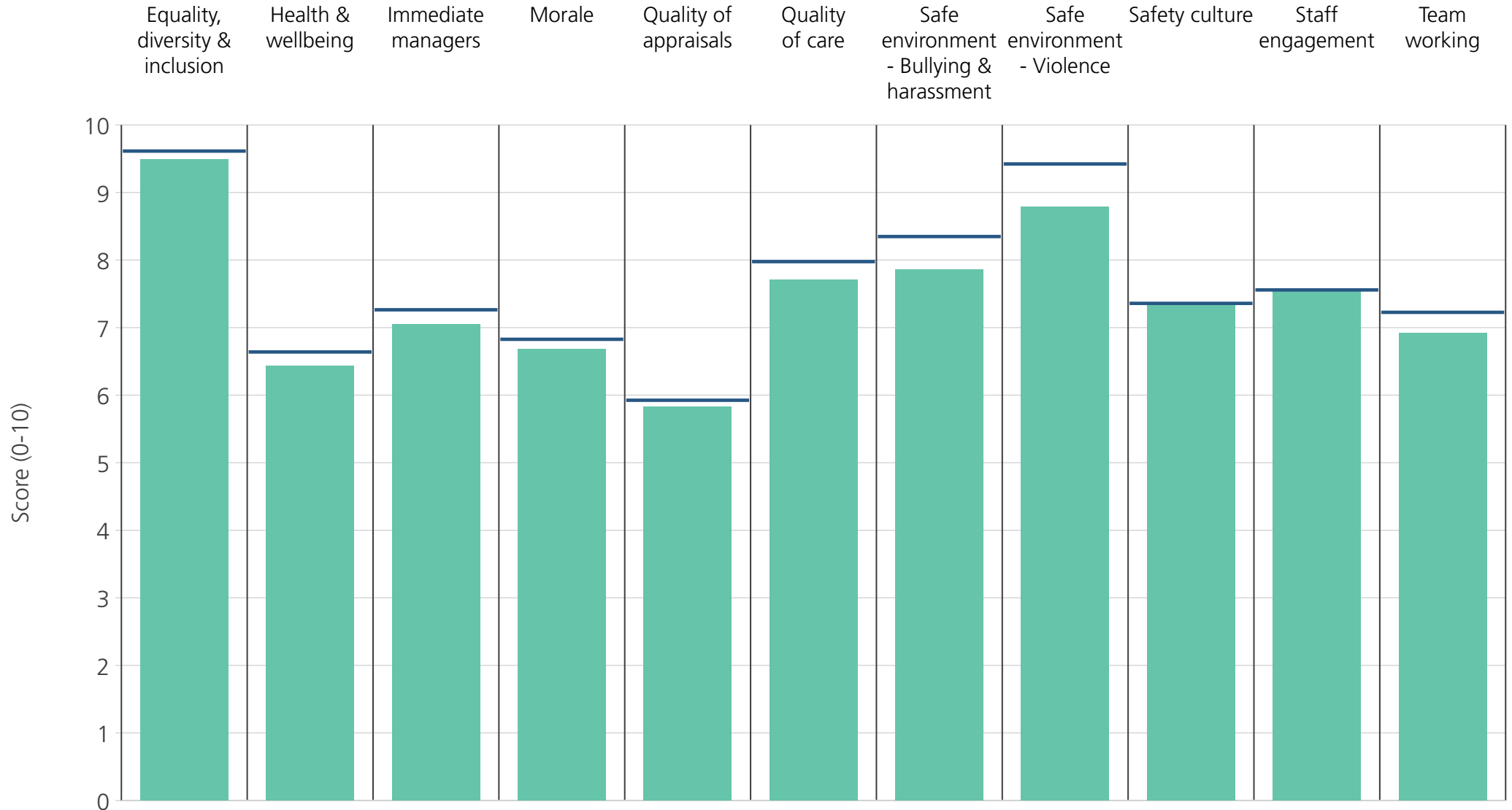
The **number of responses** feeding into each theme score **for the given directorate** is specified below the table containing the directorate and trust scores.



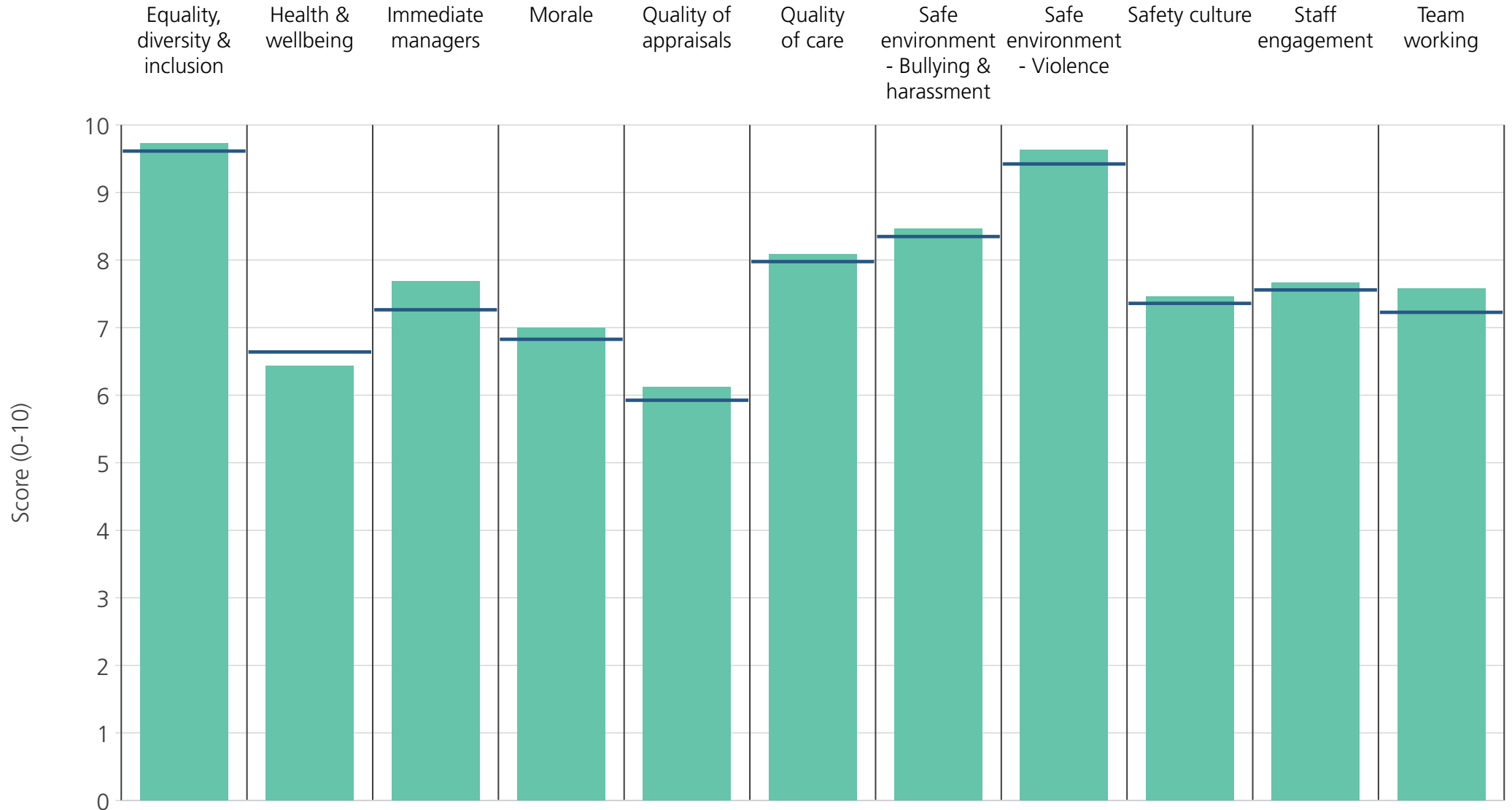
**! Note:** when there are less than 11 responses in a group, results are suppressed to protect staff confidentiality

# Directorates 1

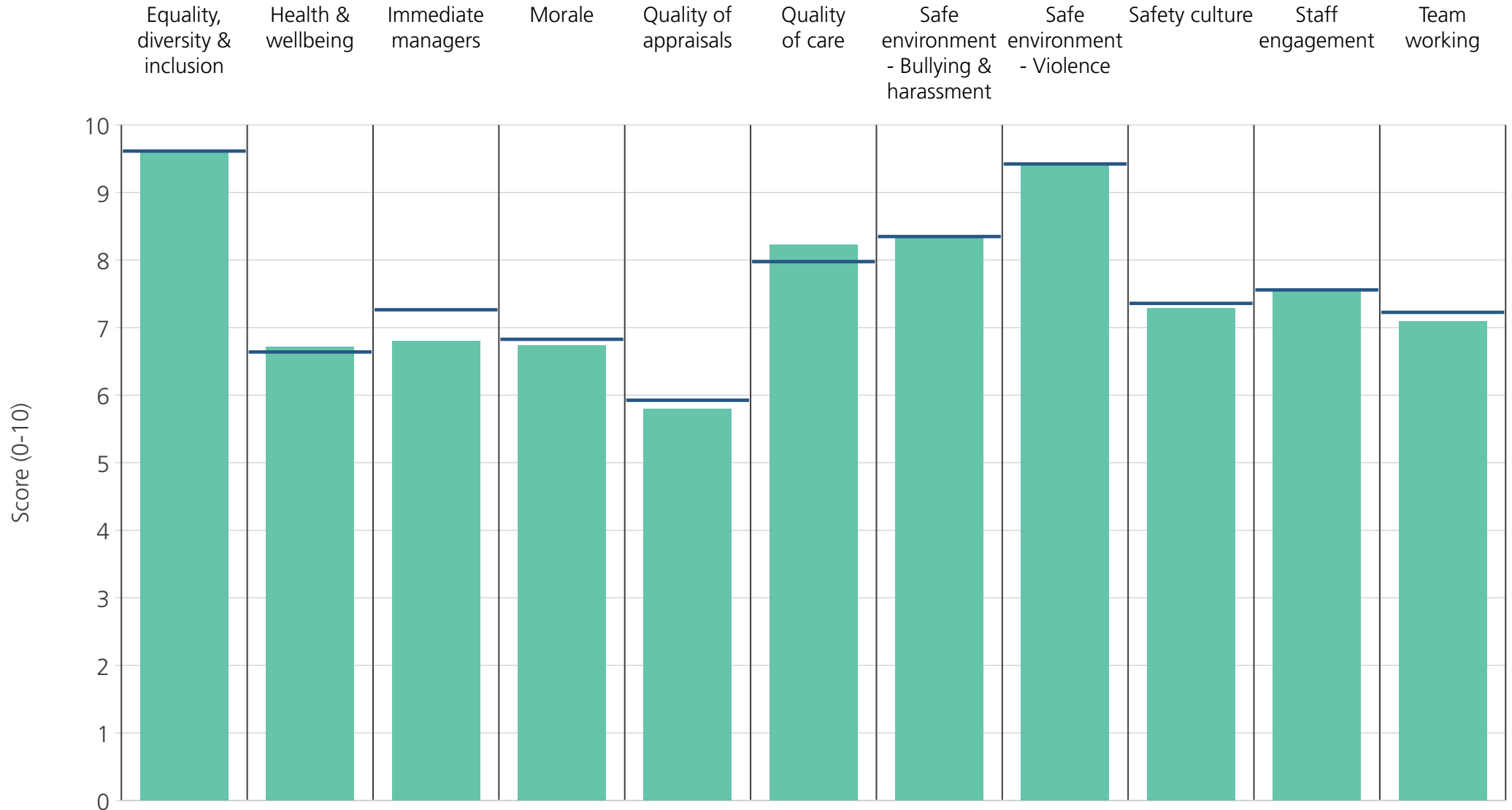
Northumbria Healthcare NHS Foundation Trust  
2019 NHS Staff Survey Results



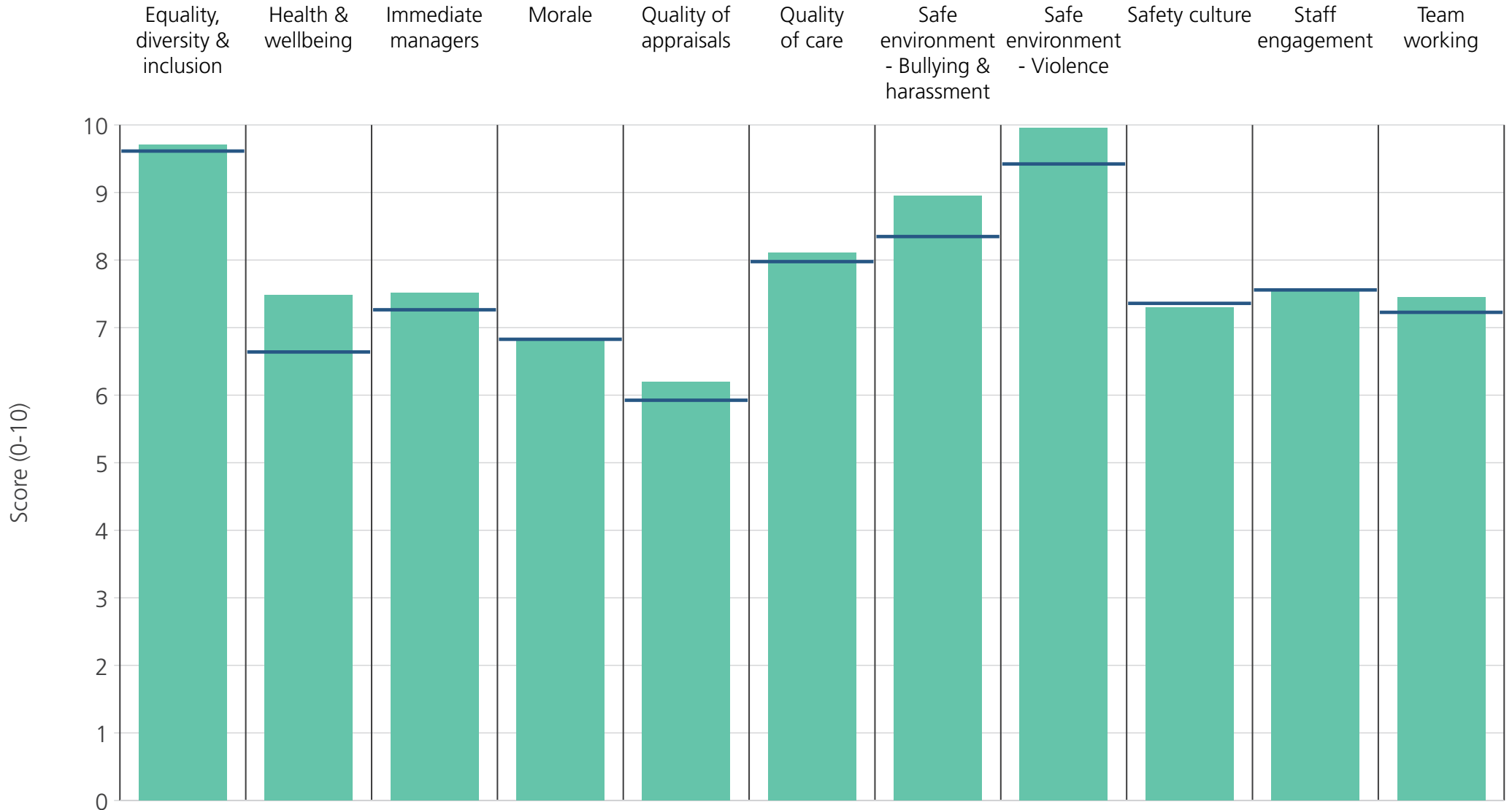
<b>Directorate</b>	9.5	6.4	7.0	6.7	5.8	7.7	7.9	8.8	7.4	7.5	6.9
<b>Your org</b>	9.6	6.6	7.3	6.8	5.9	8.0	8.3	9.4	7.4	7.6	7.2
<b>Responses</b>	249	249	250	248	225	241	247	248	248	250	246



<b>Directorate</b>	9.7	6.4	7.7	7.0	6.1	8.1	8.5	9.6	7.5	7.7	7.6
<b>Your org</b>	9.6	6.6	7.3	6.8	5.9	8.0	8.3	9.4	7.4	7.6	7.2
<b>Responses</b>	224	223	224	223	213	208	224	225	225	224	220

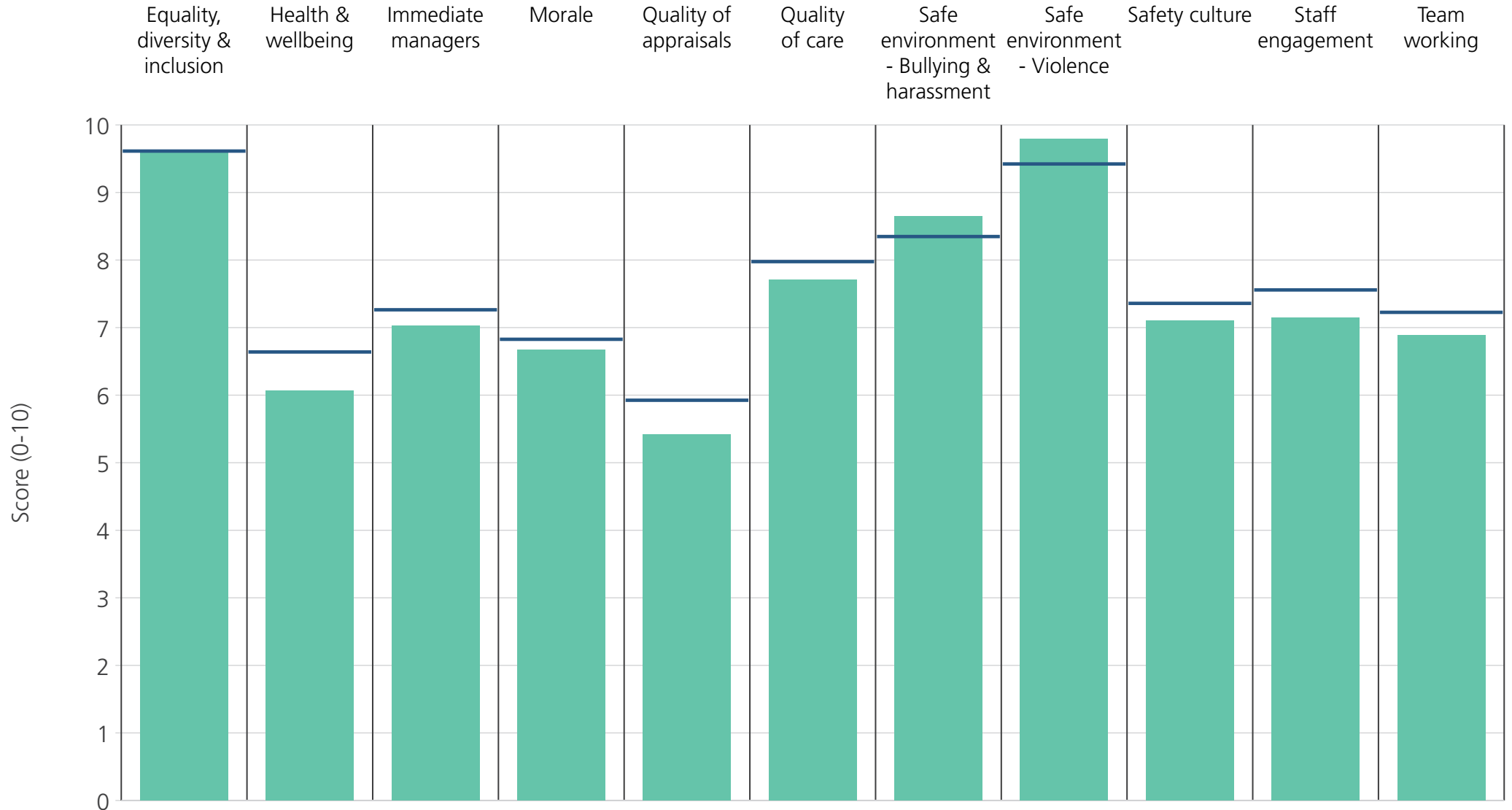


<b>Directorate</b>	9.6	6.7	6.8	6.7	5.8	8.2	8.3	9.4	7.3	7.6	7.1
<b>Your org</b>	9.6	6.6	7.3	6.8	5.9	8.0	8.3	9.4	7.4	7.6	7.2
<b>Responses</b>	182	181	182	182	154	176	180	180	181	183	178

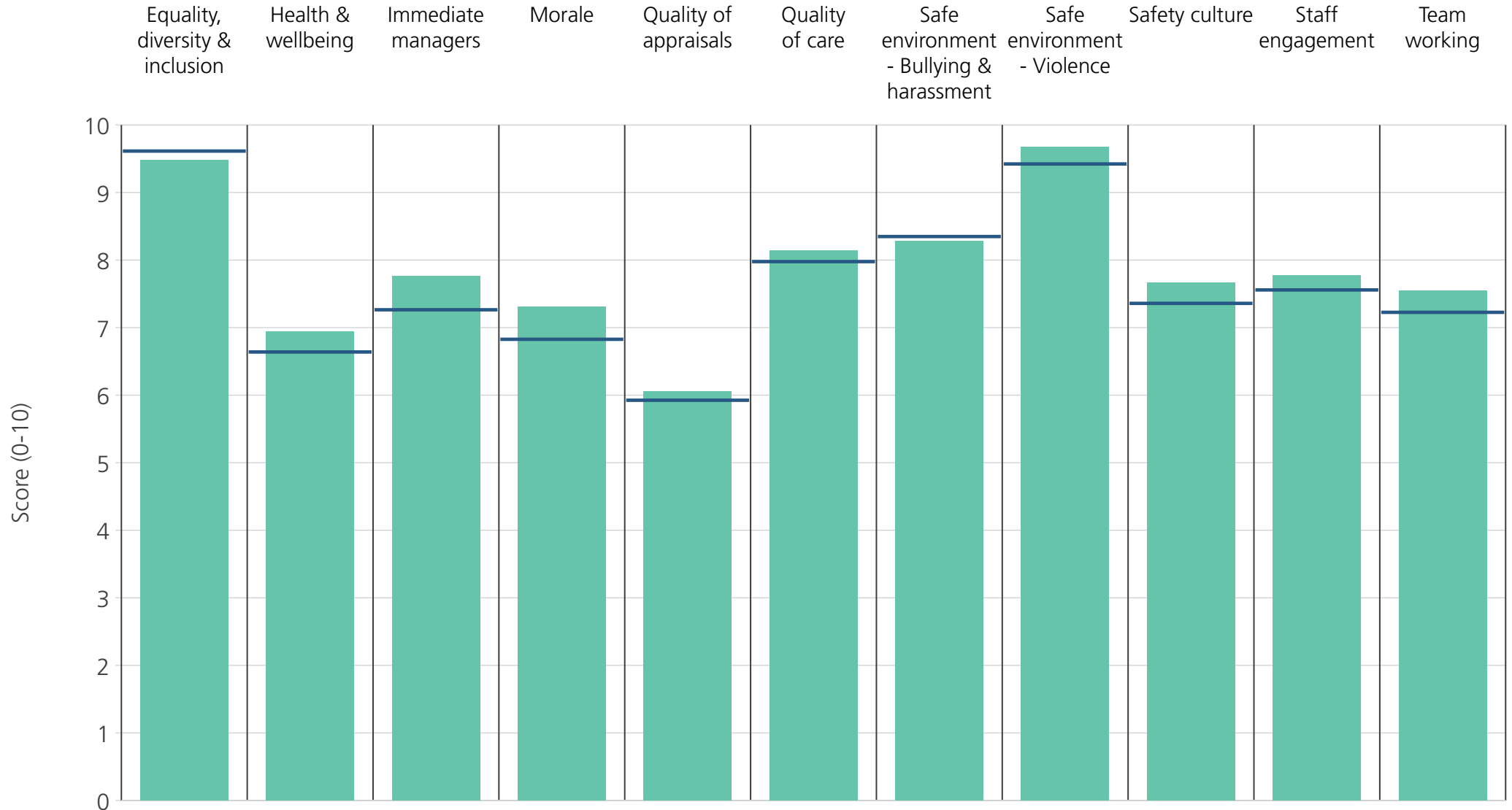


<b>Directorate</b>	9.7	7.5	7.5	6.8	6.2	8.1	8.9	9.9	7.3	7.6	7.5
<b>Your org</b>	9.6	6.6	7.3	6.8	5.9	8.0	8.3	9.4	7.4	7.6	7.2
<b>Responses</b>	131	131	131	131	118	75	130	131	130	131	131





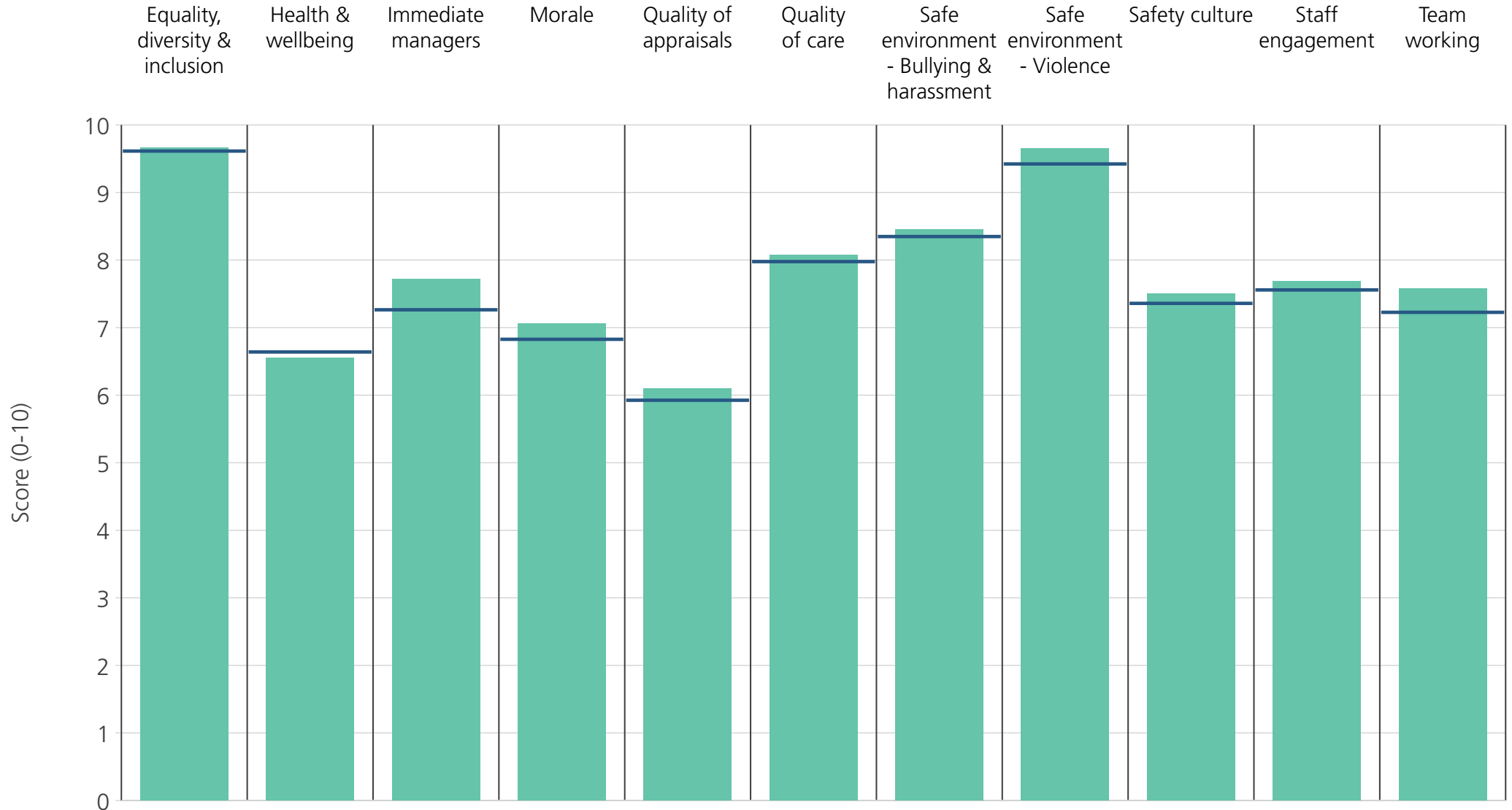
<b>Directorate</b>	9.6	6.1	7.0	6.7	5.4	7.7	8.6	9.8	7.1	7.2	6.9
<b>Your org</b>	9.6	6.6	7.3	6.8	5.9	8.0	8.3	9.4	7.4	7.6	7.2
<b>Responses</b>	81	80	81	80	74	75	81	81	81	81	81



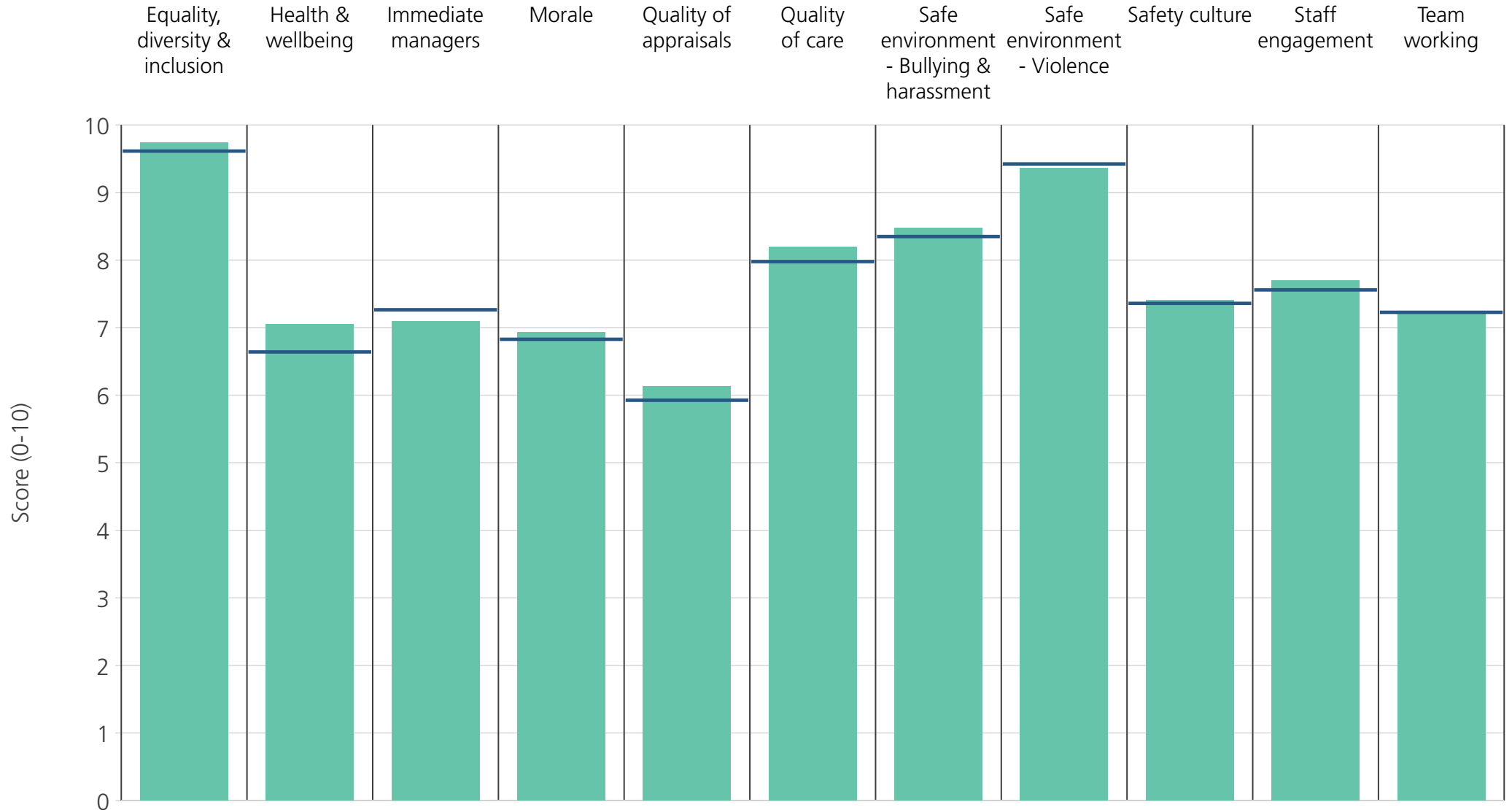
<b>Directorate</b>	9.5	6.9	7.8	7.3	6.1	8.1	8.3	9.7	7.7	7.8	7.5
<b>Your org</b>	9.6	6.6	7.3	6.8	5.9	8.0	8.3	9.4	7.4	7.6	7.2
<b>Responses</b>	61	61	61	60	56	57	60	61	60	61	61

# Directorates 2

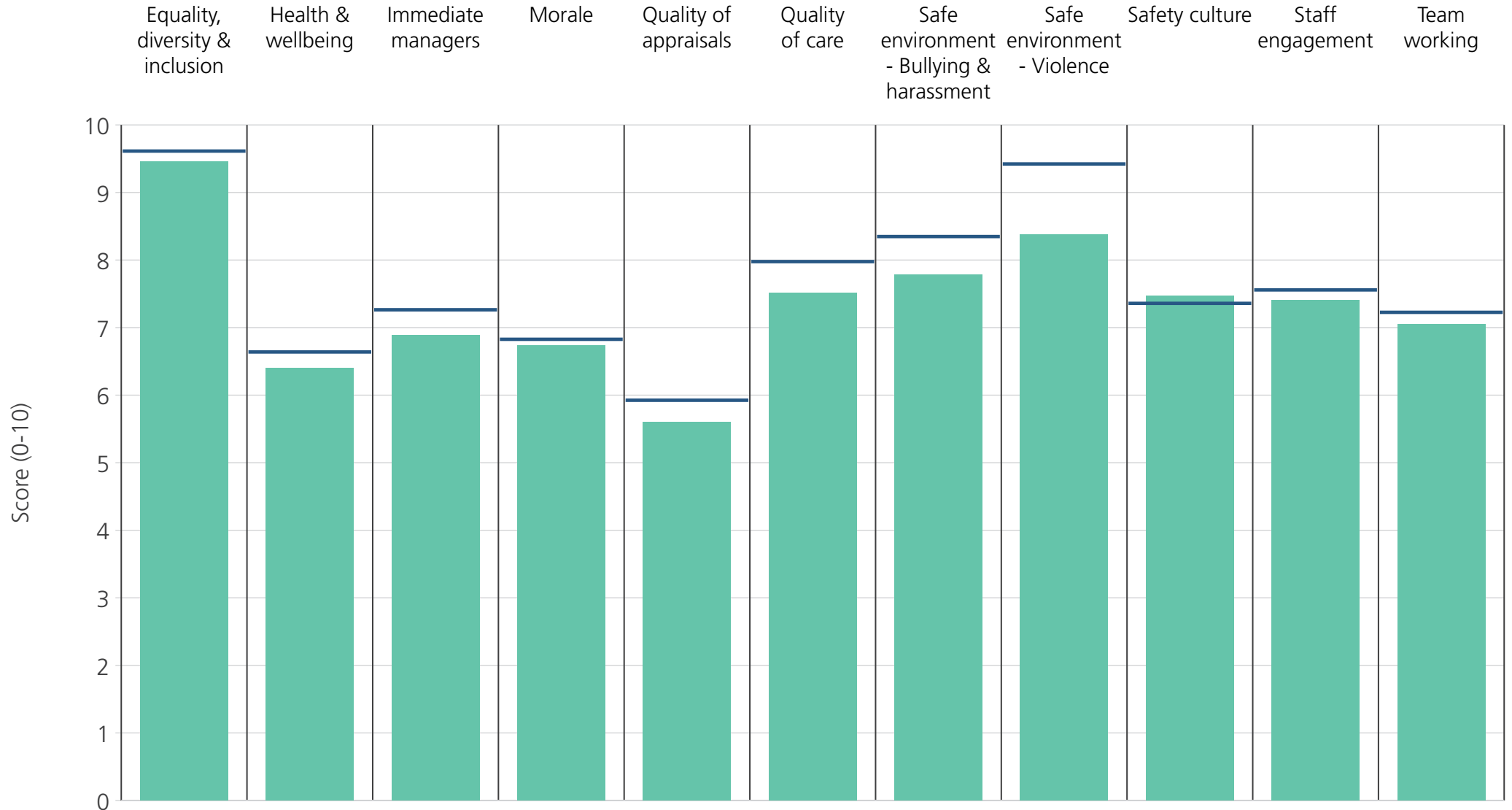
Northumbria Healthcare NHS Foundation Trust  
2019 NHS Staff Survey Results



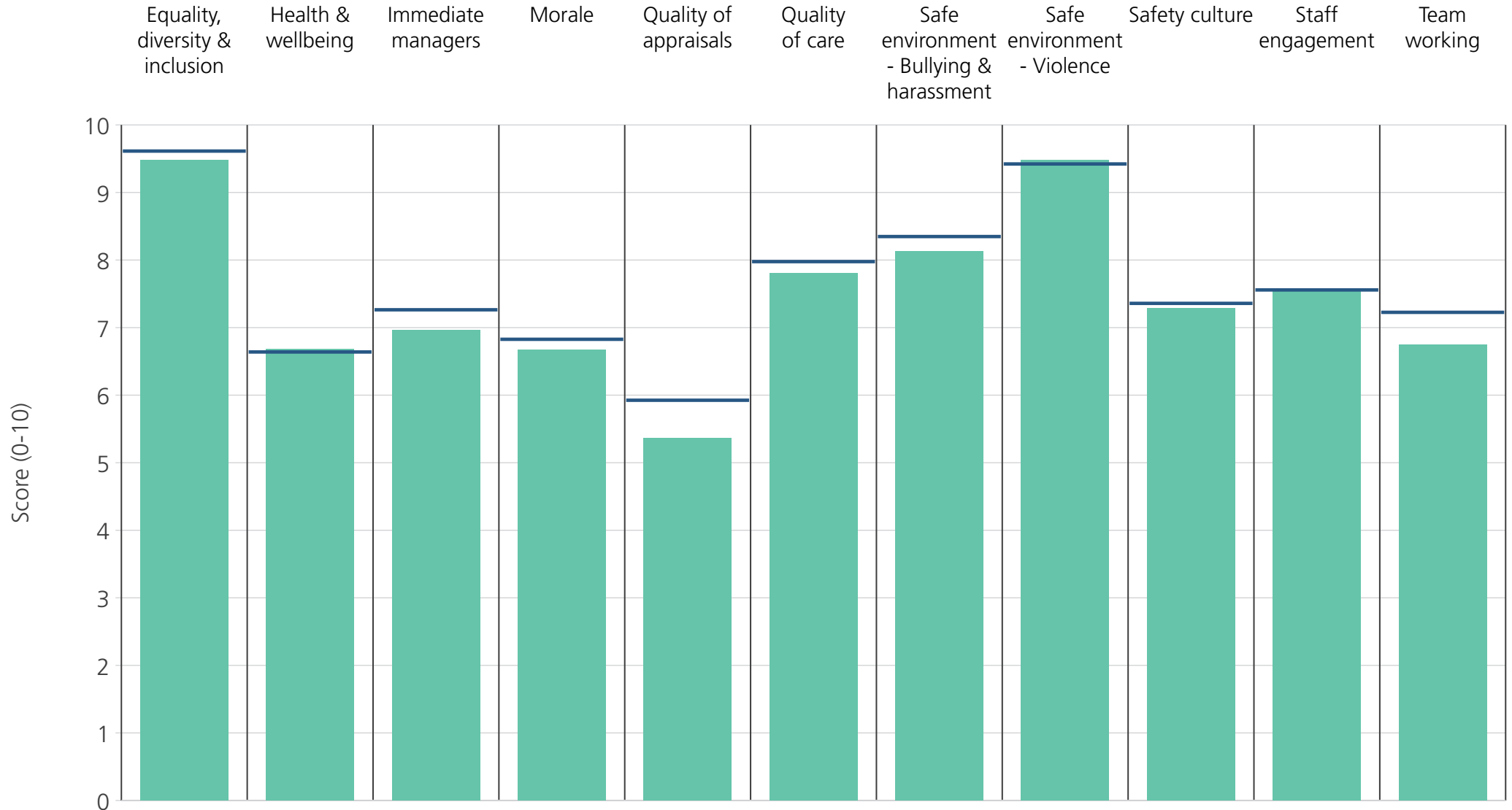
<b>Directorate</b>	9.7	6.6	7.7	7.1	6.1	8.1	8.4	9.6	7.5	7.7	7.6
<b>Your org</b>	9.6	6.6	7.3	6.8	5.9	8.0	8.3	9.4	7.4	7.6	7.2
<b>Responses</b>	274	273	274	272	259	254	273	275	274	274	270



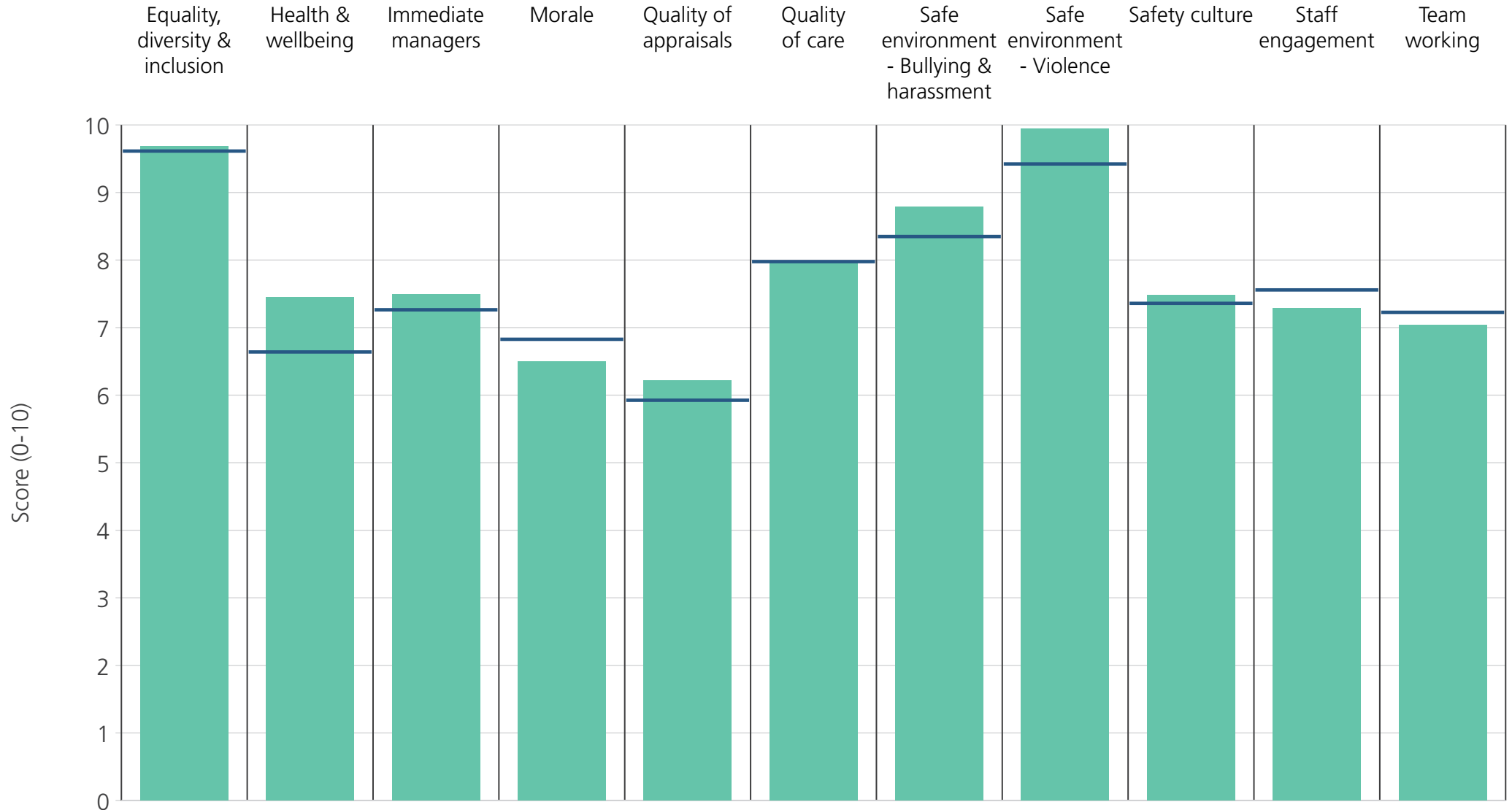
<b>Directorate</b>	9.7	7.0	7.1	6.9	6.1	8.2	8.5	9.4	7.4	7.7	7.2
<b>Your org</b>	9.6	6.6	7.3	6.8	5.9	8.0	8.3	9.4	7.4	7.6	7.2
<b>Responses</b>	173	173	173	172	158	156	171	172	172	173	172



<b>Directorate</b>	9.5	6.4	6.9	6.7	5.6	7.5	7.8	8.4	7.5	7.4	7.0
<b>Your org</b>	9.6	6.6	7.3	6.8	5.9	8.0	8.3	9.4	7.4	7.6	7.2
<b>Responses</b>	111	111	112	112	94	105	111	110	111	113	110

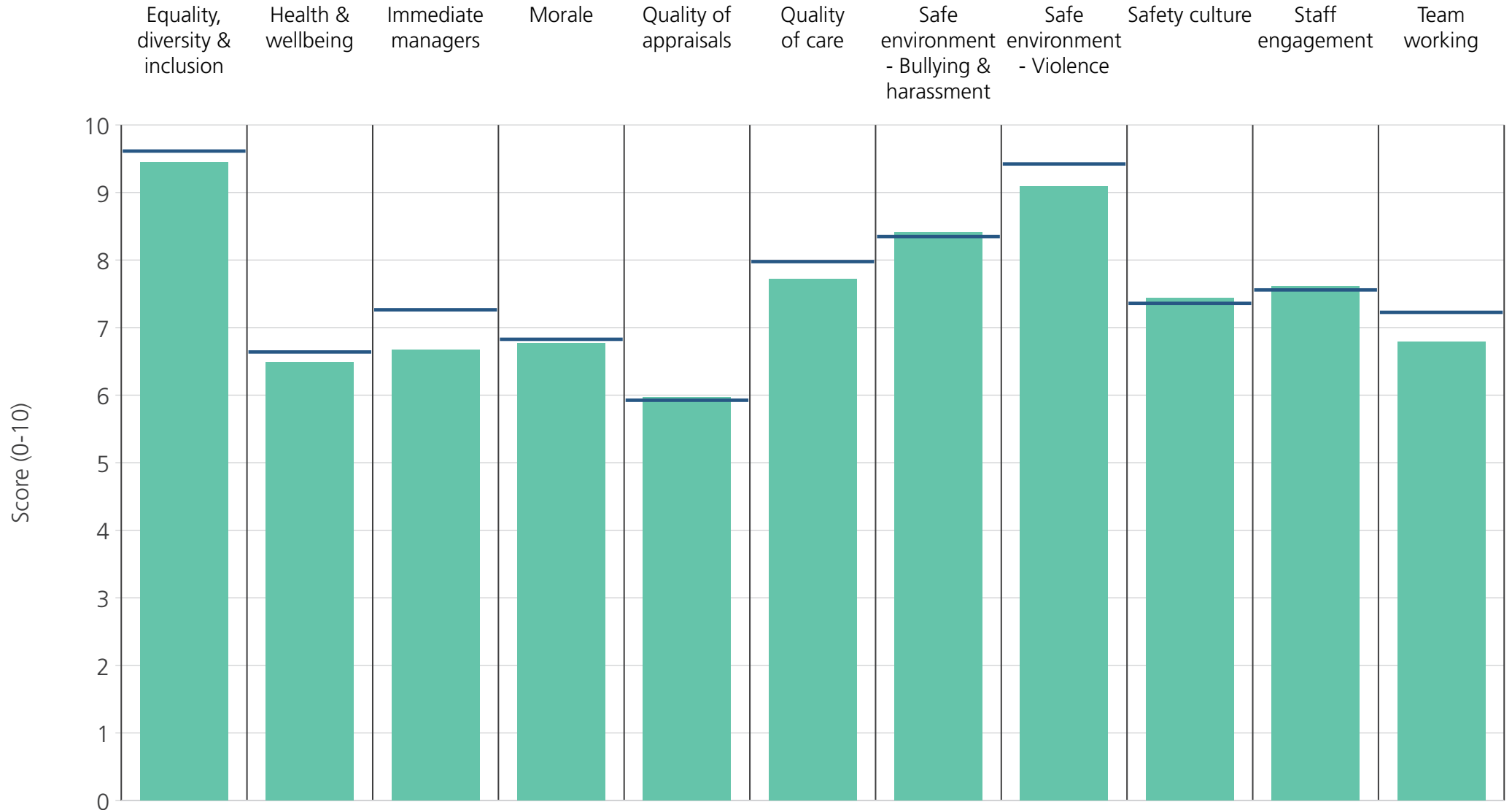


<b>Directorate</b>	9.5	6.7	7.0	6.7	5.4	7.8	8.1	9.5	7.3	7.5	6.8
<b>Your org</b>	9.6	6.6	7.3	6.8	5.9	8.0	8.3	9.4	7.4	7.6	7.2
<b>Responses</b>	102	101	102	101	95	96	100	102	102	102	100

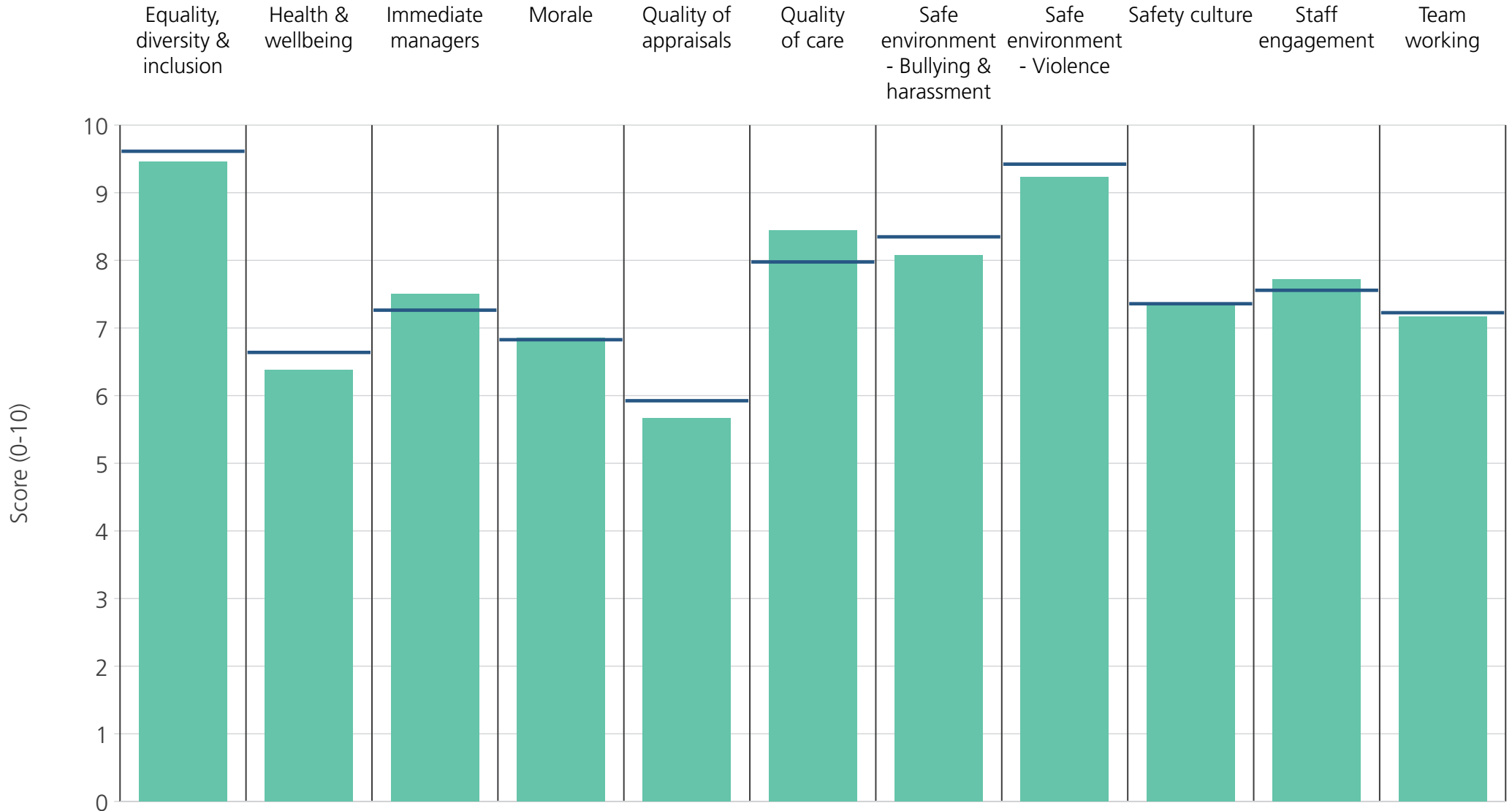


<b>Directorate</b>	9.7	7.5	7.5	6.5	6.2	8.0	8.8	9.9	7.5	7.3	7.0
<b>Your org</b>	9.6	6.6	7.3	6.8	5.9	8.0	8.3	9.4	7.4	7.6	7.2
<b>Responses</b>	64	64	64	64	54	34	63	64	64	64	62

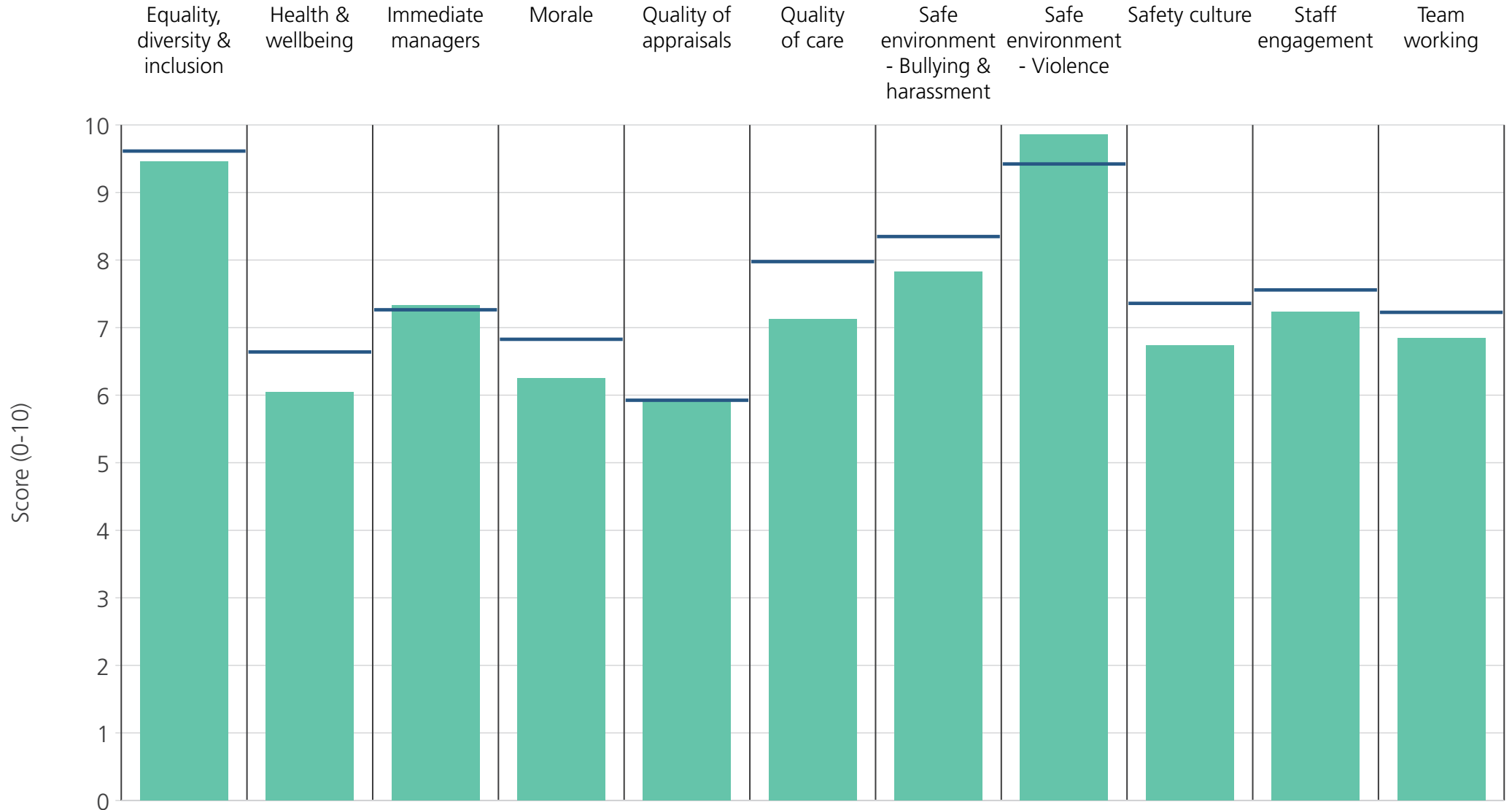




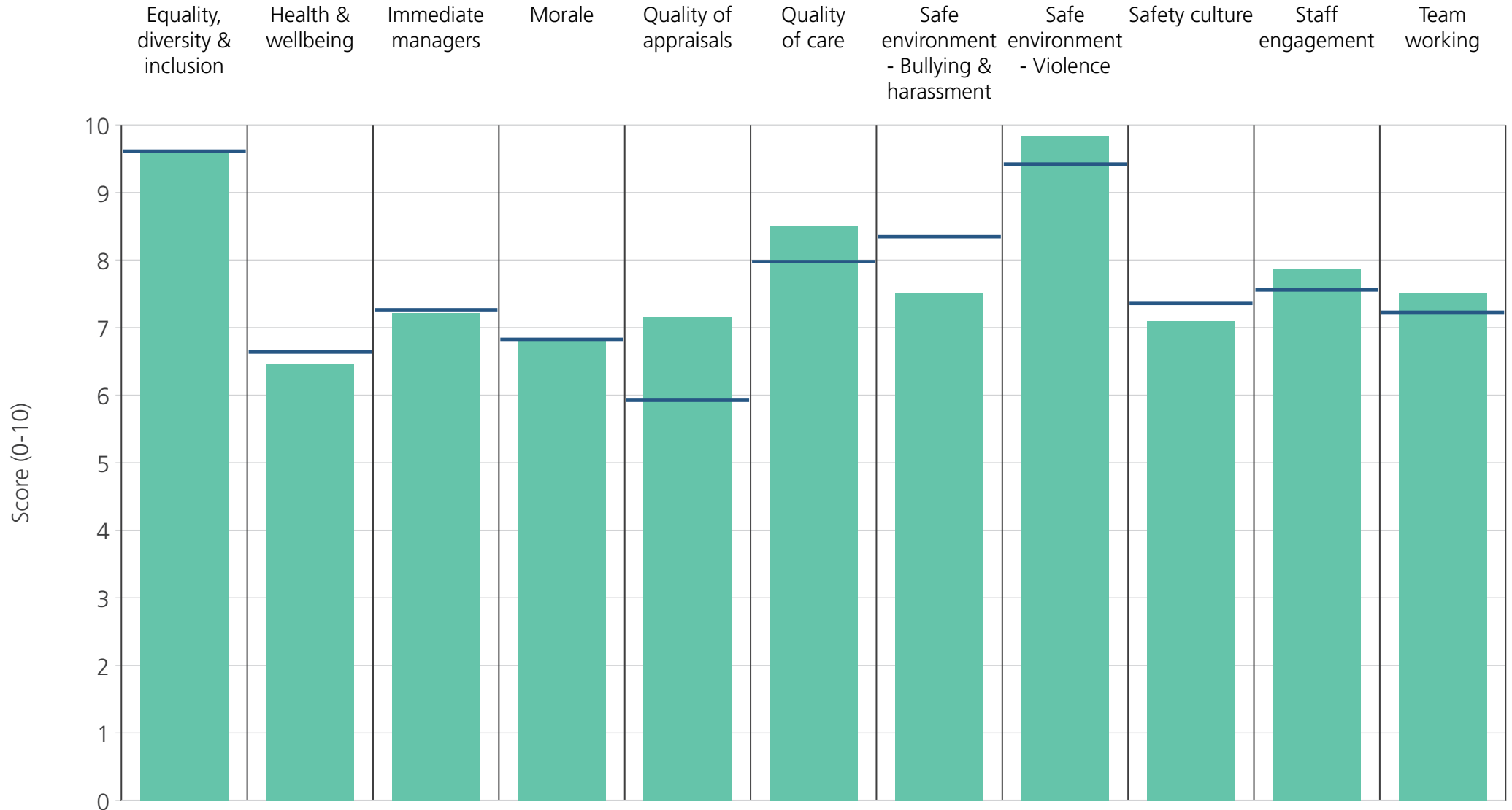
<b>Directorate</b>	9.5	6.5	6.7	6.8	6.0	7.7	8.4	9.1	7.4	7.6	6.8
<b>Your org</b>	9.6	6.6	7.3	6.8	5.9	8.0	8.3	9.4	7.4	7.6	7.2
<b>Responses</b>	44	44	44	44	40	43	44	44	44	44	44



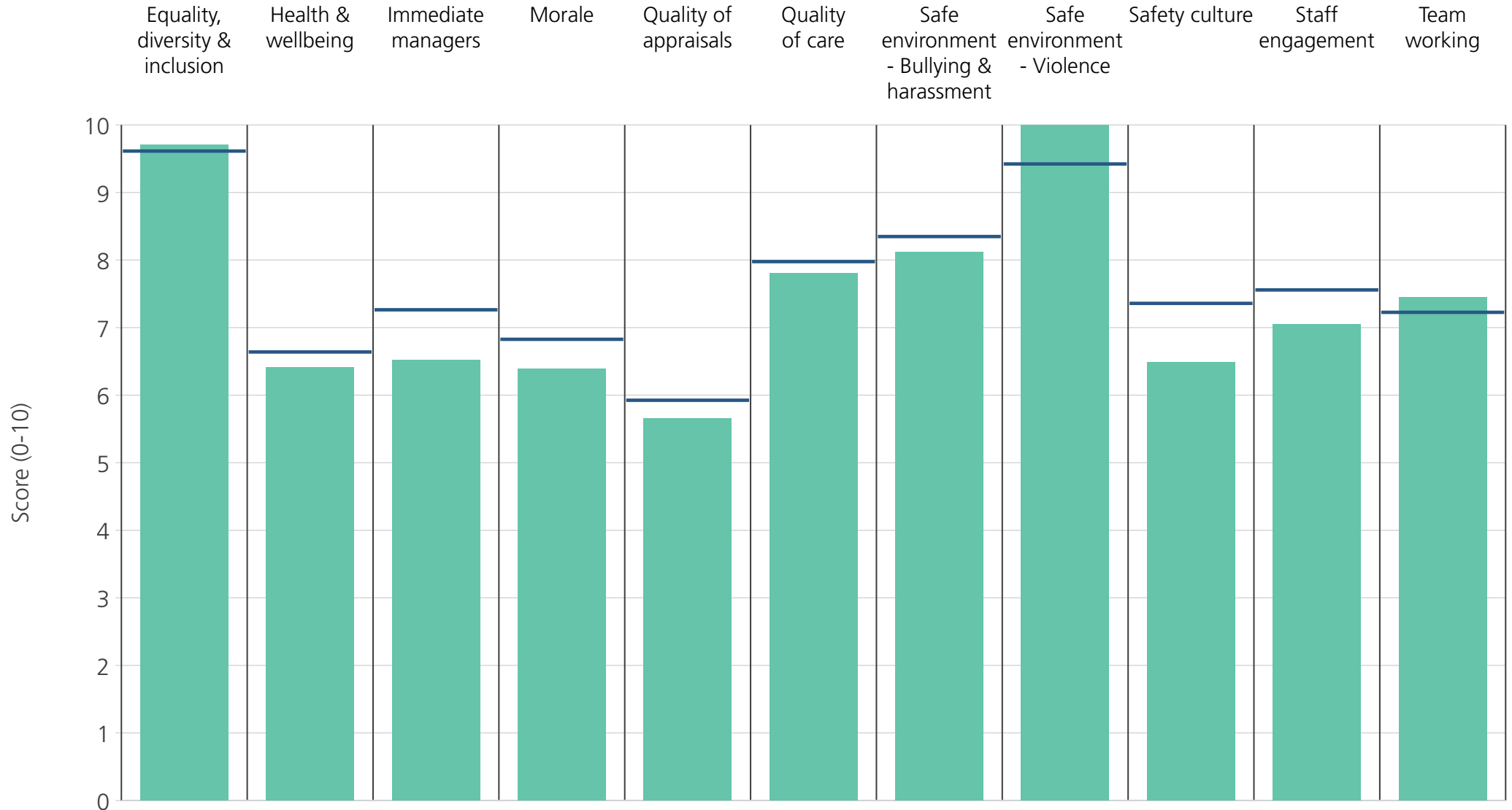
<b>Directorate</b>	9.5	6.4	7.5	6.9	5.7	8.4	8.1	9.2	7.3	7.7	7.2
<b>Your org</b>	9.6	6.6	7.3	6.8	5.9	8.0	8.3	9.4	7.4	7.6	7.2
<b>Responses</b>	26	26	26	26	22	24	26	26	26	26	26



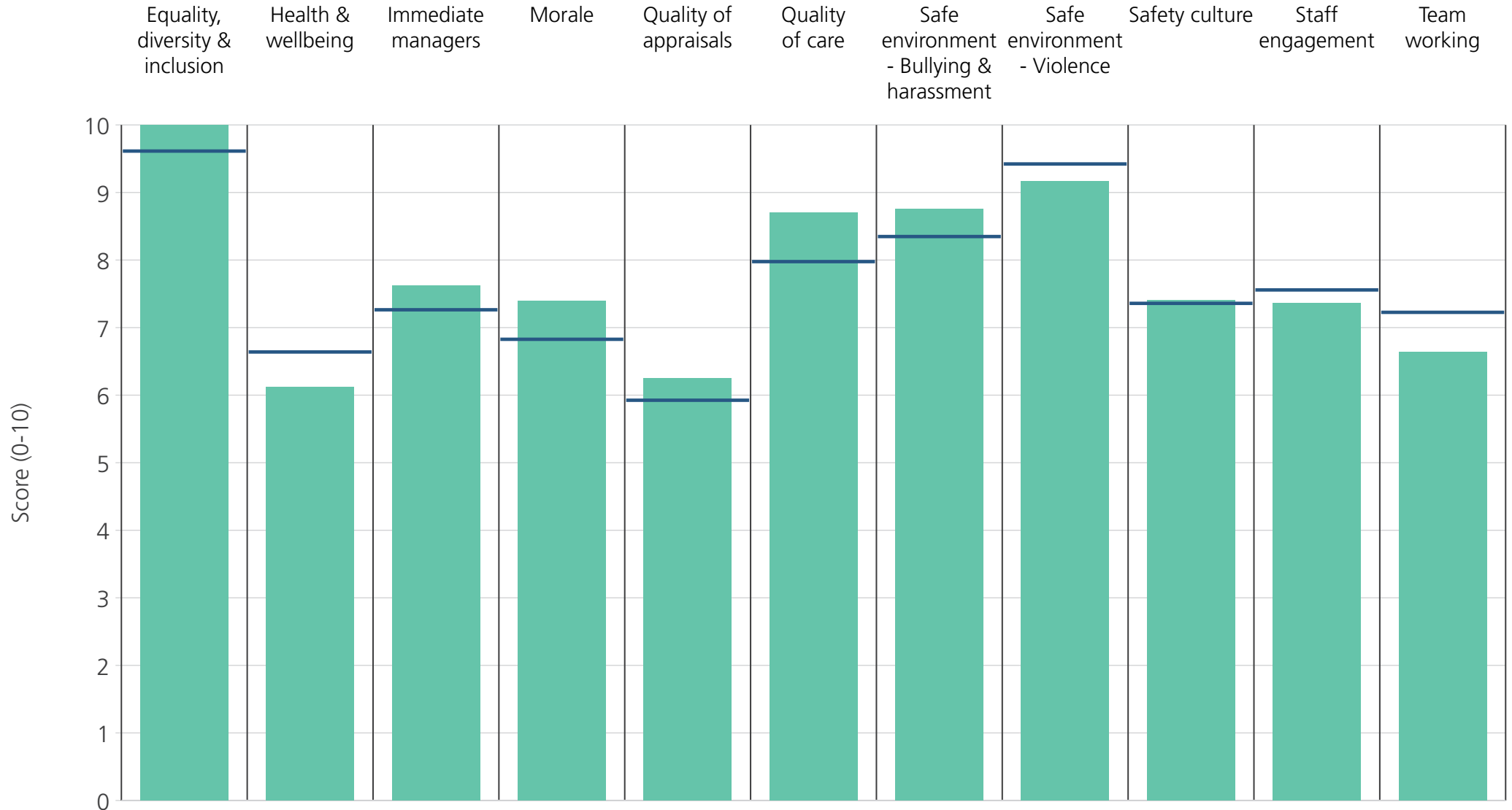
<b>Directorate</b>	9.5	6.0	7.3	6.3	5.9	7.1	7.8	9.9	6.7	7.2	6.8
<b>Your org</b>	9.6	6.6	7.3	6.8	5.9	8.0	8.3	9.4	7.4	7.6	7.2
<b>Responses</b>	23	23	23	23	19	22	23	23	23	23	23



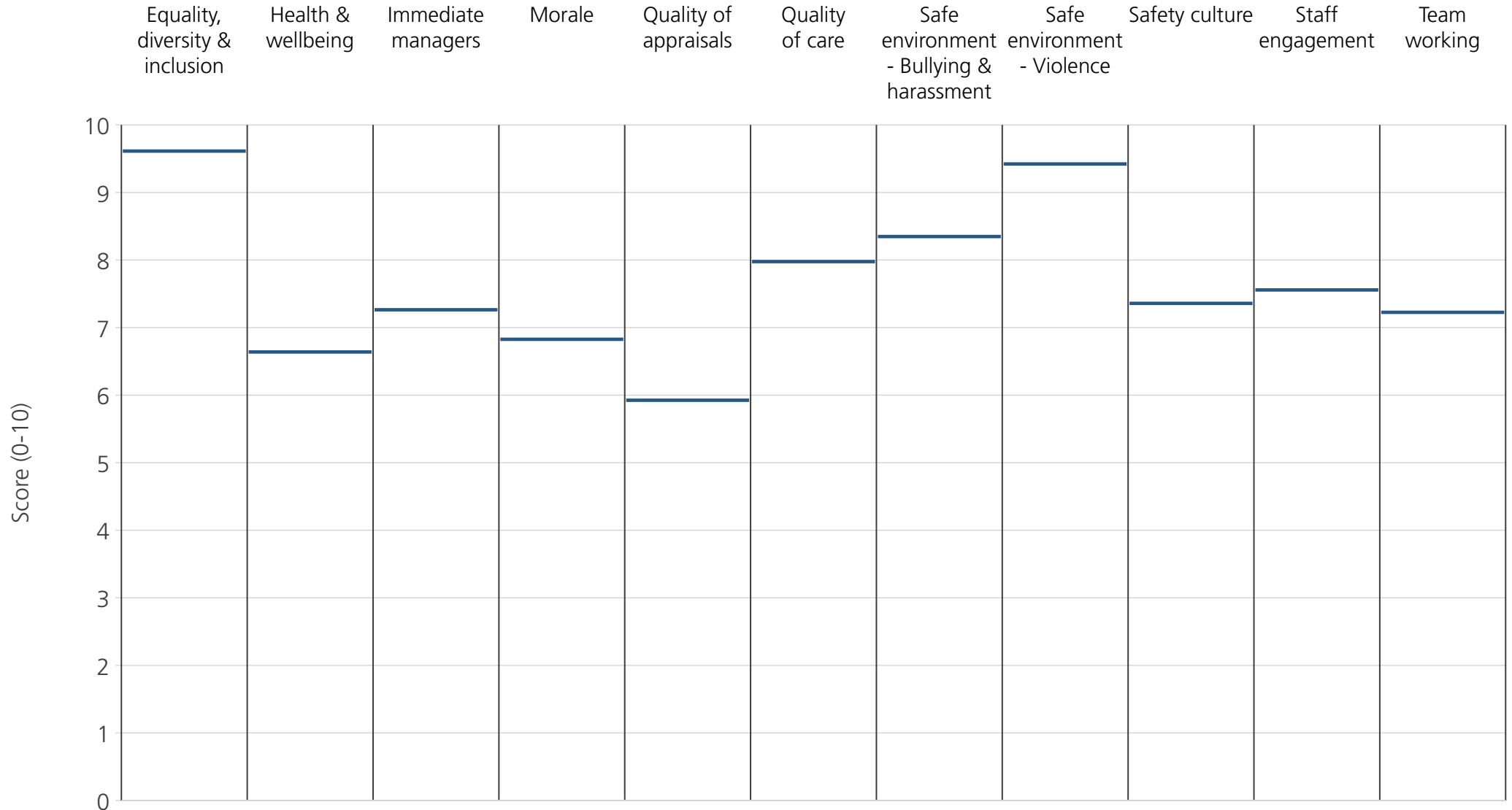
<b>Directorate</b>	9.6	6.4	7.2	6.8	7.1	8.5	7.5	9.8	7.1	7.9	7.5
<b>Your org</b>	9.6	6.6	7.3	6.8	5.9	8.0	8.3	9.4	7.4	7.6	7.2
<b>Responses</b>	20	20	20	20	14	20	20	19	20	20	20



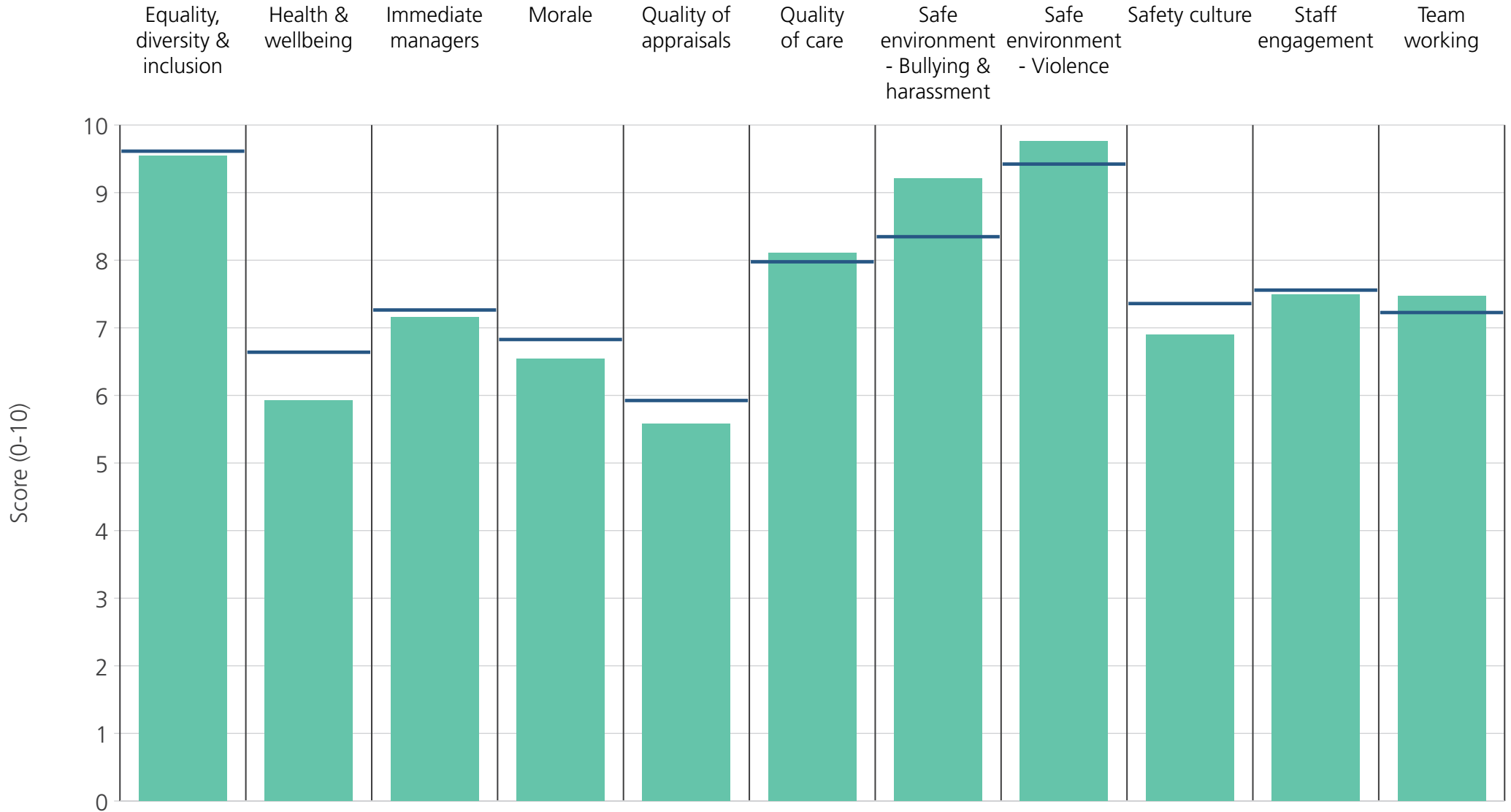
<b>Directorate</b>	9.7	6.4	6.5	6.4	5.7	7.8	8.1	10.0	6.5	7.1	7.4
<b>Your org</b>	9.6	6.6	7.3	6.8	5.9	8.0	8.3	9.4	7.4	7.6	7.2
<b>Responses</b>	23	23	23	23	23	15	23	23	22	23	23



<b>Directorate</b>	10.0	6.1	7.6	7.4	6.3	8.7	8.8	9.2	7.4	7.4	6.6
<b>Your org</b>	9.6	6.6	7.3	6.8	5.9	8.0	8.3	9.4	7.4	7.6	7.2
<b>Responses</b>	16	15	16	16	14	16	16	16	16	16	16



Directorate	9.6	6.6	7.3	6.8	5.9	8.0	8.3	9.4	7.4	7.6	7.2
<b>Your org</b>	9.6	6.6	7.3	6.8	5.9	8.0	8.3	9.4	7.4	7.6	7.2
<b>Responses</b>	10	10	10	9	9	10	10	10	9	10	9



<b>Directorate</b>	9.5	5.9	7.2	6.5	5.6	8.1	9.2	9.8	6.9	7.5	7.5
<b>Your org</b>	9.6	6.6	7.3	6.8	5.9	8.0	8.3	9.4	7.4	7.6	7.2
<b>Responses</b>	42	42	42	42	39	37	42	42	42	42	42