

# University Hospitals of Derby and Burton NHS Foundation Trust

2019 NHS Staff Survey

**Directorate Report**

**Contents**

Introduction . . . . .	3	Medical Directors Office . . . . .	26
Themes – Directorates 1 . . . . .	4	Pharmacy . . . . .	27
Medicine . . . . .	5	Acute Medicine Burton . . . . .	28
Cancer, Diagnostics & Clinical Support . . . . .	6	Workforce Management . . . . .	29
Surgery . . . . .	7	Finance . . . . .	30
Trust Wide Services . . . . .	8	Surgery Management . . . . .	31
Womens & Childrens . . . . .	9	Strategy & Integration . . . . .	32
Themes – Directorates 2 . . . . .	10	Private Healthcare . . . . .	33
Anaesthetics & Theatres . . . . .	11	Other . . . . .	34
Specialist Medicine 1 . . . . .	12		
Specialist Medicine 2 . . . . .	13		
Nursing & Facilities . . . . .	14		
Maternity & Gynaecology . . . . .	15		
Imaging . . . . .	16		
Therapies and Specialist Rehab . . . . .	17		
Acute Medicine Derby . . . . .	18		
Cancer . . . . .	19		
Chief Operating Officer . . . . .	20		
Paediatrics . . . . .	21		
Trauma & Orthopaedics . . . . .	22		
General Surgery & Urology . . . . .	23		
Derbyshire Pathology . . . . .	24		
Head, Neck, Eyes & Plastics . . . . .	25		

This directorate report for University Hospitals of Derby and Burton NHS Foundation Trust contains results by directorate for themes from the 2019 NHS Staff Survey. These results are compared to the unweighted average for your organisation.

**Please note:** It is possible that there are differences between the 'Your org' scores reported in this directorate report and those in the benchmark report. This is because the results in the benchmark report are weighted to allow for fair comparisons between organisations of a similar type. However, in this report comparisons are made within your organisation so the unweighted organisation result is a more appropriate point of comparison.

The directorate breakdowns used in this report were provided and defined by University Hospitals of Derby and Burton NHS Foundation Trust. Details of how the theme scores were calculated are included in the Technical Document, available to download from our [results website](#).

## Key features

Breakdown type and **directorate name** are specified in the header. Black text in the header is hyperlinked: clicking on '2019 NHS Staff Survey Results' navigates back to the contents page.

Directorate results are presented in the context of the (unweighted) **organisation average ('Your org')**, so it is easy to tell if a directorate is performing better or worse than the organisation average. For all themes, a higher score is a better result than a lower score.

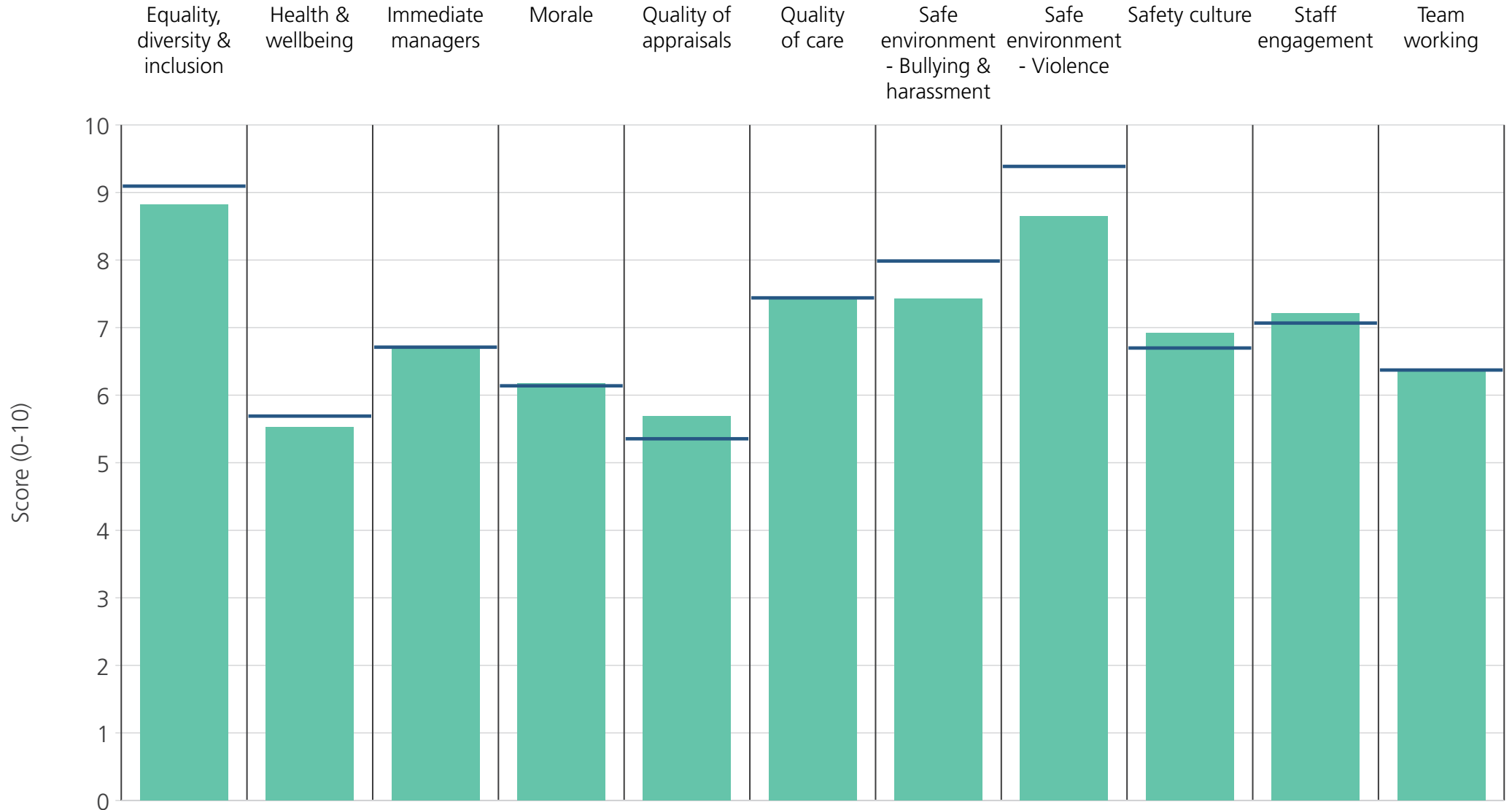
The **number of responses** feeding into each theme score **for the given directorate** is specified below the table containing the directorate and trust scores.



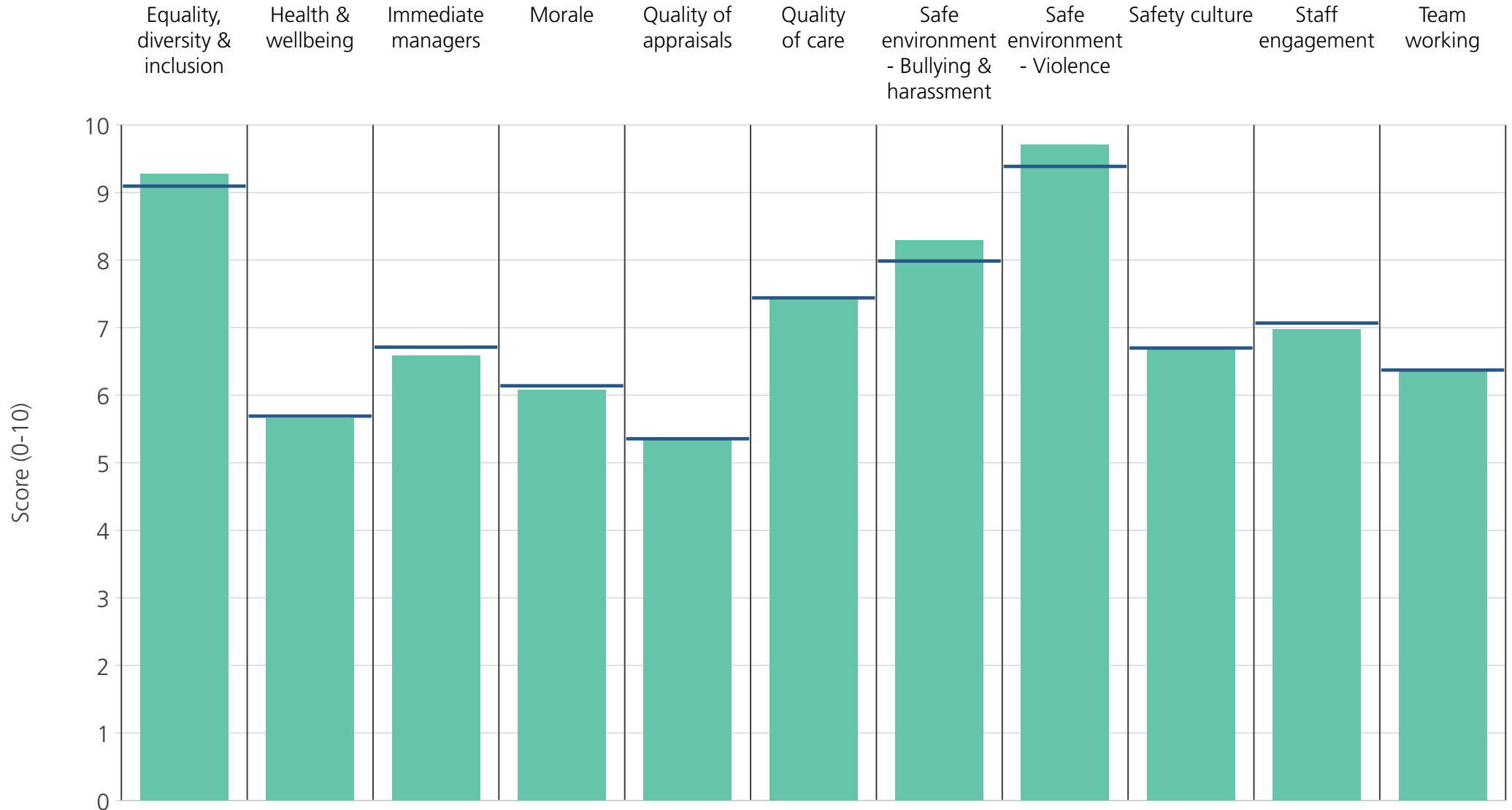
**! Note:** when there are less than 11 responses in a group, results are suppressed to protect staff confidentiality

# Directorates 1

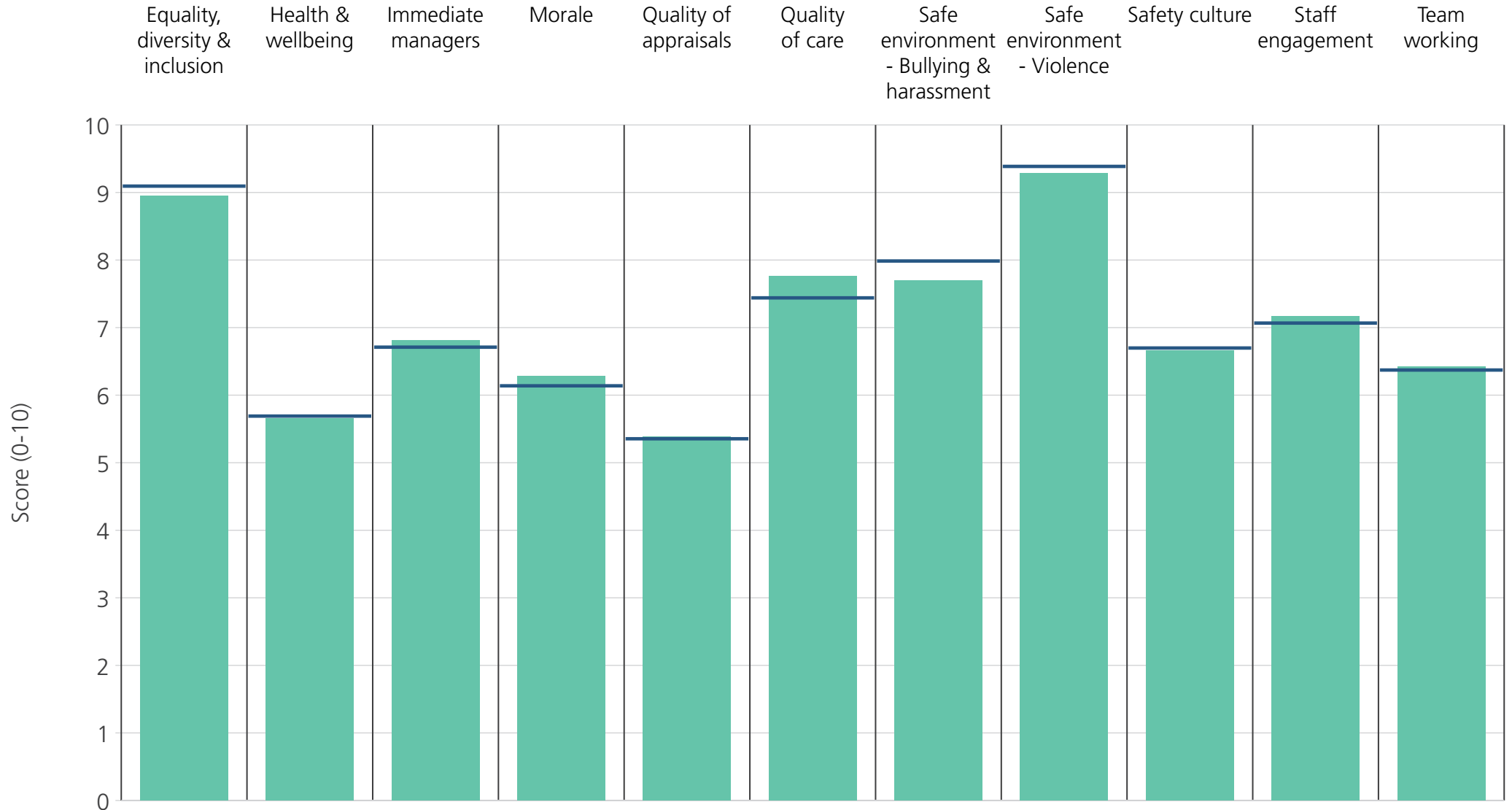
University Hospitals of Derby and Burton NHS Foundation Trust  
2019 NHS Staff Survey Results



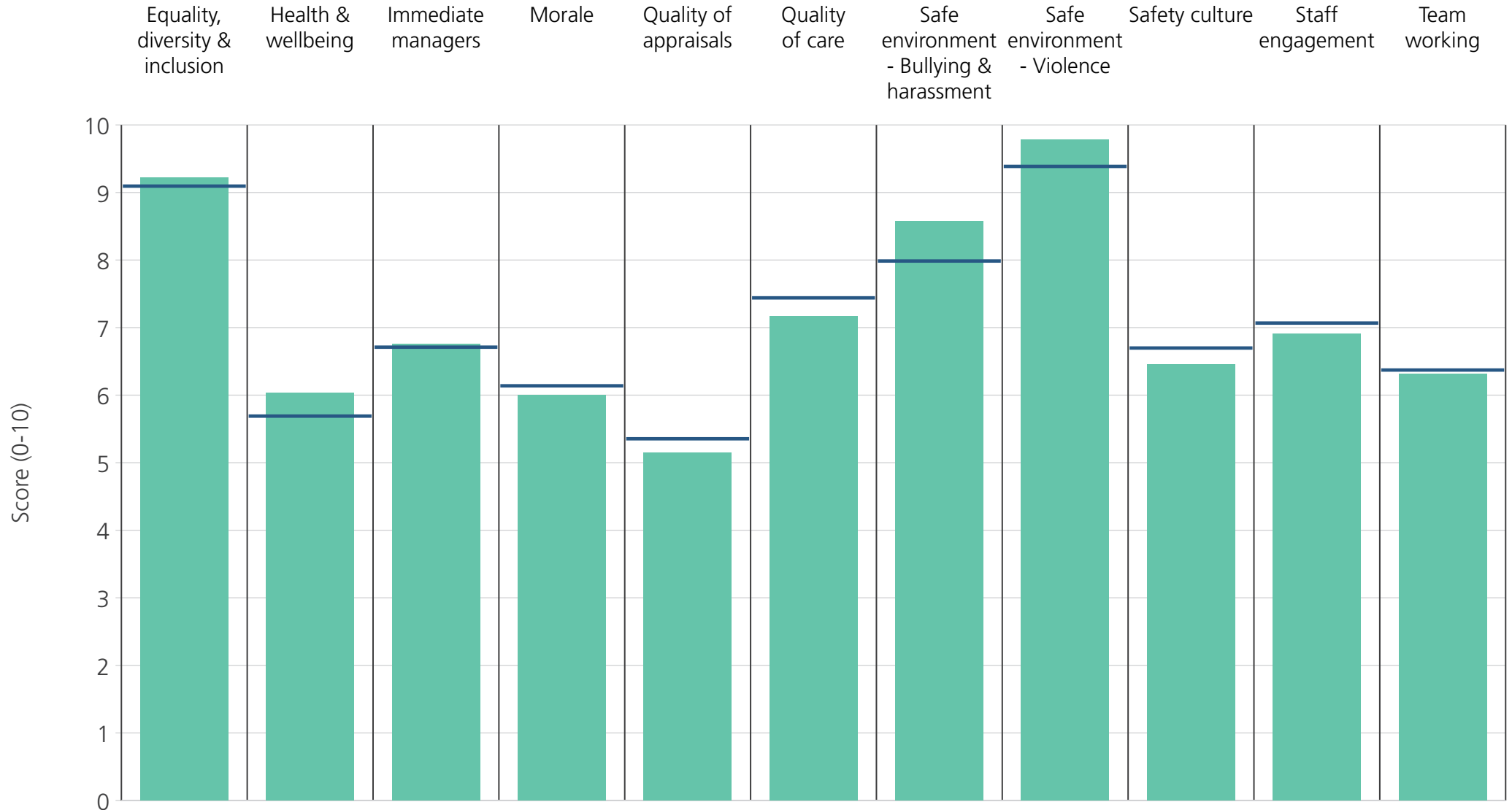
<b>Directorate</b>	8.8	5.5	6.7	6.2	5.7	7.4	7.4	8.6	6.9	7.2	6.4
<b>Your org</b>	9.1	5.7	6.7	6.1	5.4	7.4	8.0	9.4	6.7	7.1	6.4
<b>Responses</b>	1242	1248	1247	1210	984	1211	1228	1235	1231	1267	1250



<b>Directorate</b>	9.3	5.7	6.6	6.1	5.4	7.4	8.3	9.7	6.7	7.0	6.4
<b>Your org</b>	9.1	5.7	6.7	6.1	5.4	7.4	8.0	9.4	6.7	7.1	6.4
<b>Responses</b>	1489	1490	1500	1475	1258	1442	1476	1484	1485	1515	1486

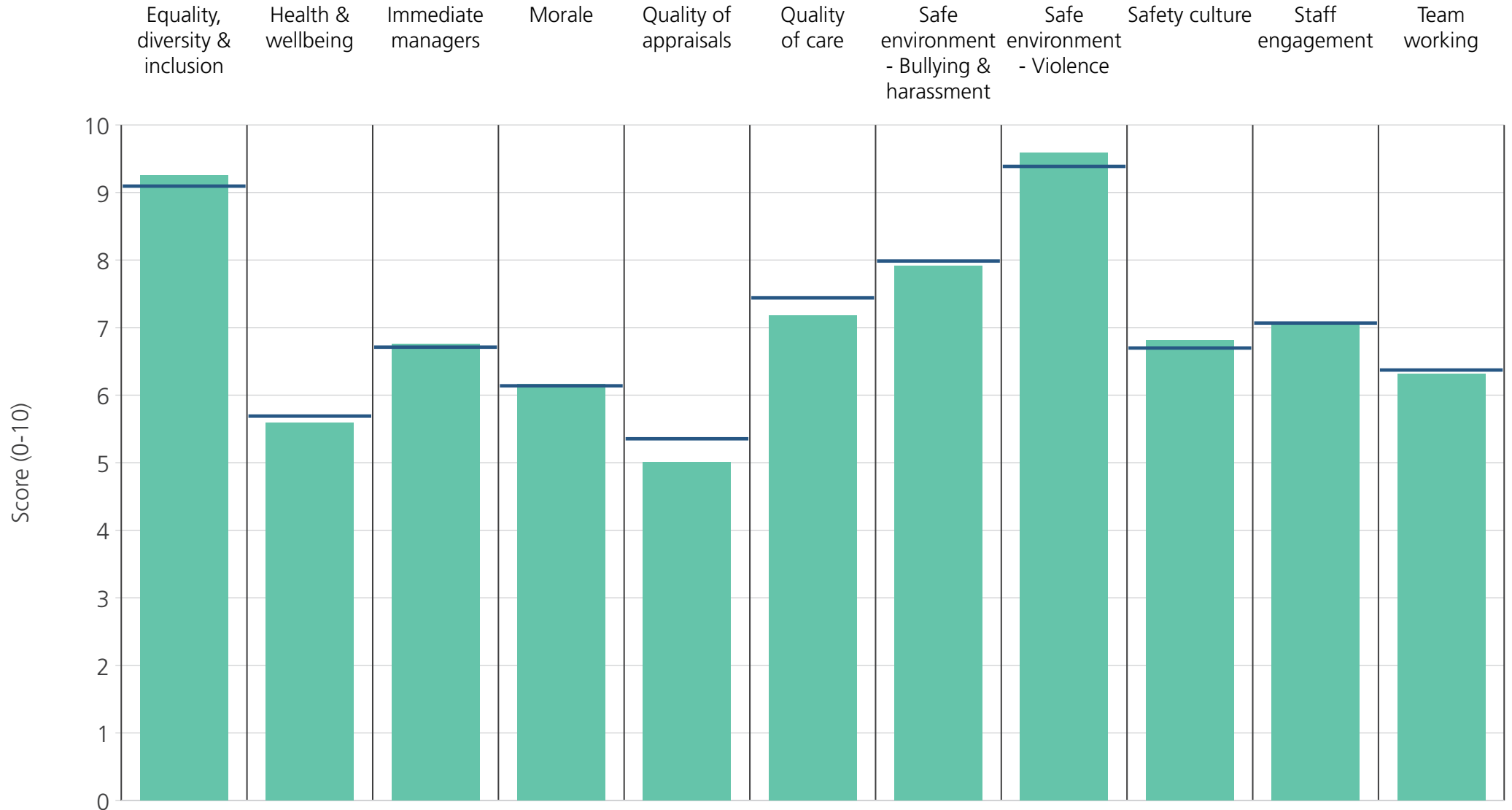


<b>Directorate</b>	9.0	5.7	6.8	6.3	5.4	7.8	7.7	9.3	6.7	7.2	6.4
<b>Your org</b>	9.1	5.7	6.7	6.1	5.4	7.4	8.0	9.4	6.7	7.1	6.4
<b>Responses</b>	1256	1266	1266	1238	1063	1231	1248	1254	1256	1283	1264



<b>Directorate</b>	9.2	6.0	6.8	6.0	5.2	7.2	8.6	9.8	6.5	6.9	6.3
<b>Your org</b>	9.1	5.7	6.7	6.1	5.4	7.4	8.0	9.4	6.7	7.1	6.4
<b>Responses</b>	1096	1101	1102	1077	897	715	1089	1096	1086	1112	1087

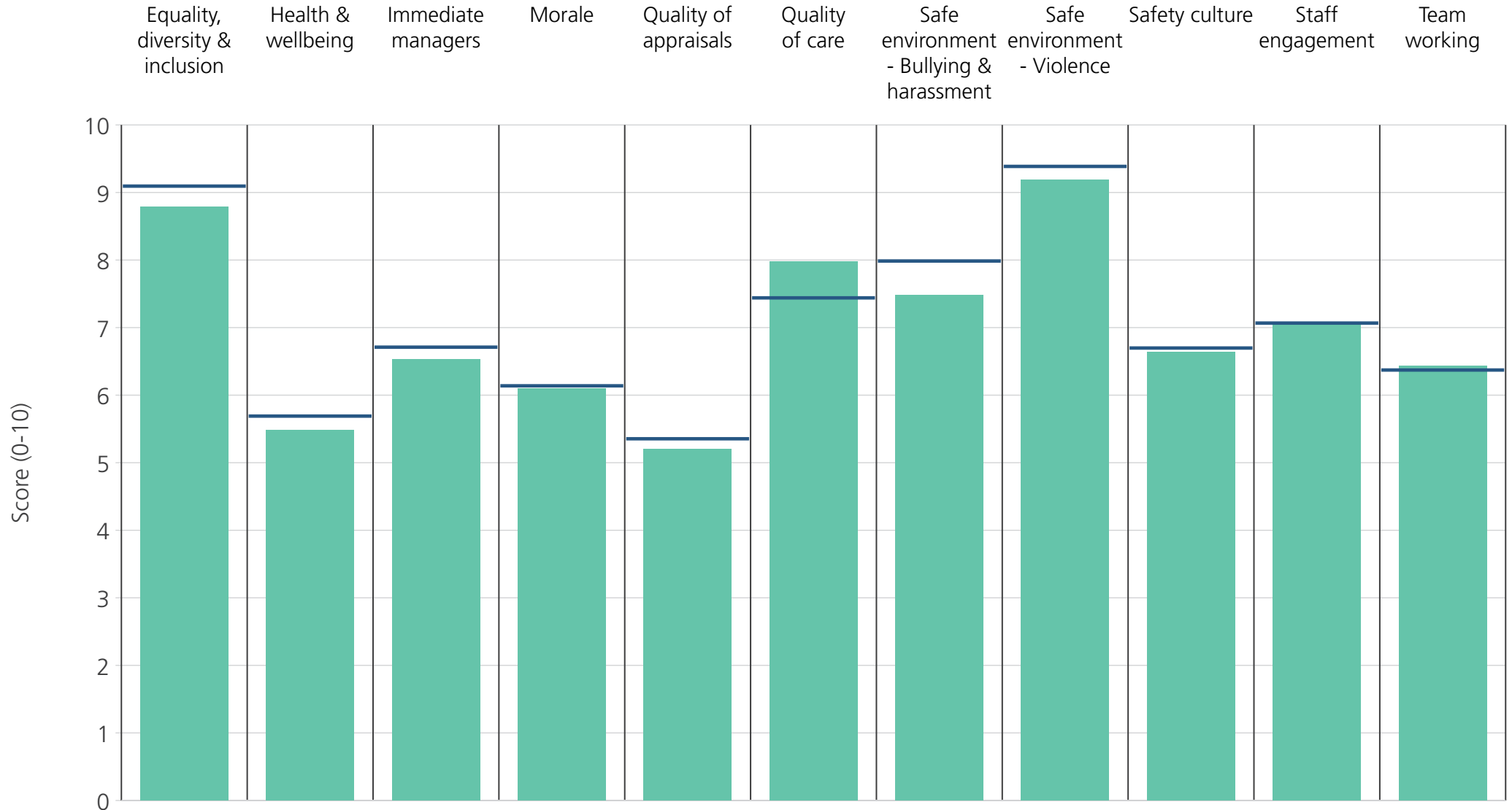




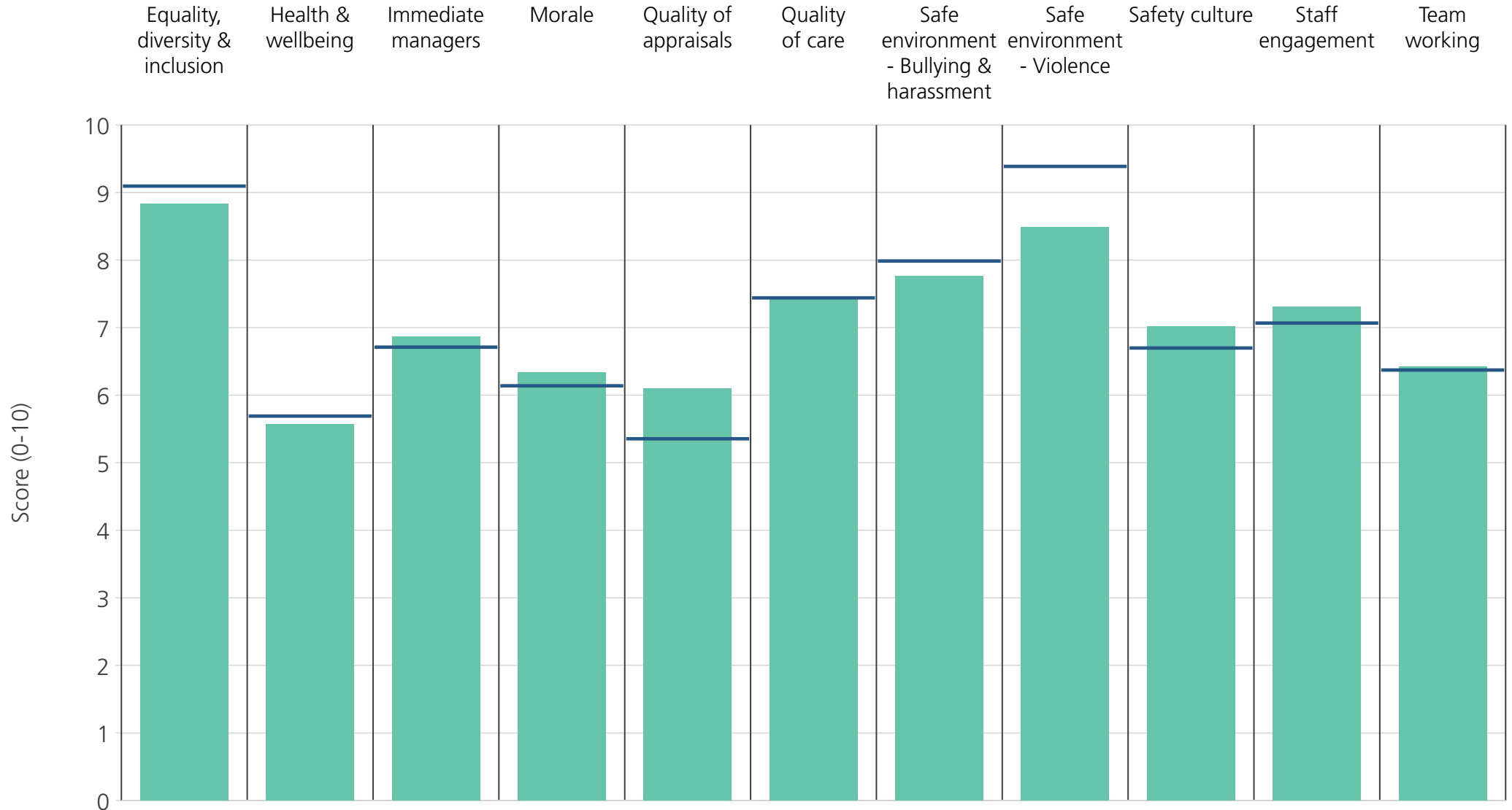
<b>Directorate</b>	9.3	5.6	6.8	6.2	5.0	7.2	7.9	9.6	6.8	7.1	6.3
<b>Your org</b>	9.1	5.7	6.7	6.1	5.4	7.4	8.0	9.4	6.7	7.1	6.4
<b>Responses</b>	674	676	676	668	582	659	670	673	673	689	677

# Directorates 2

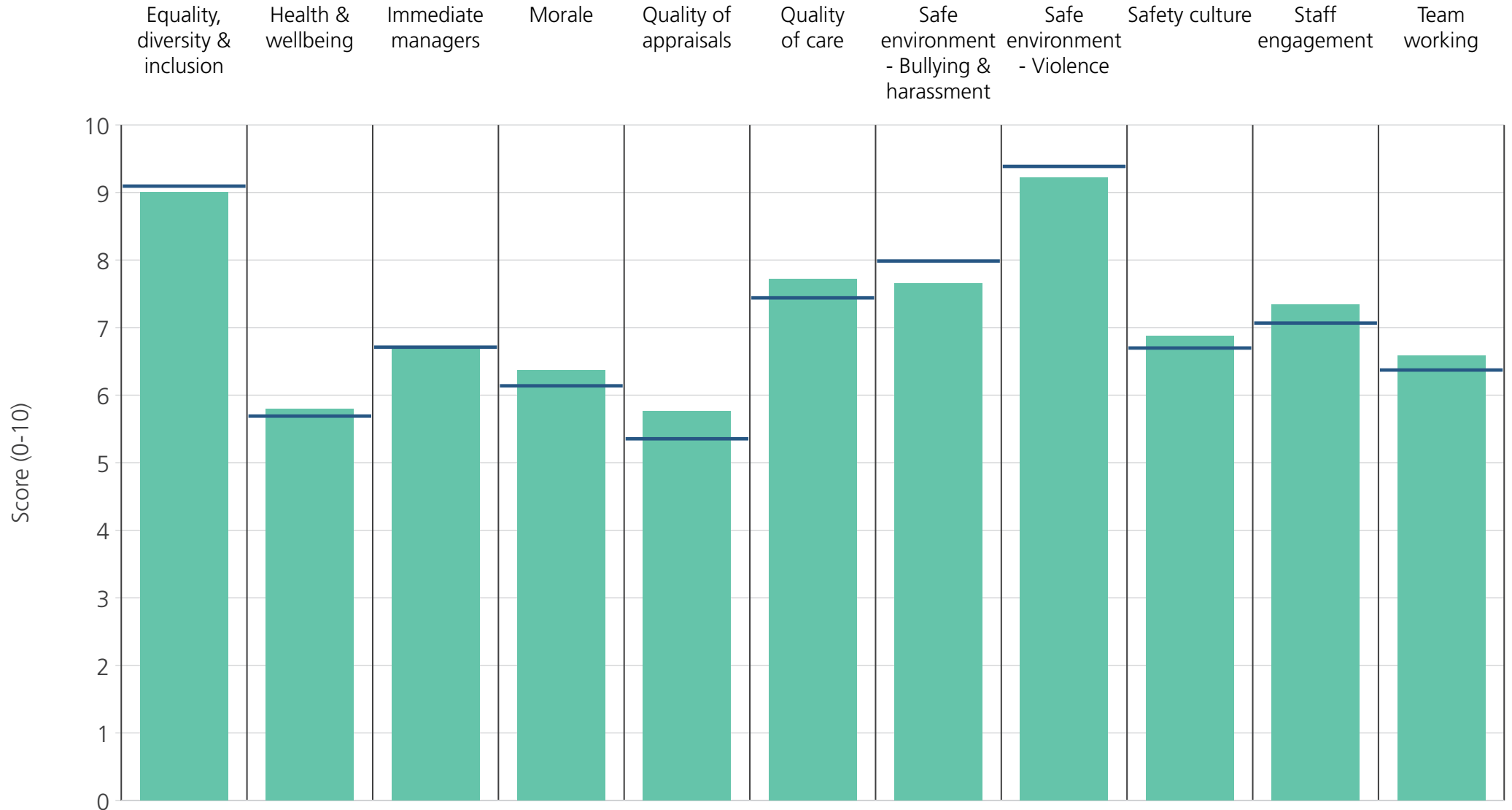
University Hospitals of Derby and Burton NHS Foundation Trust  
2019 NHS Staff Survey Results



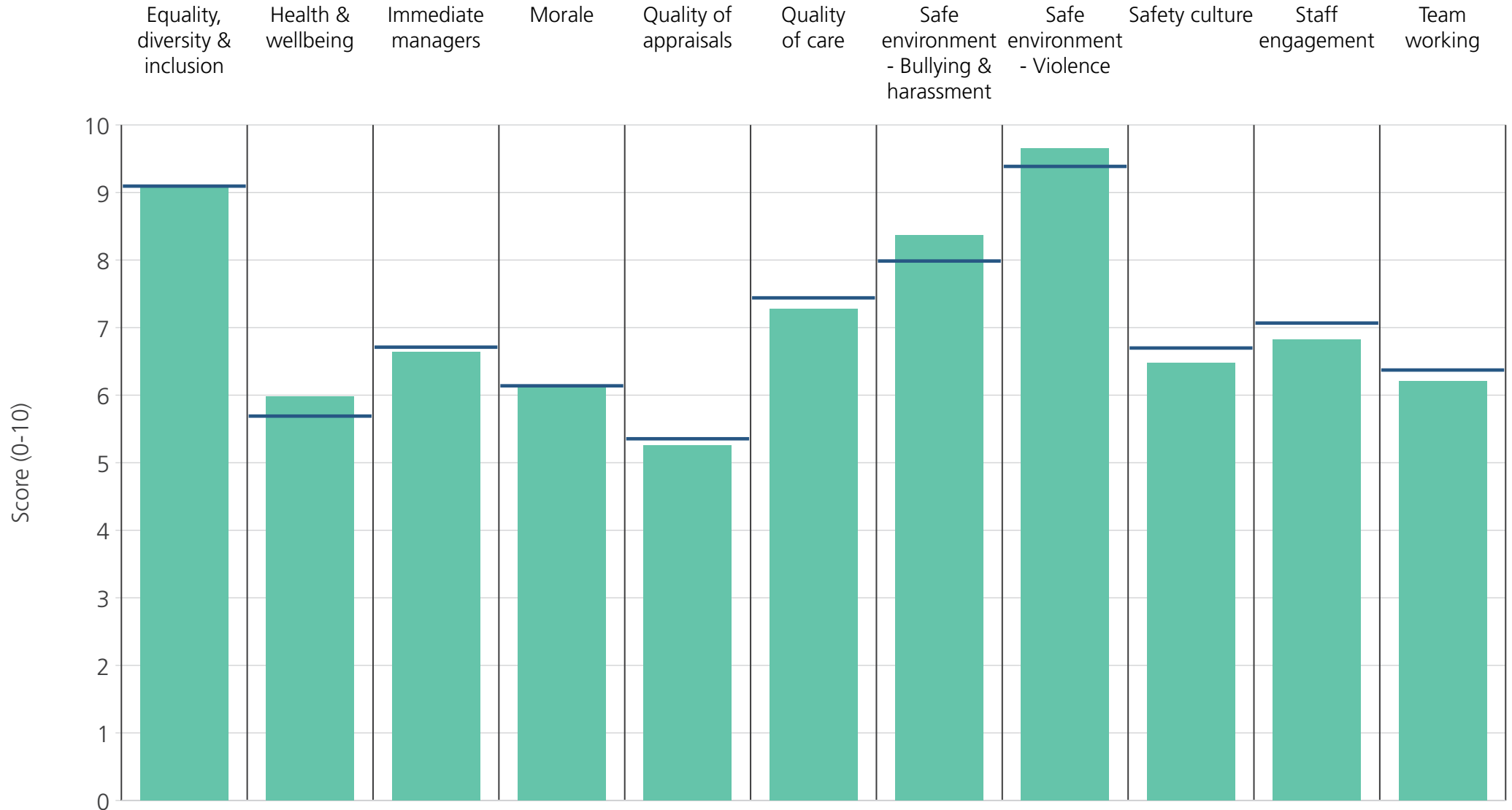
<b>Directorate</b>	8.8	5.5	6.5	6.1	5.2	8.0	7.5	9.2	6.6	7.1	6.4
<b>Your org</b>	9.1	5.7	6.7	6.1	5.4	7.4	8.0	9.4	6.7	7.1	6.4
<b>Responses</b>	503	508	507	497	438	502	498	502	502	517	508



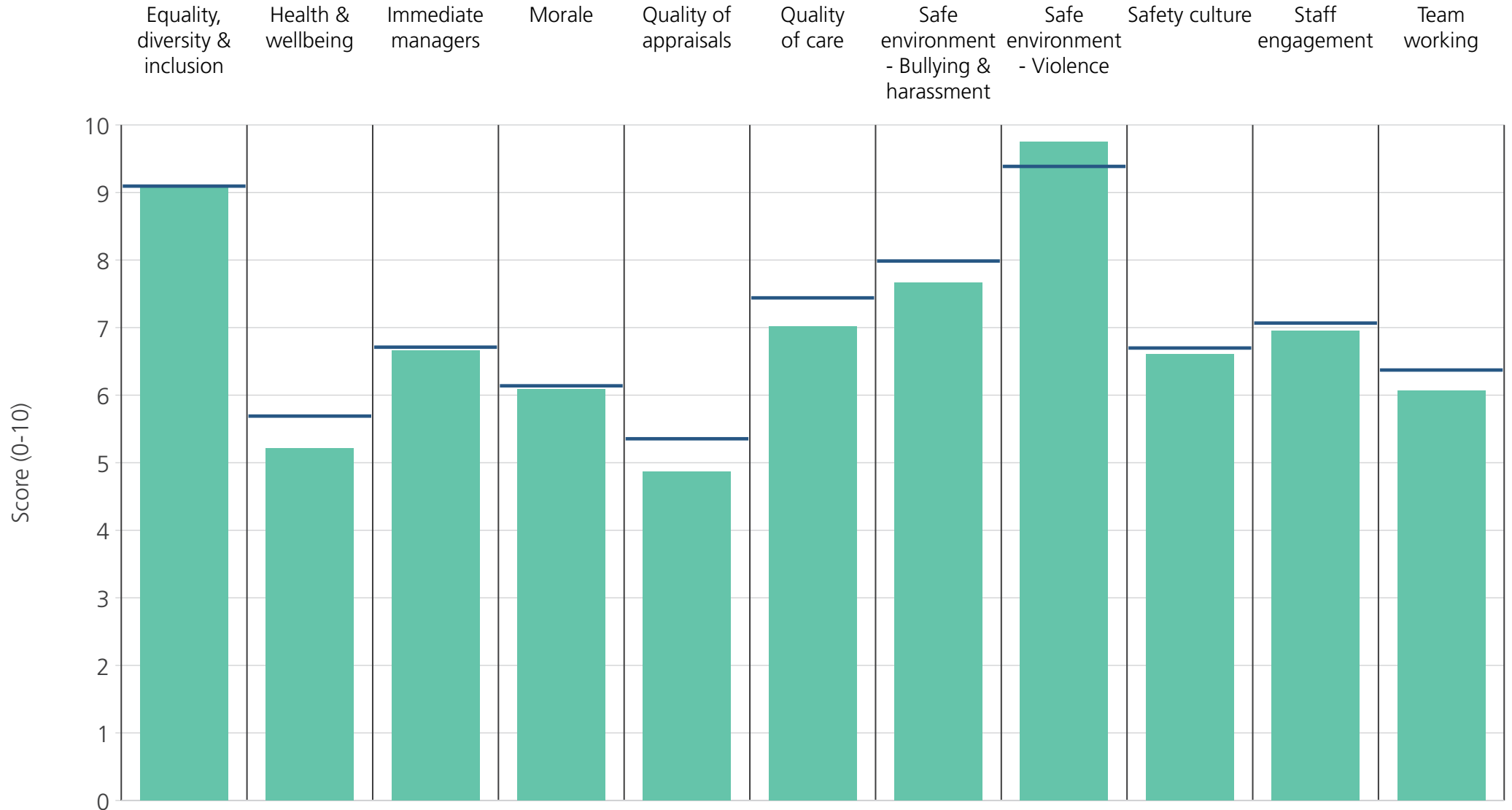
<b>Directorate</b>	8.8	5.6	6.9	6.3	6.1	7.4	7.8	8.5	7.0	7.3	6.4
<b>Your org</b>	9.1	5.7	6.7	6.1	5.4	7.4	8.0	9.4	6.7	7.1	6.4
<b>Responses</b>	395	397	399	386	304	389	390	390	391	407	401



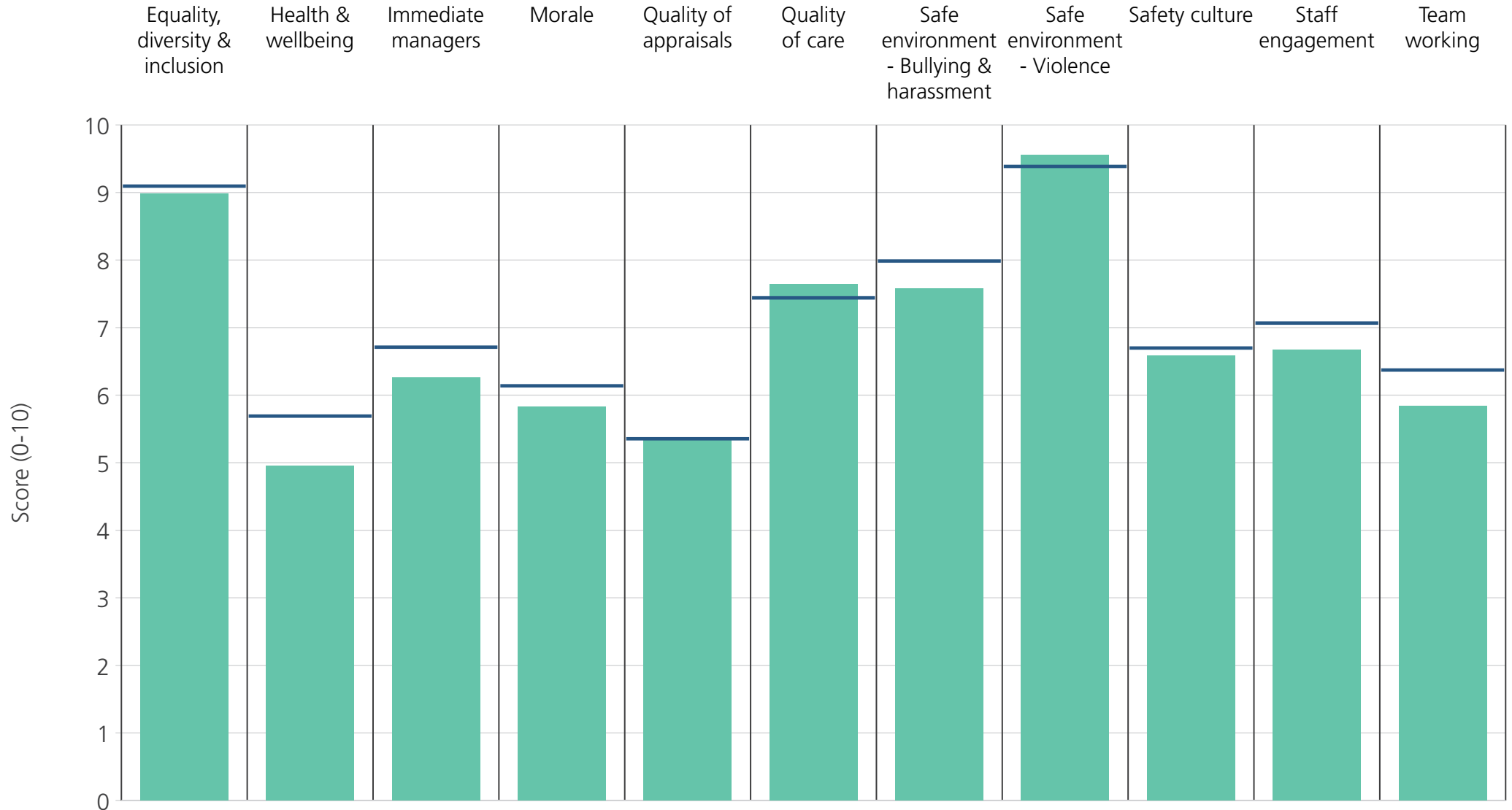
<b>Directorate</b>	9.0	5.8	6.7	6.4	5.8	7.7	7.6	9.2	6.9	7.3	6.6
<b>Your org</b>	9.1	5.7	6.7	6.1	5.4	7.4	8.0	9.4	6.7	7.1	6.4
<b>Responses</b>	438	438	436	423	333	426	433	437	432	443	436



<b>Directorate</b>	9.1	6.0	6.6	6.1	5.3	7.3	8.4	9.6	6.5	6.8	6.2
<b>Your org</b>	9.1	5.7	6.7	6.1	5.4	7.4	8.0	9.4	6.7	7.1	6.4
<b>Responses</b>	313	315	316	306	248	206	309	313	311	318	304

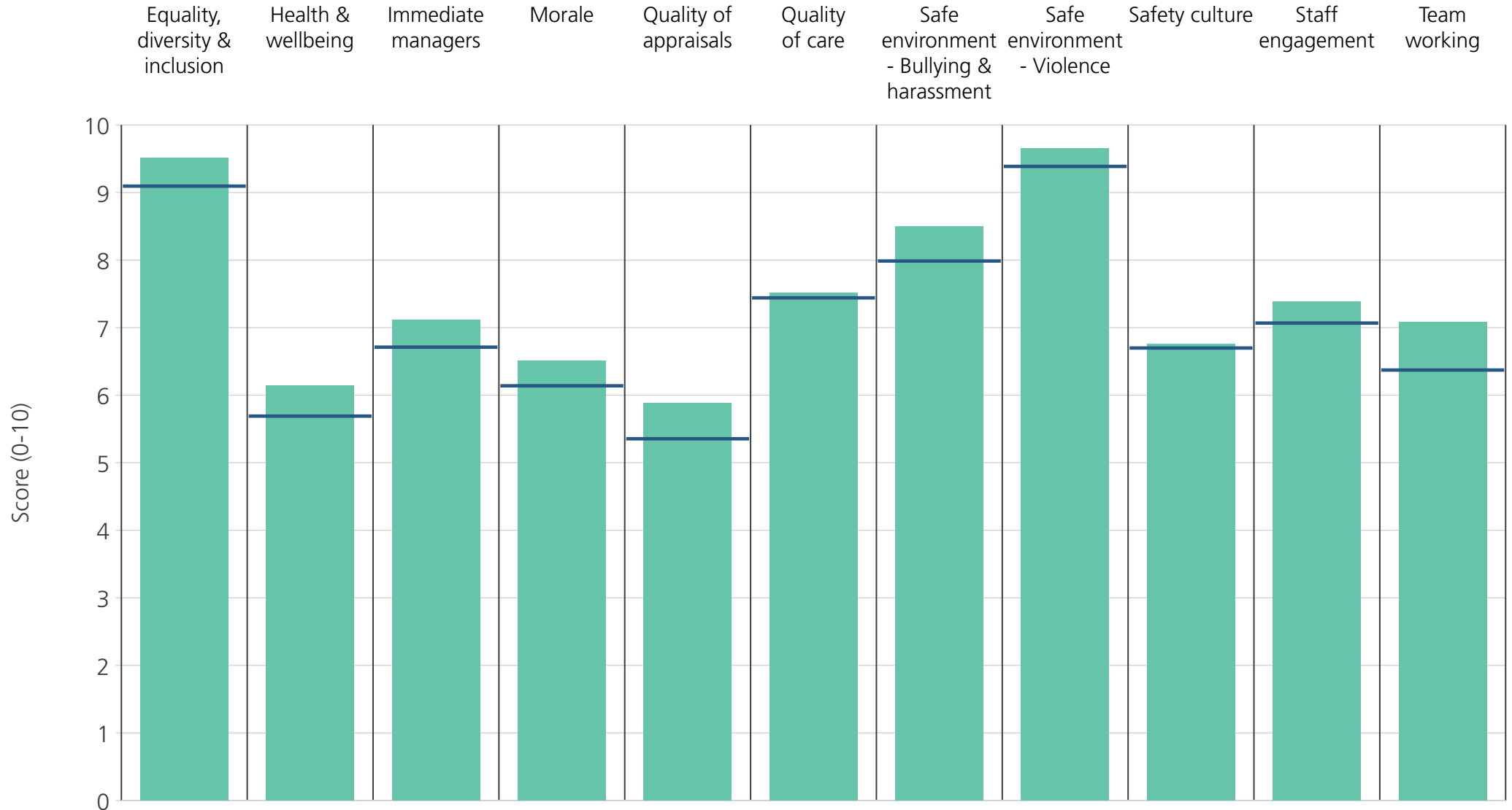


<b>Directorate</b>	9.1	5.2	6.7	6.1	4.9	7.0	7.7	9.8	6.6	7.0	6.1
<b>Your org</b>	9.1	5.7	6.7	6.1	5.4	7.4	8.0	9.4	6.7	7.1	6.4
<b>Responses</b>	392	394	394	387	339	385	391	393	393	401	397

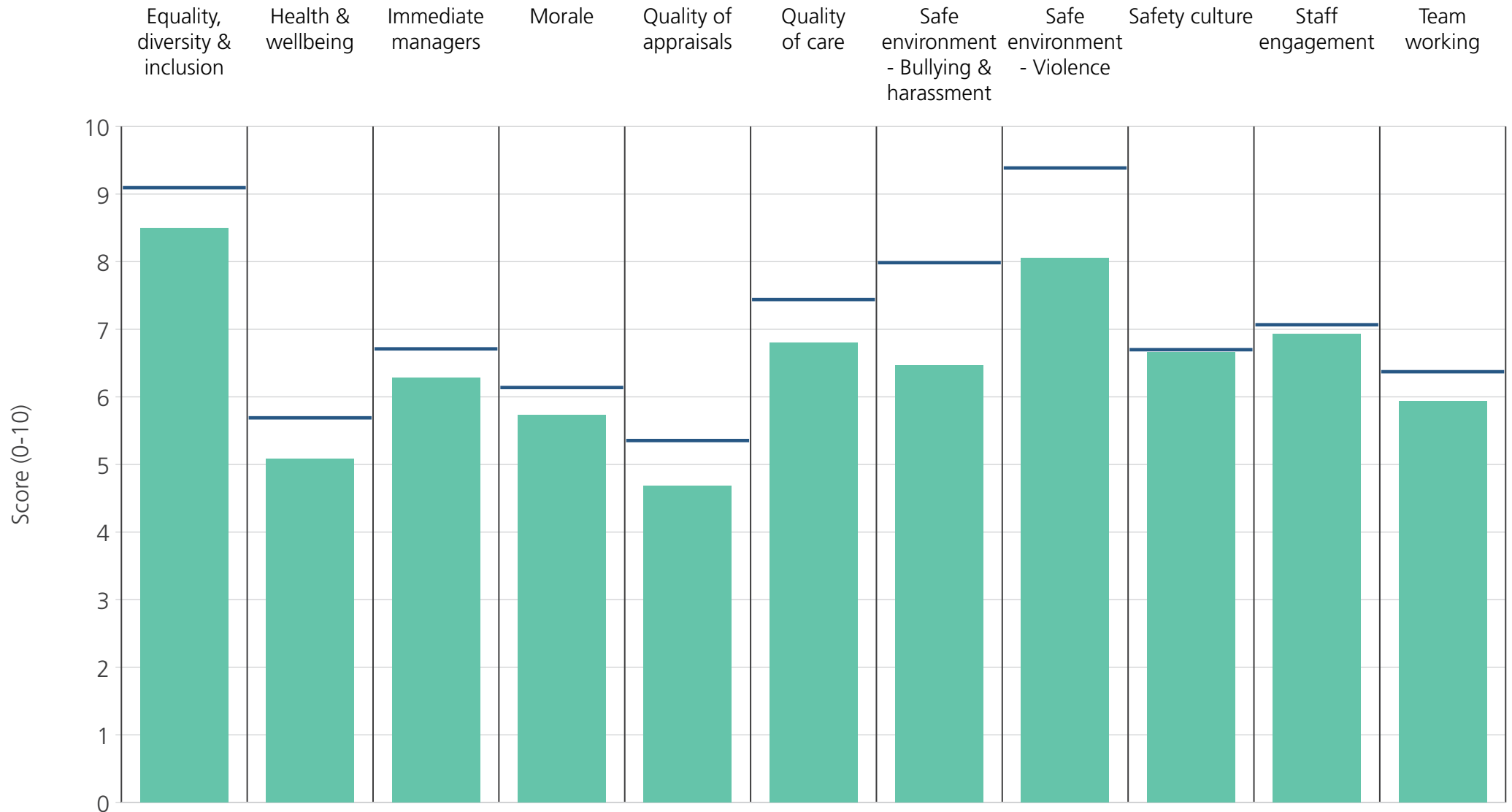


<b>Directorate</b>	9.0	5.0	6.3	5.8	5.4	7.6	7.6	9.6	6.6	6.7	5.8
<b>Your org</b>	9.1	5.7	6.7	6.1	5.4	7.4	8.0	9.4	6.7	7.1	6.4
<b>Responses</b>	297	297	300	294	252	294	294	294	296	303	300

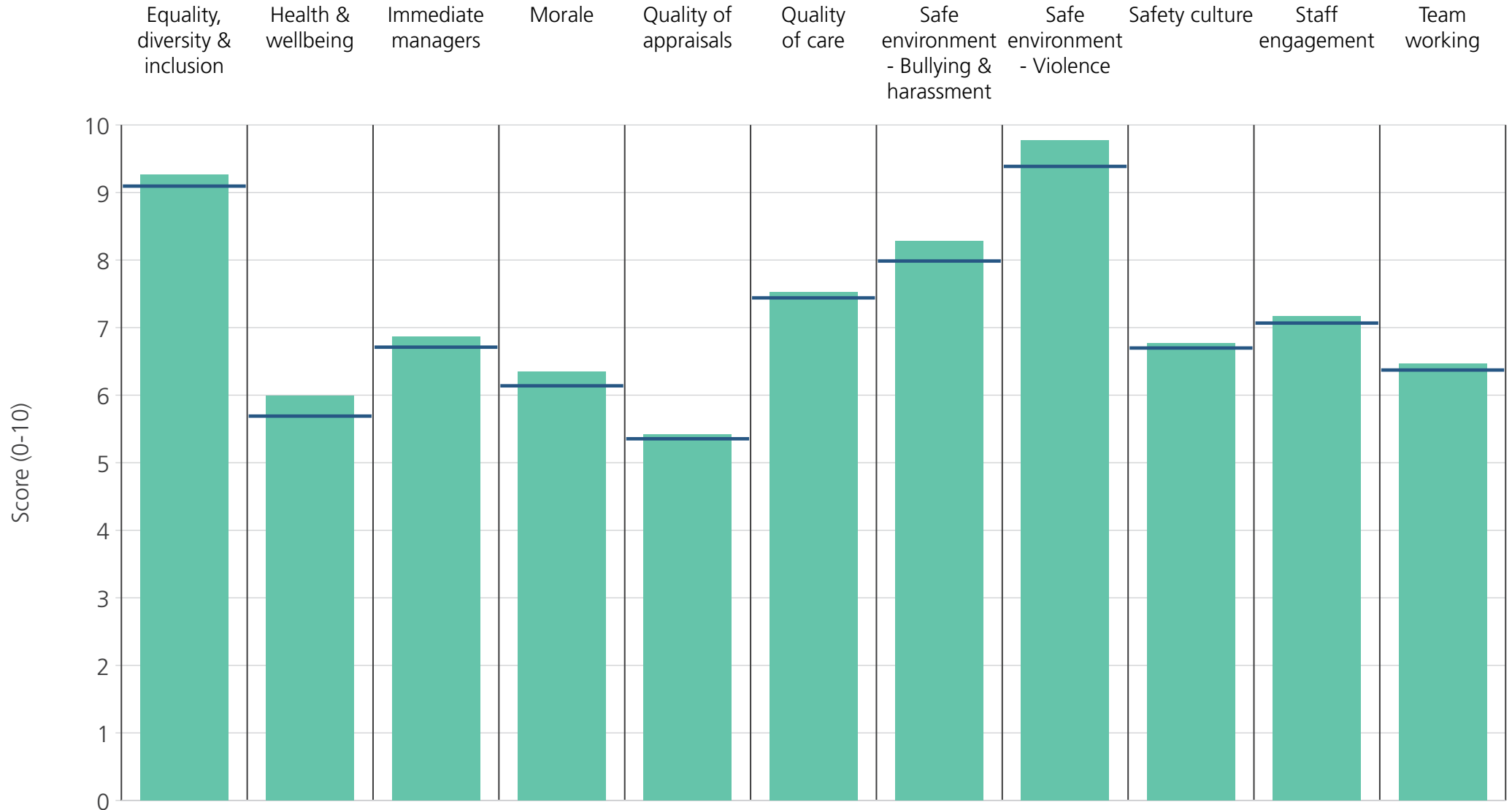




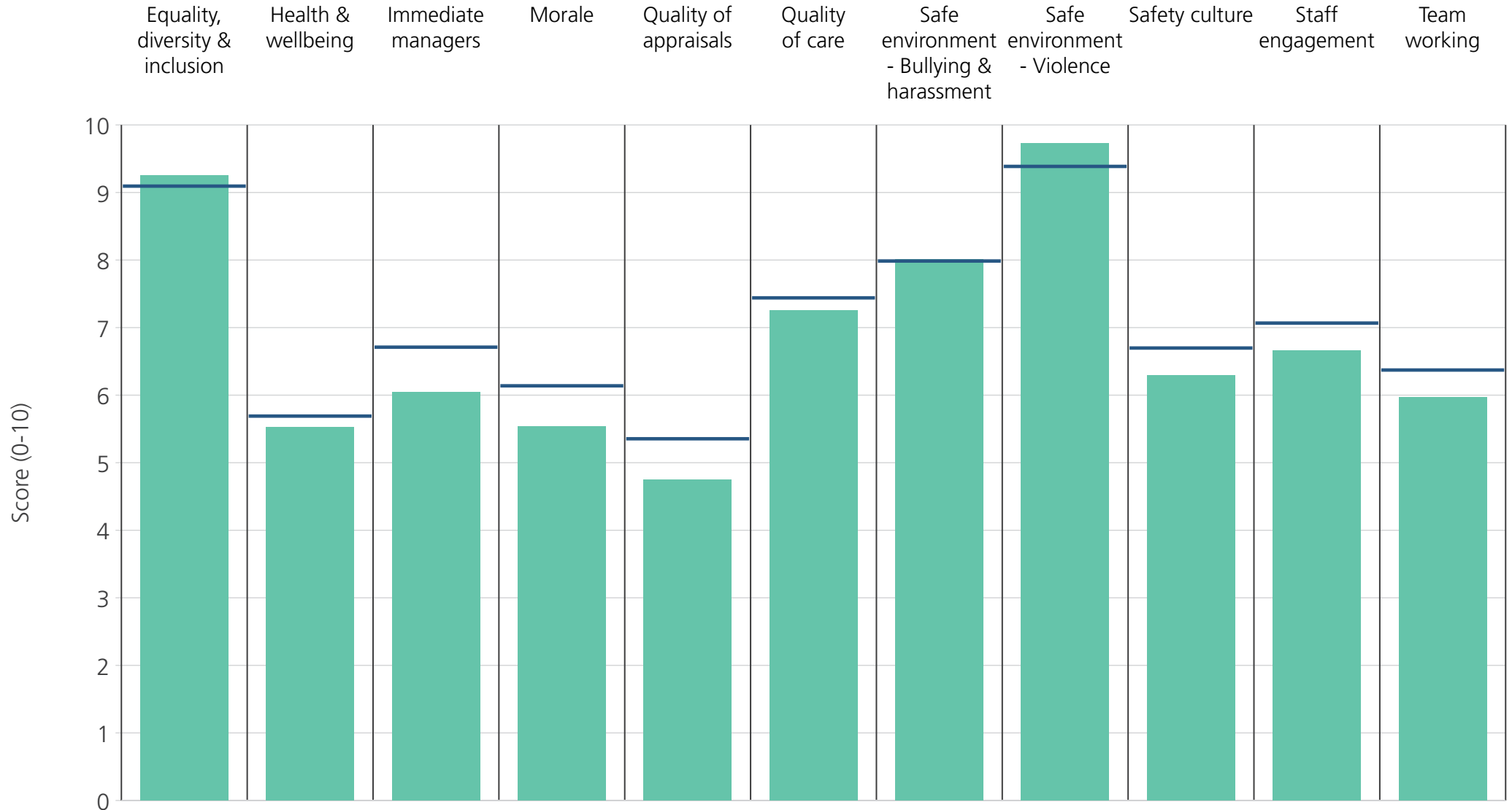
<b>Directorate</b>	9.5	6.1	7.1	6.5	5.9	7.5	8.5	9.6	6.8	7.4	7.1
<b>Your org</b>	9.1	5.7	6.7	6.1	5.4	7.4	8.0	9.4	6.7	7.1	6.4
<b>Responses</b>	427	426	428	423	379	425	423	425	427	429	418



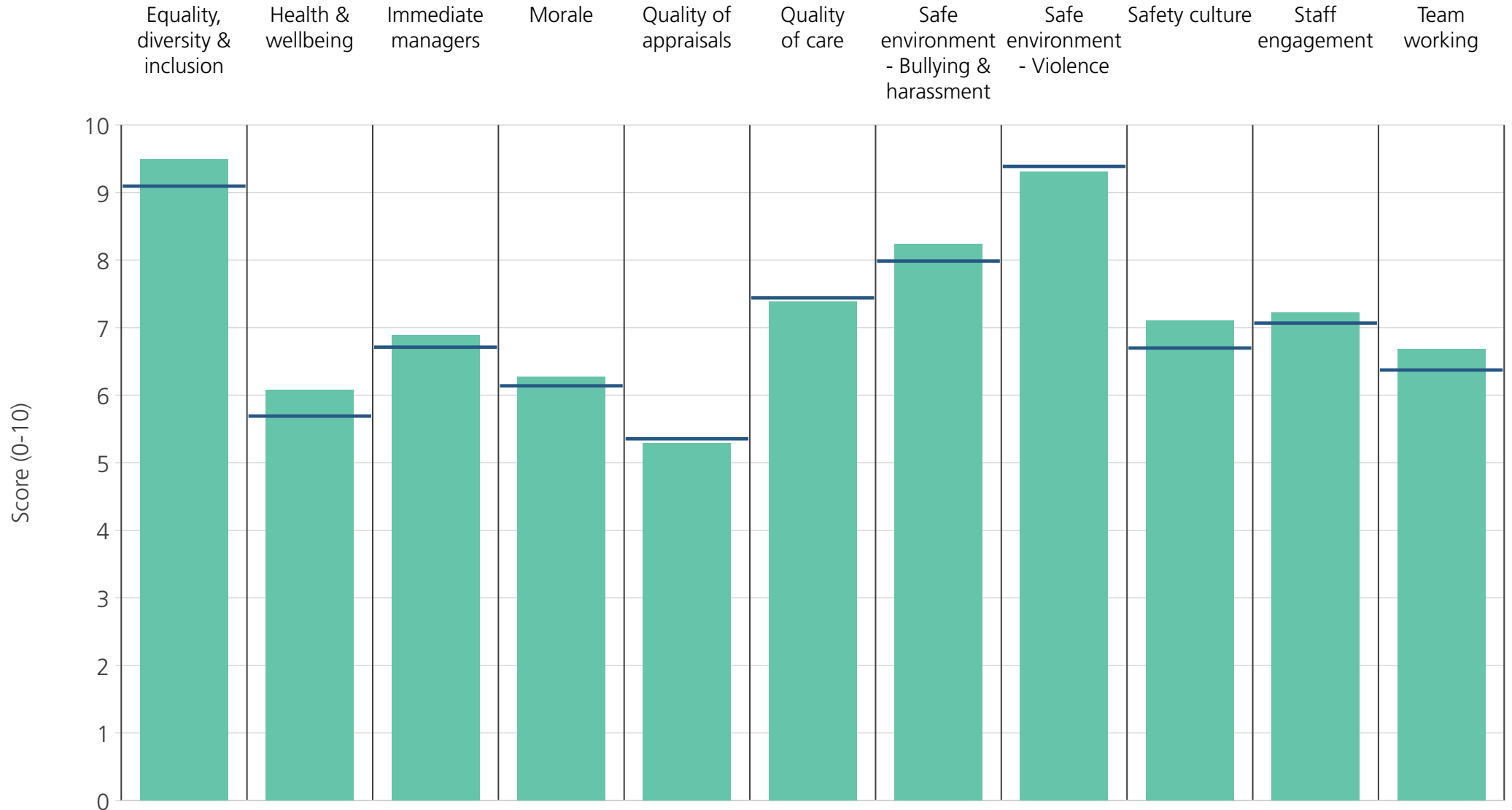
<b>Directorate</b>	8.5	5.1	6.3	5.7	4.7	6.8	6.5	8.1	6.7	6.9	5.9
<b>Your org</b>	9.1	5.7	6.7	6.1	5.4	7.4	8.0	9.4	6.7	7.1	6.4
<b>Responses</b>	262	263	262	256	216	253	259	260	260	266	263



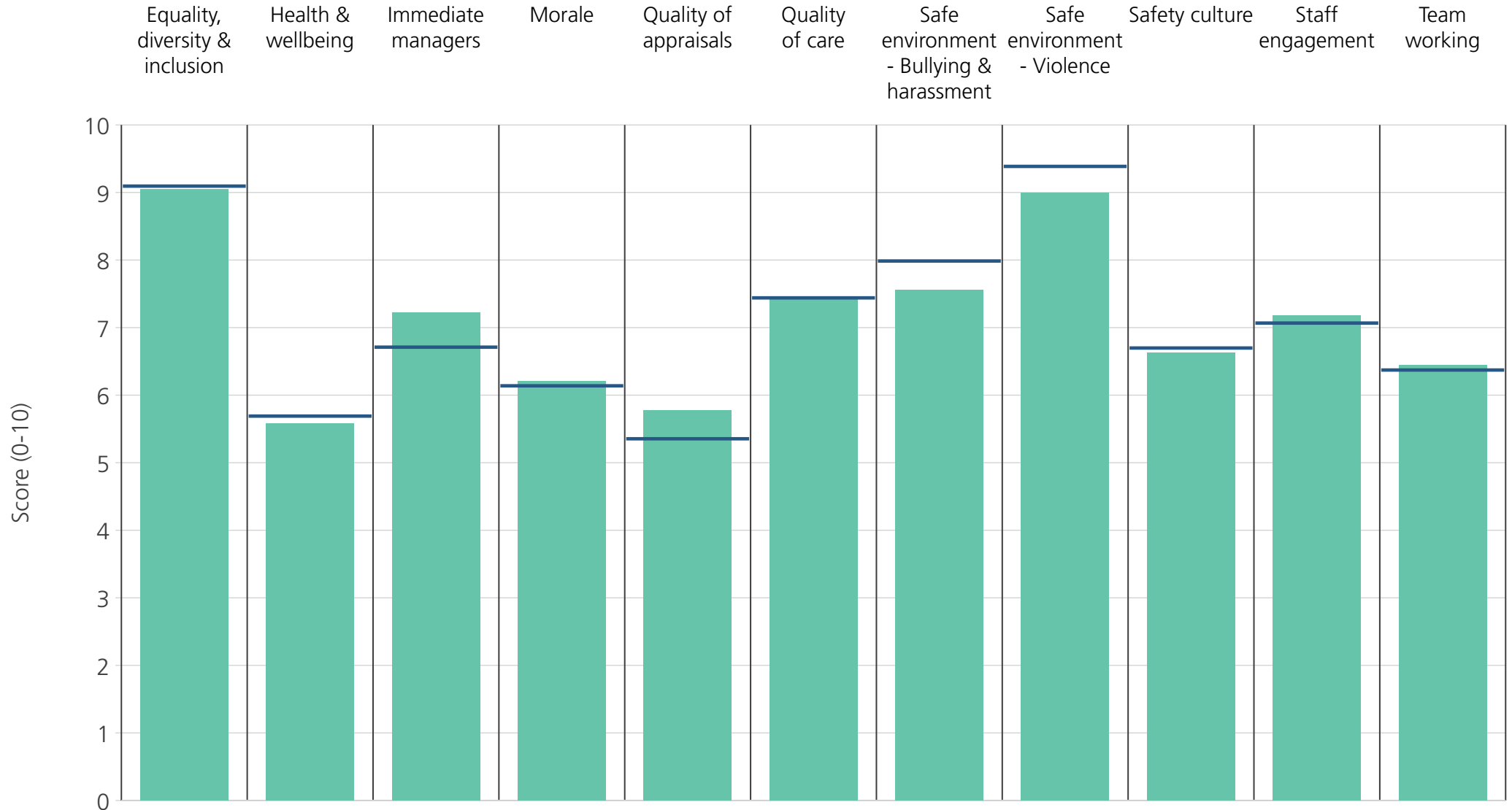
<b>Directorate</b>	9.3	6.0	6.9	6.3	5.4	7.5	8.3	9.8	6.8	7.2	6.5
<b>Your org</b>	9.1	5.7	6.7	6.1	5.4	7.4	8.0	9.4	6.7	7.1	6.4
<b>Responses</b>	312	313	314	307	251	288	307	311	309	318	313



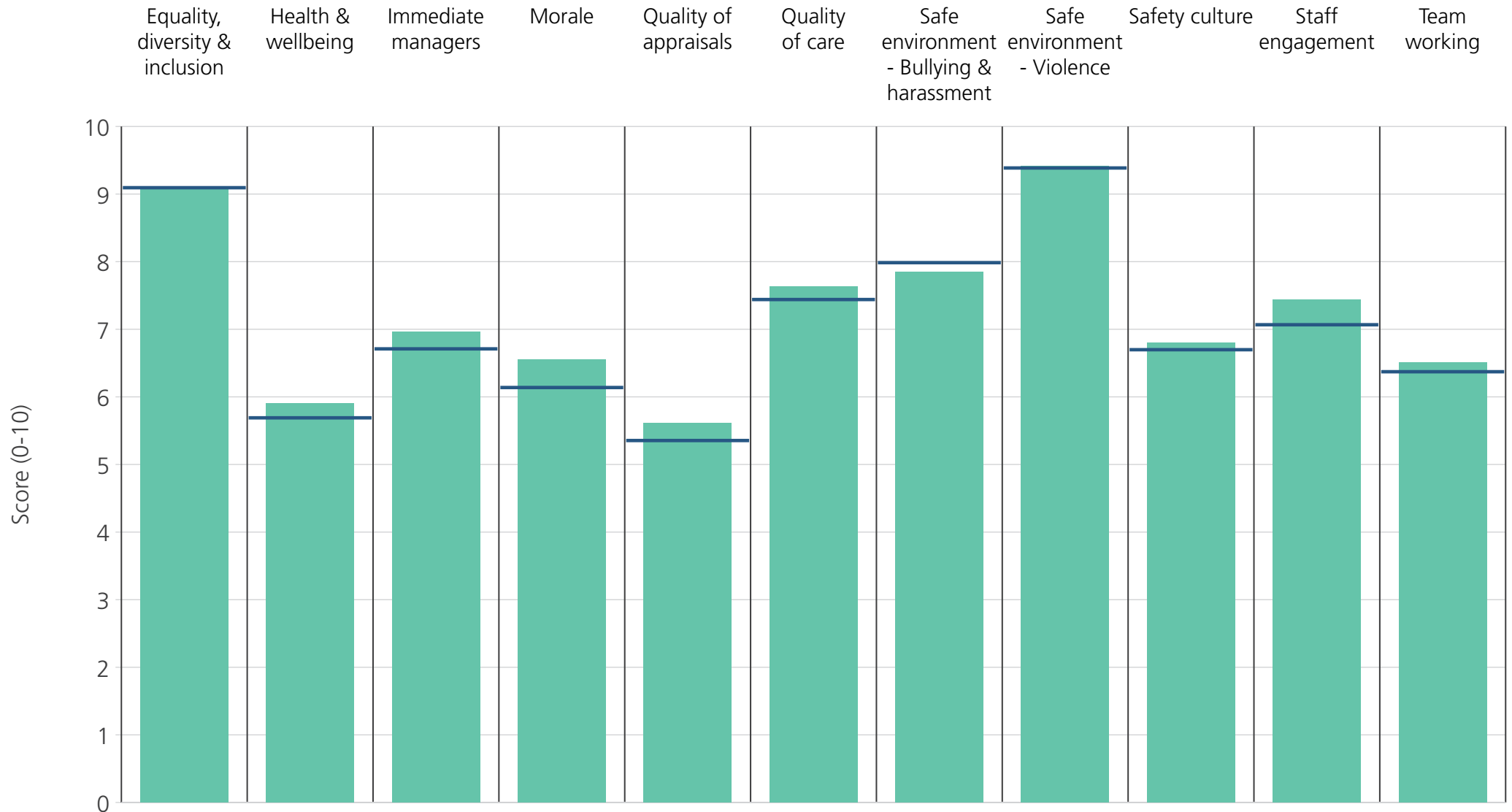
<b>Directorate</b>	9.3	5.5	6.0	5.5	4.8	7.3	8.0	9.7	6.3	6.7	6.0
<b>Your org</b>	9.1	5.7	6.7	6.1	5.4	7.4	8.0	9.4	6.7	7.1	6.4
<b>Responses</b>	258	259	259	250	208	221	258	258	252	263	257



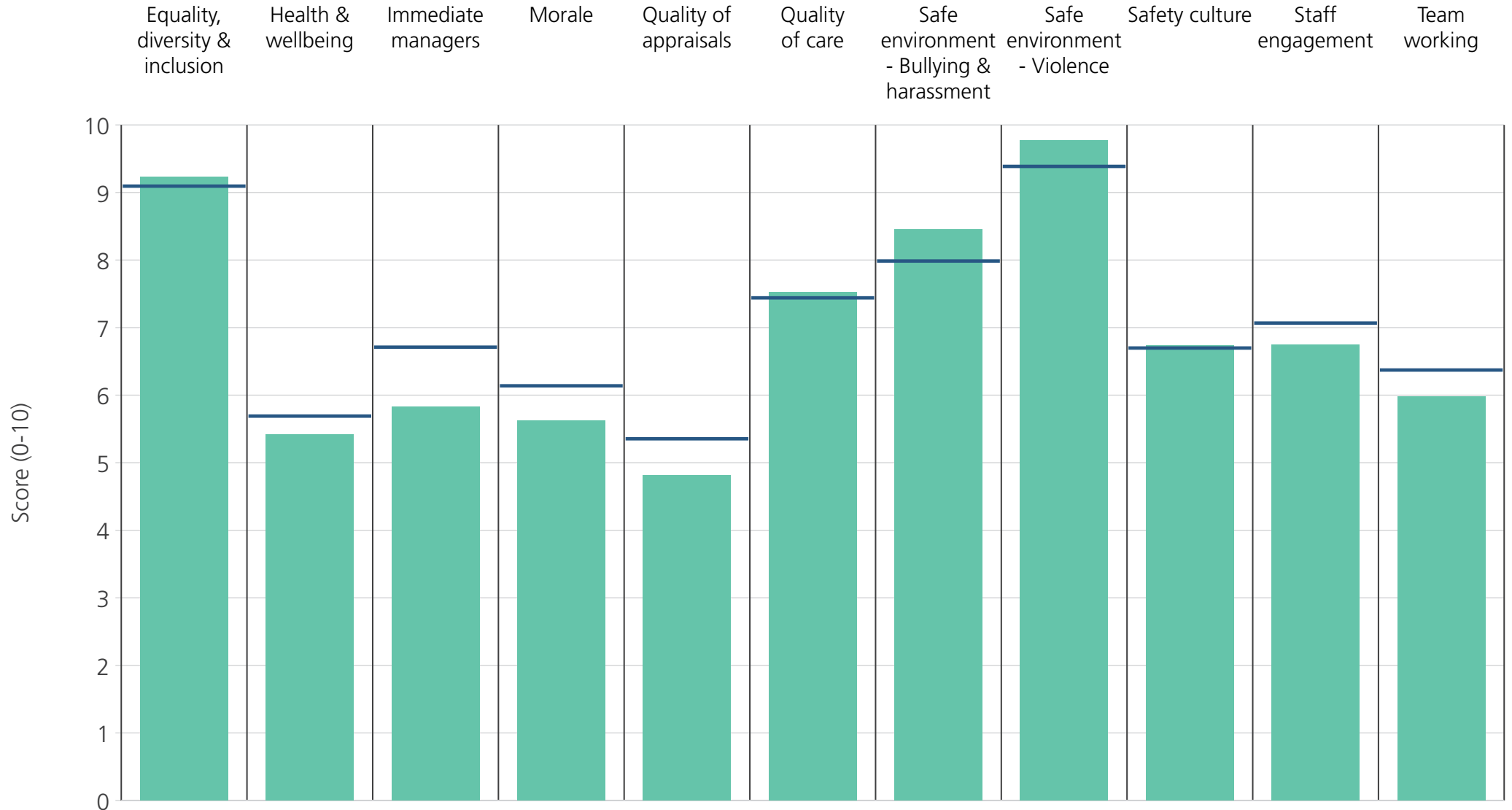
<b>Directorate</b>	9.5	6.1	6.9	6.3	5.3	7.4	8.2	9.3	7.1	7.2	6.7
<b>Your org</b>	9.1	5.7	6.7	6.1	5.4	7.4	8.0	9.4	6.7	7.1	6.4
<b>Responses</b>	267	267	267	266	230	262	264	265	265	273	265



Directorate	9.0	5.6	7.2	6.2	5.8	7.4	7.6	9.0	6.6	7.2	6.4
Your org	9.1	5.7	6.7	6.1	5.4	7.4	8.0	9.4	6.7	7.1	6.4
Responses	275	276	277	271	216	262	274	274	276	280	273

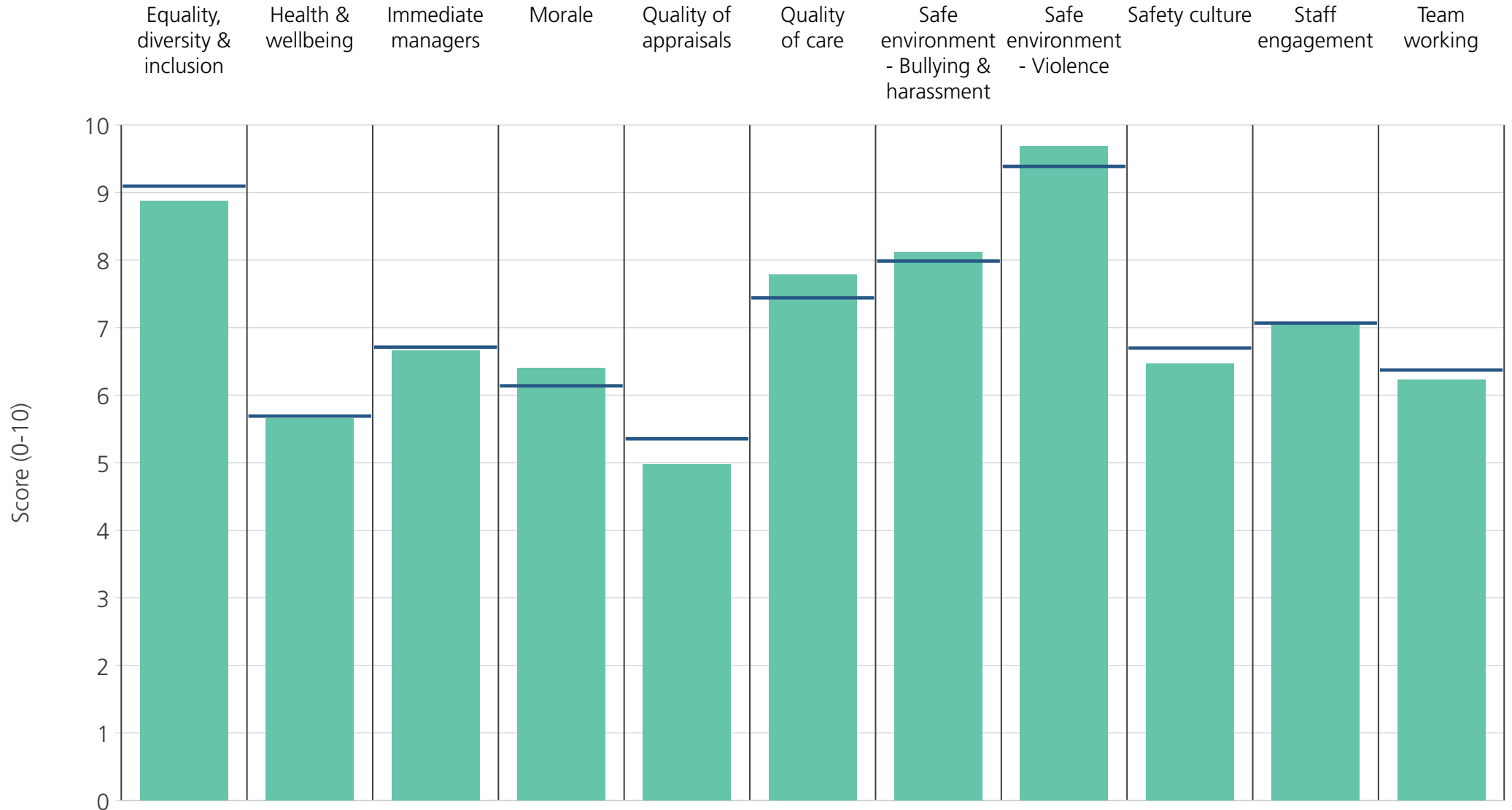


<b>Directorate</b>	9.1	5.9	7.0	6.6	5.6	7.6	7.8	9.4	6.8	7.4	6.5
<b>Your org</b>	9.1	5.7	6.7	6.1	5.4	7.4	8.0	9.4	6.7	7.1	6.4
<b>Responses</b>	250	254	254	244	215	249	250	251	251	256	254

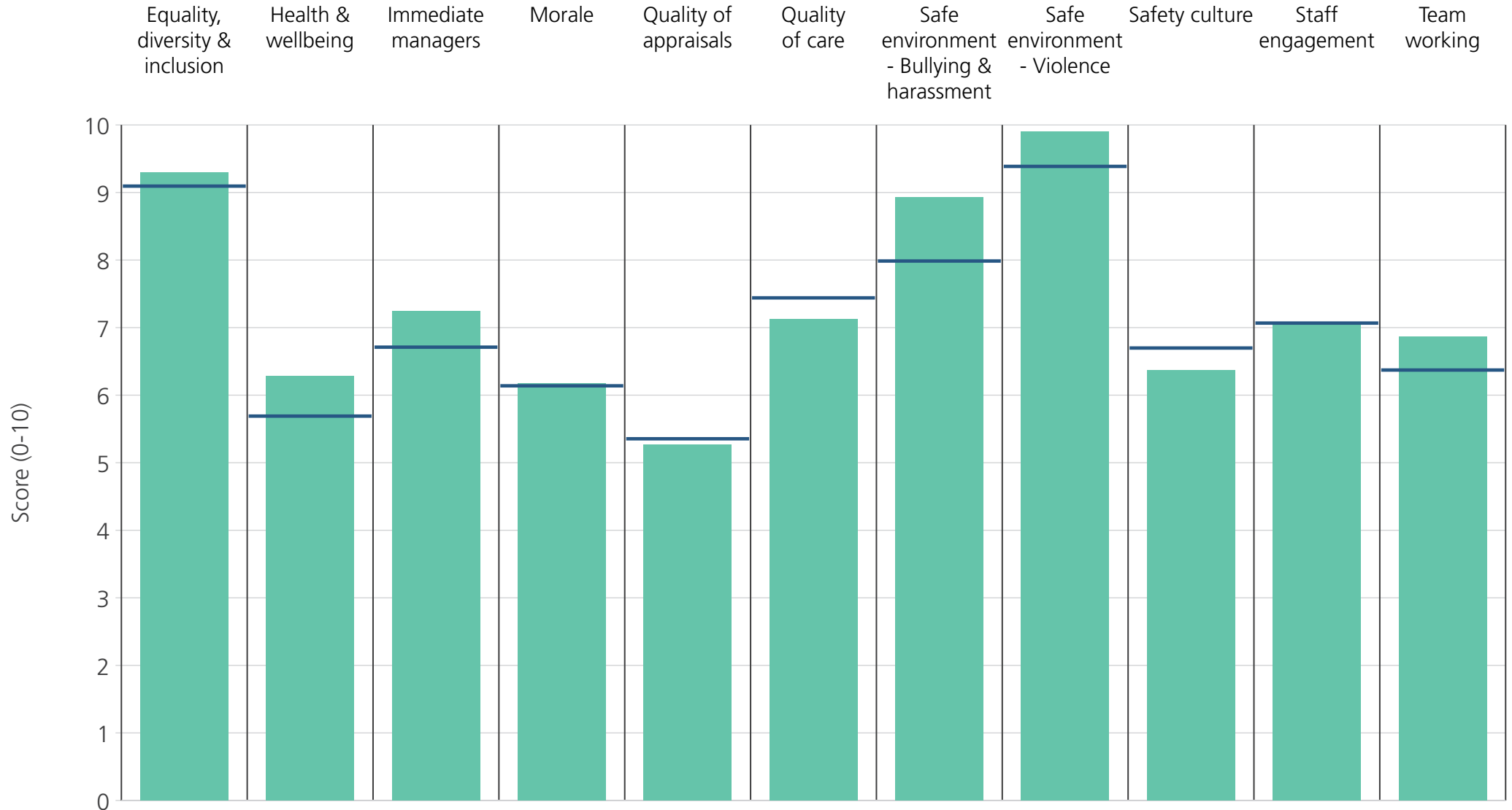


<b>Directorate</b>	9.2	5.4	5.8	5.6	4.8	7.5	8.4	9.8	6.7	6.7	6.0
<b>Your org</b>	9.1	5.7	6.7	6.1	5.4	7.4	8.0	9.4	6.7	7.1	6.4
<b>Responses</b>	288	289	292	287	230	278	287	289	288	296	288

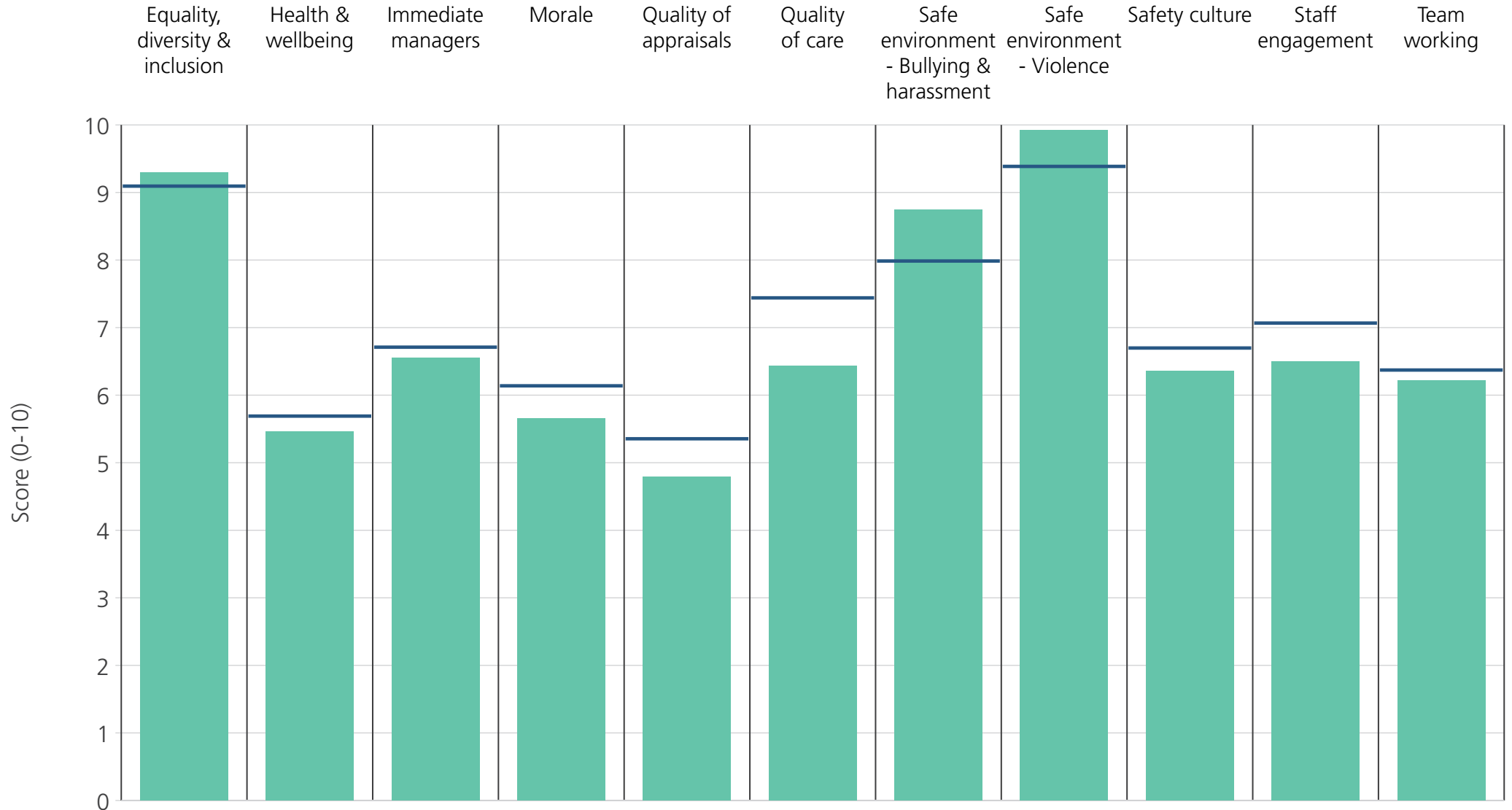




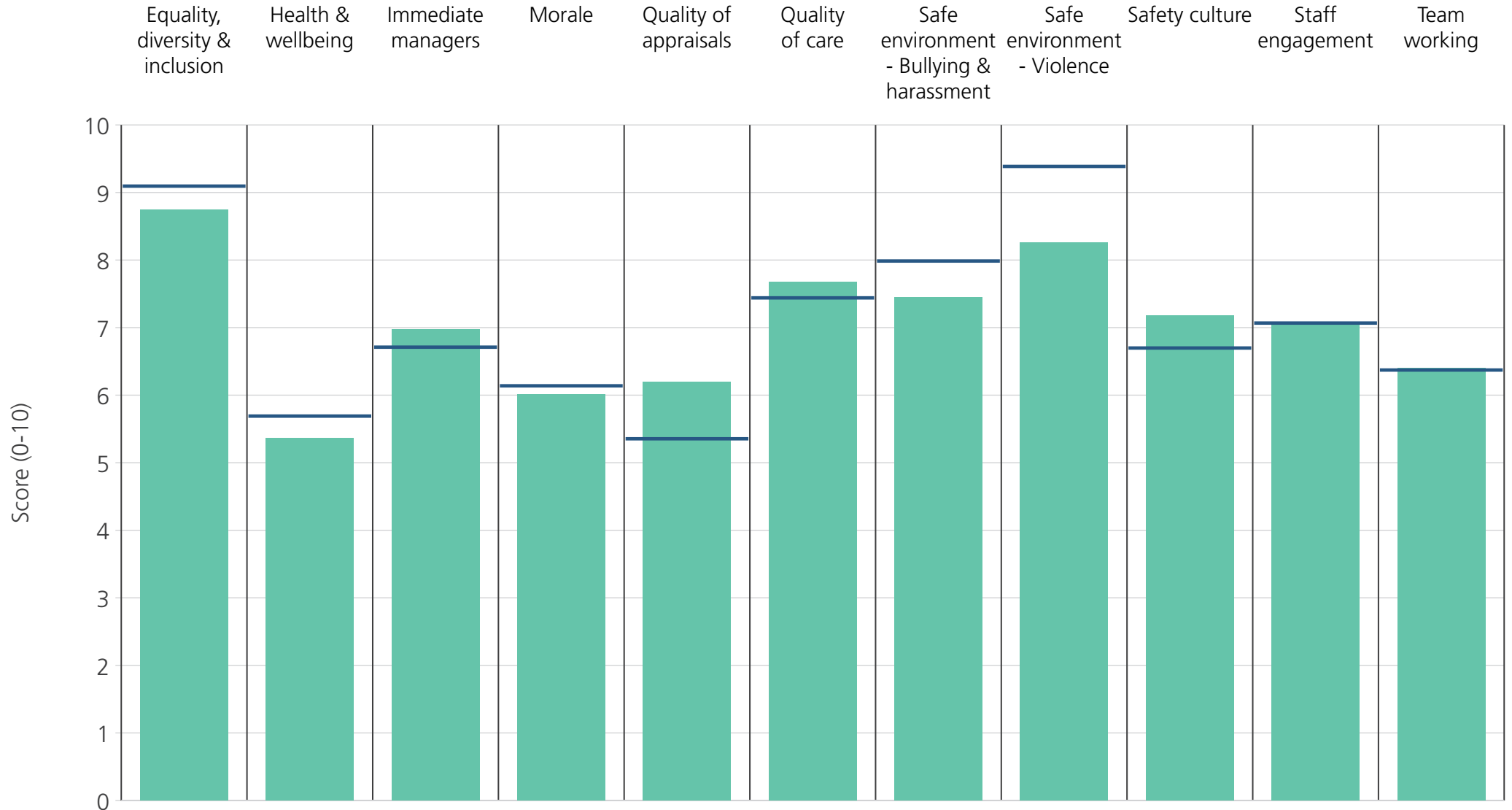
<b>Directorate</b>	8.9	5.7	6.7	6.4	5.0	7.8	8.1	9.7	6.5	7.1	6.2
<b>Your org</b>	9.1	5.7	6.7	6.1	5.4	7.4	8.0	9.4	6.7	7.1	6.4
<b>Responses</b>	177	177	177	176	155	174	175	177	177	179	179



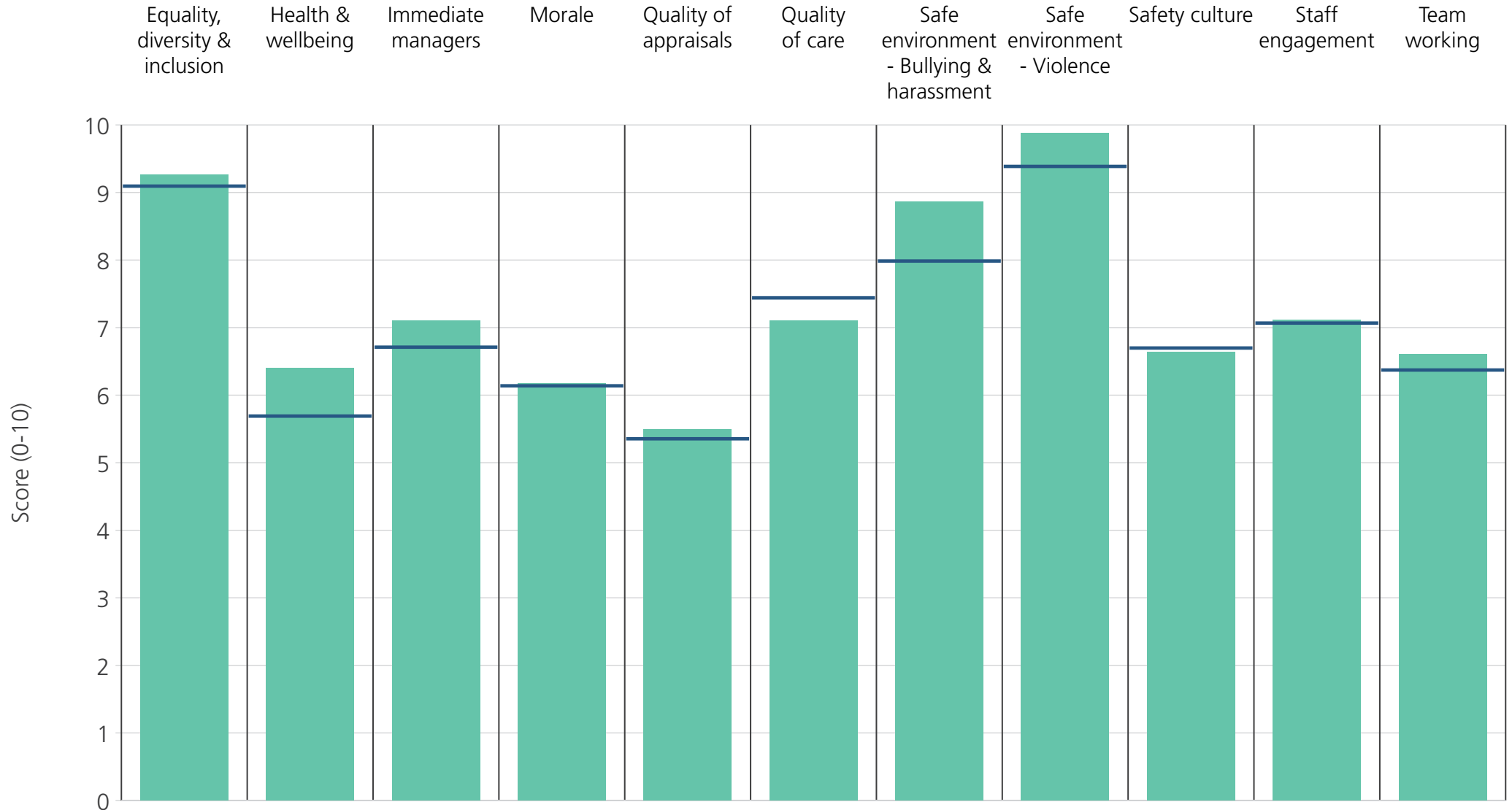
<b>Directorate</b>	9.3	6.3	7.2	6.2	5.3	7.1	8.9	9.9	6.4	7.1	6.9
<b>Your org</b>	9.1	5.7	6.7	6.1	5.4	7.4	8.0	9.4	6.7	7.1	6.4
<b>Responses</b>	227	228	228	225	204	136	227	227	227	230	227



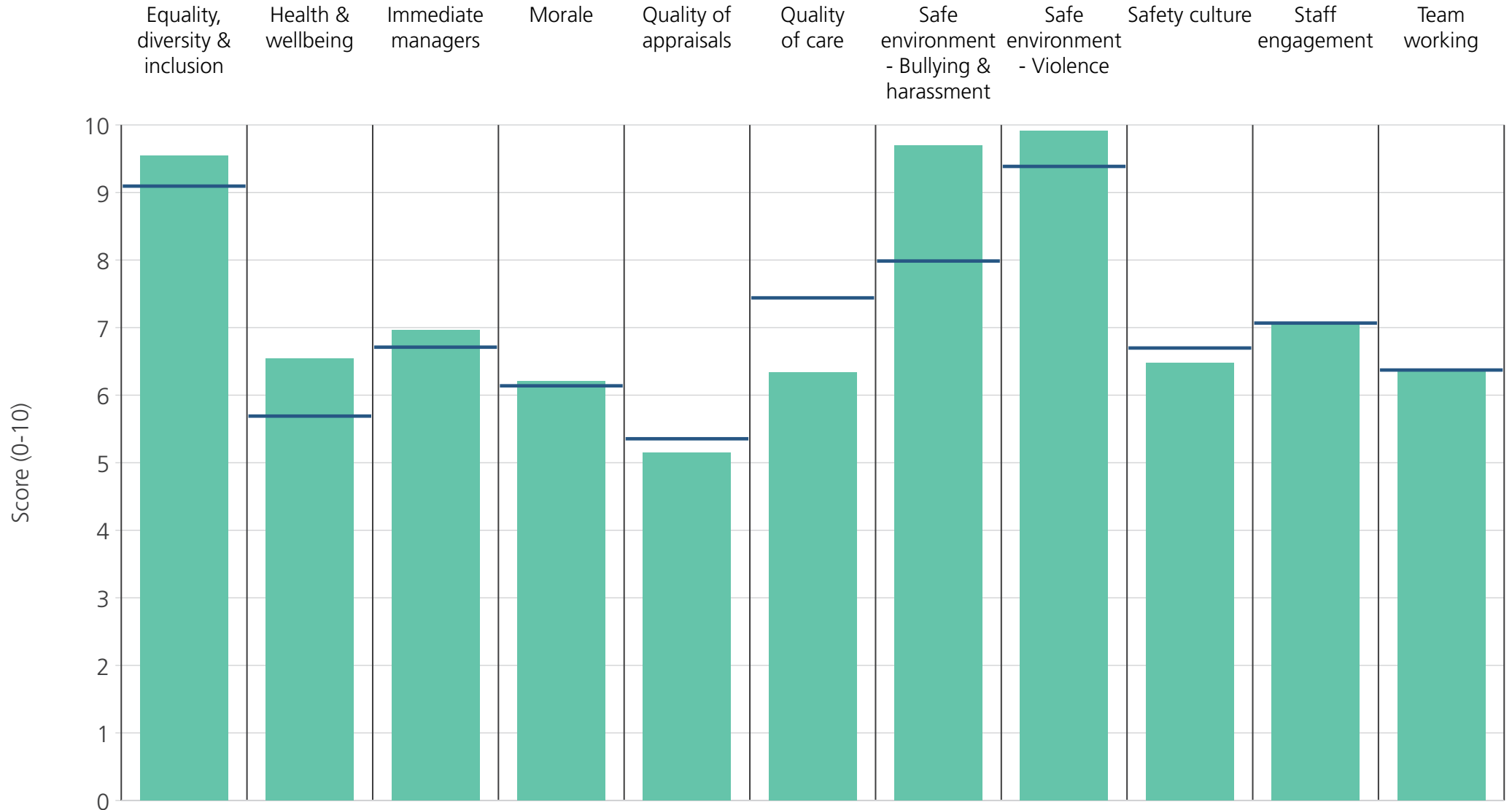
<b>Directorate</b>	9.3	5.5	6.6	5.7	4.8	6.4	8.7	9.9	6.4	6.5	6.2
<b>Your org</b>	9.1	5.7	6.7	6.1	5.4	7.4	8.0	9.4	6.7	7.1	6.4
<b>Responses</b>	165	165	166	164	146	157	165	165	165	169	167



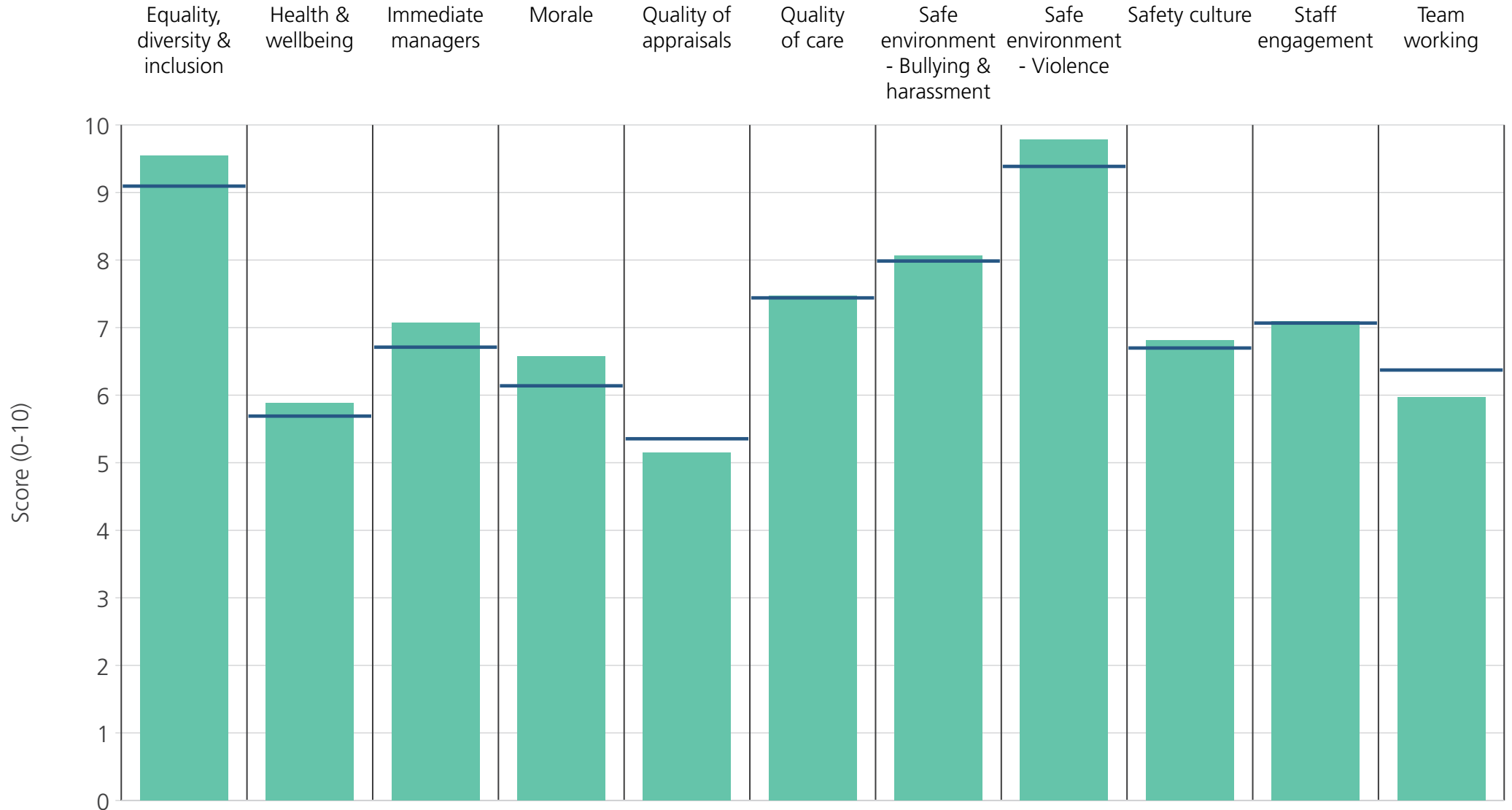
<b>Directorate</b>	8.7	5.4	7.0	6.0	6.2	7.7	7.5	8.3	7.2	7.1	6.4
<b>Your org</b>	9.1	5.7	6.7	6.1	5.4	7.4	8.0	9.4	6.7	7.1	6.4
<b>Responses</b>	135	138	138	133	123	135	134	136	136	138	137



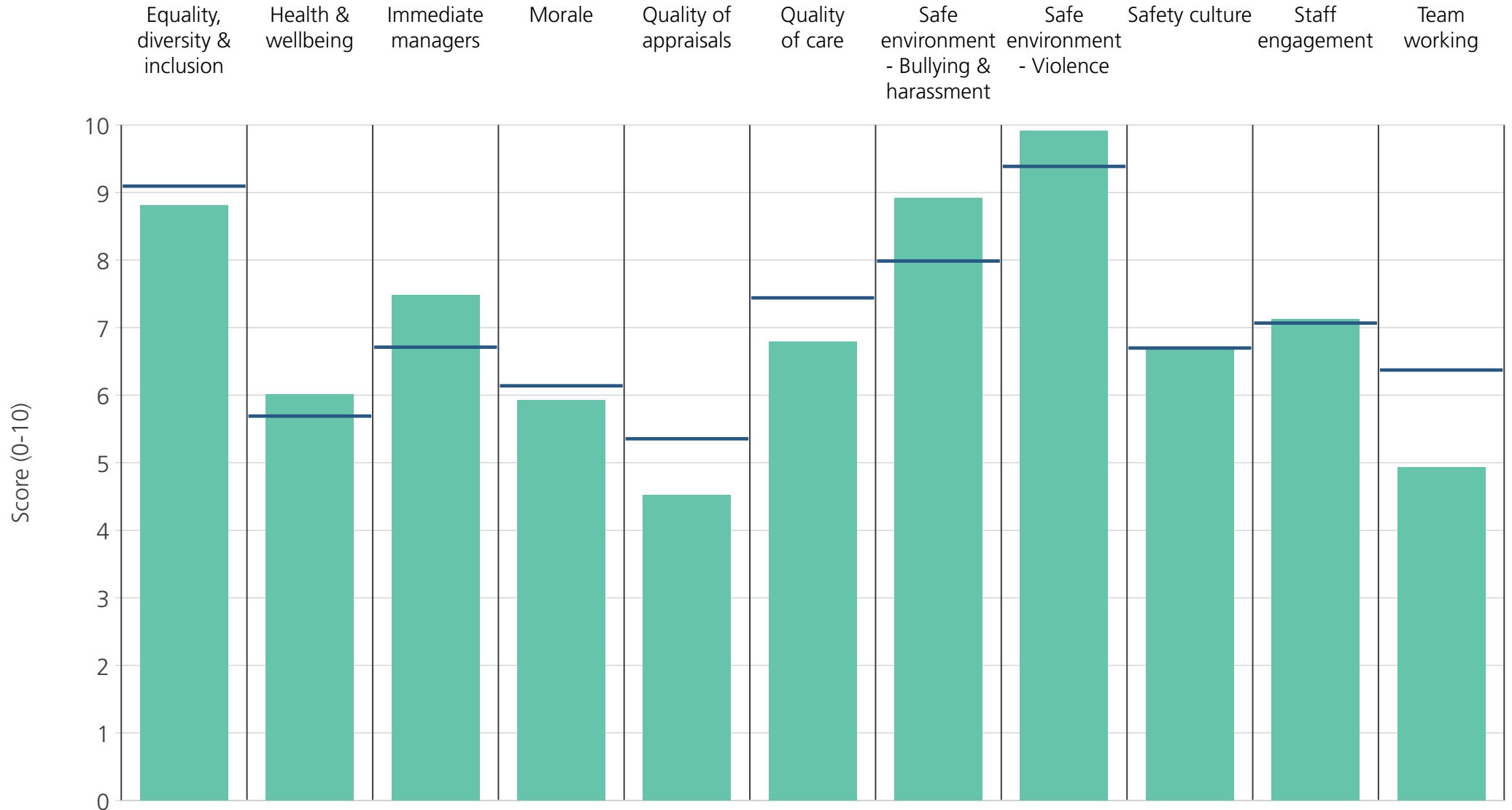
<b>Directorate</b>	9.3	6.4	7.1	6.2	5.5	7.1	8.9	9.9	6.6	7.1	6.6
<b>Your org</b>	9.1	5.7	6.7	6.1	5.4	7.4	8.0	9.4	6.7	7.1	6.4
<b>Responses</b>	158	158	158	156	134	99	156	158	156	160	160



<b>Directorate</b>	9.5	6.5	7.0	6.2	5.2	6.3	9.7	9.9	6.5	7.1	6.4
<b>Your org</b>	9.1	5.7	6.7	6.1	5.4	7.4	8.0	9.4	6.7	7.1	6.4
<b>Responses</b>	78	78	78	78	58	28	77	78	78	78	78

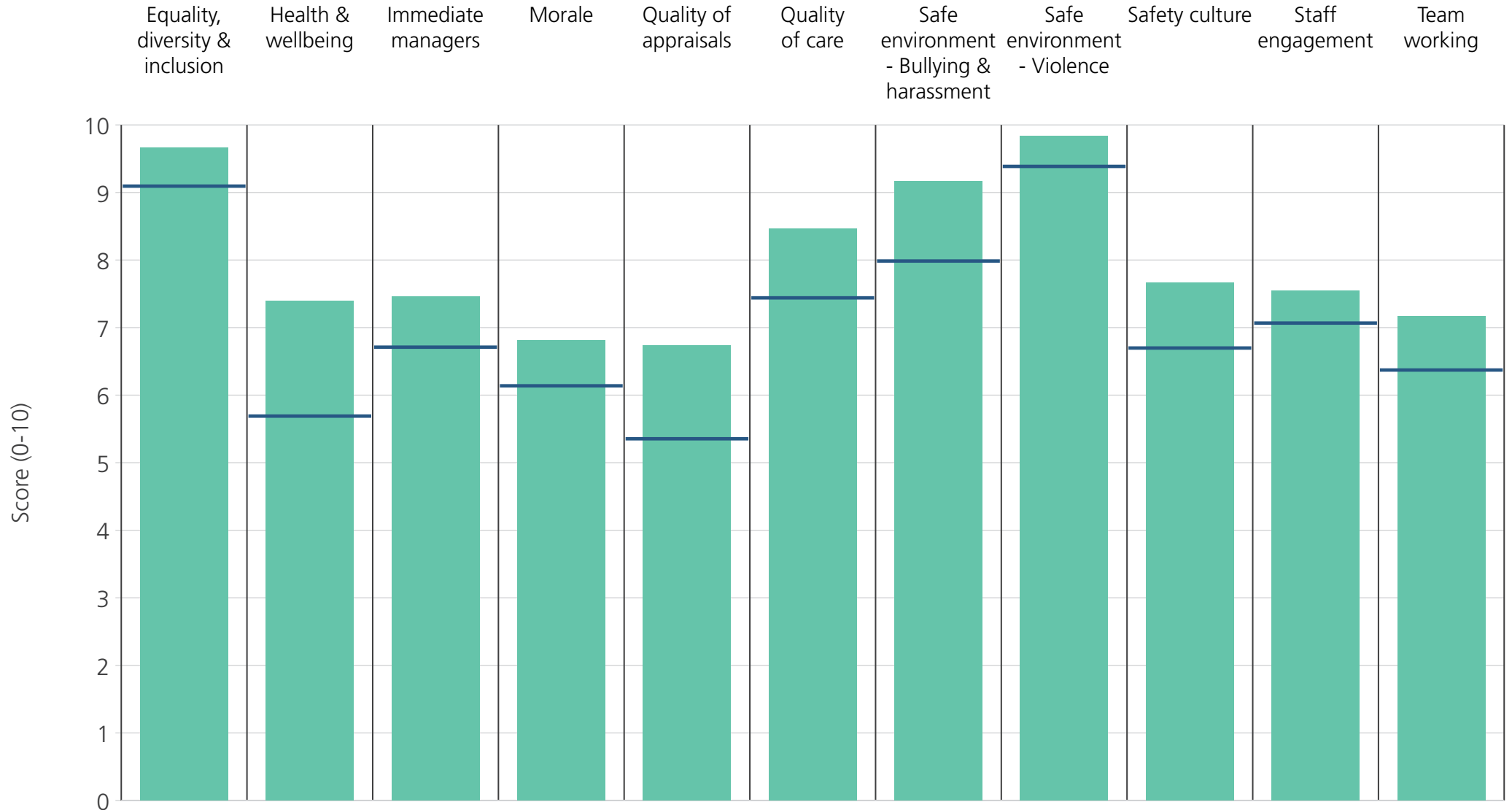


<b>Directorate</b>	9.5	5.9	7.1	6.6	5.1	7.5	8.1	9.8	6.8	7.1	6.0
<b>Your org</b>	9.1	5.7	6.7	6.1	5.4	7.4	8.0	9.4	6.7	7.1	6.4
<b>Responses</b>	31	31	31	31	26	25	31	30	31	31	31

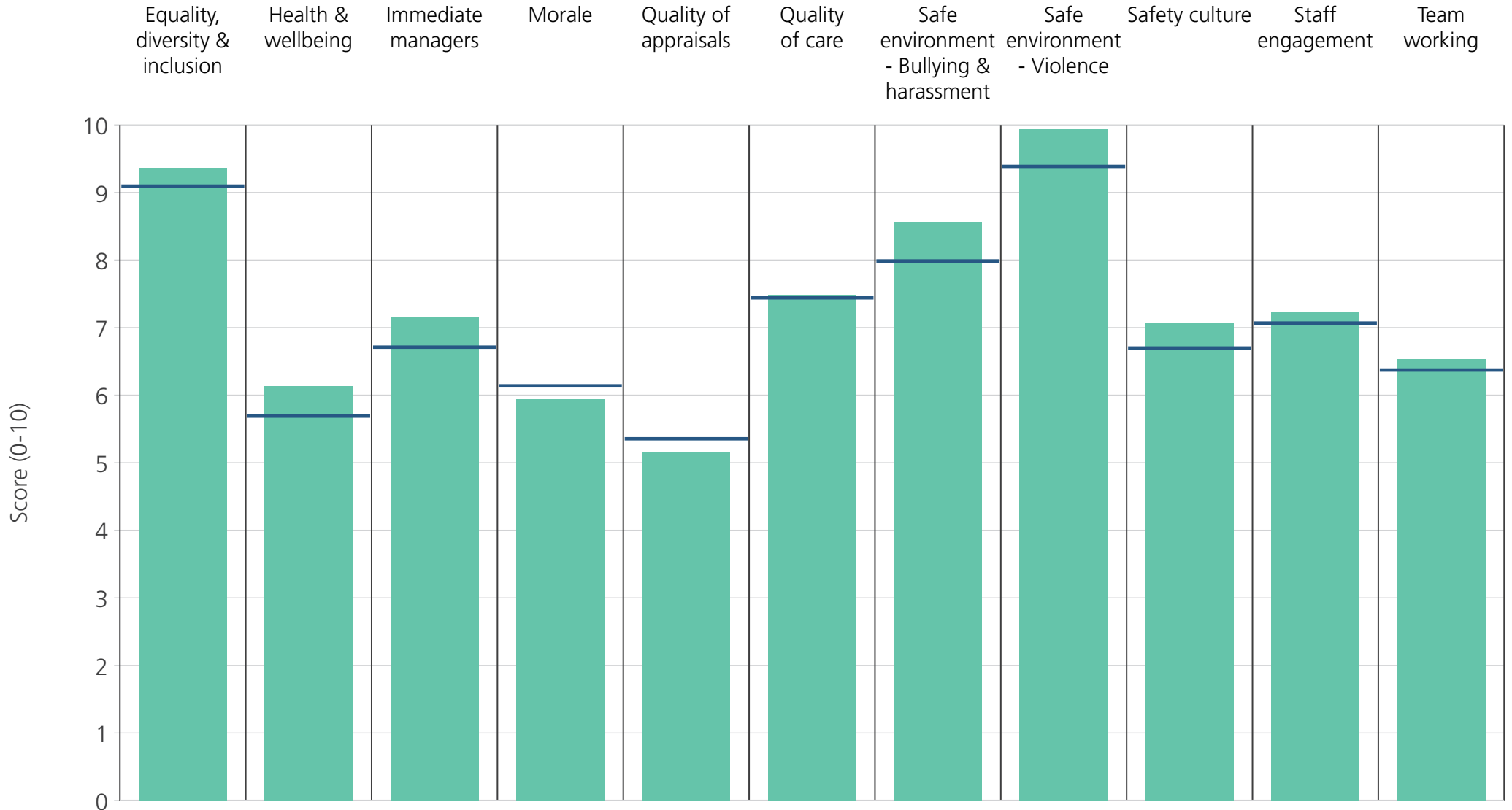


<b>Directorate</b>	8.8	6.0	7.5	5.9	4.5	6.8	8.9	9.9	6.7	7.1	4.9
<b>Your org</b>	9.1	5.7	6.7	6.1	5.4	7.4	8.0	9.4	6.7	7.1	6.4
<b>Responses</b>	37	38	38	37	31	17	37	37	37	38	36





<b>Directorate</b>	9.7	7.4	7.5	6.8	6.7	8.5	9.2	9.8	7.7	7.5	7.2
<b>Your org</b>	9.1	5.7	6.7	6.1	5.4	7.4	8.0	9.4	6.7	7.1	6.4
<b>Responses</b>	20	20	20	19	13	19	20	20	19	20	19



<b>Directorate</b>	9.4	6.1	7.1	5.9	5.1	7.5	8.6	9.9	7.1	7.2	6.5
<b>Your org</b>	9.1	5.7	6.7	6.1	5.4	7.4	8.0	9.4	6.7	7.1	6.4
<b>Responses</b>	52	52	52	52	35	28	52	52	52	53	53