

# North Tees and Hartlepool NHS Foundation Trust

2019 NHS Staff Survey

**Directorate Report**

**Contents**

Introduction . . . . .	3	Research and Development Directorate Group . . . . .	25
Themes – Directorates 1 . . . . .	4	Strategy, Operations and Performance Directorate Group . . . . .	26
Collaborative Care Division . . . . .	5	Women's and Children's Services Directorate Group . . . . .	27
Corporate Division . . . . .	6	Workforce Directorate Group . . . . .	28
Healthy Lives Division . . . . .	7		
Responsive Care Division . . . . .	8		
Themes – Directorates 2 . . . . .	9		
Anaesthetics Directorate Group . . . . .	10		
Chief Executive Directorate Group . . . . .	11		
Elective Care Directorate Group . . . . .	12		
Emergency Care Services Directorate Group . . . . .	13		
Finance Directorate Group . . . . .	14		
Information and Technology Services Directorate Group . . . . .	15		
In-Hospital Care (Responsive Care) Directorate Group . . . . .	16		
Nursing, Patient Safety and Quality Directorate Group . . . . .	17		
Other - Medical Director, Collab Care Management, In-Hospital Management . . . . .	18		
Out of Hospital Care Directorate Group . . . . .	19		
Outpatients Directorate Group . . . . .	20		
Pathology Directorate Group . . . . .	21		
Pharmacy Directorate Group . . . . .	22		
Radiology (Collaborative Care) Directorate Group . . . . .	23		
Radiology (Responsive Care) Directorate Group . . . . .	24		

This directorate report for North Tees and Hartlepool NHS Foundation Trust contains results by directorate for themes from the 2019 NHS Staff Survey. These results are compared to the unweighted average for your organisation.

**Please note:** It is possible that there are differences between the 'Your org' scores reported in this directorate report and those in the benchmark report. This is because the results in the benchmark report are weighted to allow for fair comparisons between organisations of a similar type. However, in this report comparisons are made within your organisation so the unweighted organisation result is a more appropriate point of comparison.

The directorate breakdowns used in this report were provided and defined by North Tees and Hartlepool NHS Foundation Trust. Details of how the theme scores were calculated are included in the Technical Document, available to download from our [results website](#).

## Key features

Breakdown type and **directorate name** are specified in the header. Black text in the header is hyperlinked: clicking on '2019 NHS Staff Survey Results' navigates back to the contents page.

Directorate results are presented in the context of the (unweighted) **organisation average ('Your org')**, so it is easy to tell if a directorate is performing better or worse than the organisation average. For all themes, a higher score is a better result than a lower score.

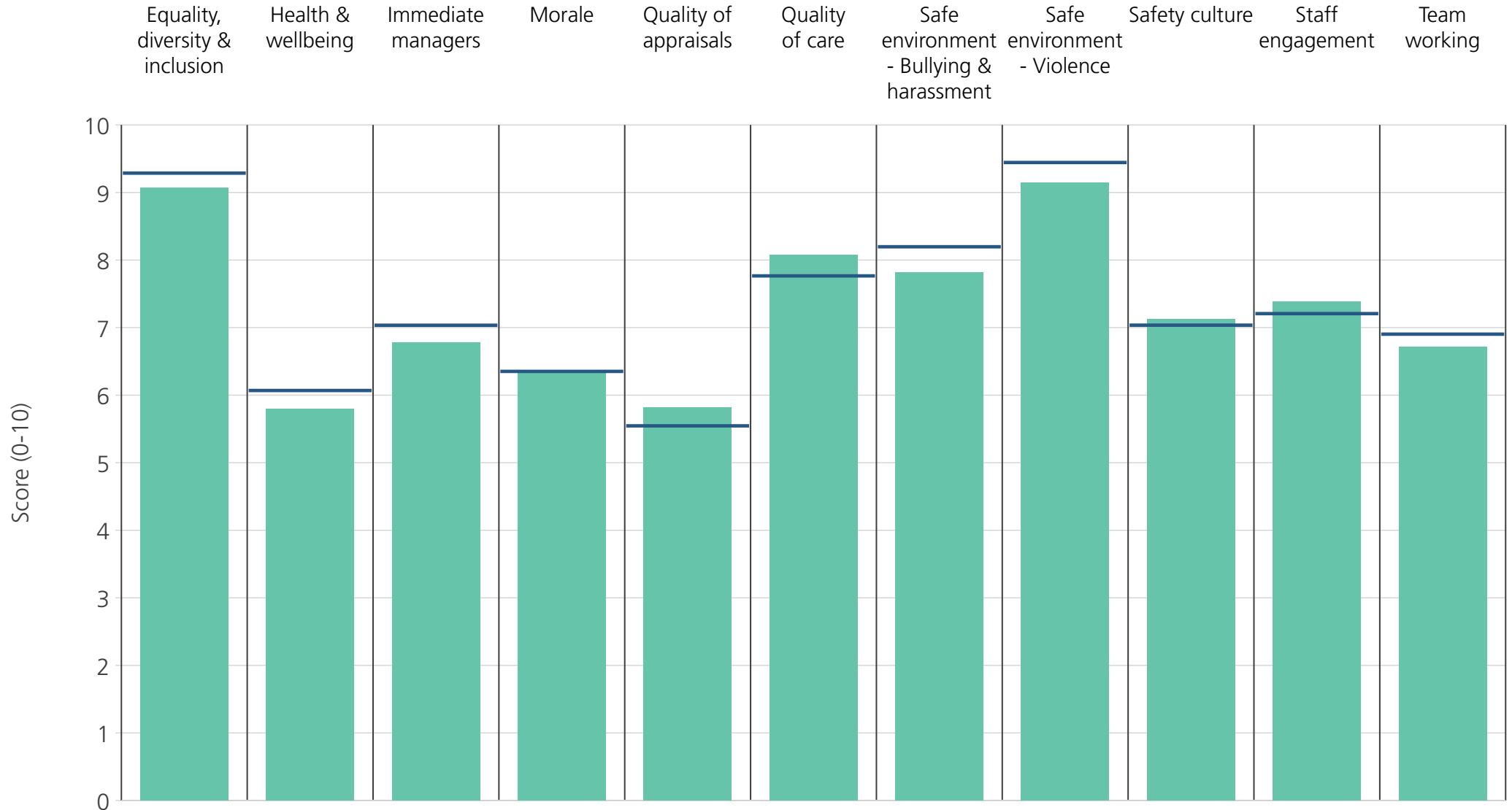
The **number of responses** feeding into each theme score **for the given directorate** is specified below the table containing the directorate and trust scores.



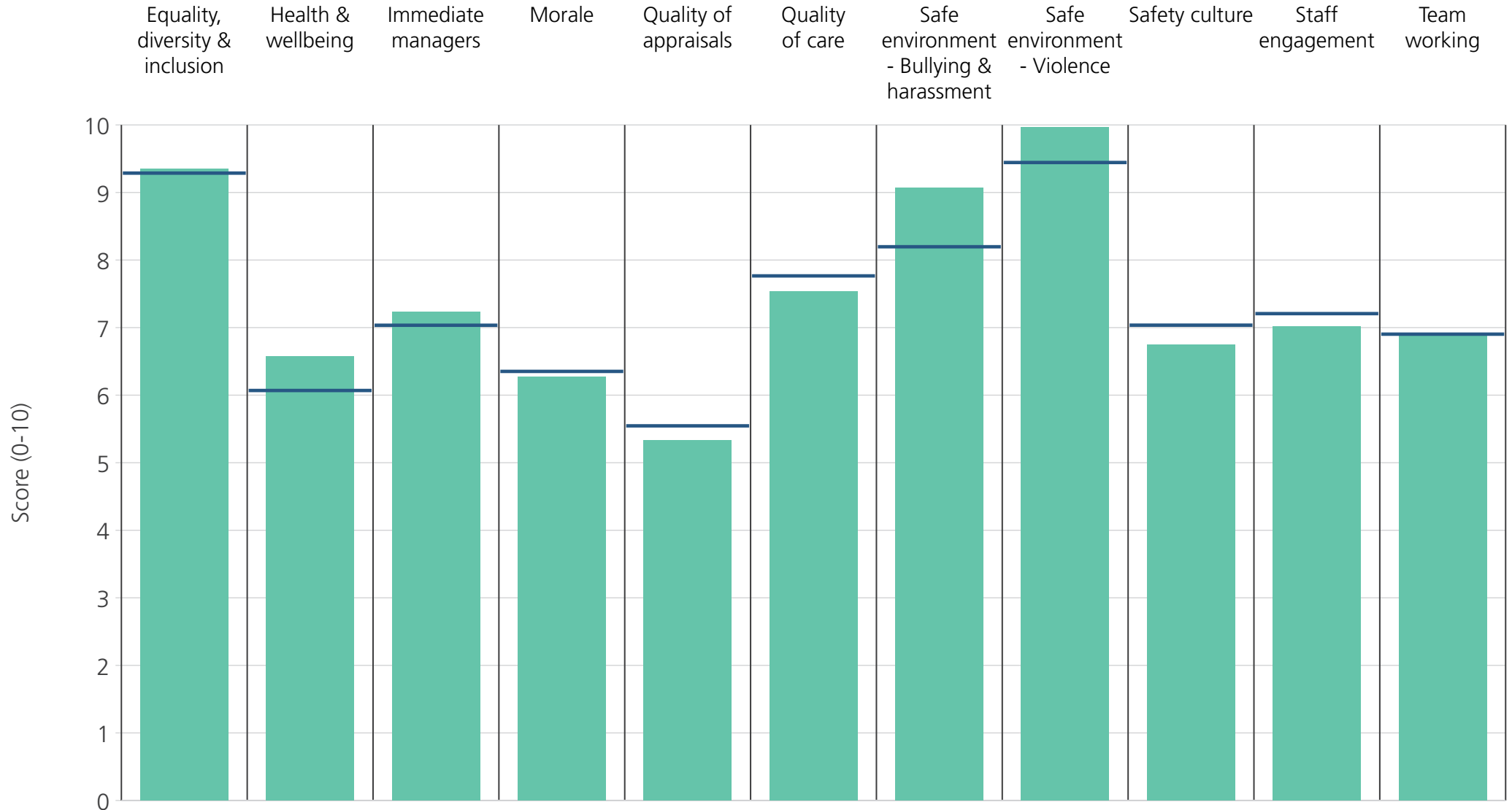
**! Note:** when there are less than 11 responses in a group, results are suppressed to protect staff confidentiality

# Directorates 1

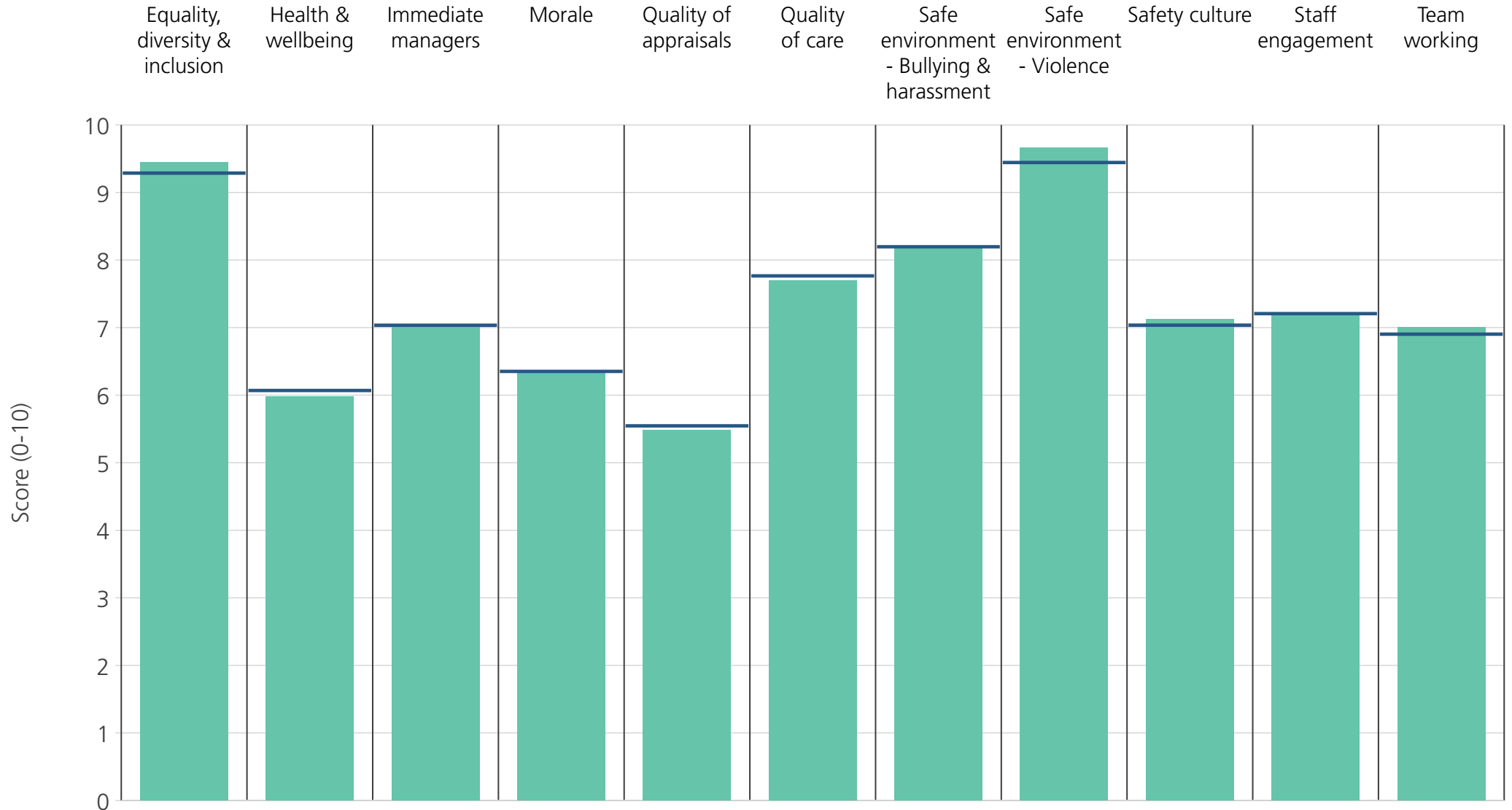
North Tees and Hartlepool NHS Foundation Trust  
2019 NHS Staff Survey Results



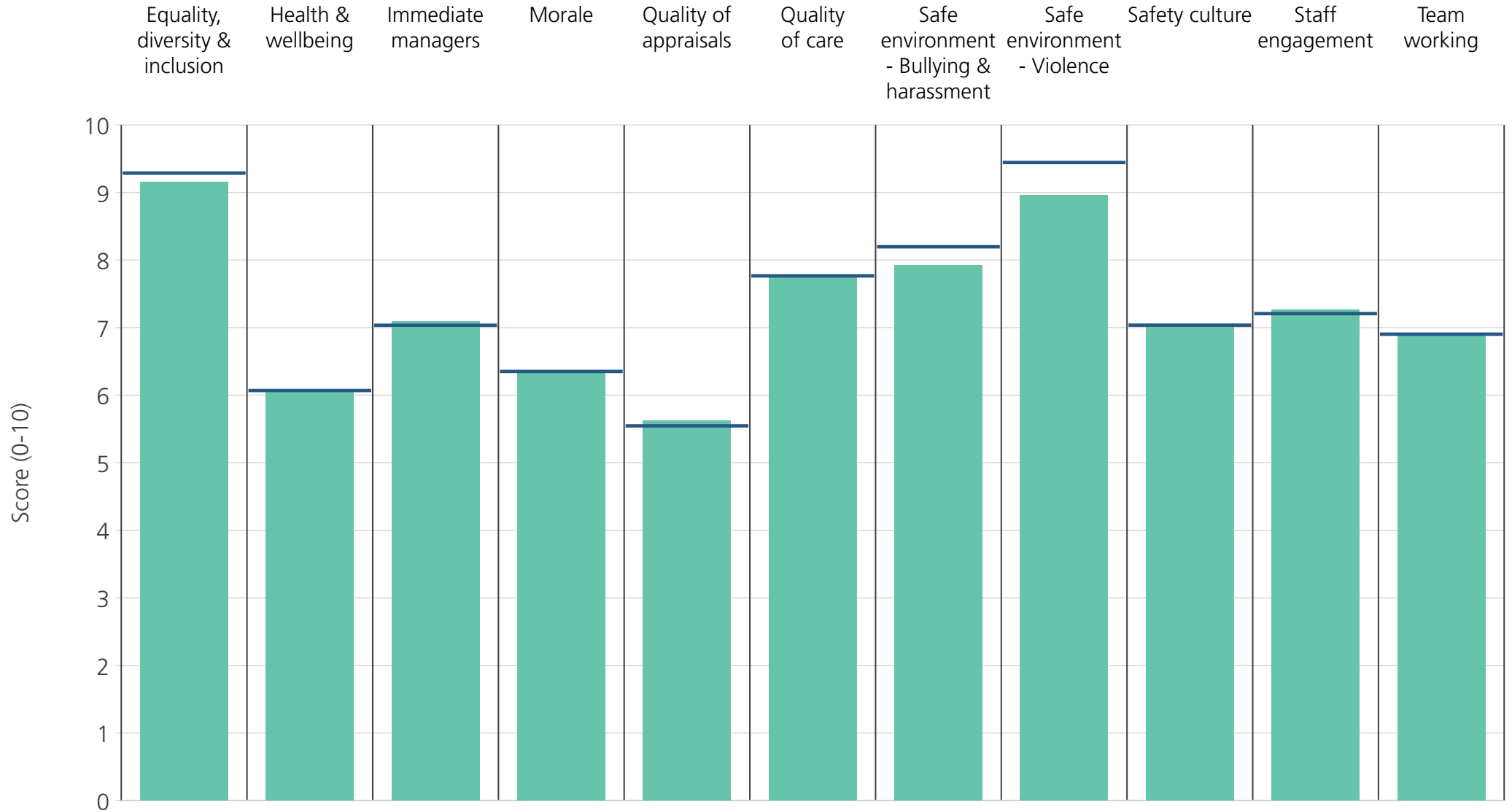
<b>Directorate</b>	9.1	5.8	6.8	6.4	5.8	8.1	7.8	9.1	7.1	7.4	6.7
<b>Your org</b>	9.3	6.1	7.0	6.4	5.5	7.8	8.2	9.4	7.0	7.2	6.9
<b>Responses</b>	414	413	414	409	313	402	411	407	415	416	406



<b>Directorate</b>	9.4	6.6	7.2	6.3	5.3	7.5	9.1	10.0	6.7	7.0	6.9
<b>Your org</b>	9.3	6.1	7.0	6.4	5.5	7.8	8.2	9.4	7.0	7.2	6.9
<b>Responses</b>	413	414	416	415	337	222	413	414	411	418	412



<b>Directorate</b>	9.4	6.0	7.0	6.4	5.5	7.7	8.2	9.7	7.1	7.2	7.0
<b>Your org</b>	9.3	6.1	7.0	6.4	5.5	7.8	8.2	9.4	7.0	7.2	6.9
<b>Responses</b>	955	961	955	954	774	912	957	953	961	965	949

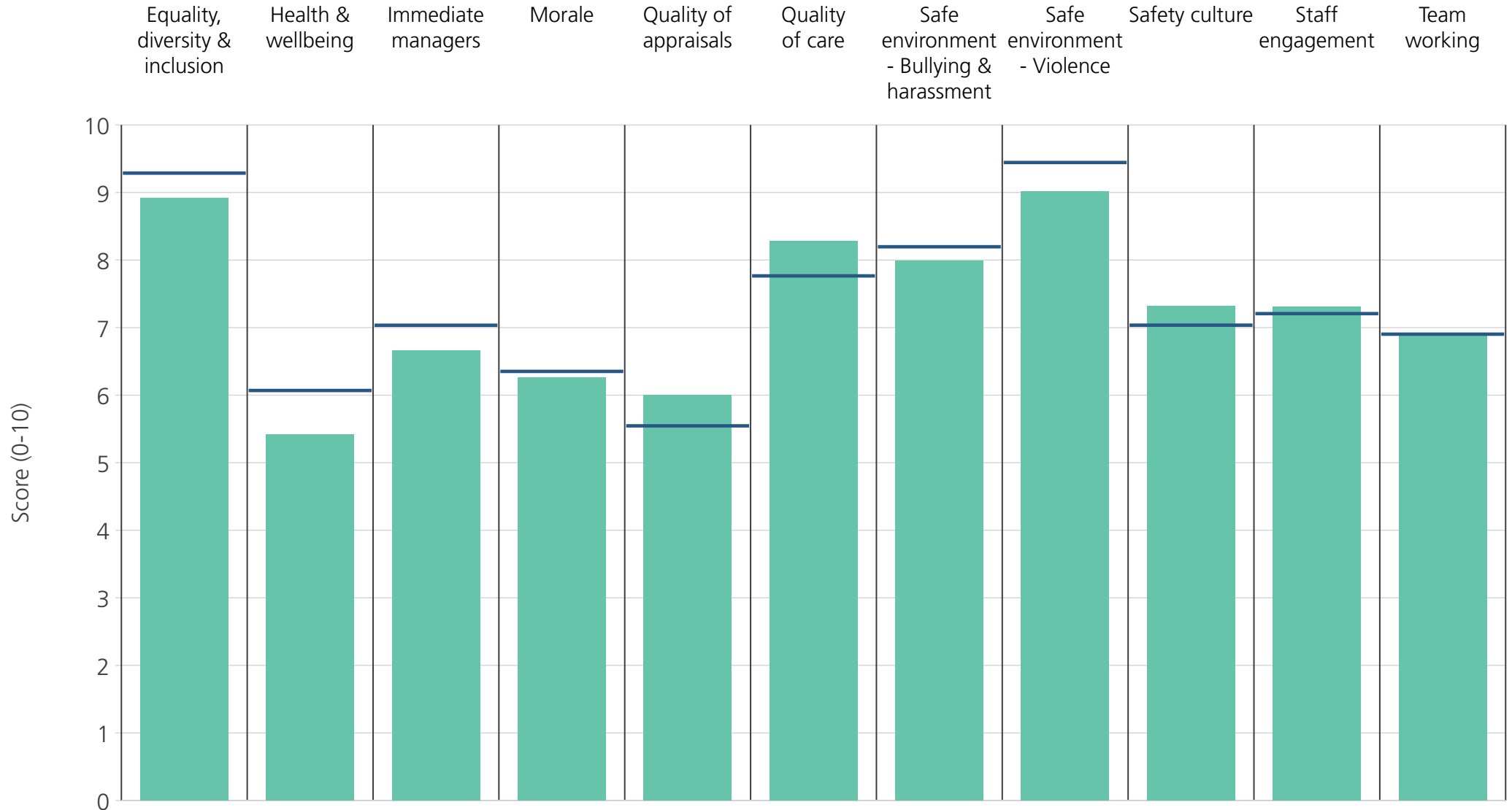


<b>Directorate</b>	9.2	6.1	7.1	6.4	5.6	7.7	7.9	9.0	7.0	7.3	6.9
<b>Your org</b>	9.3	6.1	7.0	6.4	5.5	7.8	8.2	9.4	7.0	7.2	6.9
<b>Responses</b>	631	633	638	631	502	604	630	626	633	638	625

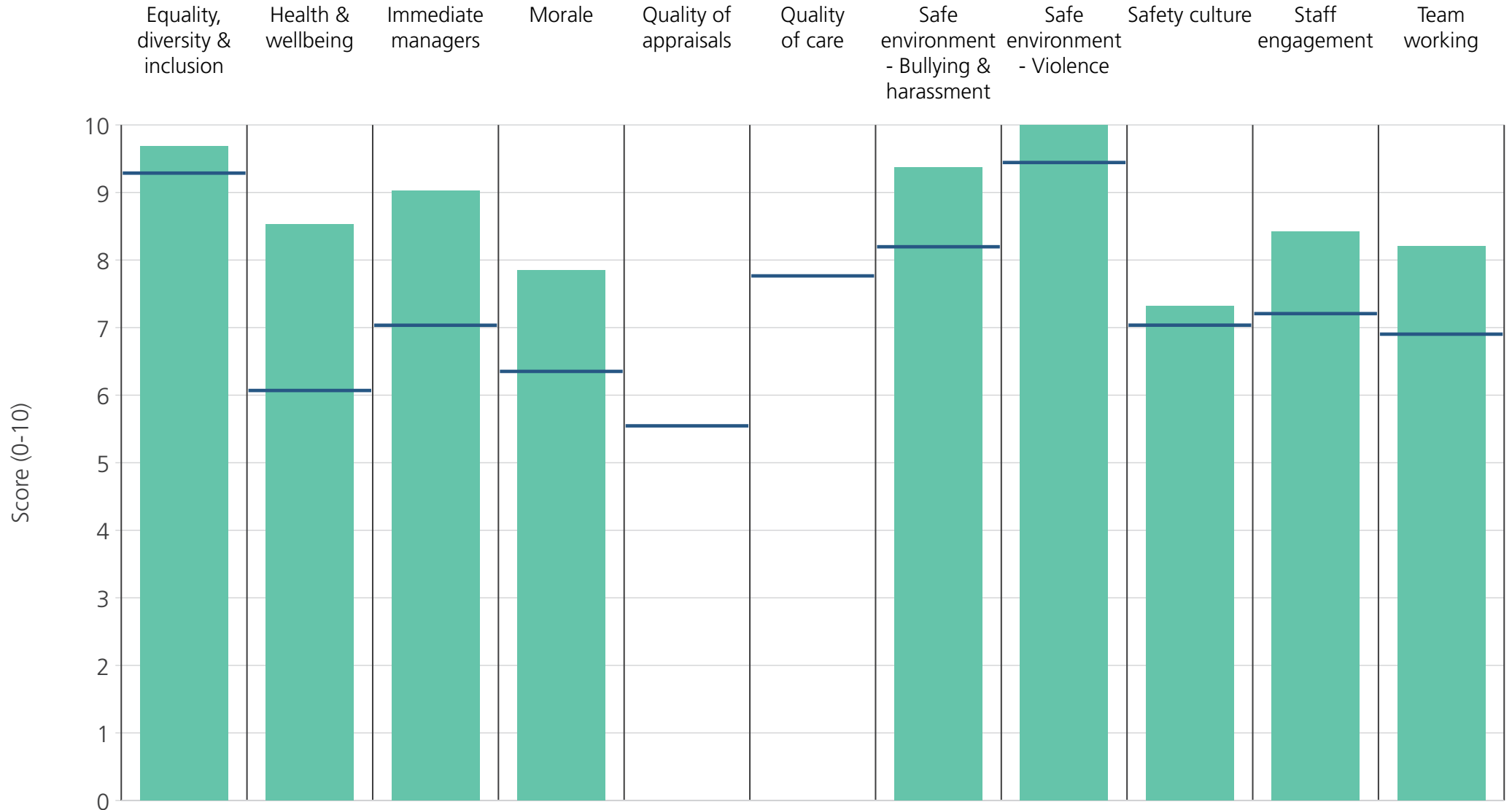


# Directorates 2

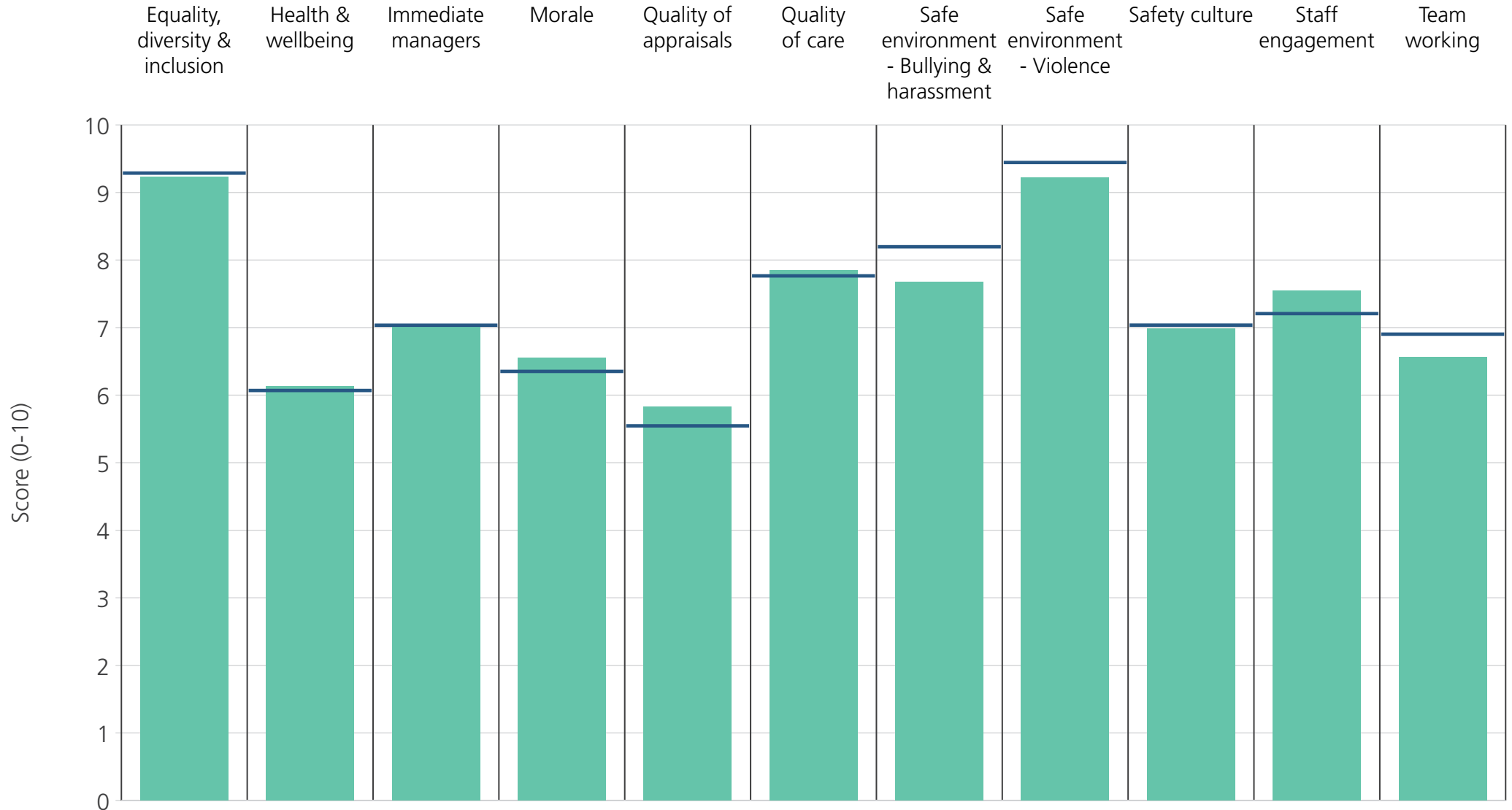
North Tees and Hartlepool NHS Foundation Trust  
2019 NHS Staff Survey Results



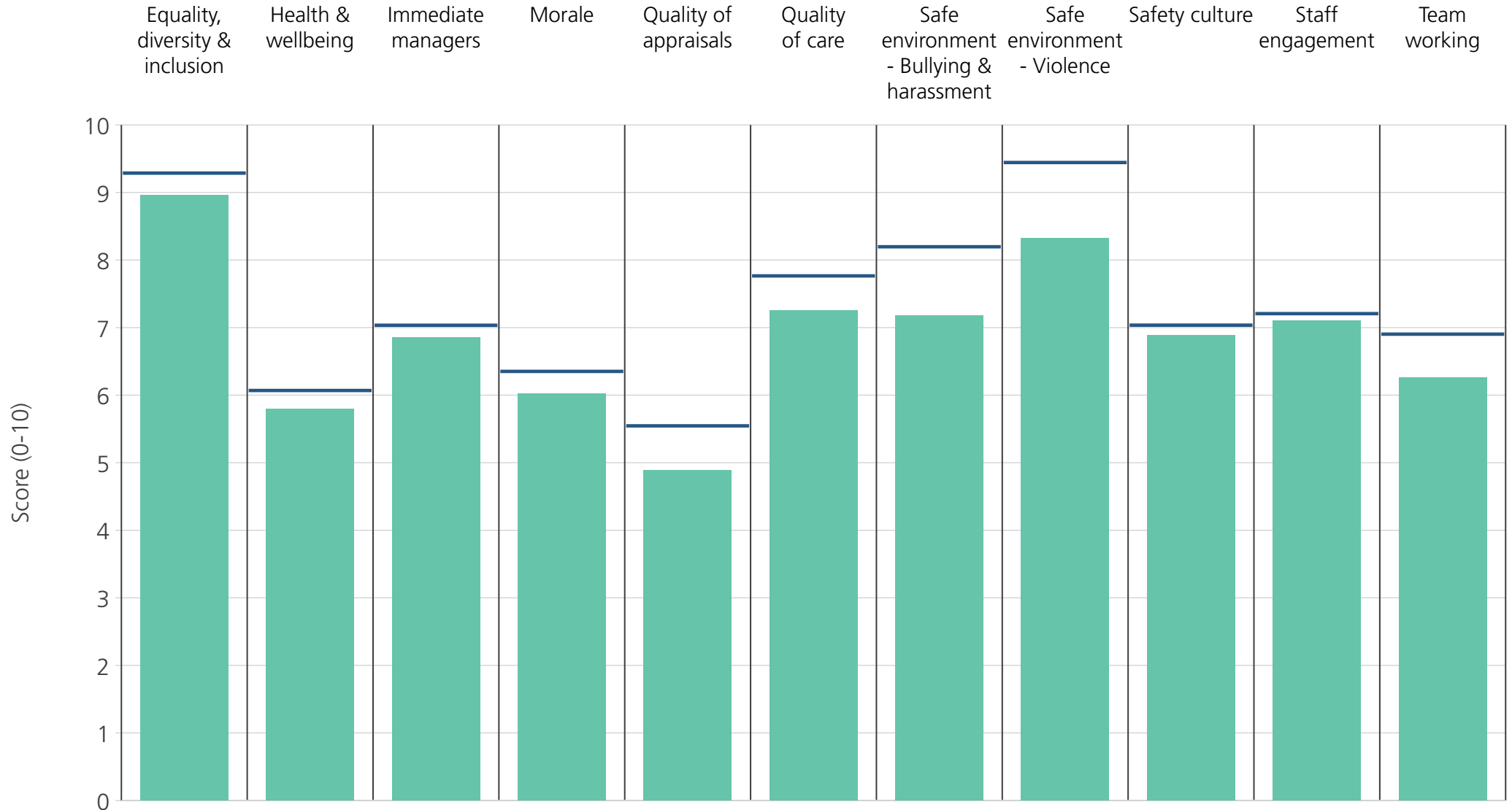
<b>Directorate</b>	8.9	5.4	6.7	6.3	6.0	8.3	8.0	9.0	7.3	7.3	6.9
<b>Your org</b>	9.3	6.1	7.0	6.4	5.5	7.8	8.2	9.4	7.0	7.2	6.9
<b>Responses</b>	199	199	198	198	165	196	196	196	199	200	196



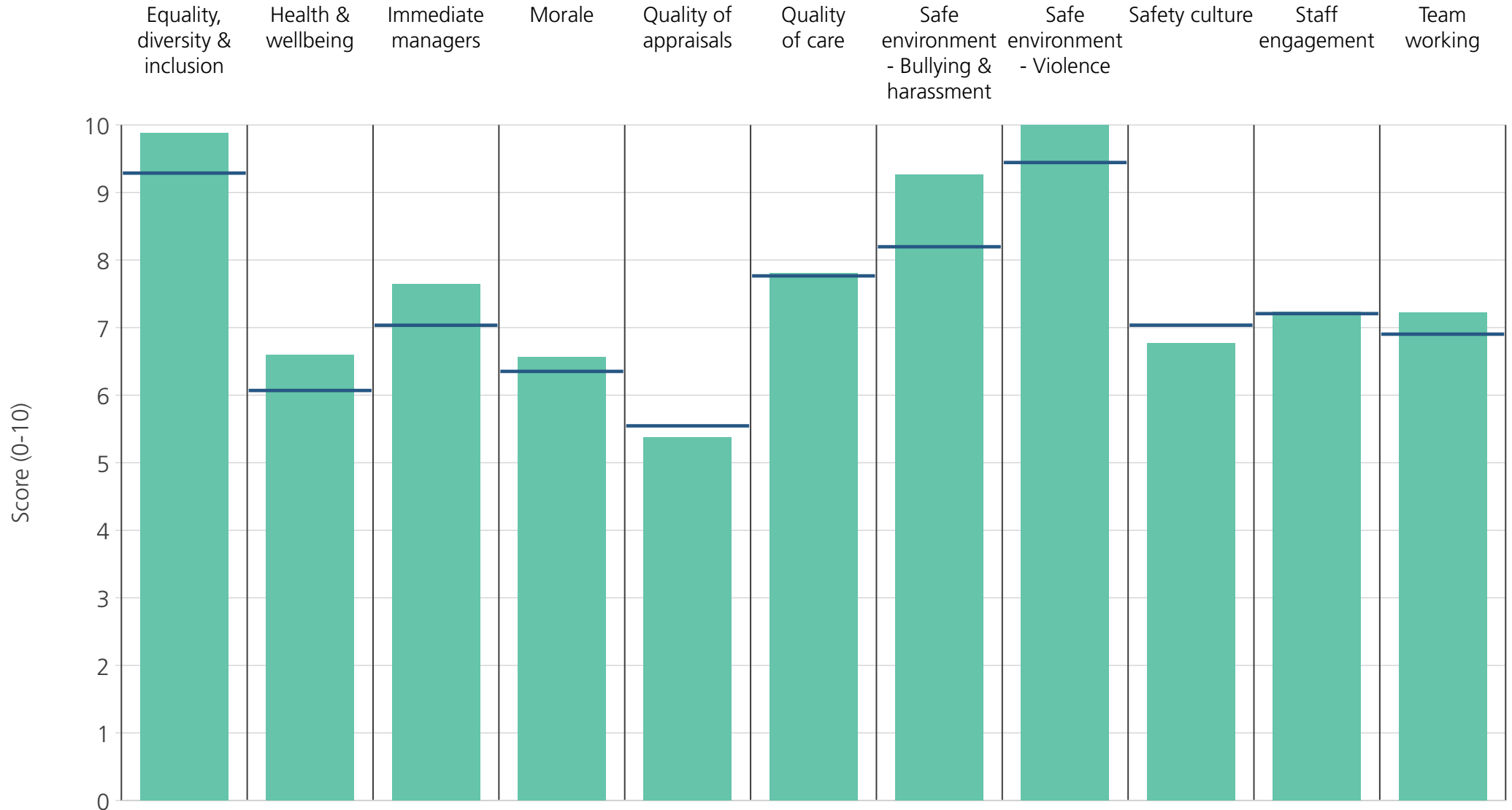
<b>Directorate</b>	9.7	8.5	9.0	7.9	5.5	7.8	9.4	10.0	7.3	8.4	8.2
<b>Your org</b>	9.3	6.1	7.0	6.4	5.5	7.8	8.2	9.4	7.0	7.2	6.9
<b>Responses</b>	16	16	16	16	10	7	16	16	16	16	16



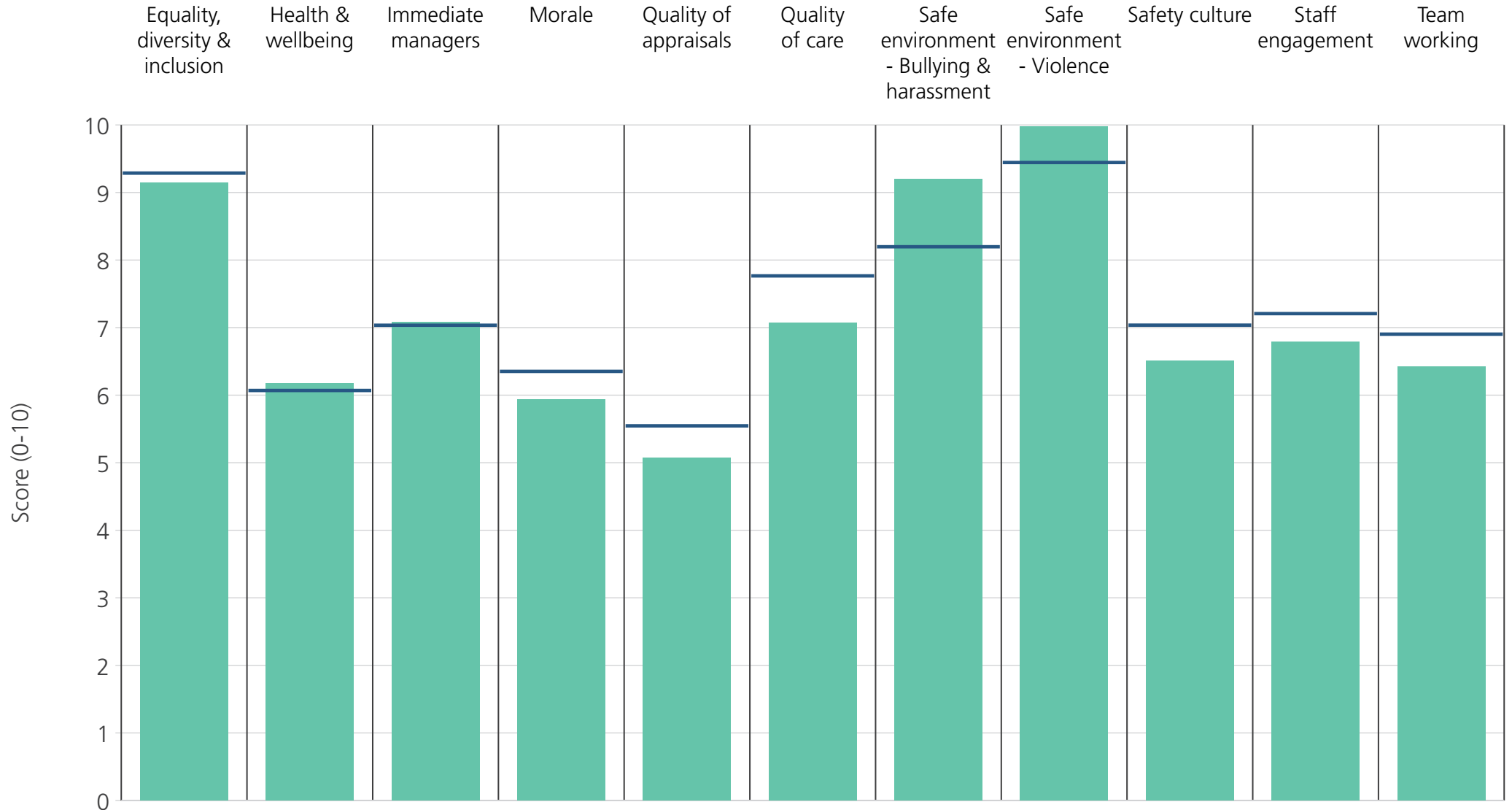
<b>Directorate</b>	9.2	6.1	7.0	6.6	5.8	7.8	7.7	9.2	7.0	7.5	6.6
<b>Your org</b>	9.3	6.1	7.0	6.4	5.5	7.8	8.2	9.4	7.0	7.2	6.9
<b>Responses</b>	188	187	188	183	120	180	187	183	188	188	183



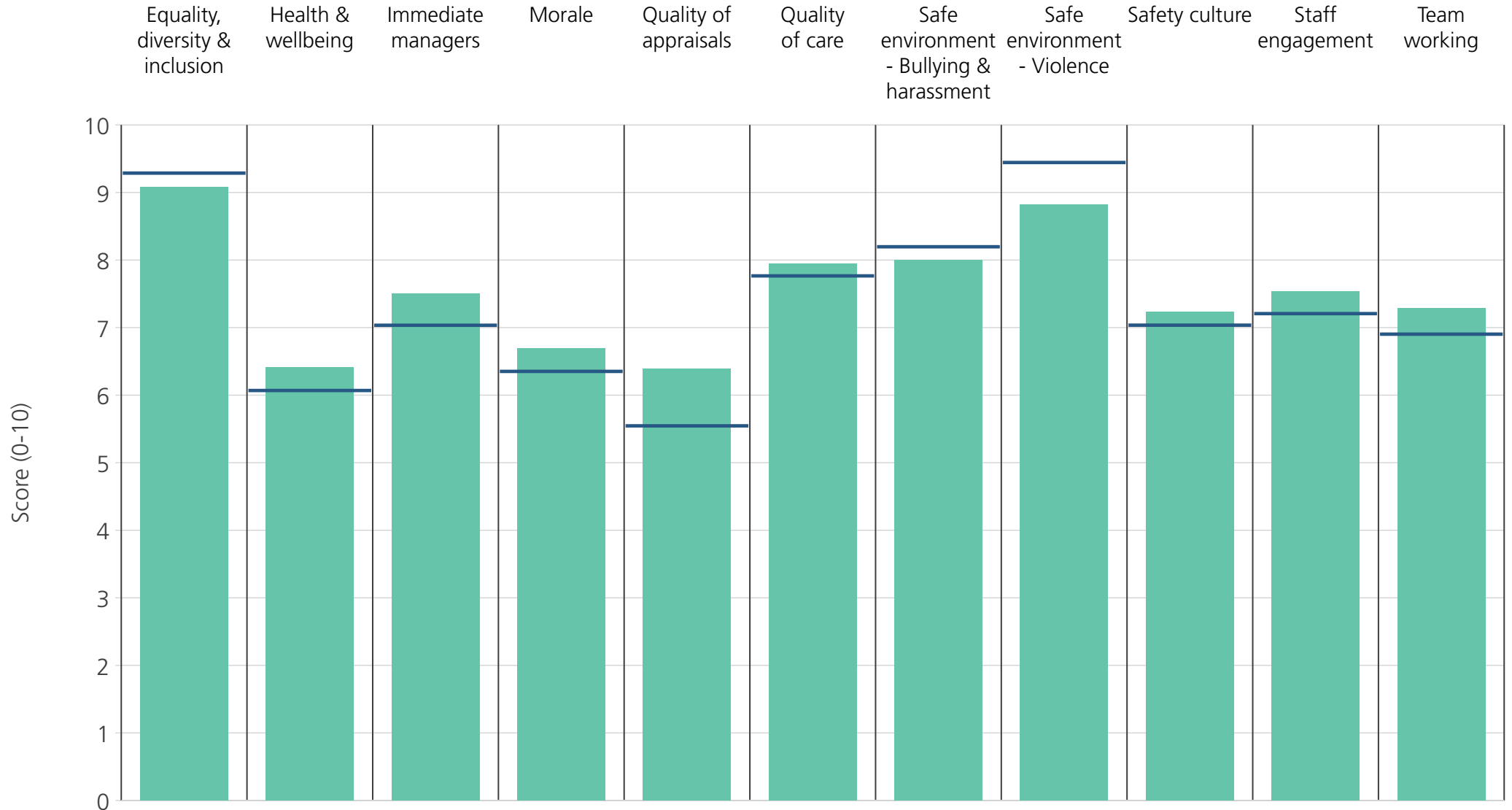
<b>Directorate</b>	9.0	5.8	6.9	6.0	4.9	7.3	7.2	8.3	6.9	7.1	6.3
<b>Your org</b>	9.3	6.1	7.0	6.4	5.5	7.8	8.2	9.4	7.0	7.2	6.9
<b>Responses</b>	127	126	128	127	102	122	126	125	127	128	126



<b>Directorate</b>	9.9	6.6	7.6	6.6	5.4	7.8	9.3	10.0	6.8	7.2	7.2
<b>Your org</b>	9.3	6.1	7.0	6.4	5.5	7.8	8.2	9.4	7.0	7.2	6.9
<b>Responses</b>	53	54	54	54	44	15	54	54	54	54	53

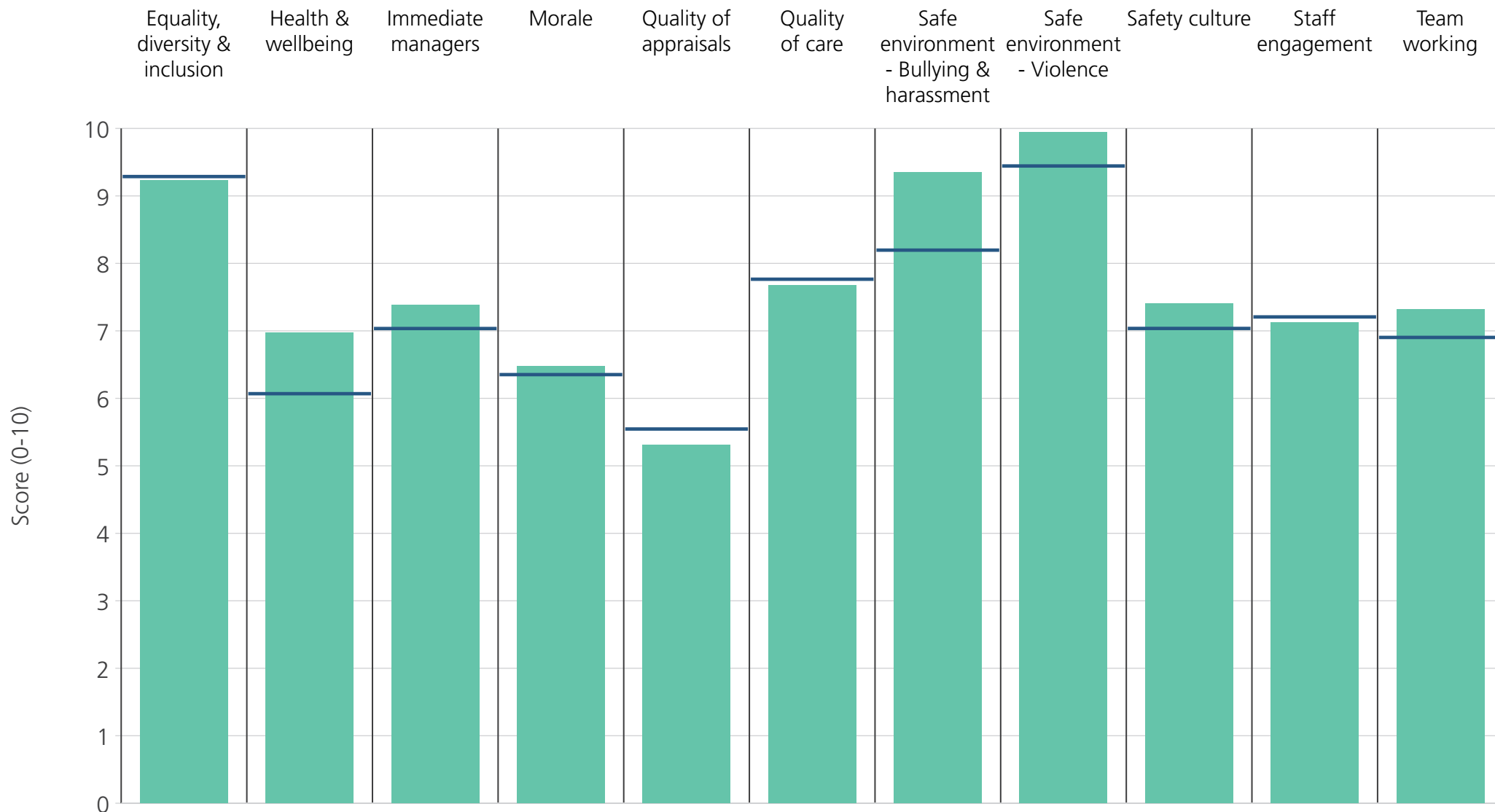


<b>Directorate</b>	9.1	6.2	7.1	5.9	5.1	7.1	9.2	10.0	6.5	6.8	6.4
<b>Your org</b>	9.3	6.1	7.0	6.4	5.5	7.8	8.2	9.4	7.0	7.2	6.9
<b>Responses</b>	116	116	116	116	90	53	114	116	112	116	115

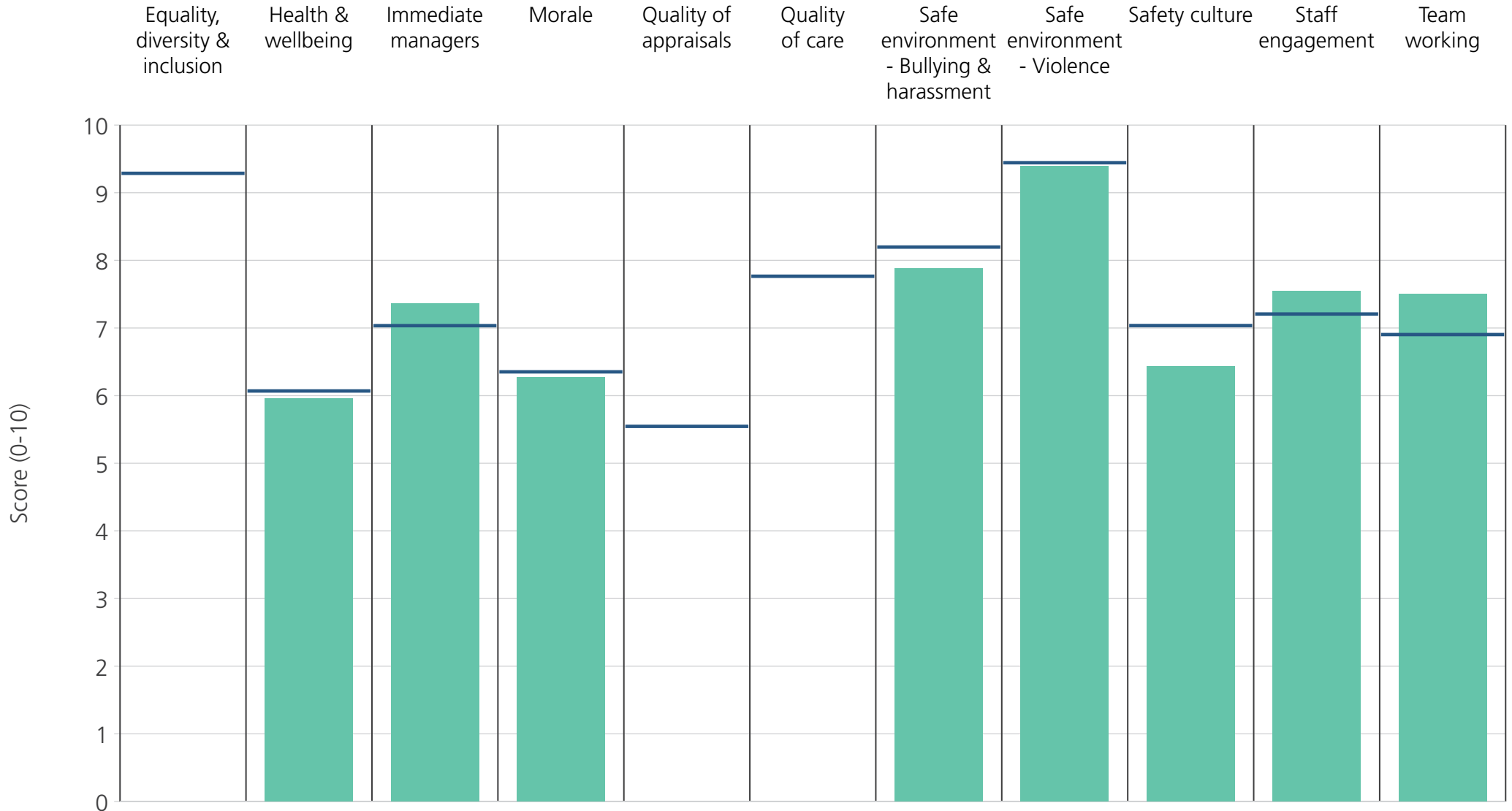


<b>Directorate</b>	9.1	6.4	7.5	6.7	6.4	7.9	8.0	8.8	7.2	7.5	7.3
<b>Your org</b>	9.3	6.1	7.0	6.4	5.5	7.8	8.2	9.4	7.0	7.2	6.9
<b>Responses</b>	332	335	336	333	248	320	335	332	335	336	332

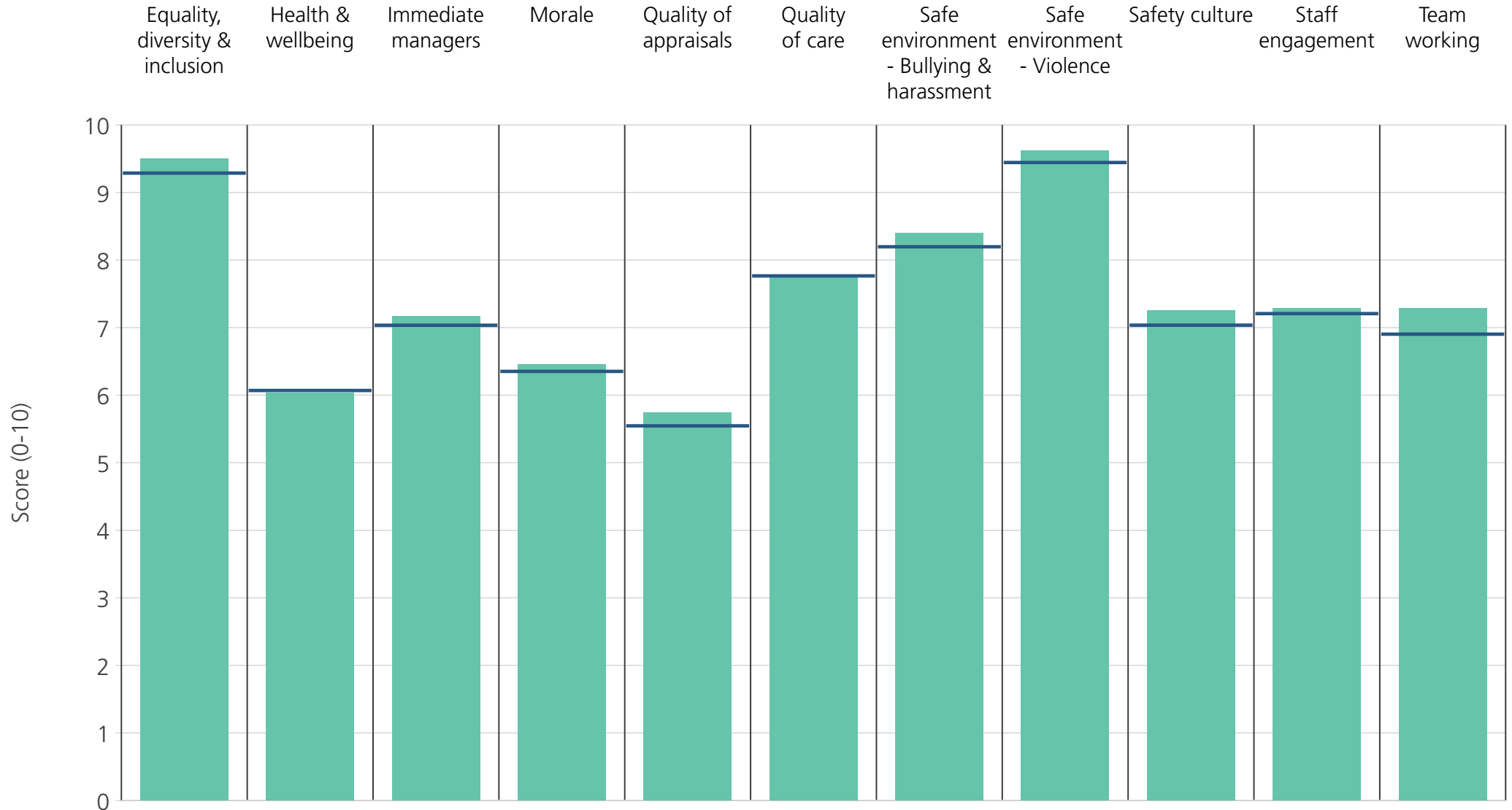




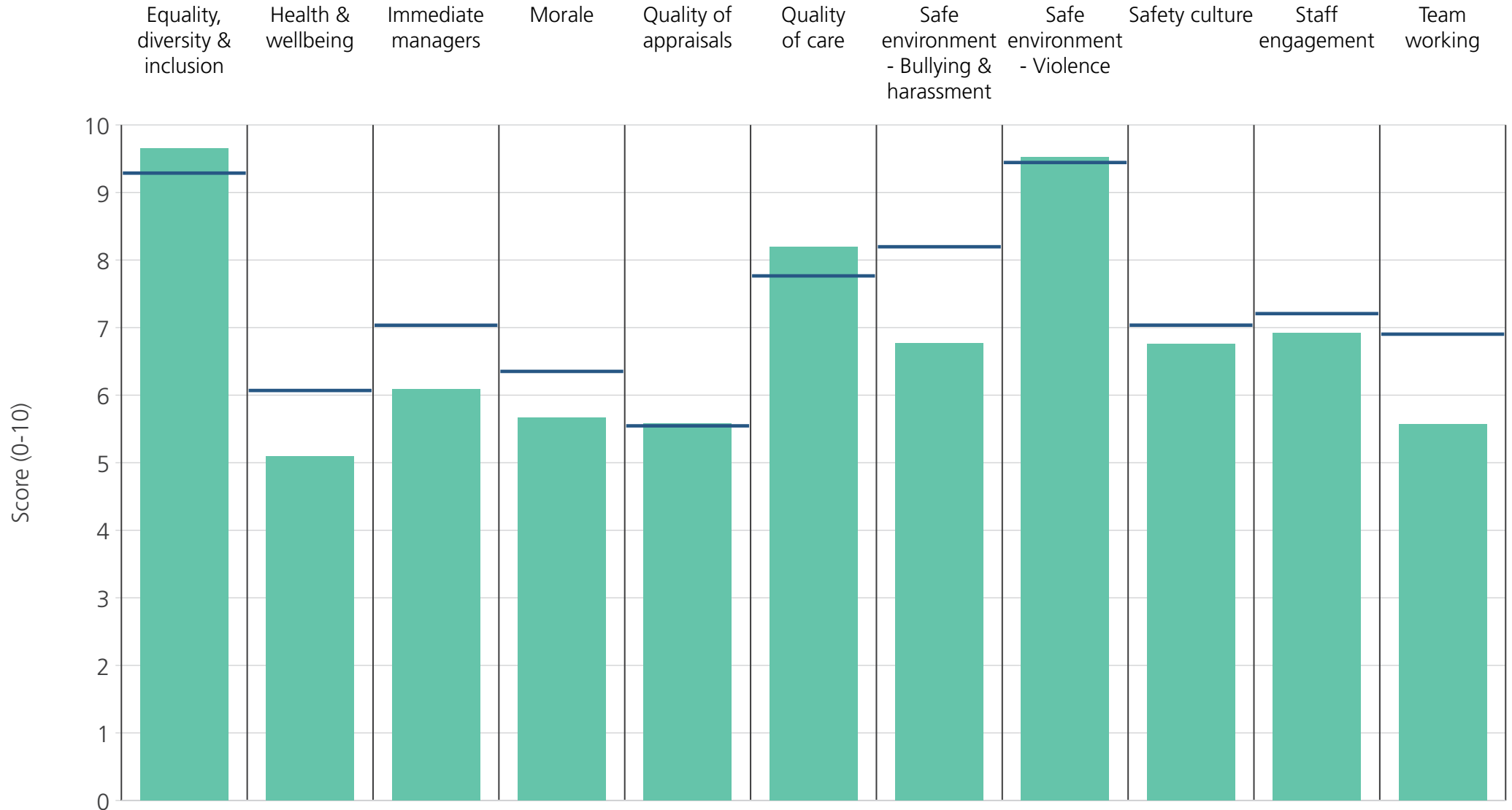
<b>Directorate</b>	9.2	7.0	7.4	6.5	5.3	7.7	9.3	9.9	7.4	7.1	7.3
<b>Your org</b>	9.3	6.1	7.0	6.4	5.5	7.8	8.2	9.4	7.0	7.2	6.9
<b>Responses</b>	61	61	62	62	52	38	61	62	62	62	61



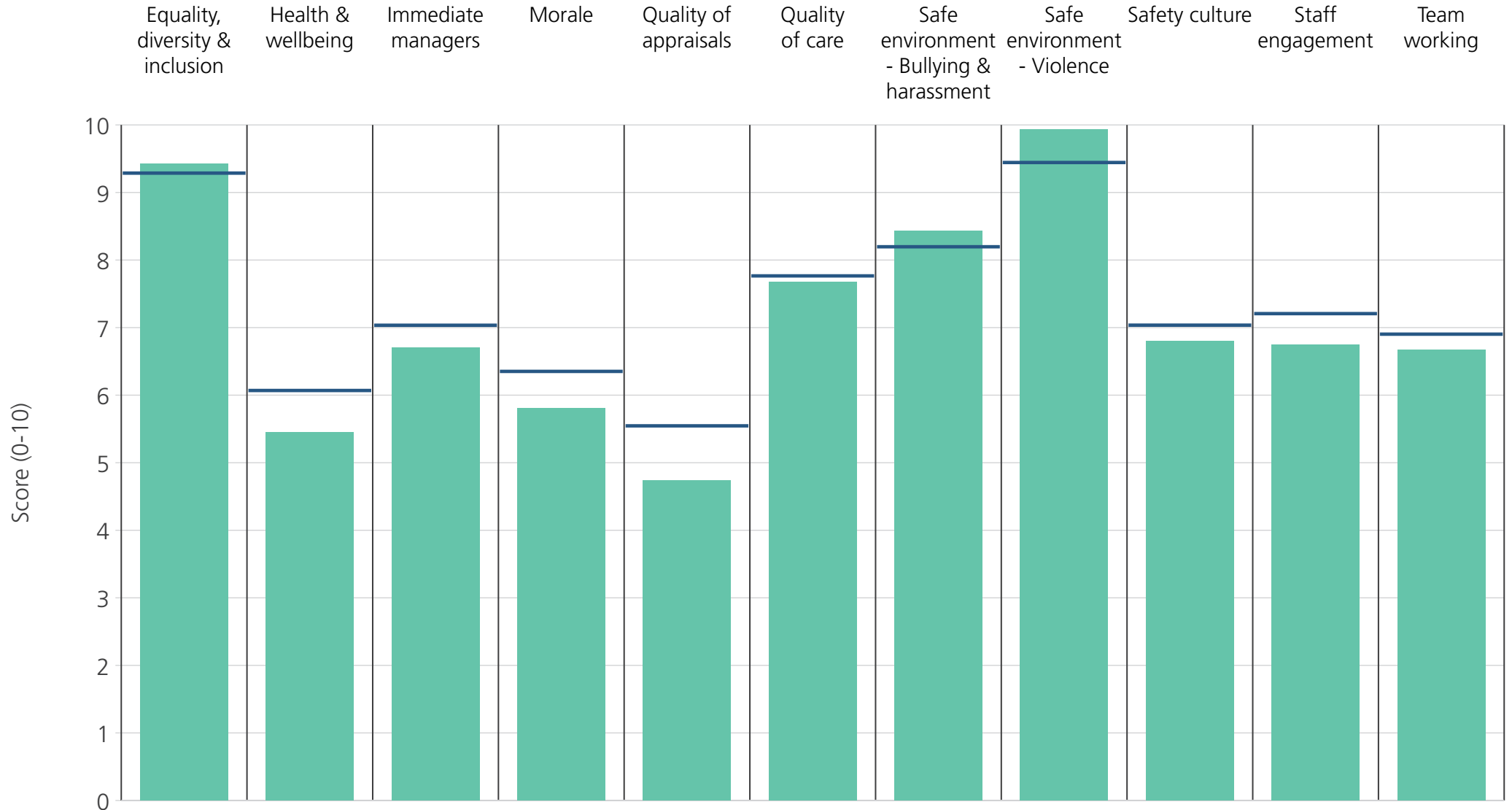
<b>Directorate</b>		6.0	7.4	6.3			7.9	9.4	6.4	7.6	7.5
<b>Your org</b>	9.3	6.1	7.0	6.4	5.5	7.8	8.2	9.4	7.0	7.2	6.9
<b>Responses</b>	10	11	11	11	8	8	11	11	11	11	11



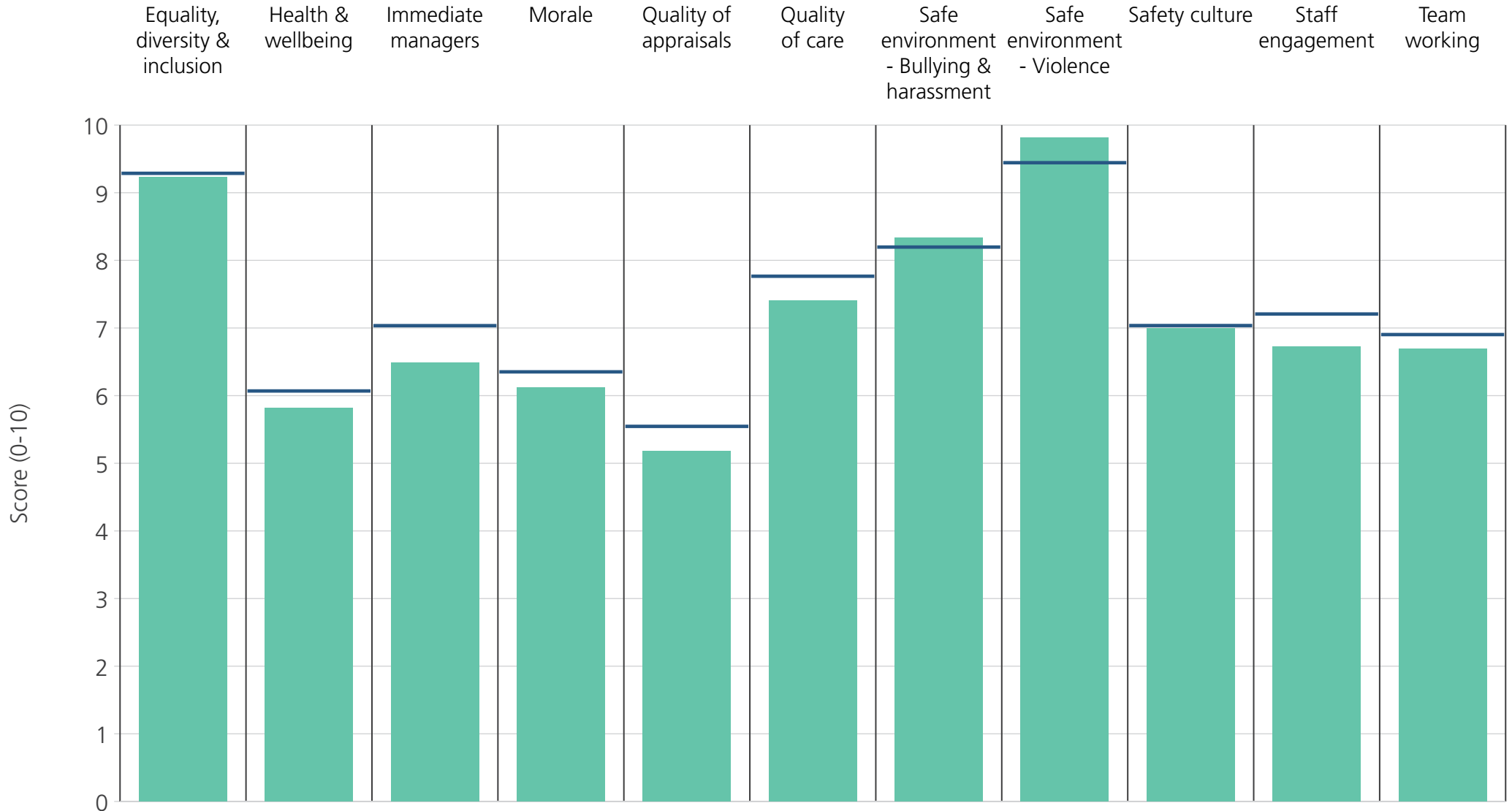
<b>Directorate</b>	9.5	6.0	7.2	6.5	5.7	7.7	8.4	9.6	7.3	7.3	7.3
<b>Your org</b>	9.3	6.1	7.0	6.4	5.5	7.8	8.2	9.4	7.0	7.2	6.9
<b>Responses</b>	506	508	505	504	407	489	507	503	508	509	496



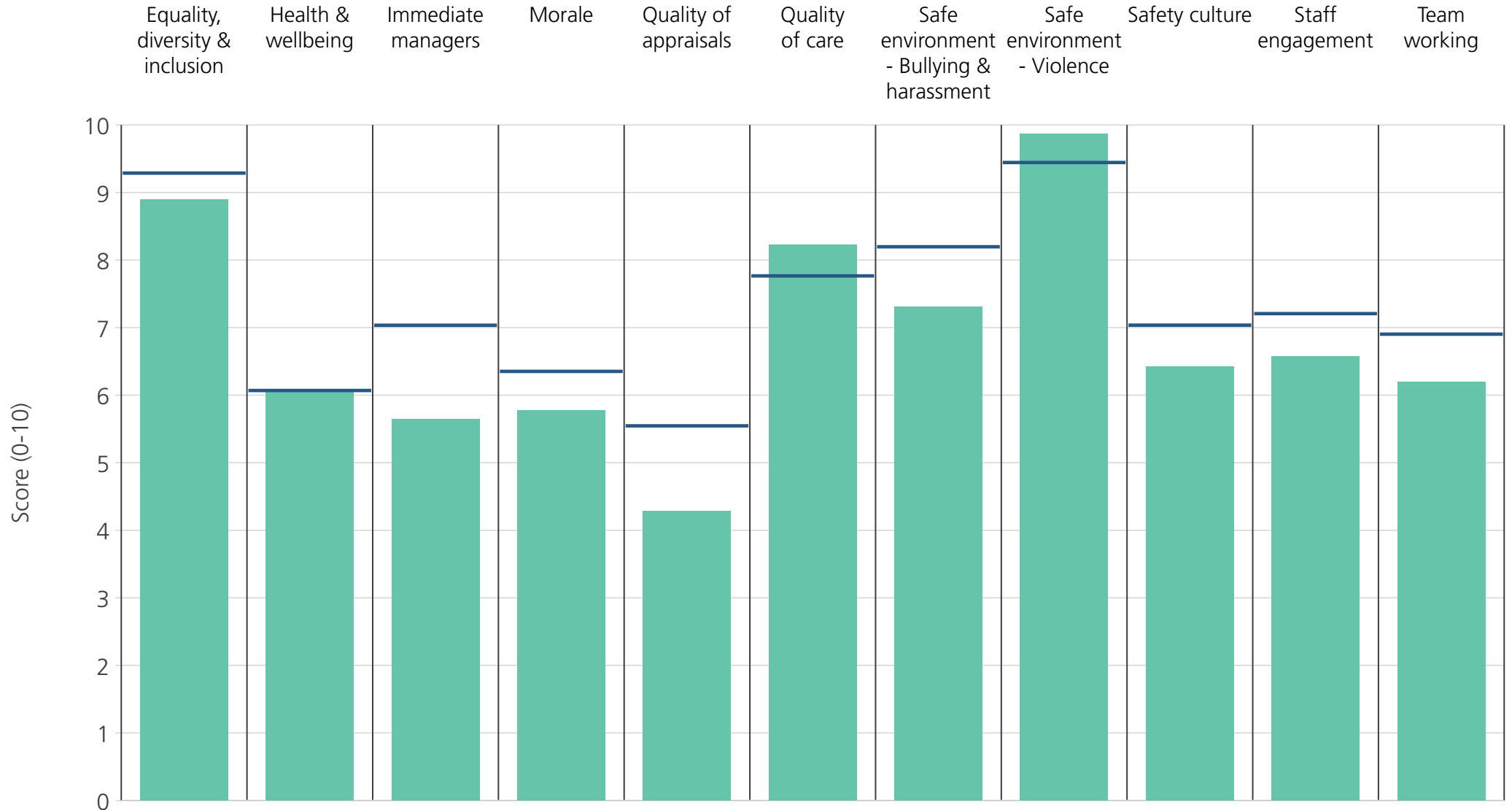
<b>Directorate</b>	9.6	5.1	6.1	5.7	5.6	8.2	6.8	9.5	6.8	6.9	5.6
<b>Your org</b>	9.3	6.1	7.0	6.4	5.5	7.8	8.2	9.4	7.0	7.2	6.9
<b>Responses</b>	69	70	69	69	39	68	68	69	70	71	70



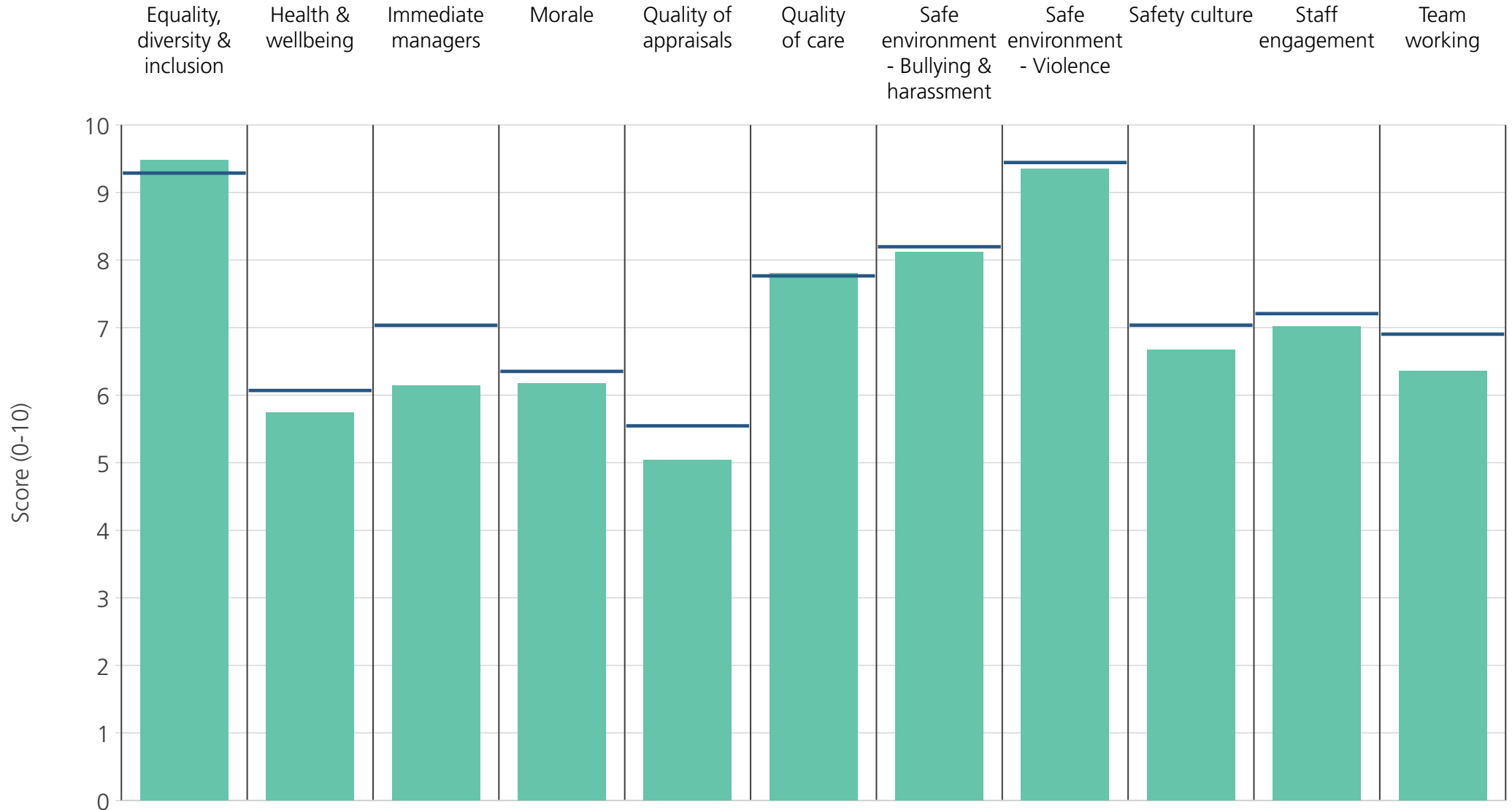
<b>Directorate</b>	9.4	5.5	6.7	5.8	4.7	7.7	8.4	9.9	6.8	6.7	6.7
<b>Your org</b>	9.3	6.1	7.0	6.4	5.5	7.8	8.2	9.4	7.0	7.2	6.9
<b>Responses</b>	102	102	102	102	92	93	100	102	102	102	98



<b>Directorate</b>	9.2	5.8	6.5	6.1	5.2	7.4	8.3	9.8	7.0	6.7	6.7
<b>Your org</b>	9.3	6.1	7.0	6.4	5.5	7.8	8.2	9.4	7.0	7.2	6.9
<b>Responses</b>	108	108	108	107	100	96	108	108	108	108	108

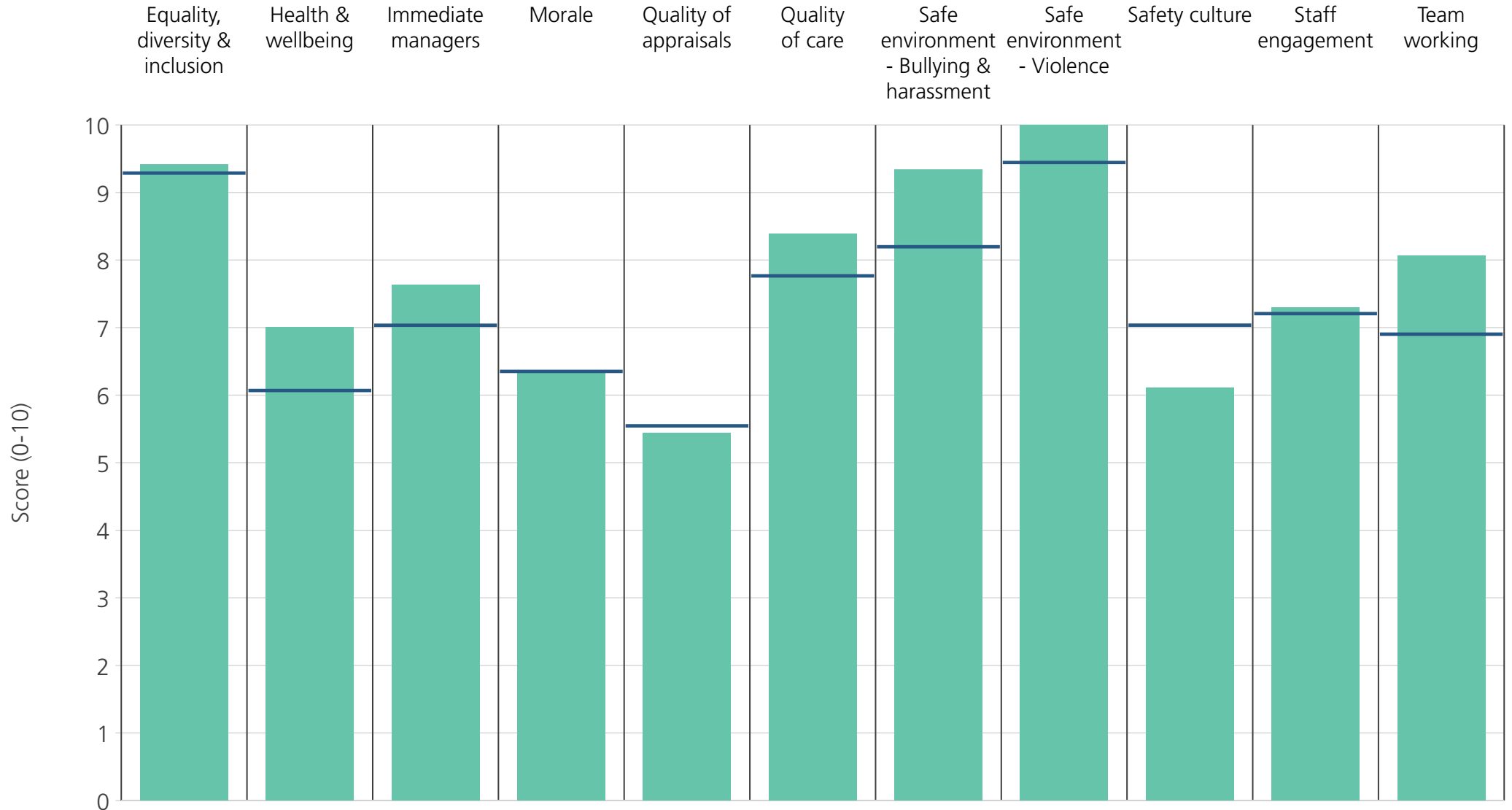


<b>Directorate</b>	8.9	6.1	5.6	5.8	4.3	8.2	7.3	9.9	6.4	6.6	6.2
<b>Your org</b>	9.3	6.1	7.0	6.4	5.5	7.8	8.2	9.4	7.0	7.2	6.9
<b>Responses</b>	25	25	26	26	26	24	26	26	26	26	25

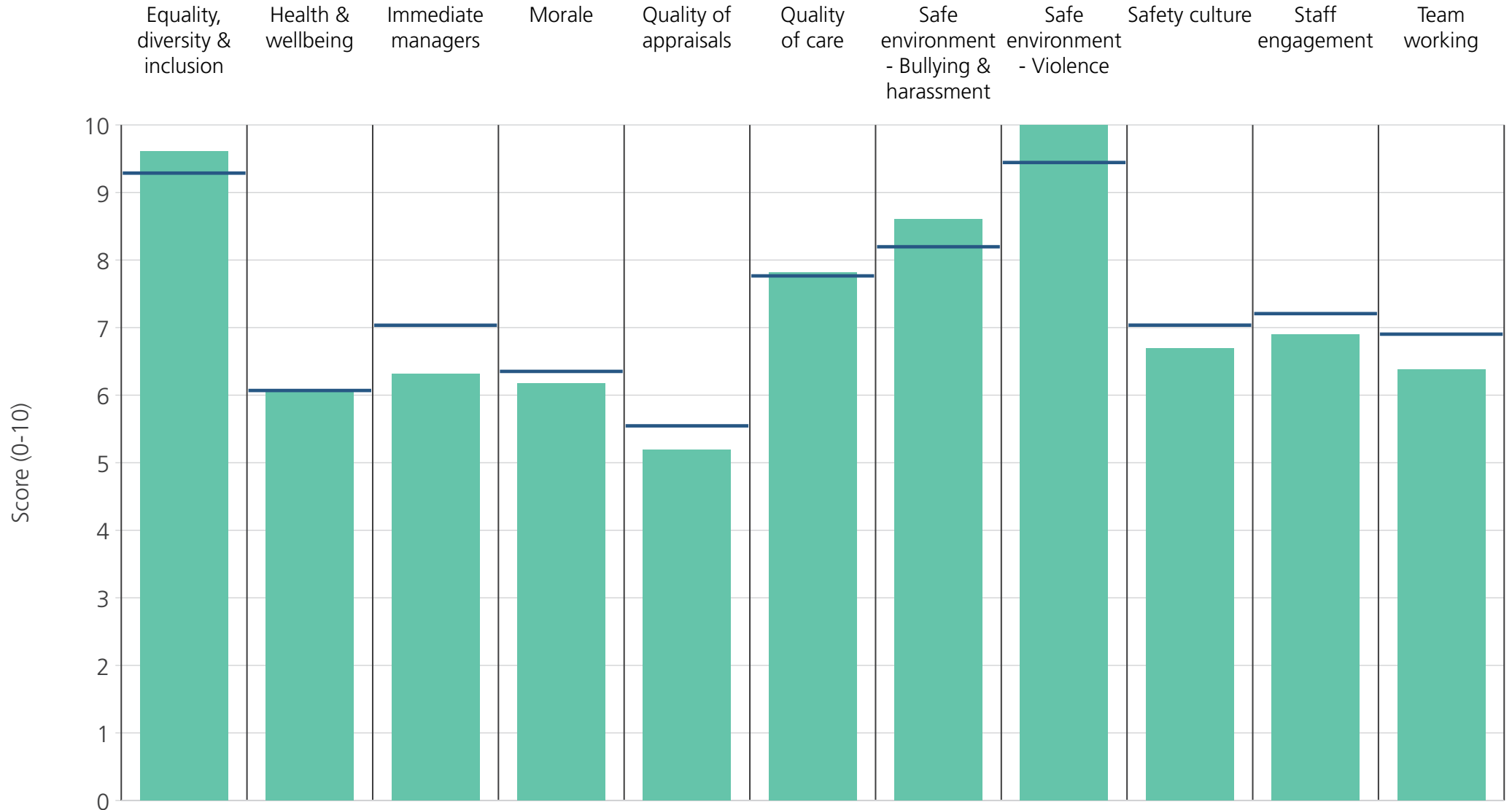


<b>Directorate</b>	9.5	5.7	6.1	6.2	5.0	7.8	8.1	9.4	6.7	7.0	6.4
<b>Your org</b>	9.3	6.1	7.0	6.4	5.5	7.8	8.2	9.4	7.0	7.2	6.9
<b>Responses</b>	70	70	72	69	60	69	69	67	69	72	69

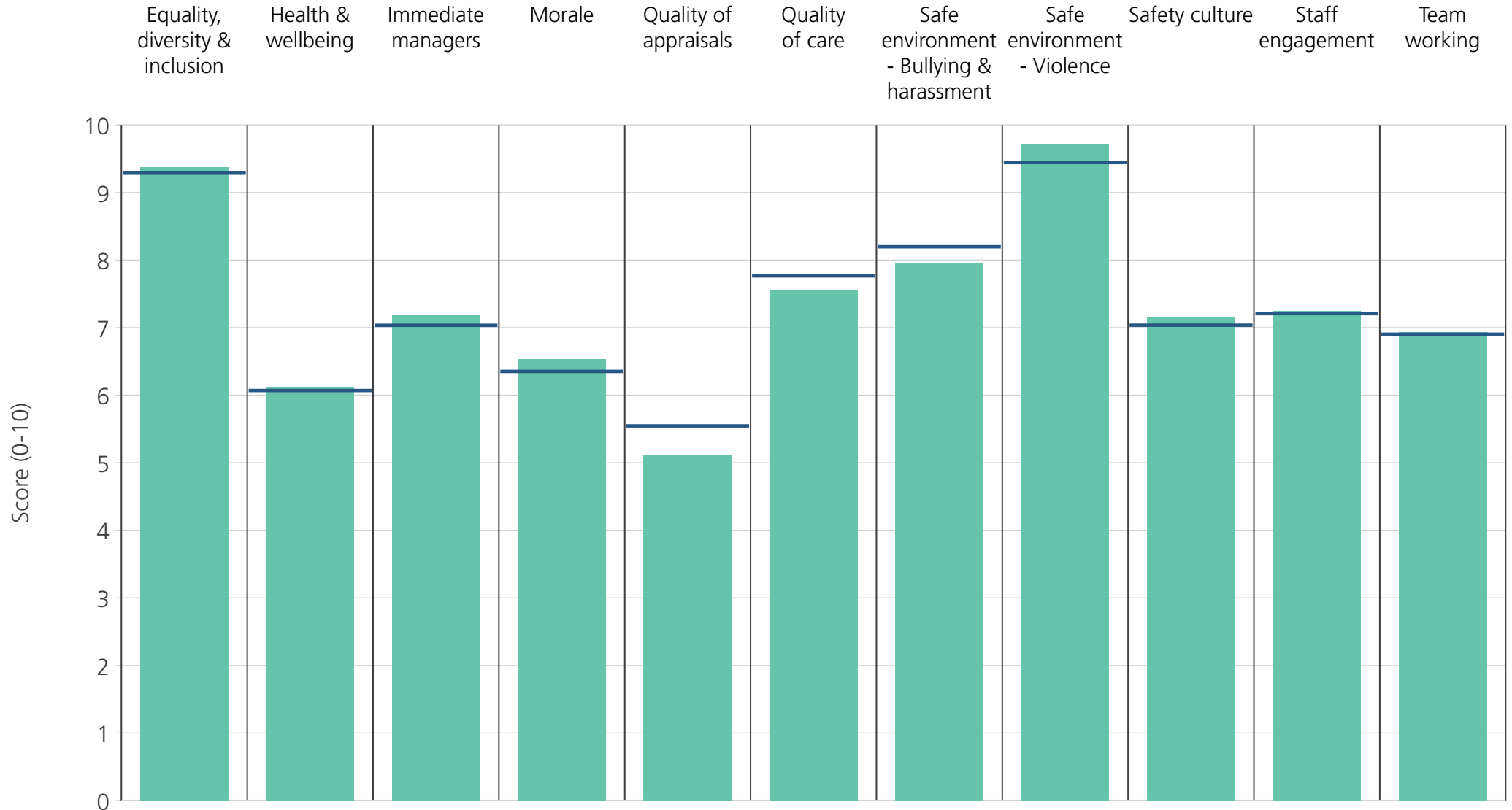




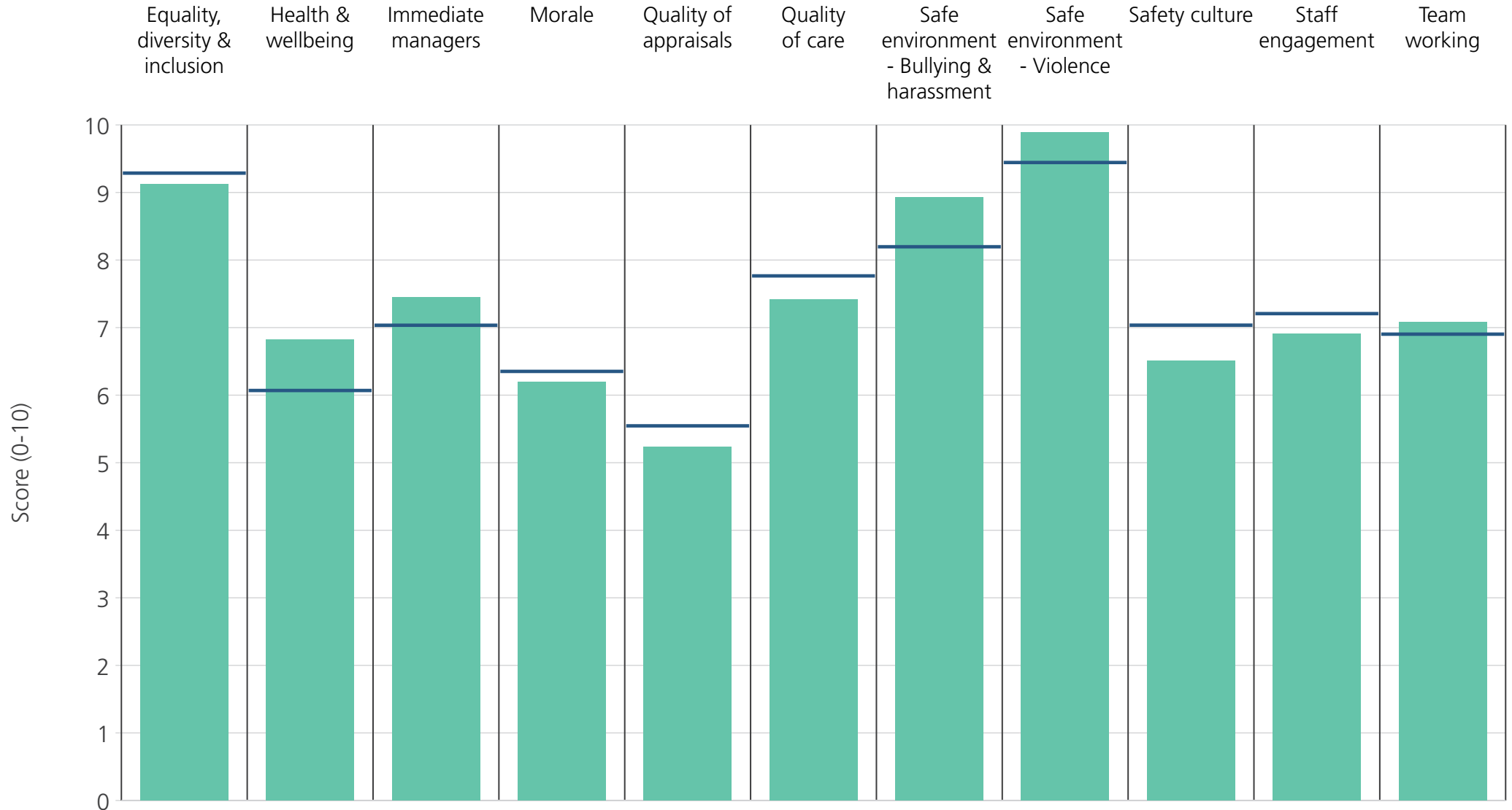
<b>Directorate</b>	9.4	7.0	7.6	6.3	5.4	8.4	9.3	10.0	6.1	7.3	8.1
<b>Your org</b>	9.3	6.1	7.0	6.4	5.5	7.8	8.2	9.4	7.0	7.2	6.9
<b>Responses</b>	20	20	20	20	17	16	20	20	20	20	20



<b>Directorate</b>	9.6	6.1	6.3	6.2	5.2	7.8	8.6	10.0	6.7	6.9	6.4
<b>Your org</b>	9.3	6.1	7.0	6.4	5.5	7.8	8.2	9.4	7.0	7.2	6.9
<b>Responses</b>	68	68	69	69	54	45	69	68	69	70	68



<b>Directorate</b>	9.4	6.1	7.2	6.5	5.1	7.5	7.9	9.7	7.2	7.2	6.9
<b>Your org</b>	9.3	6.1	7.0	6.4	5.5	7.8	8.2	9.4	7.0	7.2	6.9
<b>Responses</b>	248	250	248	249	209	238	249	248	250	252	250



<b>Directorate</b>	9.1	6.8	7.4	6.2	5.2	7.4	8.9	9.9	6.5	6.9	7.1
<b>Your org</b>	9.3	6.1	7.0	6.4	5.5	7.8	8.2	9.4	7.0	7.2	6.9
<b>Responses</b>	95	95	95	94	83	63	95	94	94	96	95