

Southport and Ormskirk Hospital NHS Trust

2019 NHS Staff Survey

Directorate Report

Contents

Introduction	3
Themes – Directorates 1	4
Add Prof Scientific and Technic	5
Additional Clinical Services	6
Administrative and Clerical	7
Allied Health Professionals	8
Estates and Ancillary	9
Healthcare Scientists	10
Medical and Dental	11
Nursing and Midwifery Registered	12
Themes – Directorates 2	13
Corporate	14
Planned Care Division	15
Specialist Services	16
Urgent Care Division	17

This directorate report for Southport and Ormskirk Hospital NHS Trust contains results by directorate for themes from the 2019 NHS Staff Survey. These results are compared to the unweighted average for your organisation.

Please note: It is possible that there are differences between the 'Your org' scores reported in this directorate report and those in the benchmark report. This is because the results in the benchmark report are weighted to allow for fair comparisons between organisations of a similar type. However, in this report comparisons are made within your organisation so the unweighted organisation result is a more appropriate point of comparison.

The directorate breakdowns used in this report were provided and defined by Southport and Ormskirk Hospital NHS Trust. Details of how the theme scores were calculated are included in the Technical Document, available to download from our [results website](#).

Key features

Breakdown type and **directorate name** are specified in the header. Black text in the header is hyperlinked: clicking on '2019 NHS Staff Survey Results' navigates back to the contents page.

Directorate results are presented in the context of the (unweighted) **organisation average ('Your org')**, so it is easy to tell if a directorate is performing better or worse than the organisation average. For all themes, a higher score is a better result than a lower score.

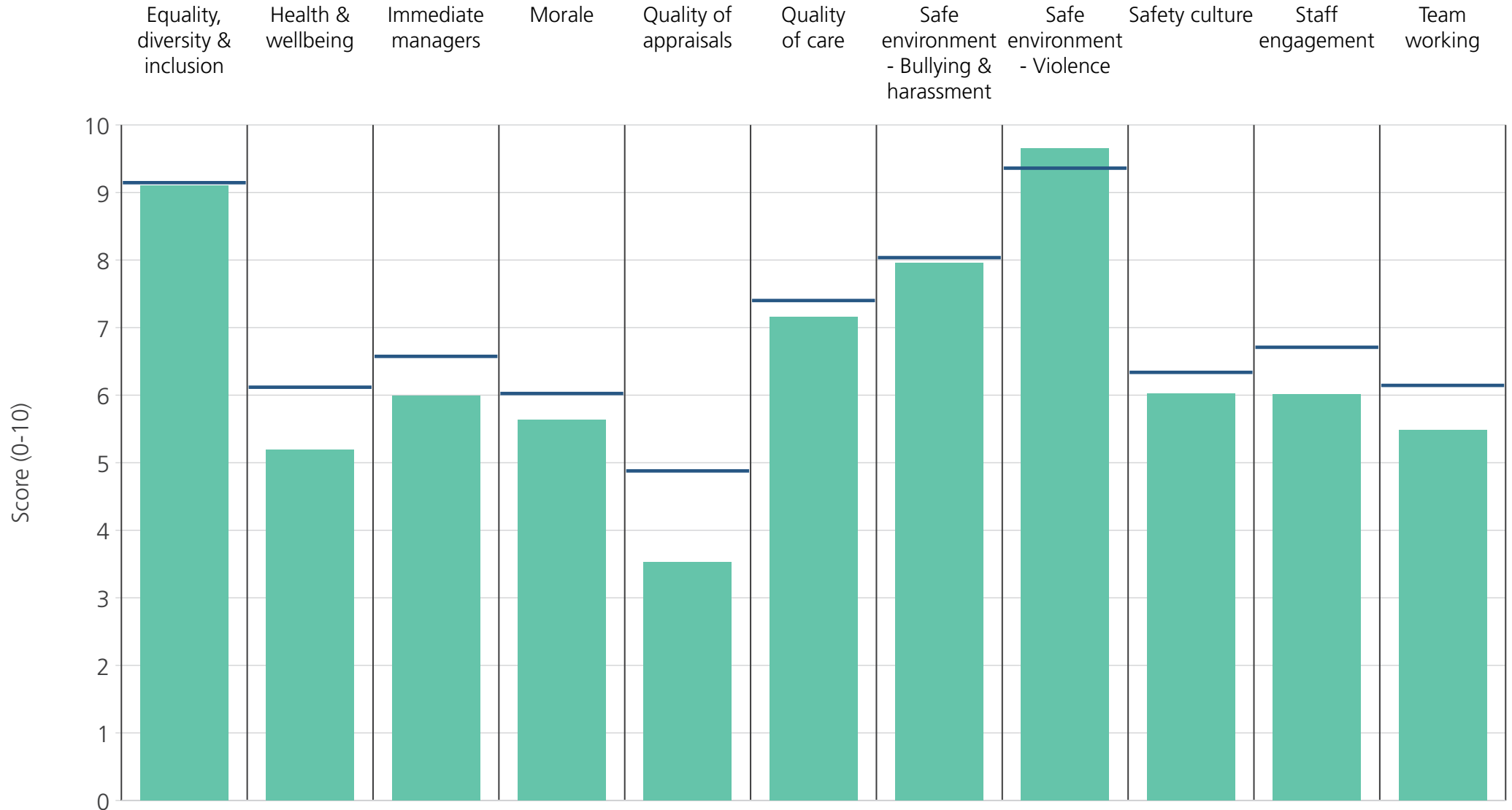
The **number of responses** feeding into each theme score **for the given directorate** is specified below the table containing the directorate and trust scores.



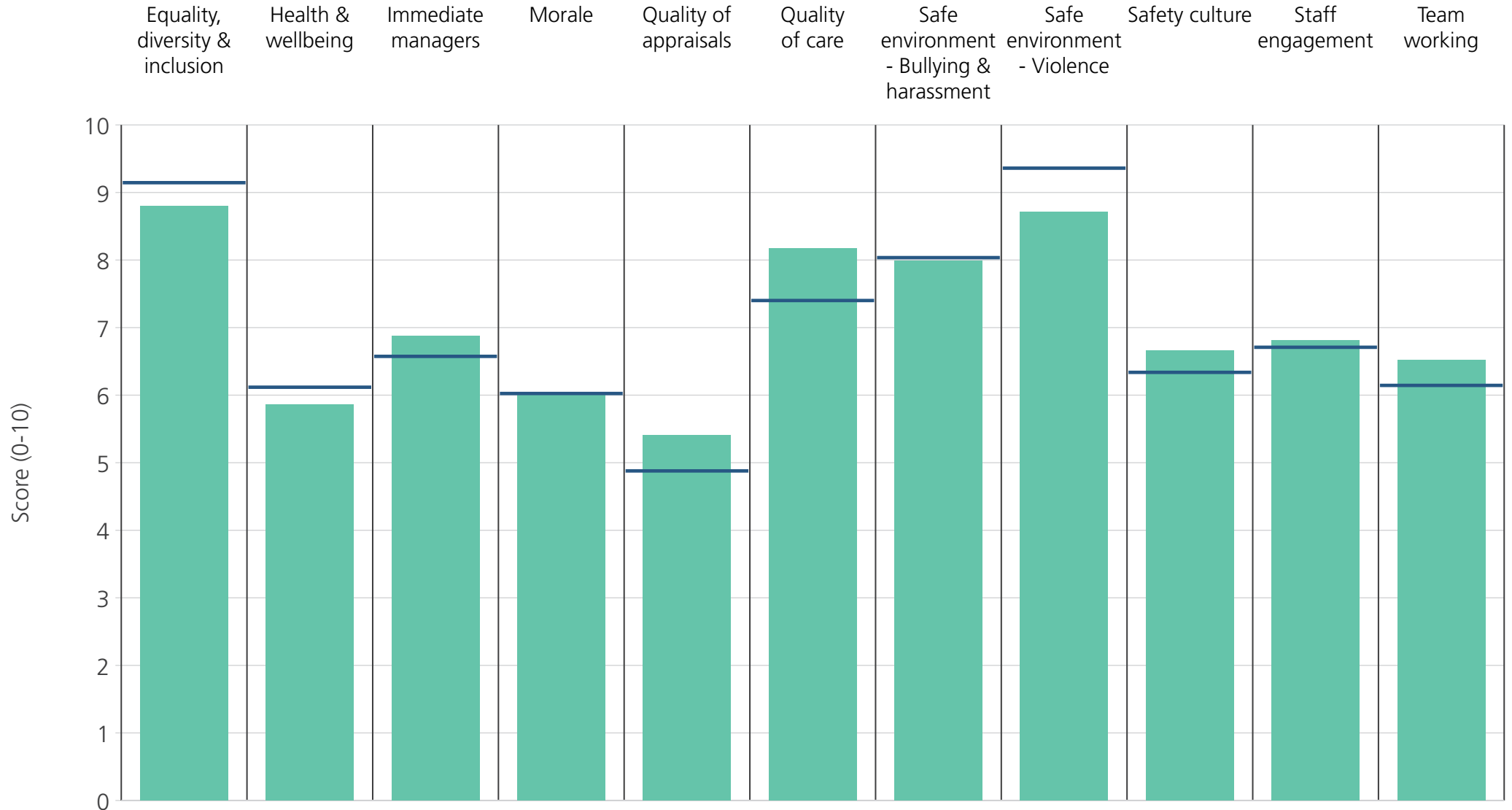
! Note: when there are less than 11 responses in a group, results are suppressed to protect staff confidentiality

Directorates 1

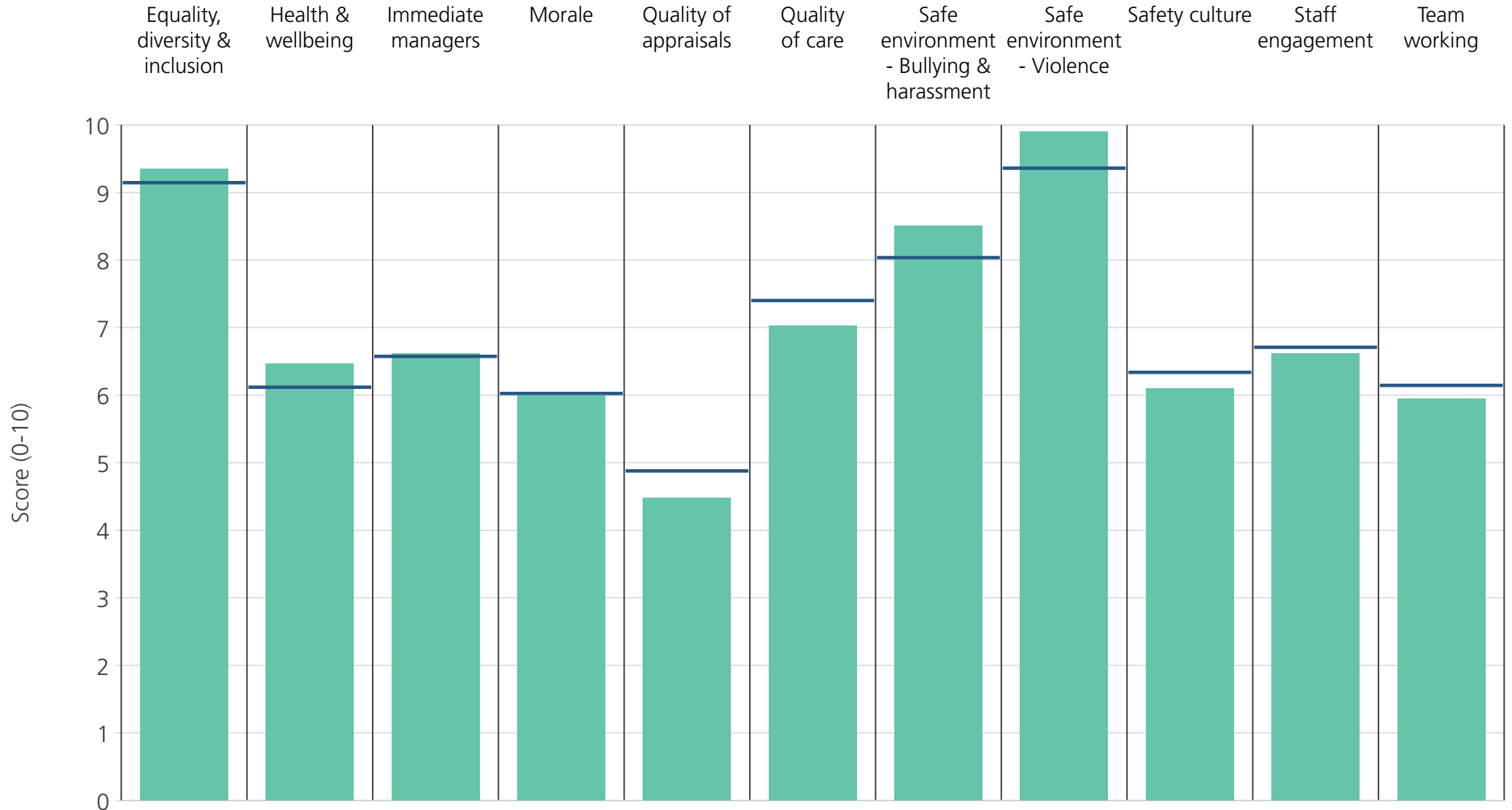
Southport and Ormskirk Hospital NHS Trust
2019 NHS Staff Survey Results



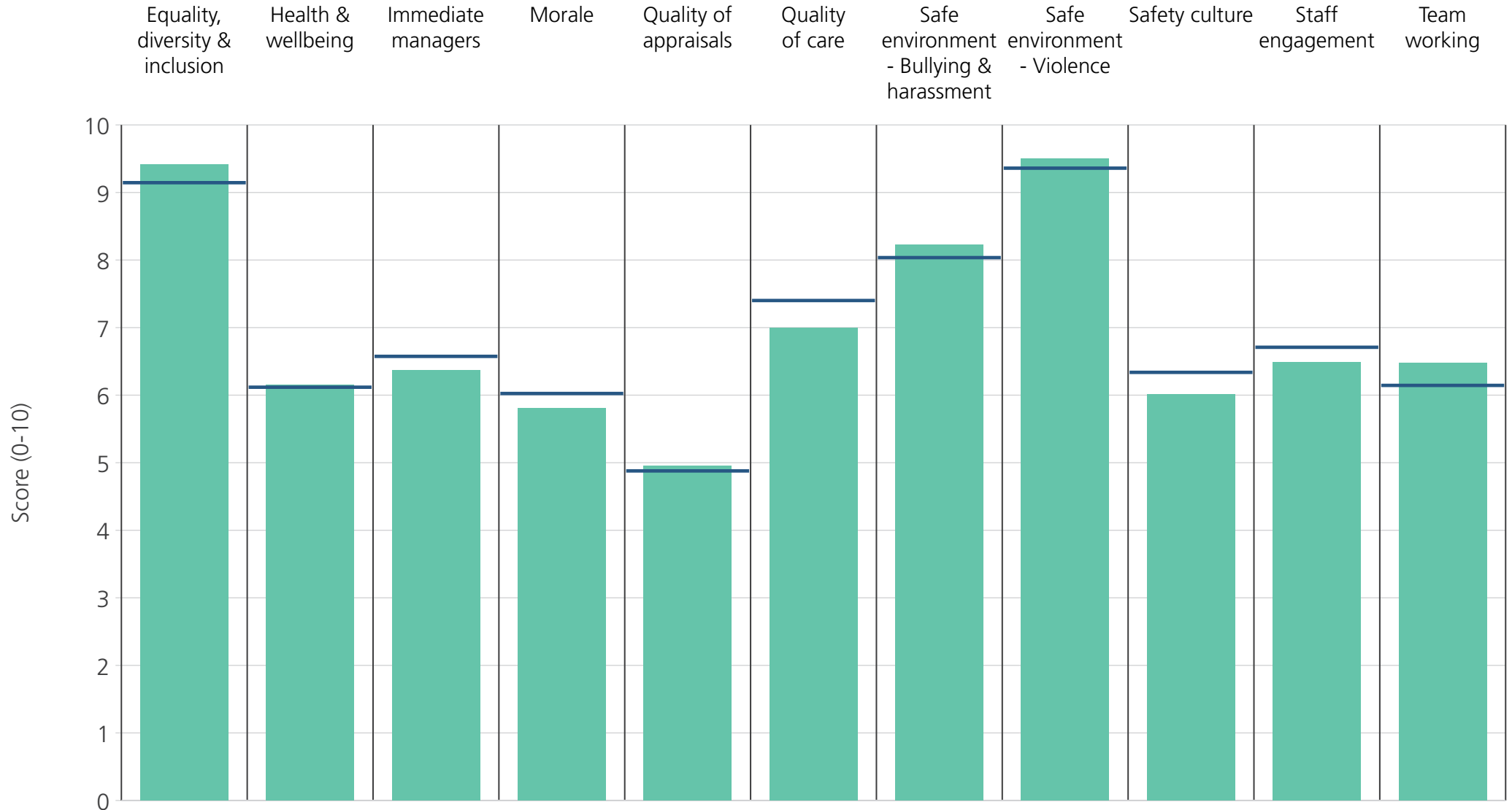
Directorate	9.1	5.2	6.0	5.6	3.5	7.2	8.0	9.7	6.0	6.0	5.5
Your org	9.1	6.1	6.6	6.0	4.9	7.4	8.0	9.4	6.3	6.7	6.1
Responses	49	49	49	48	40	49	49	48	49	49	49



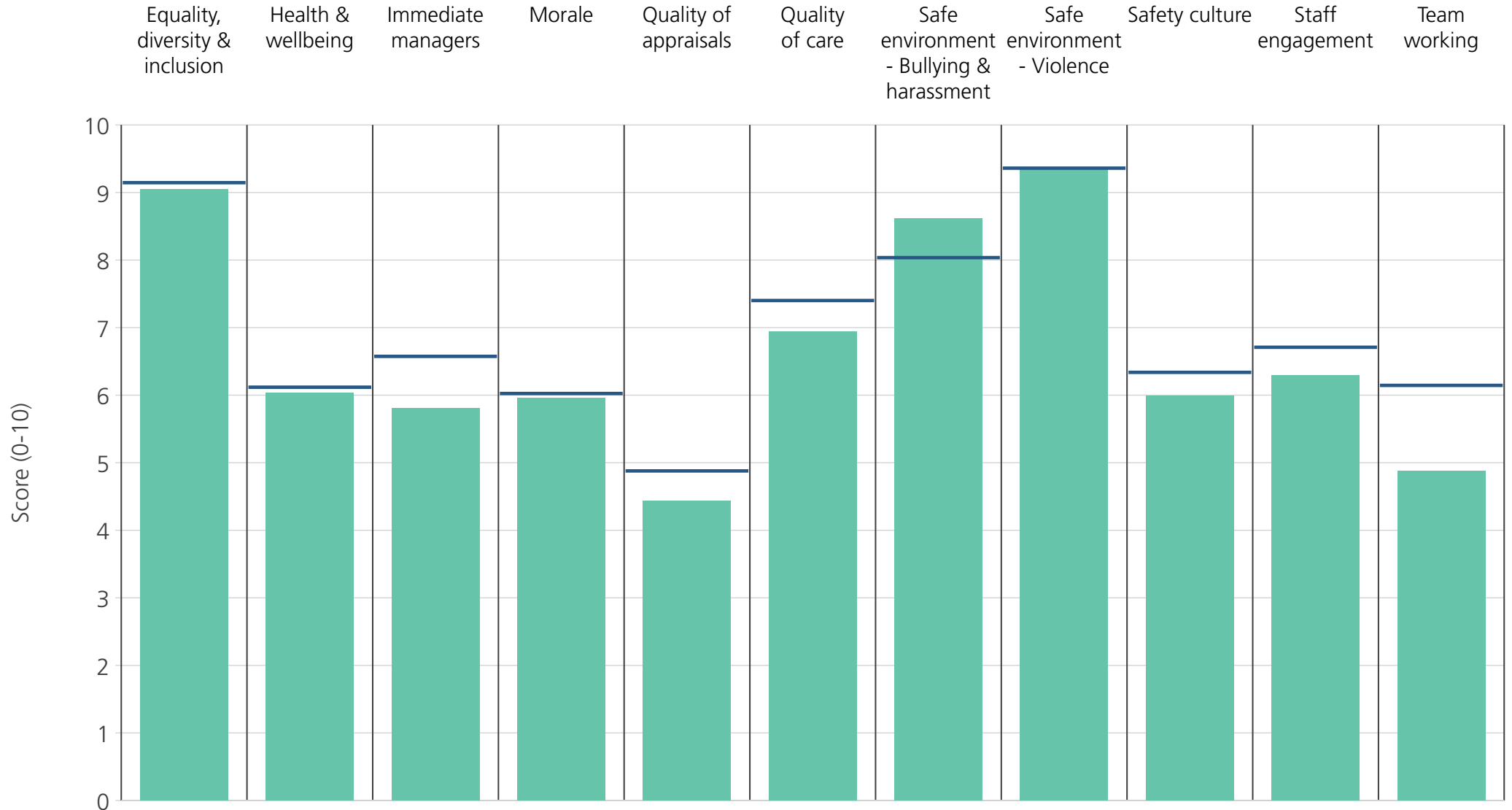
Directorate	8.8	5.9	6.9	6.0	5.4	8.2	8.0	8.7	6.7	6.8	6.5
Your org	9.1	6.1	6.6	6.0	4.9	7.4	8.0	9.4	6.3	6.7	6.1
Responses	197	198	199	195	153	188	193	196	196	200	197



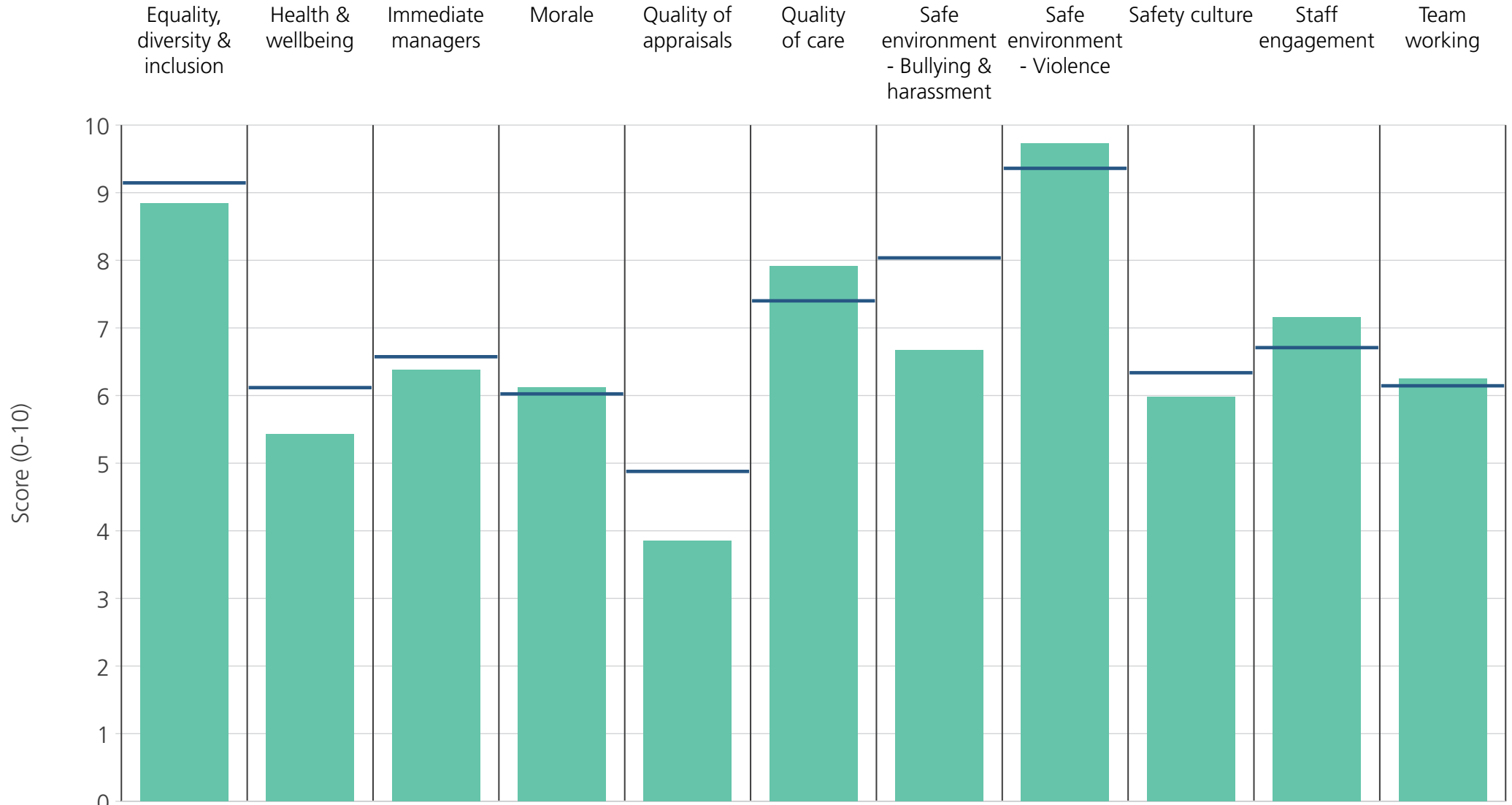
Directorate	9.4	6.5	6.6	6.0	4.5	7.0	8.5	9.9	6.1	6.6	5.9
Your org	9.1	6.1	6.6	6.0	4.9	7.4	8.0	9.4	6.3	6.7	6.1
Responses	411	412	414	405	329	273	406	405	408	415	410



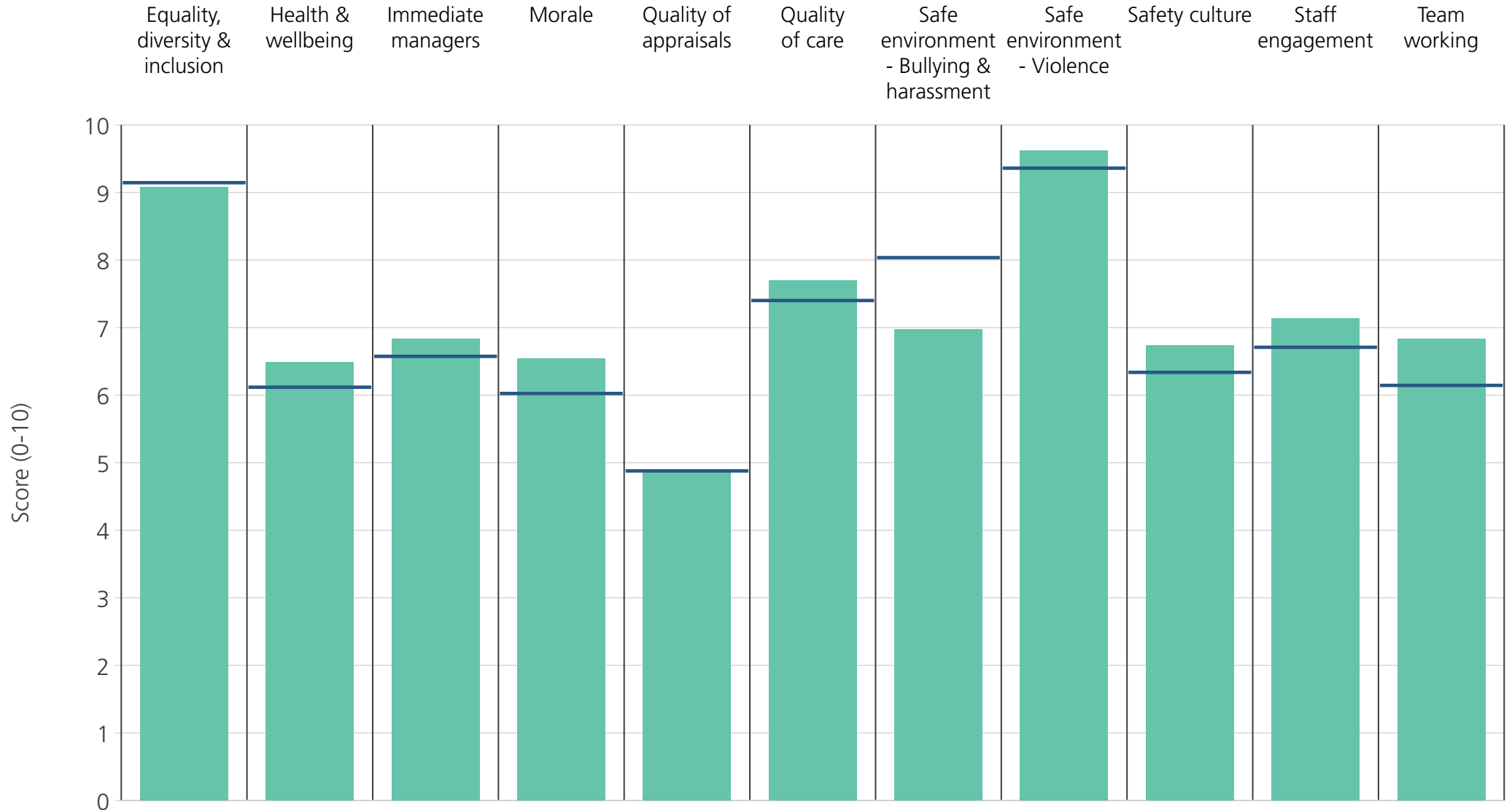
Directorate	9.4	6.2	6.4	5.8	5.0	7.0	8.2	9.5	6.0	6.5	6.5
Your org	9.1	6.1	6.6	6.0	4.9	7.4	8.0	9.4	6.3	6.7	6.1
Responses	107	107	107	106	98	107	107	107	107	107	107



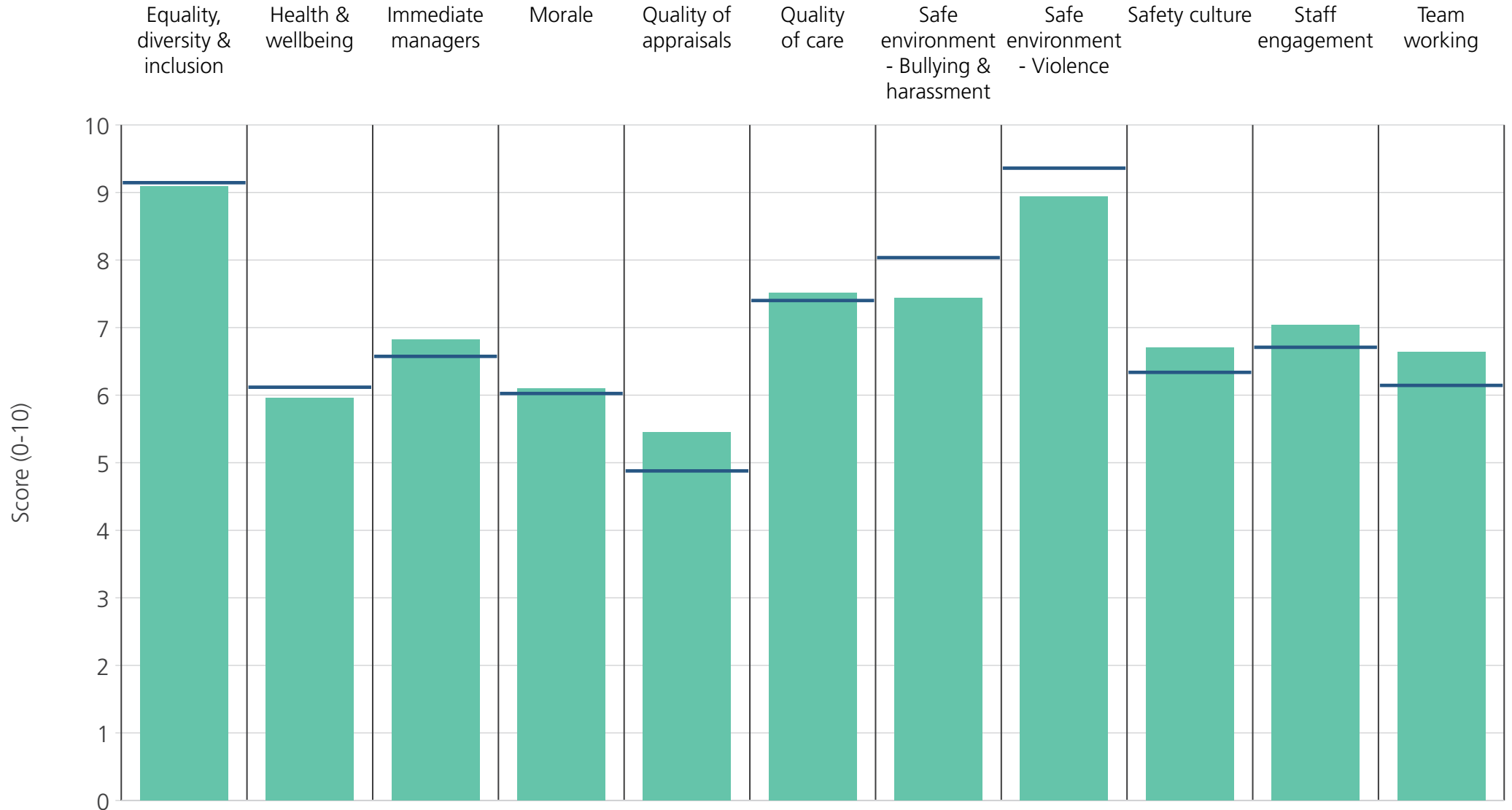
Directorate	9.0	6.0	5.8	6.0	4.4	6.9	8.6	9.4	6.0	6.3	4.9
Your org	9.1	6.1	6.6	6.0	4.9	7.4	8.0	9.4	6.3	6.7	6.1
Responses	169	169	170	164	112	113	163	164	165	168	166



Directorate	8.8	5.4	6.4	6.1	3.8	7.9	6.7	9.7	6.0	7.2	6.3
Your org	9.1	6.1	6.6	6.0	4.9	7.4	8.0	9.4	6.3	6.7	6.1
Responses	13	13	13	12	13	12	12	12	13	13	13



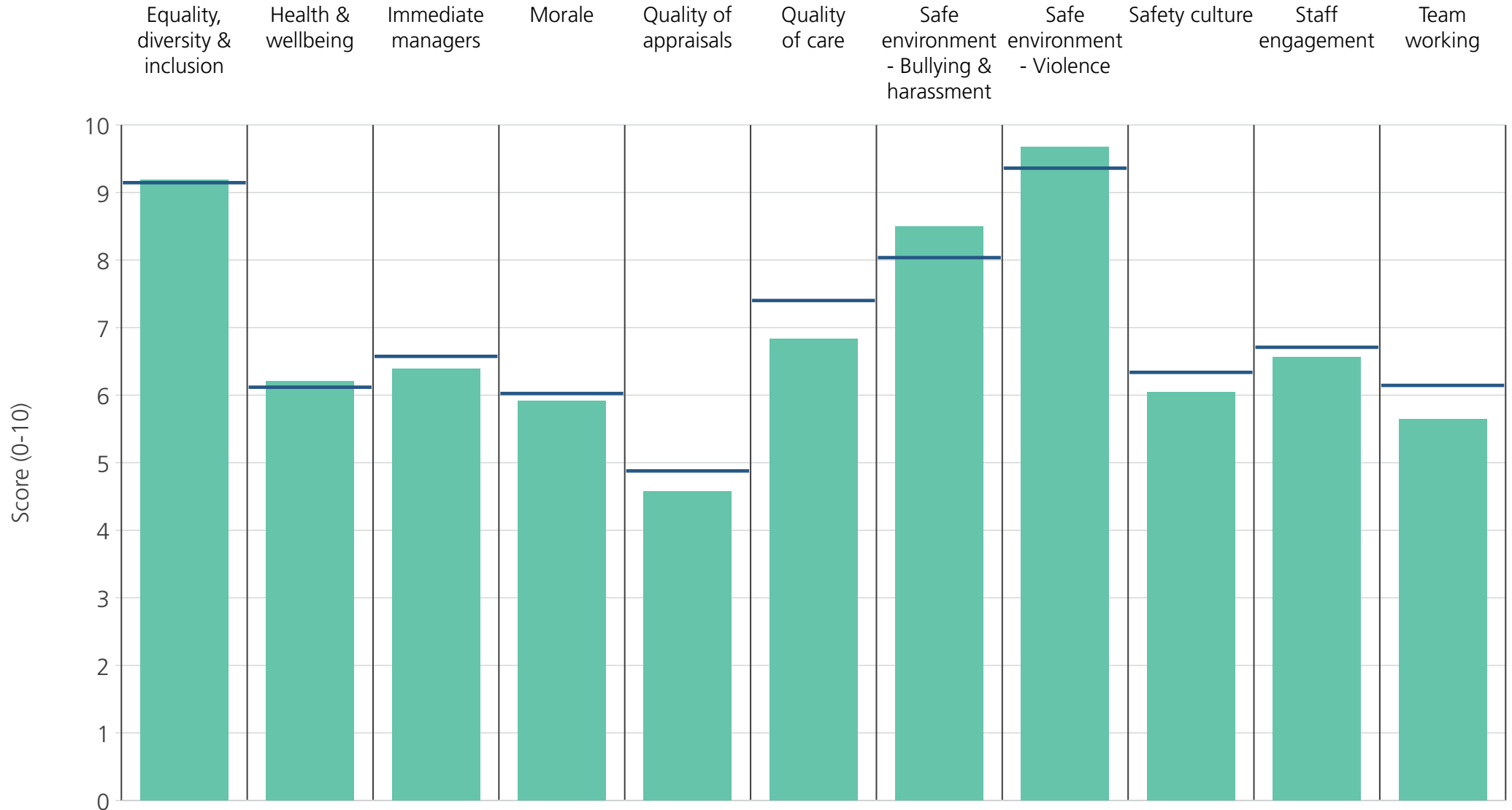
Directorate	9.1	6.5	6.8	6.5	4.9	7.7	7.0	9.6	6.7	7.1	6.8
Your org	9.1	6.1	6.6	6.0	4.9	7.4	8.0	9.4	6.3	6.7	6.1
Responses	69	71	71	69	61	71	71	71	71	71	71



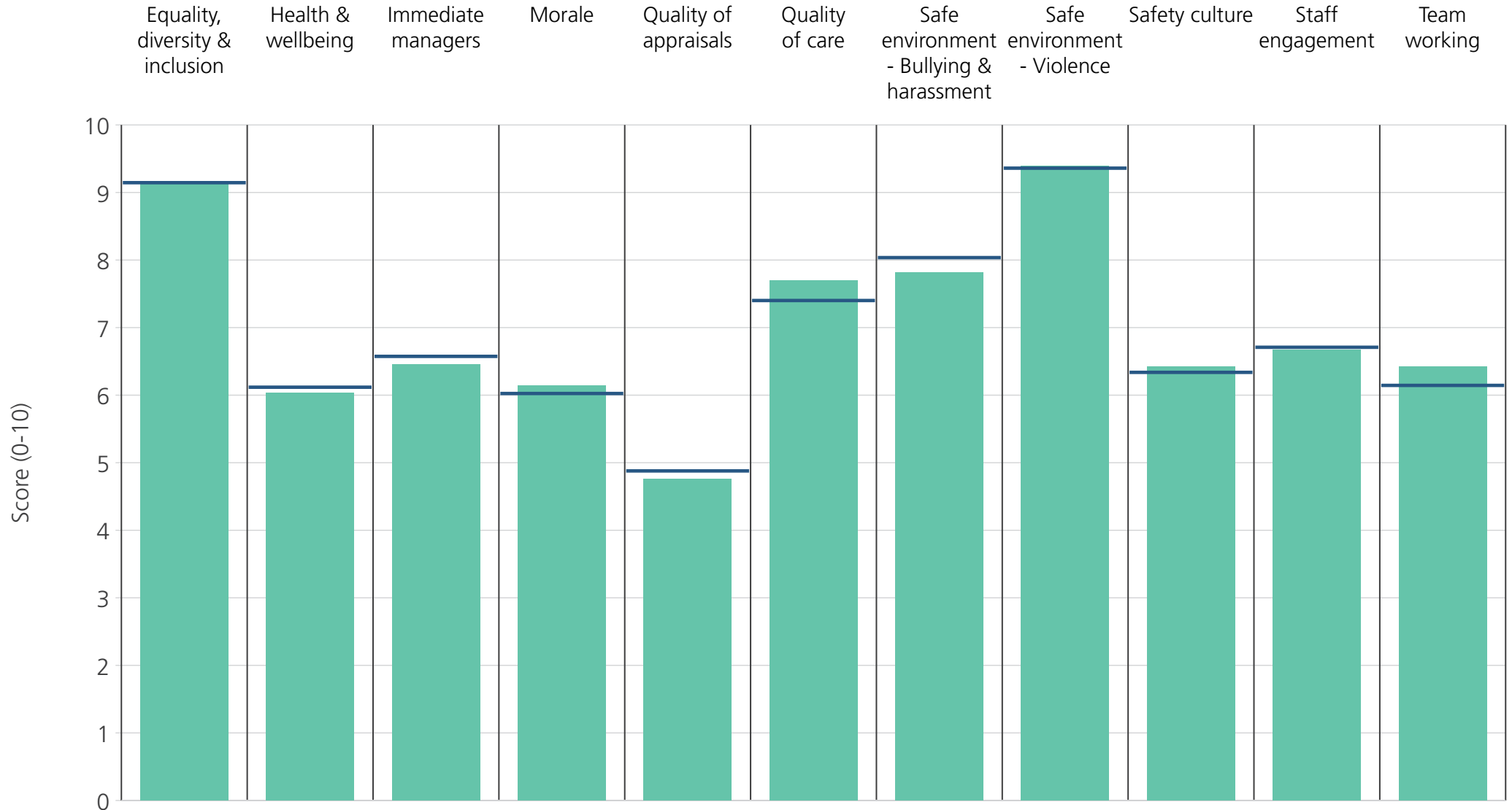
Directorate	9.1	6.0	6.8	6.1	5.5	7.5	7.4	8.9	6.7	7.0	6.6
Your org	9.1	6.1	6.6	6.0	4.9	7.4	8.0	9.4	6.3	6.7	6.1
Responses	338	341	340	336	281	337	338	341	339	342	337

Directorates 2

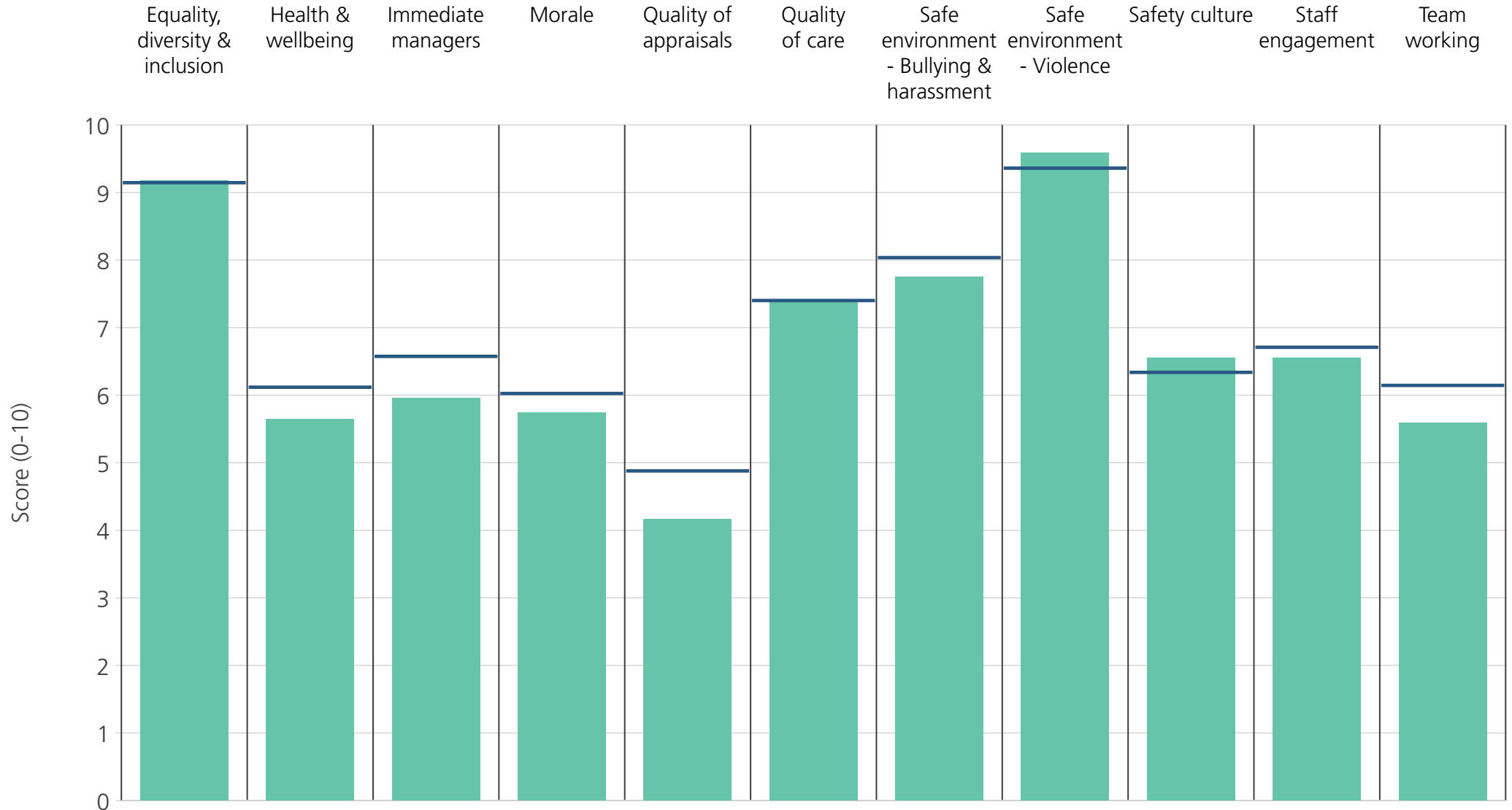
Southport and Ormskirk Hospital NHS Trust
2019 NHS Staff Survey Results



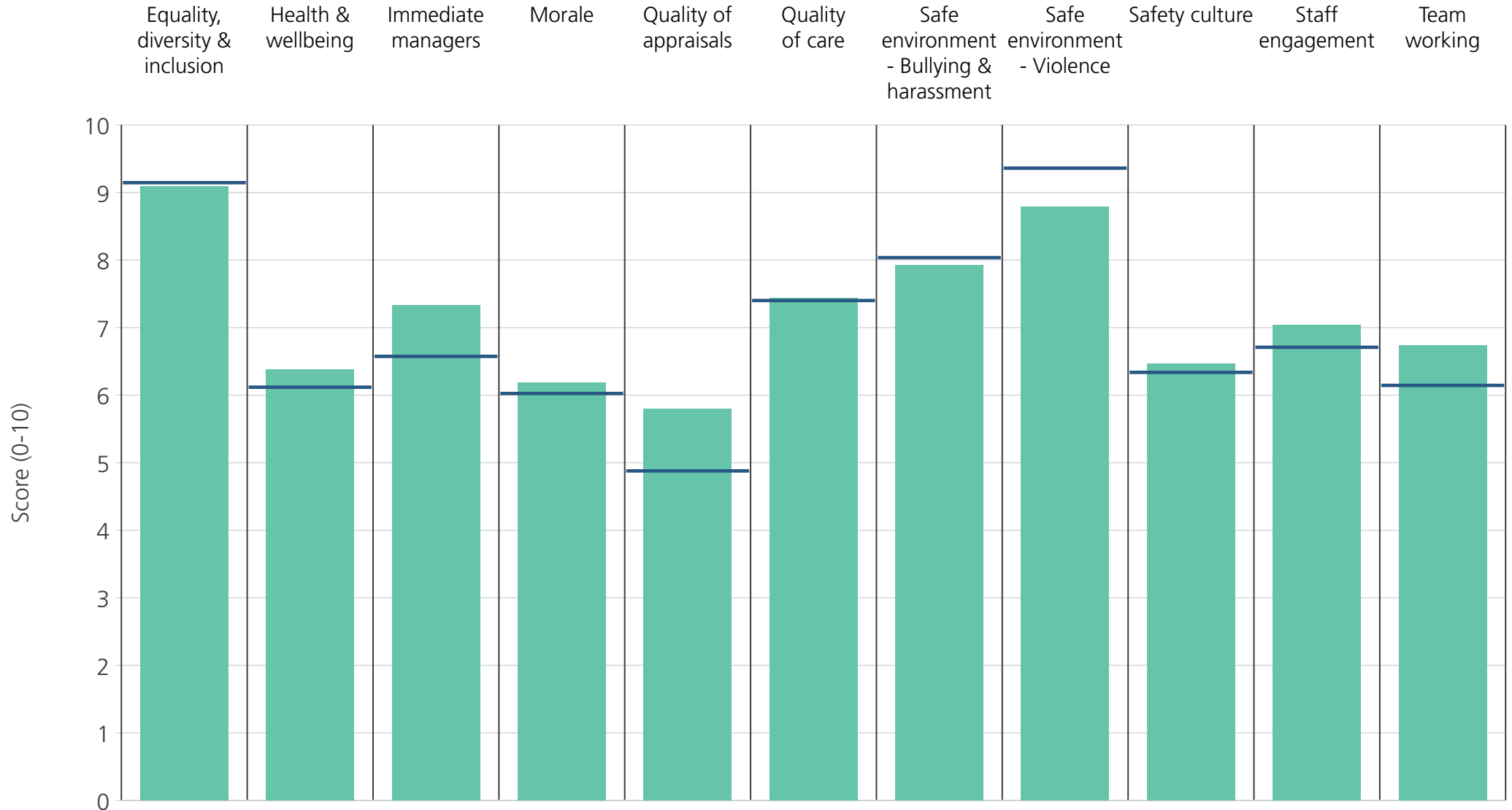
Directorate	9.2	6.2	6.4	5.9	4.6	6.8	8.5	9.7	6.0	6.6	5.6
Your org	9.1	6.1	6.6	6.0	4.9	7.4	8.0	9.4	6.3	6.7	6.1
Responses	410	412	413	403	308	244	400	402	403	411	408



Directorate	9.1	6.0	6.5	6.1	4.8	7.7	7.8	9.4	6.4	6.7	6.4
Your org	9.1	6.1	6.6	6.0	4.9	7.4	8.0	9.4	6.3	6.7	6.1
Responses	435	434	438	427	339	414	431	433	432	439	430



Directorate	9.2	5.6	6.0	5.7	4.2	7.4	7.7	9.6	6.6	6.6	5.6
Your org	9.1	6.1	6.6	6.0	4.9	7.4	8.0	9.4	6.3	6.7	6.1
Responses	186	188	188	187	165	182	185	188	188	189	188



Directorate	9.1	6.4	7.3	6.2	5.8	7.4	7.9	8.8	6.5	7.0	6.7
Your org	9.1	6.1	6.6	6.0	4.9	7.4	8.0	9.4	6.3	6.7	6.1
Responses	322	326	324	318	275	310	323	321	325	326	324