

# Warrington and Halton Hospitals NHS Foundation Trust

2019 NHS Staff Survey

**Directorate Report**

**Contents**

Introduction . . . . .	3	Musculoskeletal Care . . . . .	26
Themes – Directorates 1 . . . . .	4	Nursing & Quality/R & D . . . . .	27
Add Prof Scientific and Technic . . . . .	5	Outpatients . . . . .	28
Additional Clinical Services . . . . .	6	Pharmacy . . . . .	29
Administrative and Clerical . . . . .	7	Specialist Surgery . . . . .	30
Allied Health Professionals . . . . .	8	Theatres . . . . .	31
Estates and Ancillary . . . . .	9	Therapies . . . . .	32
Healthcare Scientists . . . . .	10	Trust Exec and Support . . . . .	33
Medical and Dental . . . . .	11	Urgent & Emergency Care . . . . .	34
Nursing and Midwifery Registered . . . . .	12	Womens & Childrens Health . . . . .	35
Themes – Directorates 2 . . . . .	13		
Central OPS . . . . .	14		
Diagnostics . . . . .	15		
Digestive Diseases . . . . .	16		
Estates . . . . .	17		
Facilities . . . . .	18		
Finance . . . . .	19		
Governance . . . . .	20		
HROD . . . . .	21		
Integrated Medicine and Community . . . . .	22		
IT . . . . .	23		
Junior docs recharge . . . . .	24		
Medical Care . . . . .	25		

This directorate report for Warrington and Halton Hospitals NHS Foundation Trust contains results by directorate for themes from the 2019 NHS Staff Survey. These results are compared to the unweighted average for your organisation.

**Please note:** It is possible that there are differences between the 'Your org' scores reported in this directorate report and those in the benchmark report. This is because the results in the benchmark report are weighted to allow for fair comparisons between organisations of a similar type. However, in this report comparisons are made within your organisation so the unweighted organisation result is a more appropriate point of comparison.

The directorate breakdowns used in this report were provided and defined by Warrington and Halton Hospitals NHS Foundation Trust. Details of how the theme scores were calculated are included in the Technical Document, available to download from our [results website](#).

## Key features

Breakdown type and **directorate name** are specified in the header. Black text in the header is hyperlinked: clicking on '2019 NHS Staff Survey Results' navigates back to the contents page.

Directorate results are presented in the context of the (unweighted) **organisation average ('Your org')**, so it is easy to tell if a directorate is performing better or worse than the organisation average. For all themes, a higher score is a better result than a lower score.

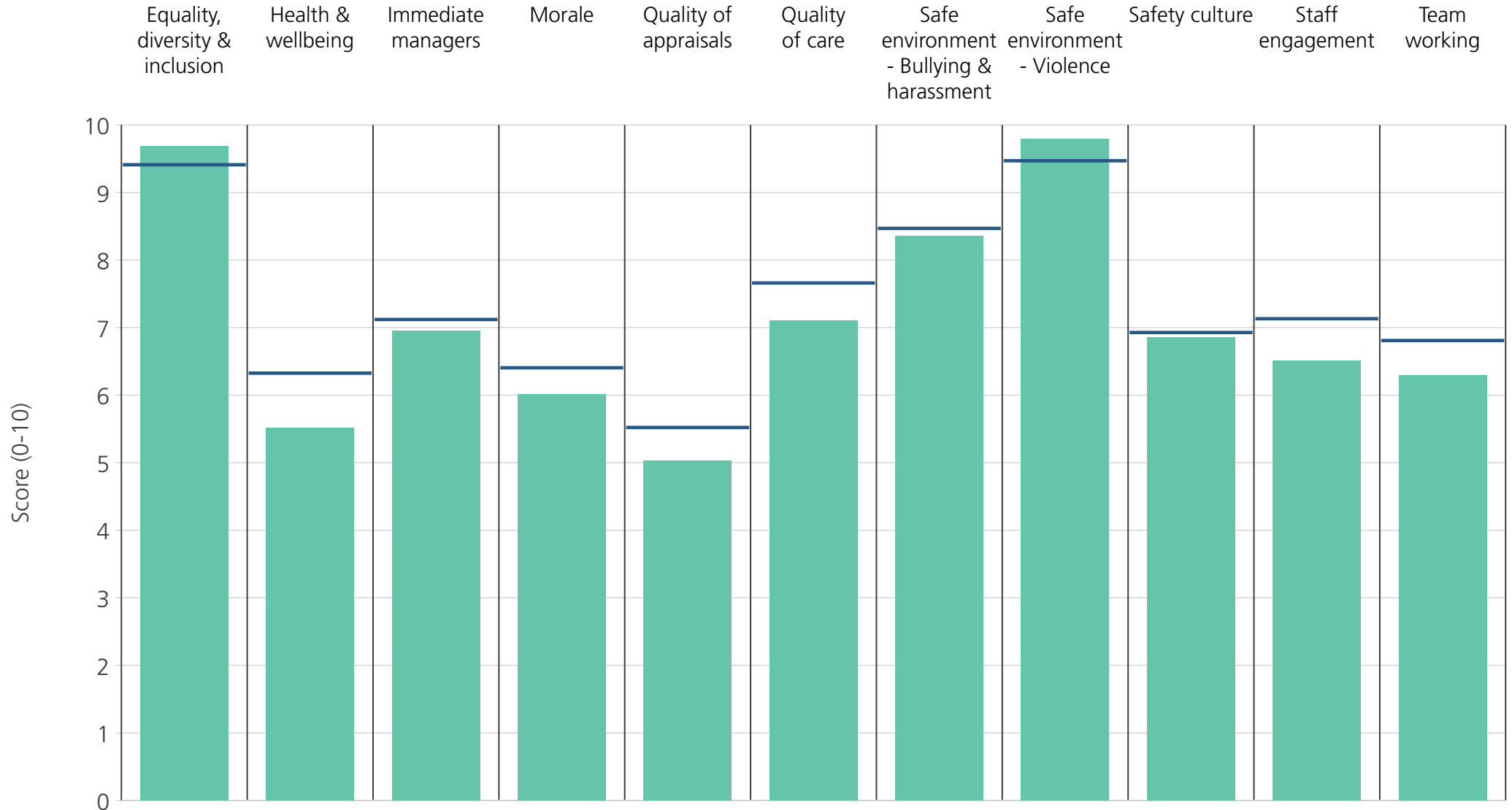
The **number of responses** feeding into each theme score **for the given directorate** is specified below the table containing the directorate and trust scores.



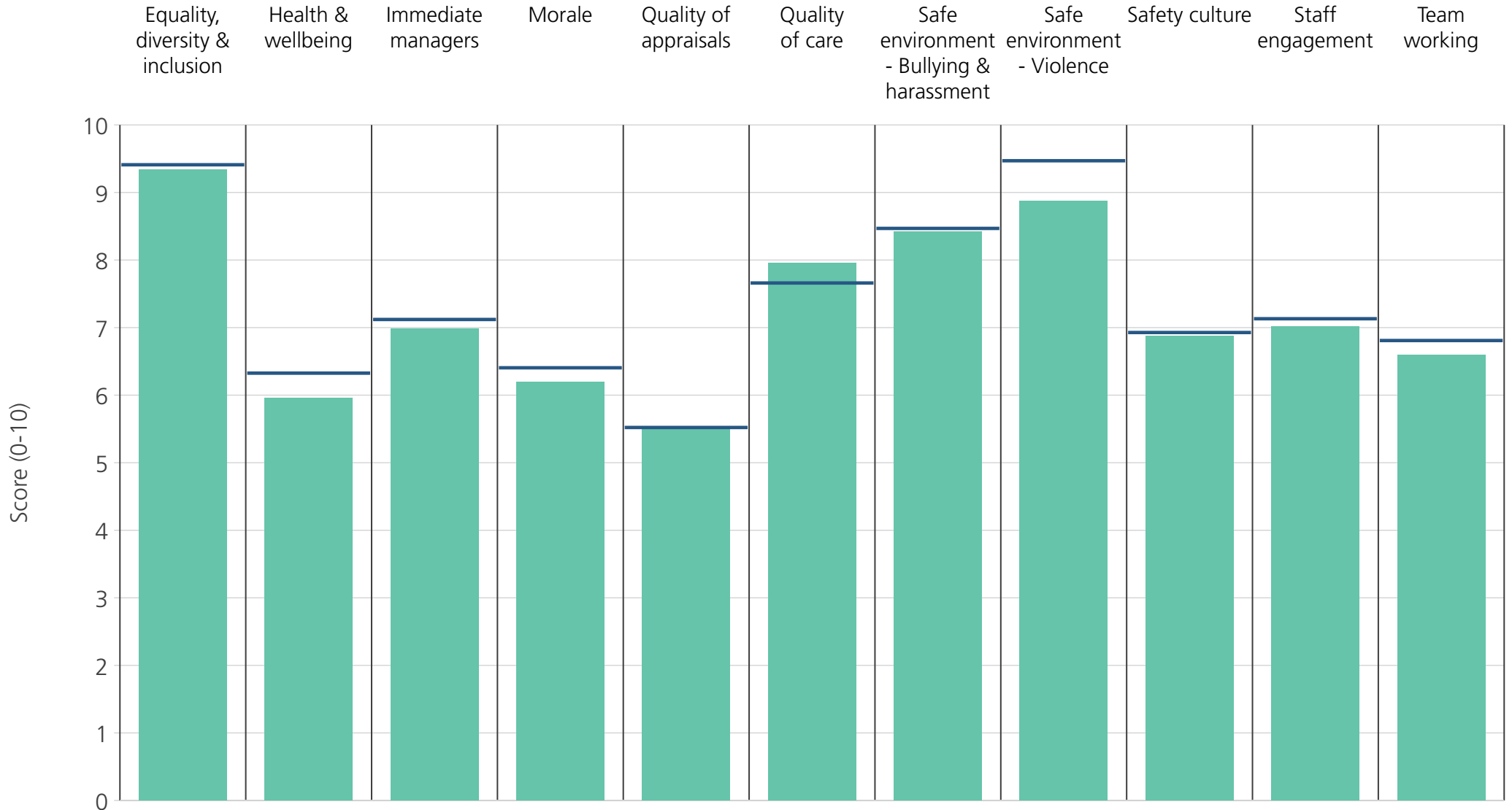
**! Note:** when there are less than 11 responses in a group, results are suppressed to protect staff confidentiality

# Directorates 1

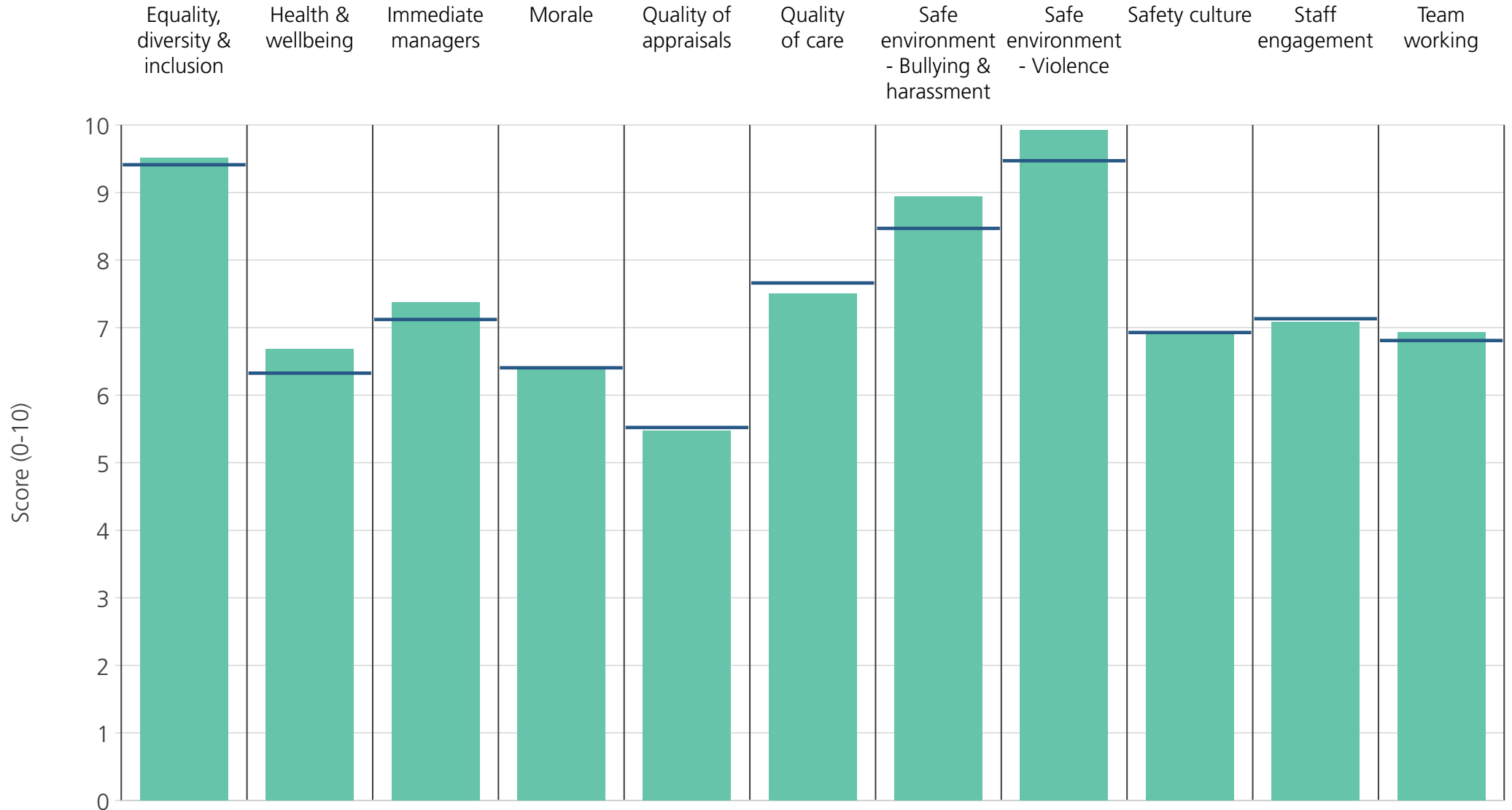
Warrington and Halton Hospitals NHS Foundation Trust  
2019 NHS Staff Survey Results



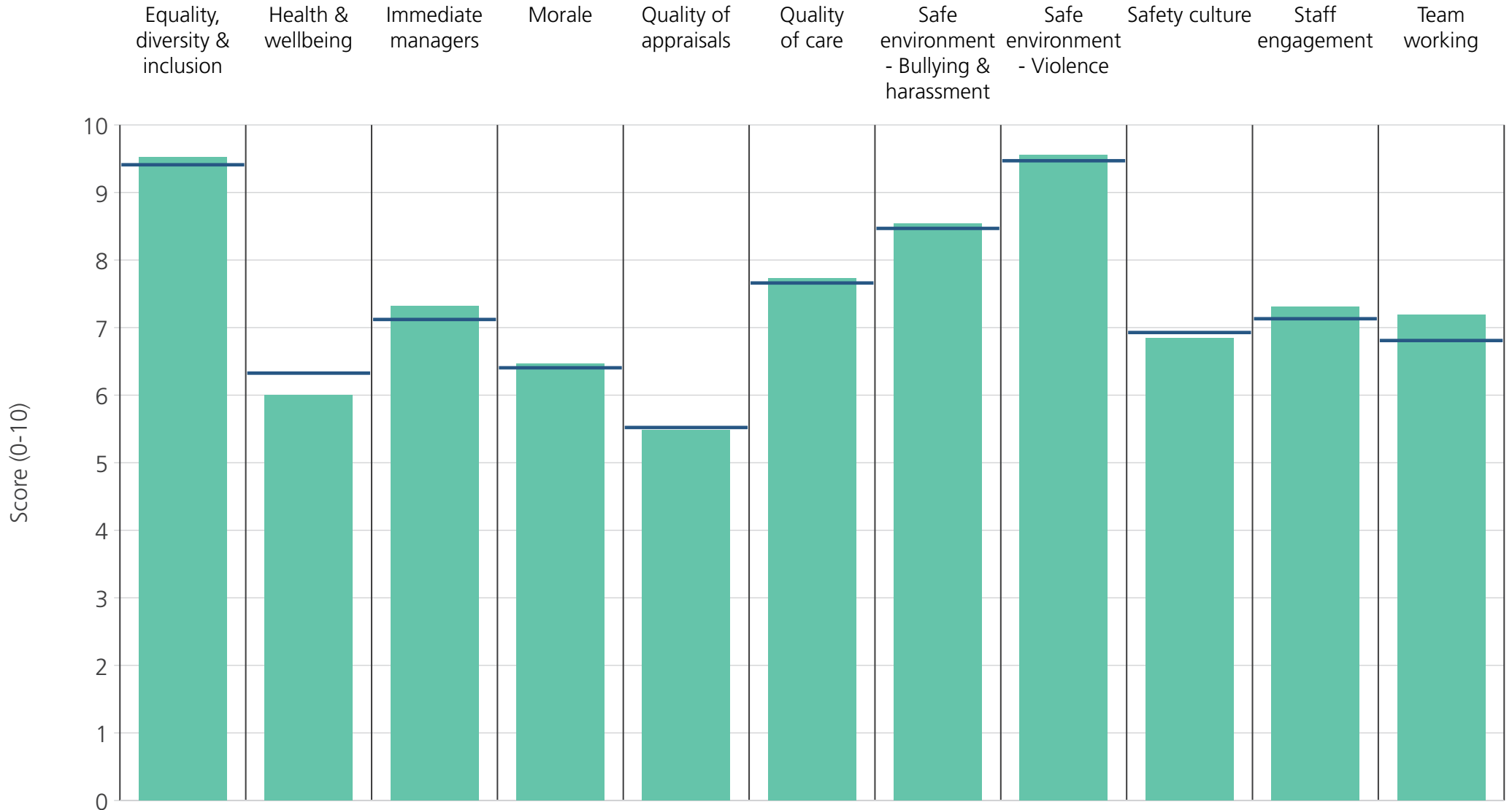
<b>Directorate</b>	9.7	5.5	6.9	6.0	5.0	7.1	8.4	9.8	6.8	6.5	6.3
<b>Your org</b>	9.4	6.3	7.1	6.4	5.5	7.7	8.5	9.5	6.9	7.1	6.8
<b>Responses</b>	79	79	80	79	65	79	79	79	79	80	79



<b>Directorate</b>	9.3	6.0	7.0	6.2	5.5	8.0	8.4	8.9	6.9	7.0	6.6
<b>Your org</b>	9.4	6.3	7.1	6.4	5.5	7.7	8.5	9.5	6.9	7.1	6.8
<b>Responses</b>	352	351	355	342	279	336	347	350	350	358	348

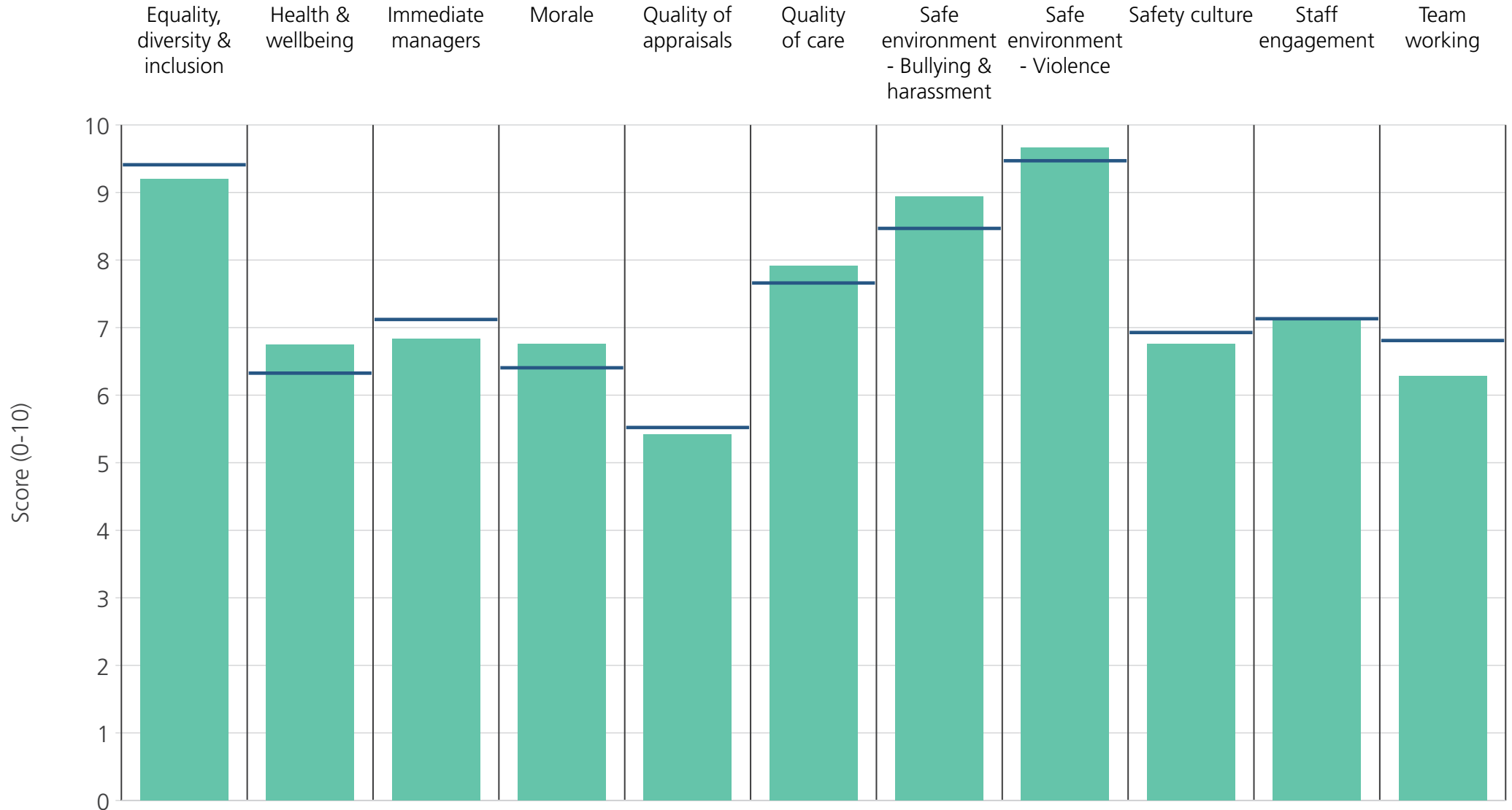


<b>Directorate</b>	9.5	6.7	7.4	6.4	5.5	7.5	8.9	9.9	6.9	7.1	6.9
<b>Your org</b>	9.4	6.3	7.1	6.4	5.5	7.7	8.5	9.5	6.9	7.1	6.8
<b>Responses</b>	622	624	624	625	542	378	623	621	623	627	619

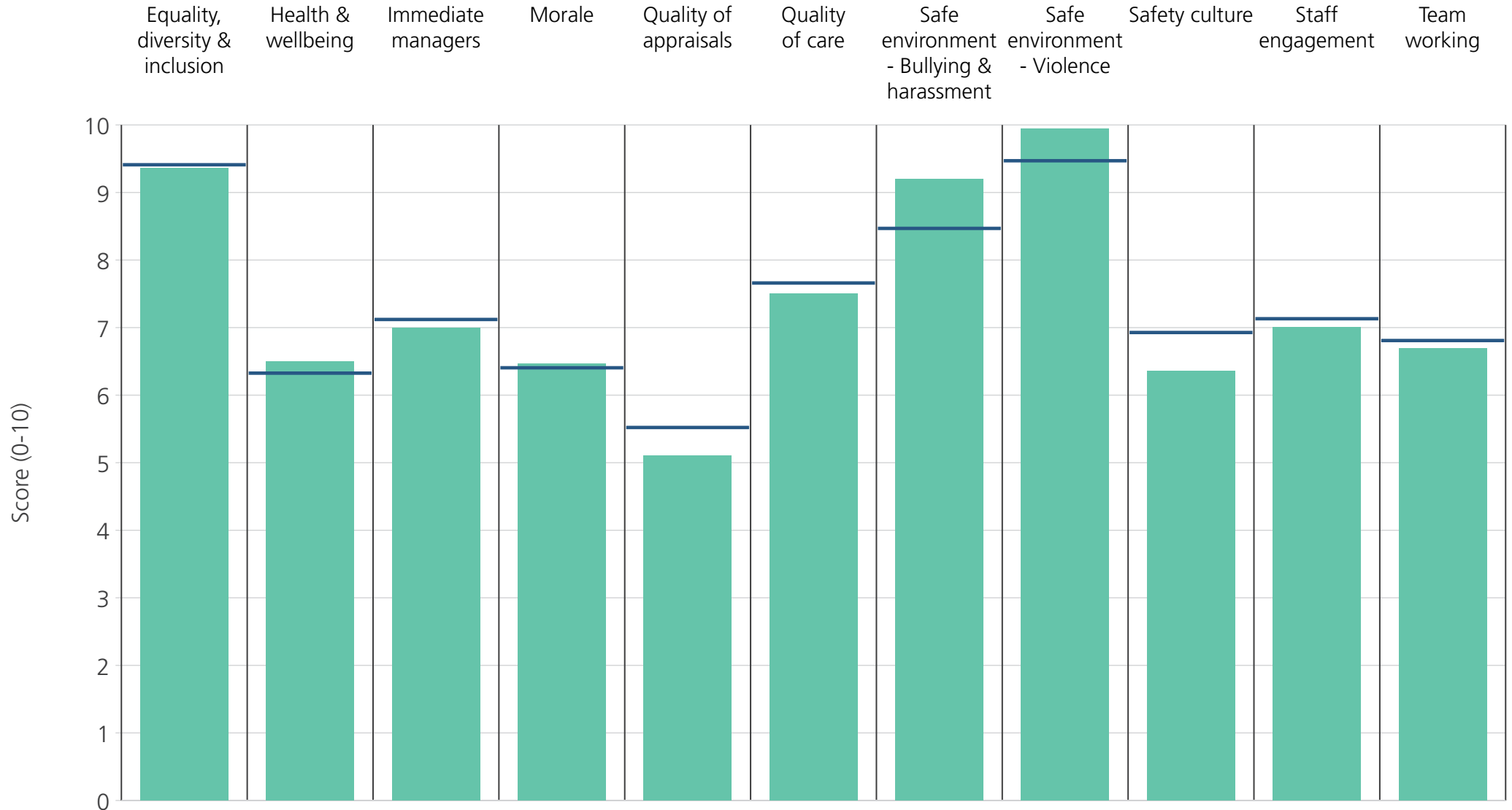


<b>Directorate</b>	9.5	6.0	7.3	6.5	5.5	7.7	8.5	9.6	6.8	7.3	7.2
<b>Your org</b>	9.4	6.3	7.1	6.4	5.5	7.7	8.5	9.5	6.9	7.1	6.8
<b>Responses</b>	165	165	167	167	156	168	166	165	165	168	167

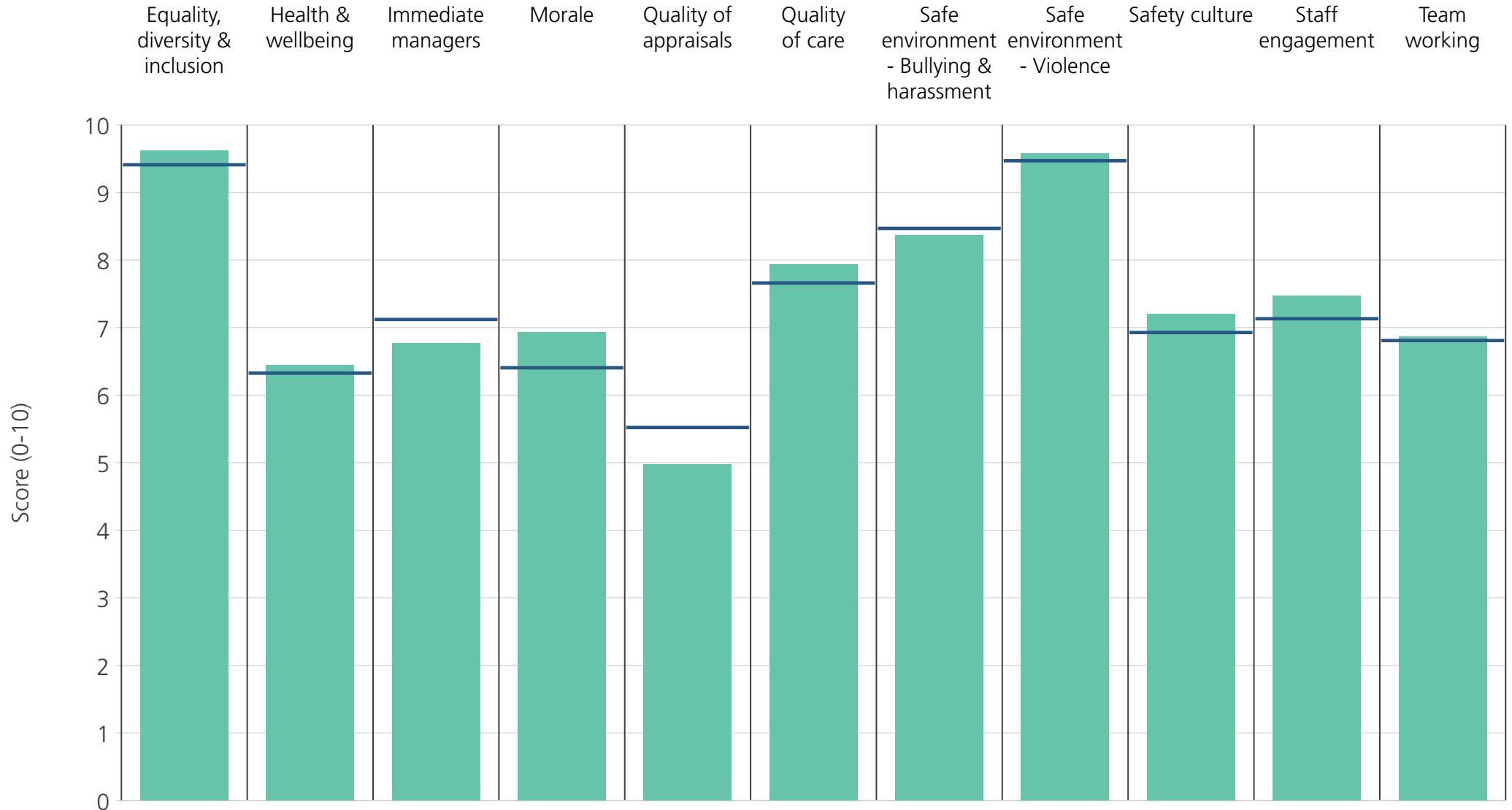




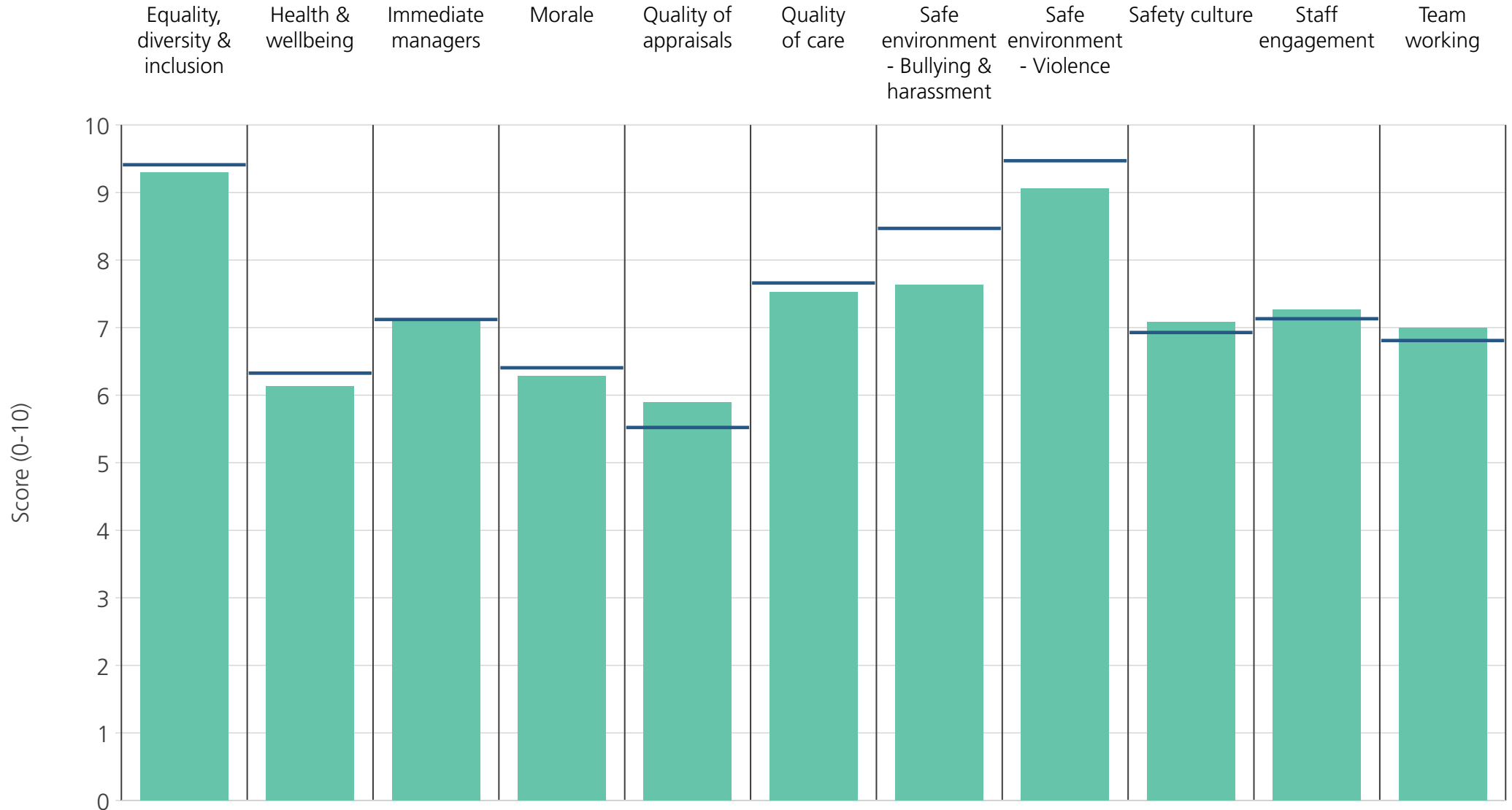
<b>Directorate</b>	9.2	6.7	6.8	6.8	5.4	7.9	8.9	9.7	6.8	7.1	6.3
<b>Your org</b>	9.4	6.3	7.1	6.4	5.5	7.7	8.5	9.5	6.9	7.1	6.8
<b>Responses</b>	218	220	223	220	159	141	216	217	218	221	222



<b>Directorate</b>	9.4	6.5	7.0	6.5	5.1	7.5	9.2	9.9	6.4	7.0	6.7
<b>Your org</b>	9.4	6.3	7.1	6.4	5.5	7.7	8.5	9.5	6.9	7.1	6.8
<b>Responses</b>	63	64	65	64	59	61	62	64	64	65	65



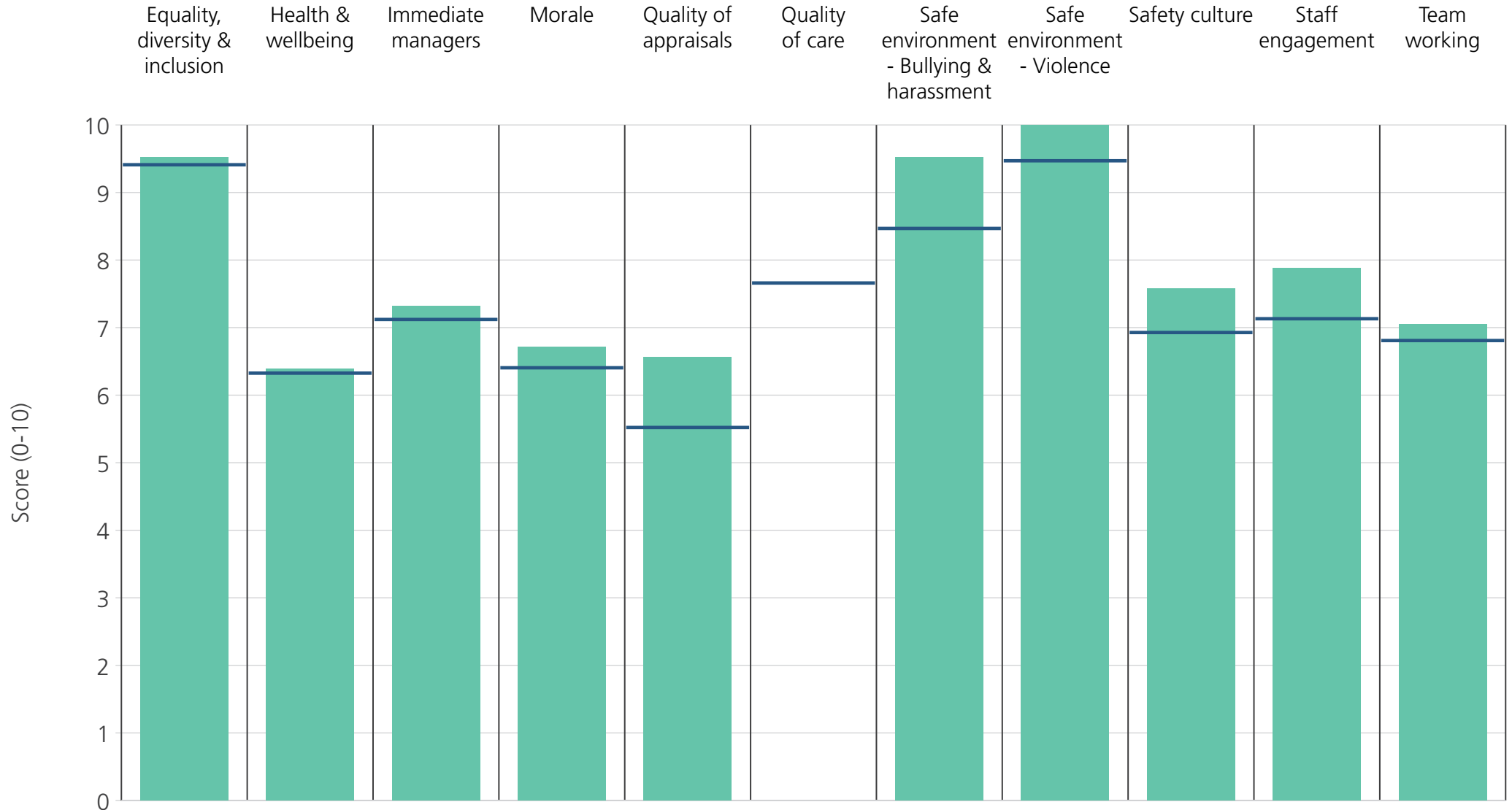
<b>Directorate</b>	9.6	6.4	6.8	6.9	5.0	7.9	8.4	9.6	7.2	7.5	6.9
<b>Your org</b>	9.4	6.3	7.1	6.4	5.5	7.7	8.5	9.5	6.9	7.1	6.8
<b>Responses</b>	118	118	119	117	111	118	118	119	116	119	117



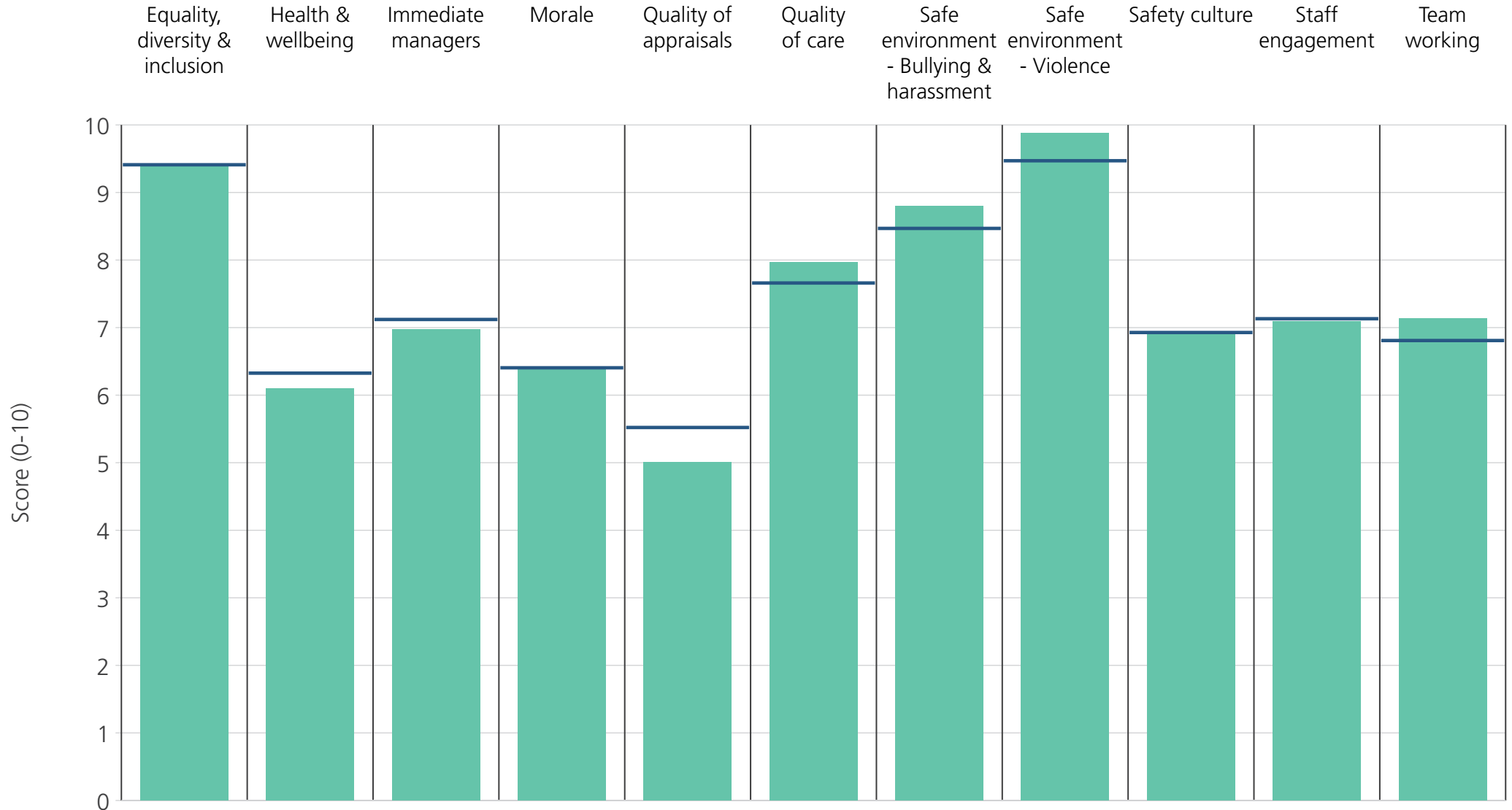
<b>Directorate</b>	9.3	6.1	7.1	6.3	5.9	7.5	7.6	9.1	7.1	7.3	7.0
<b>Your org</b>	9.4	6.3	7.1	6.4	5.5	7.7	8.5	9.5	6.9	7.1	6.8
<b>Responses</b>	486	487	488	476	430	477	488	485	486	489	487

# Directorates 2

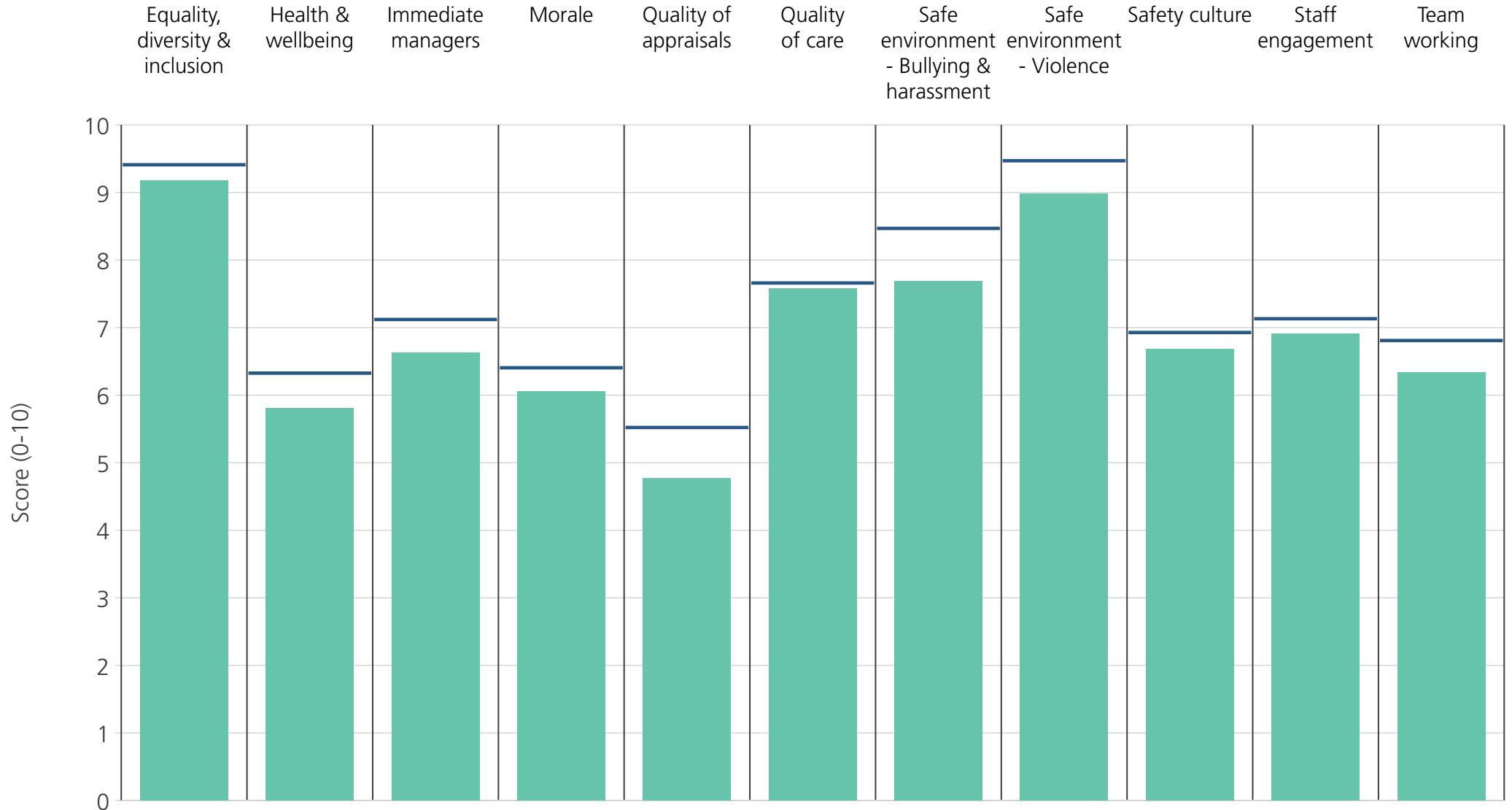
Warrington and Halton Hospitals NHS Foundation Trust  
2019 NHS Staff Survey Results



<b>Directorate</b>	9.5	6.4	7.3	6.7	6.6		9.5	10.0	7.6	7.9	7.1
<b>Your org</b>	9.4	6.3	7.1	6.4	5.5	7.7	8.5	9.5	6.9	7.1	6.8
<b>Responses</b>	14	14	14	14	12	7	14	14	14	14	14

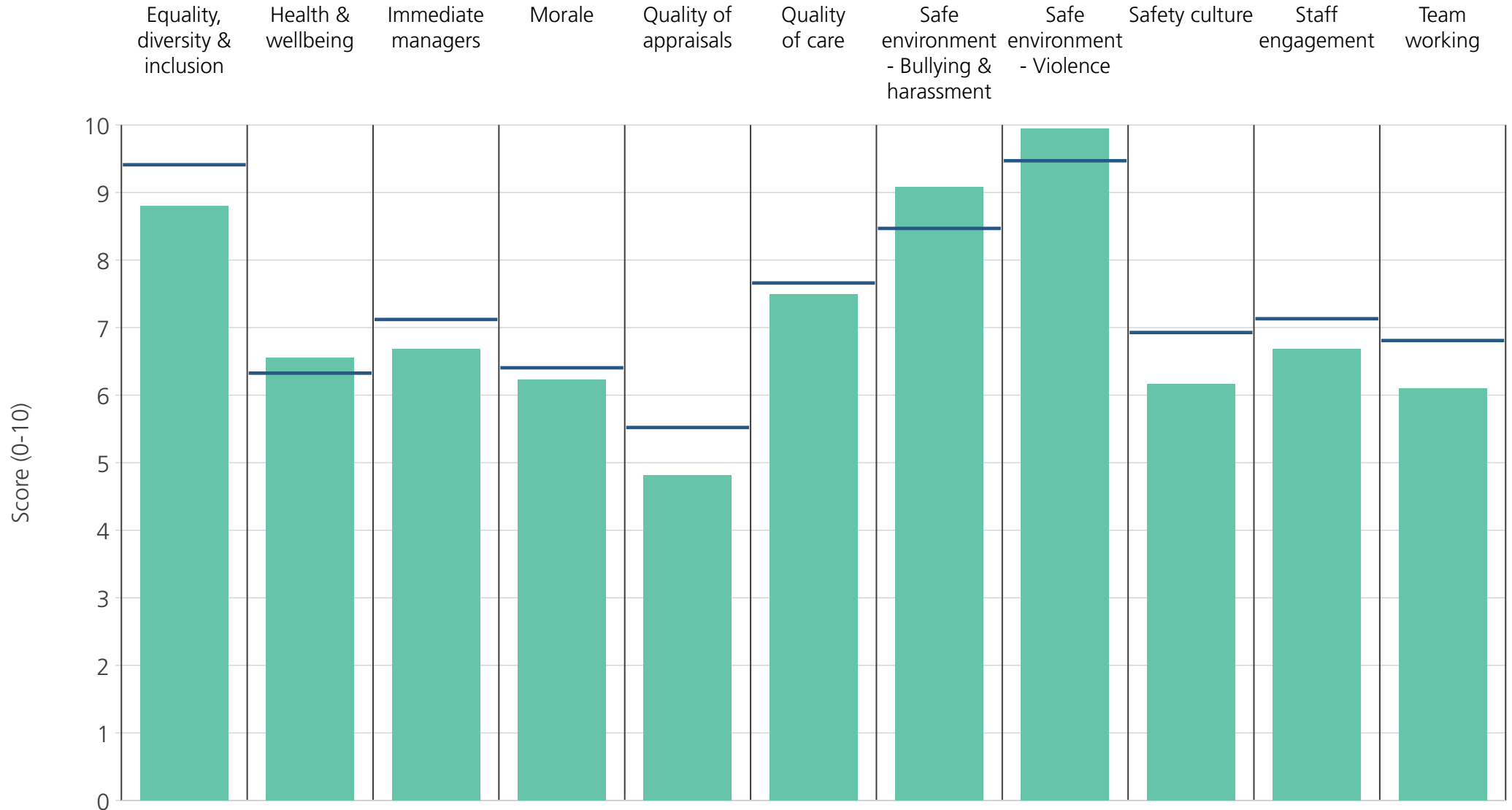


<b>Directorate</b>	9.4	6.1	7.0	6.4	5.0	8.0	8.8	9.9	6.9	7.1	7.1
<b>Your org</b>	9.4	6.3	7.1	6.4	5.5	7.7	8.5	9.5	6.9	7.1	6.8
<b>Responses</b>	210	211	213	213	181	202	210	211	211	215	211

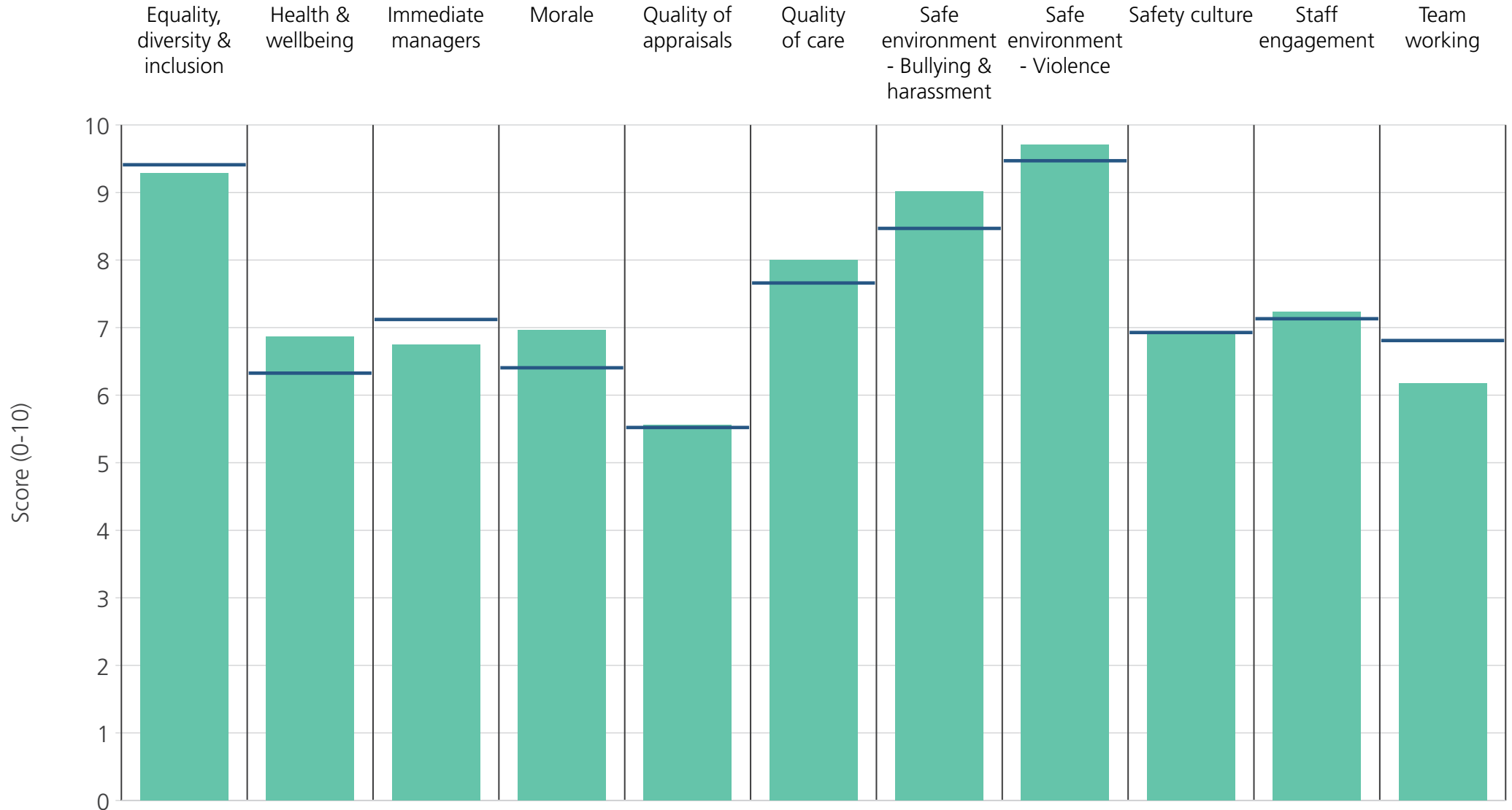


<b>Directorate</b>	9.2	5.8	6.6	6.1	4.8	7.6	7.7	9.0	6.7	6.9	6.3
<b>Your org</b>	9.4	6.3	7.1	6.4	5.5	7.7	8.5	9.5	6.9	7.1	6.8
<b>Responses</b>	145	144	144	139	119	139	145	144	145	145	142

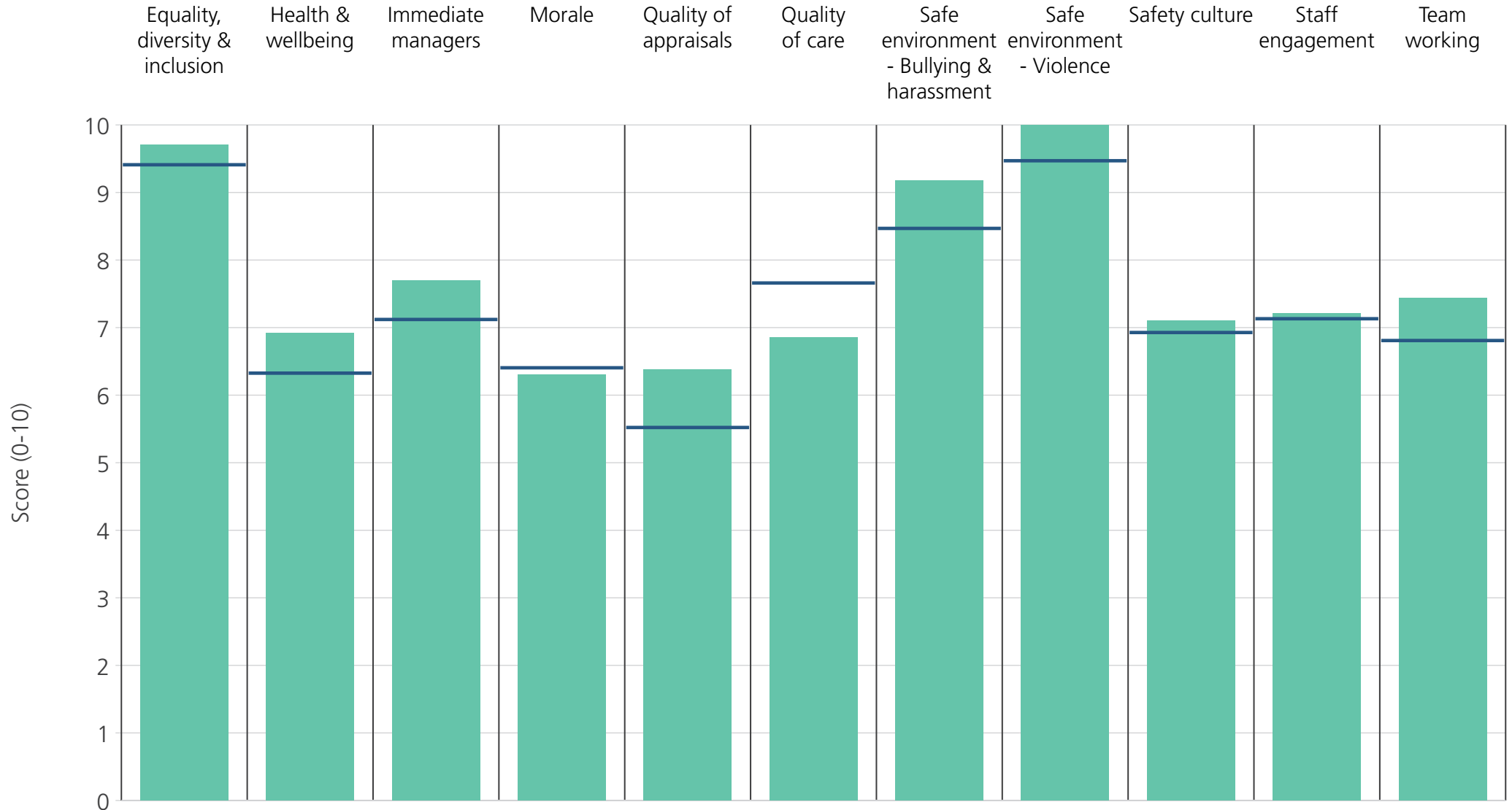




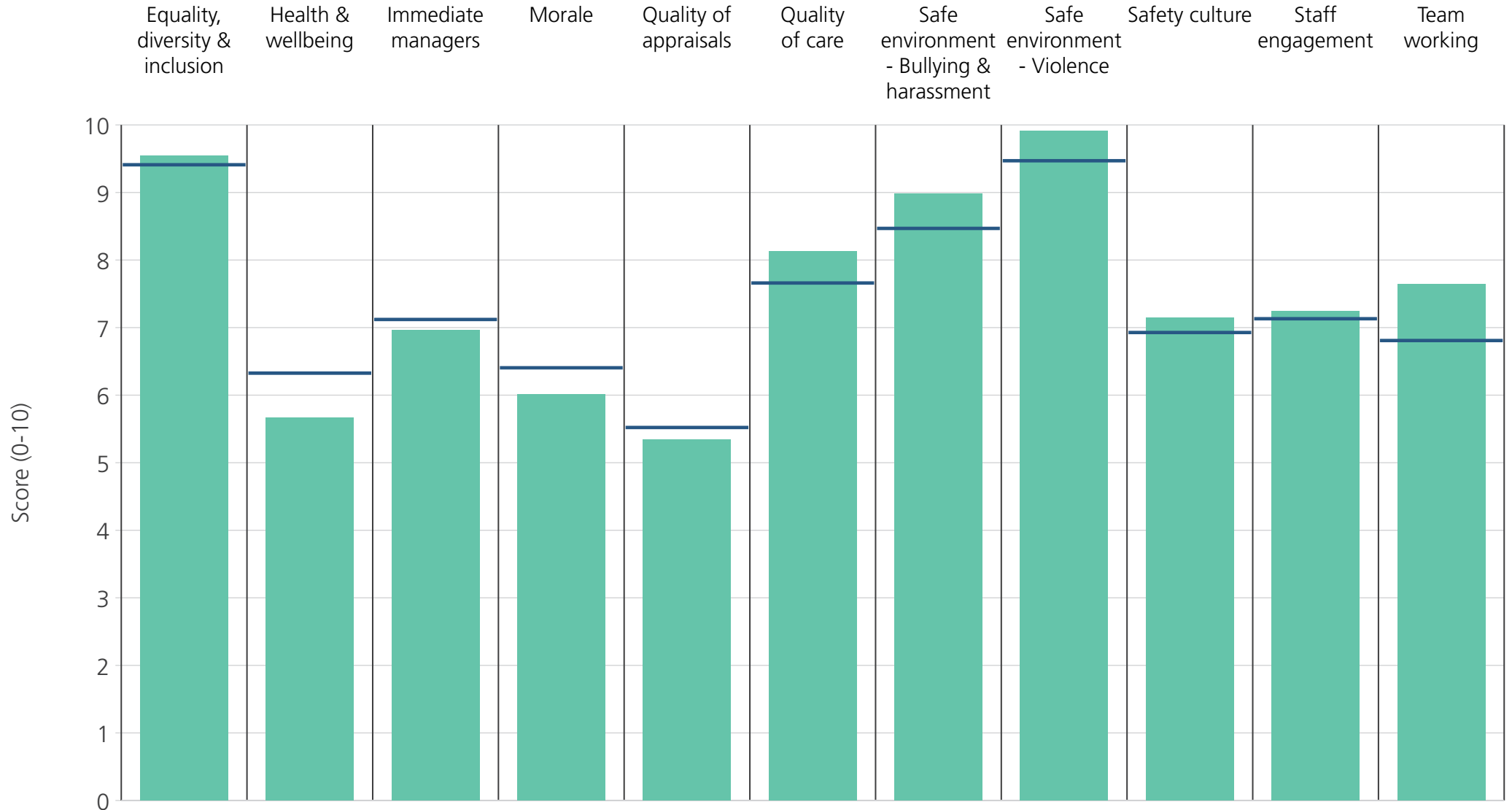
<b>Directorate</b>	8.8	6.6	6.7	6.2	4.8	7.5	9.1	9.9	6.2	6.7	6.1
<b>Your org</b>	9.4	6.3	7.1	6.4	5.5	7.7	8.5	9.5	6.9	7.1	6.8
<b>Responses</b>	64	67	67	65	51	42	65	65	66	67	67



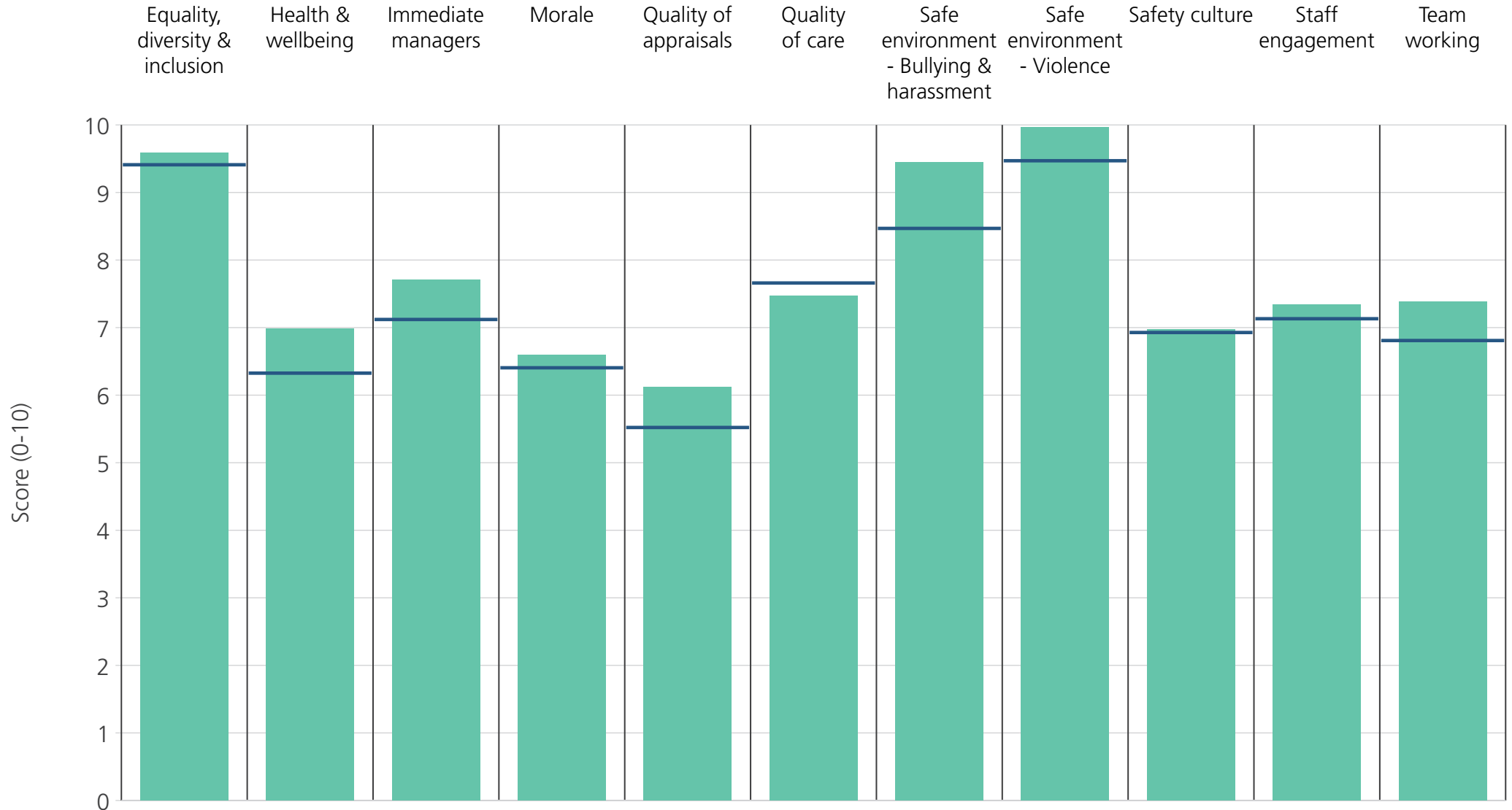
<b>Directorate</b>	9.3	6.9	6.7	7.0	5.6	8.0	9.0	9.7	6.9	7.2	6.2
<b>Your org</b>	9.4	6.3	7.1	6.4	5.5	7.7	8.5	9.5	6.9	7.1	6.8
<b>Responses</b>	150	150	152	151	111	92	147	149	149	150	151



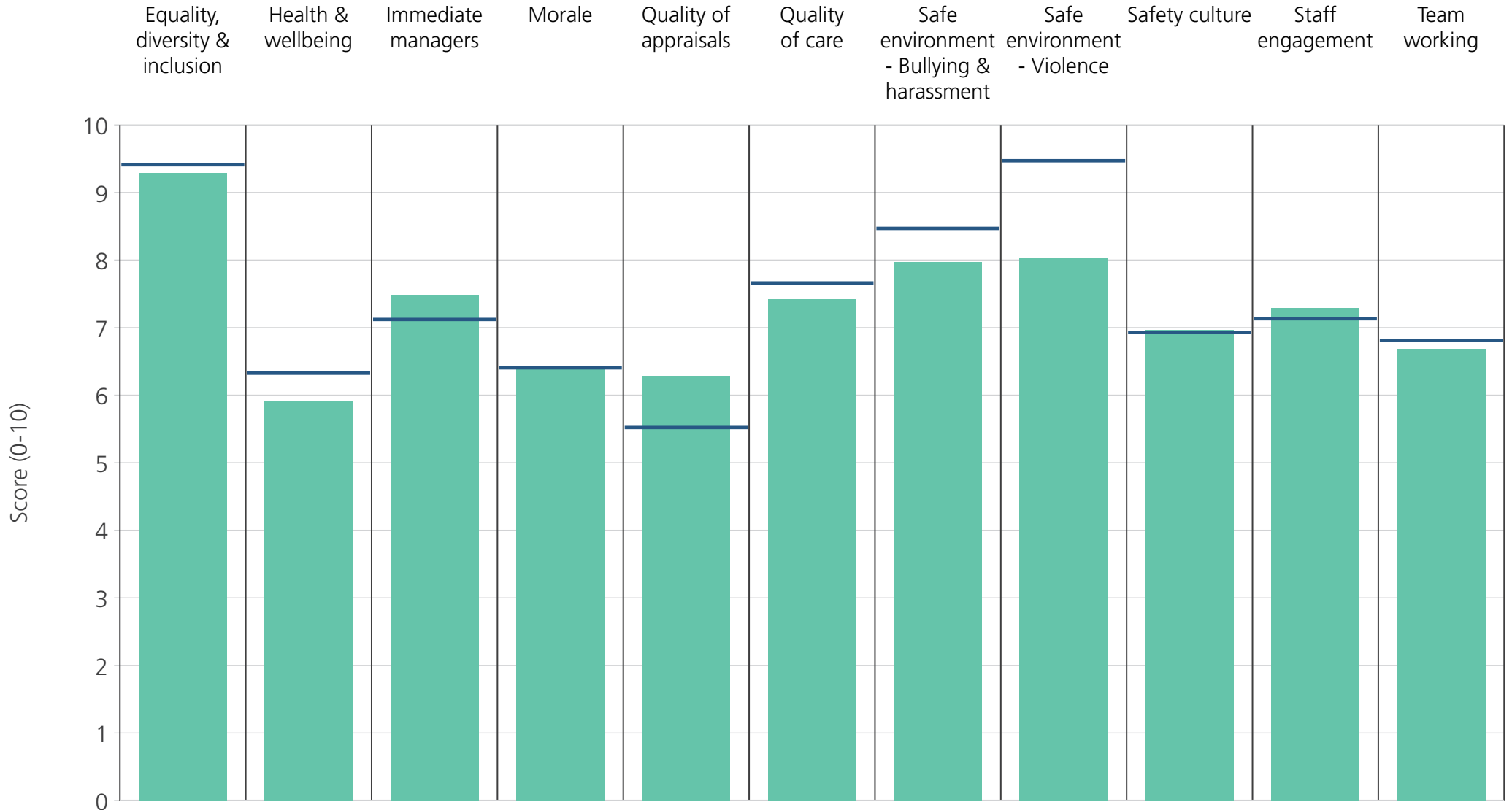
<b>Directorate</b>	9.7	6.9	7.7	6.3	6.4	6.9	9.2	10.0	7.1	7.2	7.4
<b>Your org</b>	9.4	6.3	7.1	6.4	5.5	7.7	8.5	9.5	6.9	7.1	6.8
<b>Responses</b>	80	81	80	81	74	22	81	81	80	81	81



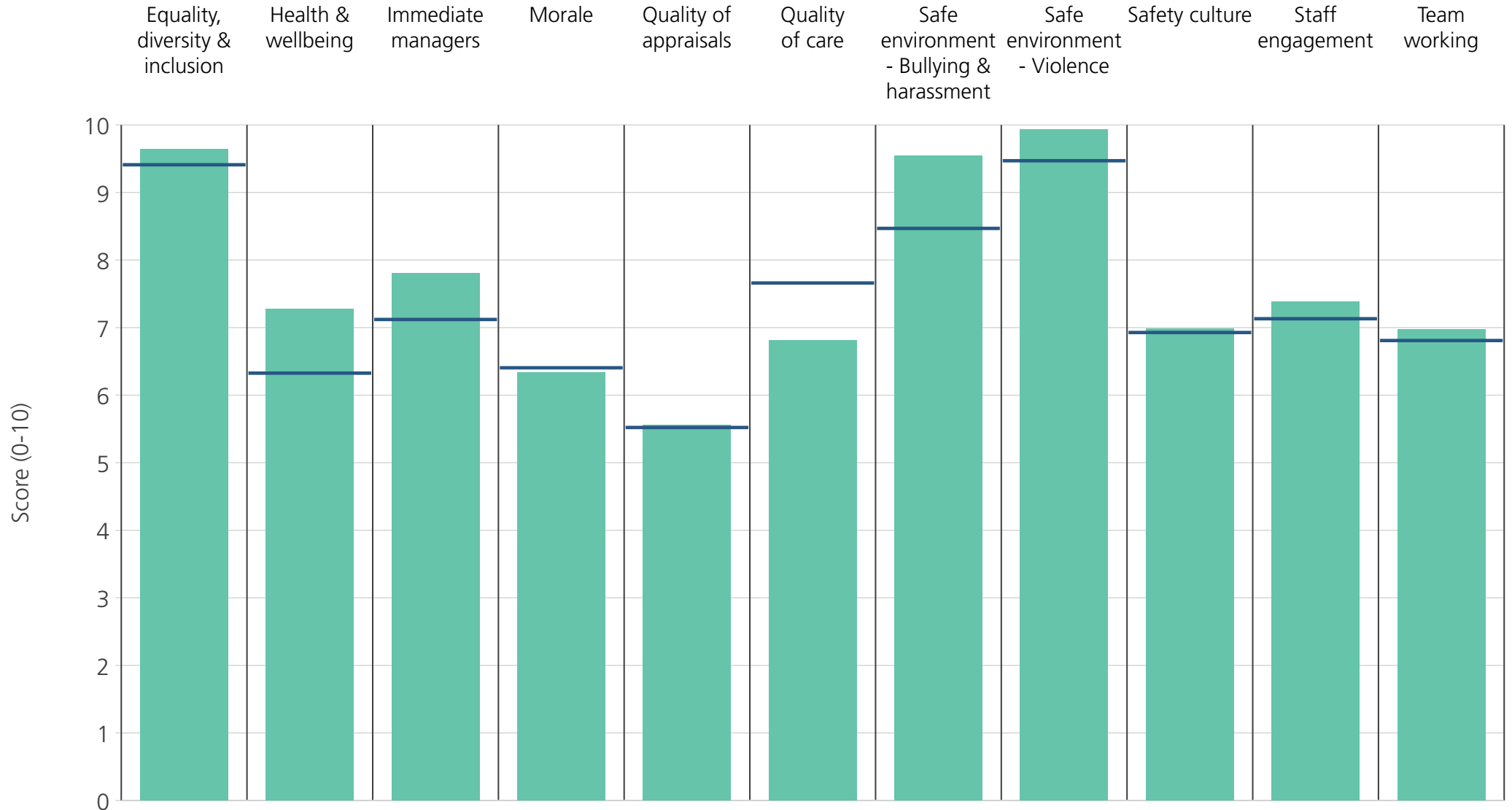
<b>Directorate</b>	9.5	5.7	7.0	6.0	5.3	8.1	9.0	9.9	7.1	7.2	7.6
<b>Your org</b>	9.4	6.3	7.1	6.4	5.5	7.7	8.5	9.5	6.9	7.1	6.8
<b>Responses</b>	35	36	36	36	33	14	36	36	36	36	35



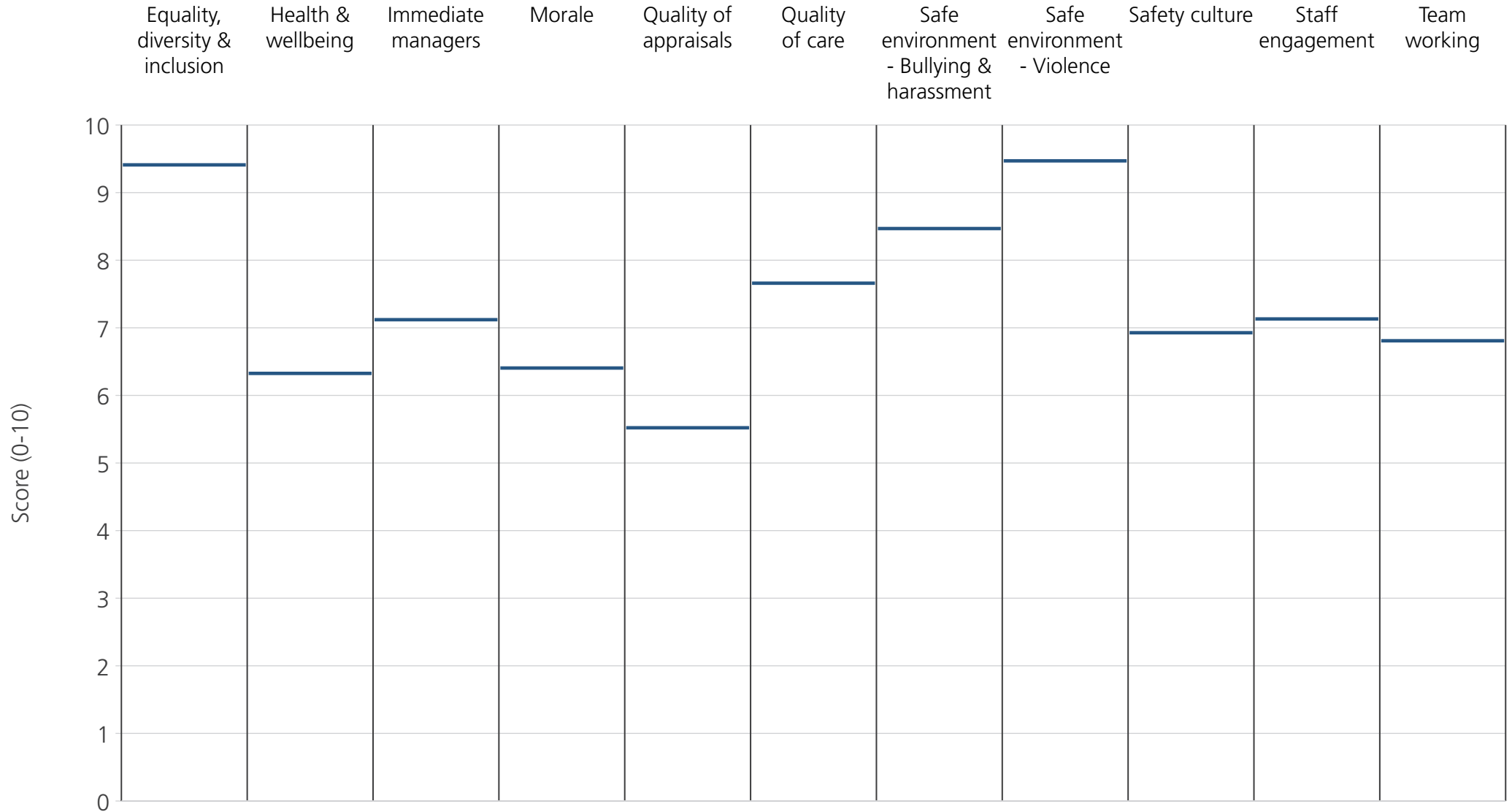
<b>Directorate</b>	9.6	7.0	7.7	6.6	6.1	7.5	9.5	10.0	7.0	7.3	7.4
<b>Your org</b>	9.4	6.3	7.1	6.4	5.5	7.7	8.5	9.5	6.9	7.1	6.8
<b>Responses</b>	96	96	95	96	86	48	94	96	96	96	96



<b>Directorate</b>	9.3	5.9	7.5	6.4	6.3	7.4	8.0	8.0	7.0	7.3	6.7
<b>Your org</b>	9.4	6.3	7.1	6.4	5.5	7.7	8.5	9.5	6.9	7.1	6.8
<b>Responses</b>	153	153	154	152	124	148	153	154	154	155	155

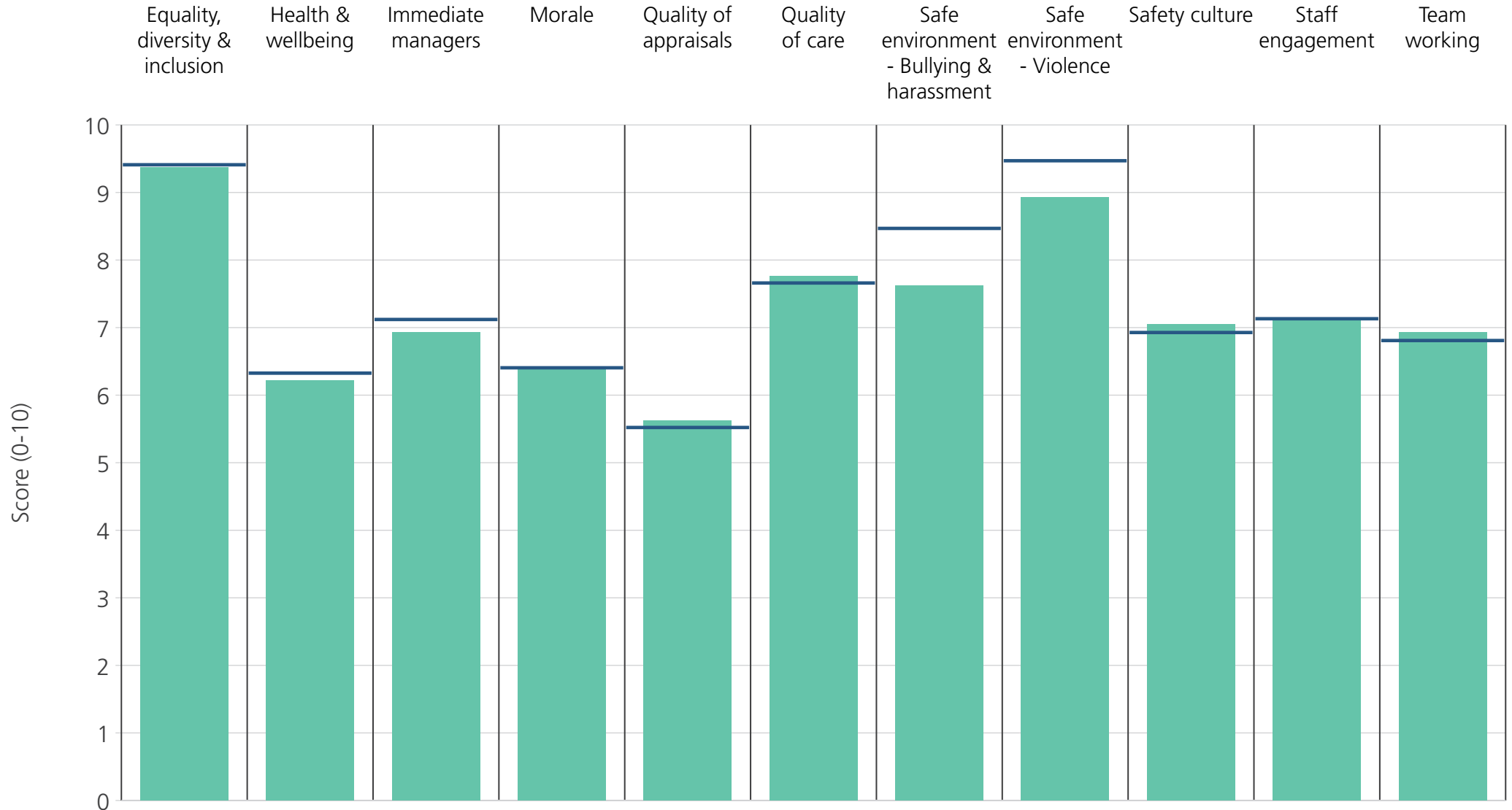


<b>Directorate</b>	9.6	7.3	7.8	6.3	5.6	6.8	9.5	9.9	7.0	7.4	7.0
<b>Your org</b>	9.4	6.3	7.1	6.4	5.5	7.7	8.5	9.5	6.9	7.1	6.8
<b>Responses</b>	51	50	51	51	43	26	51	50	51	51	50

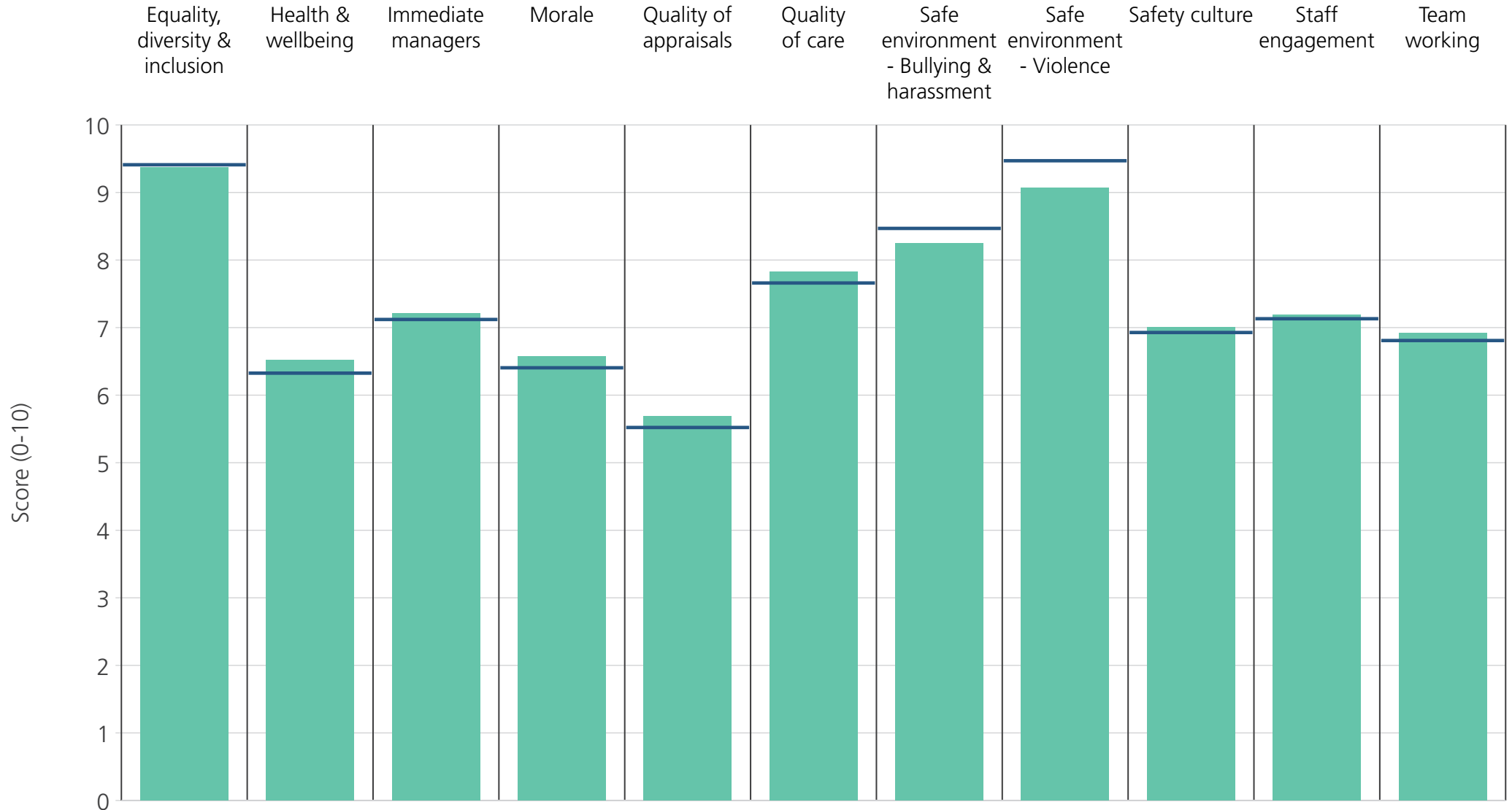


Directorate	9.4	6.3	7.1	6.4	5.5	7.7	8.5	9.5	6.9	7.1	6.8
<b>Your org</b>	9.4	6.3	7.1	6.4	5.5	7.7	8.5	9.5	6.9	7.1	6.8
<b>Responses</b>	5	5	5	5	5	5	5	5	5	5	5

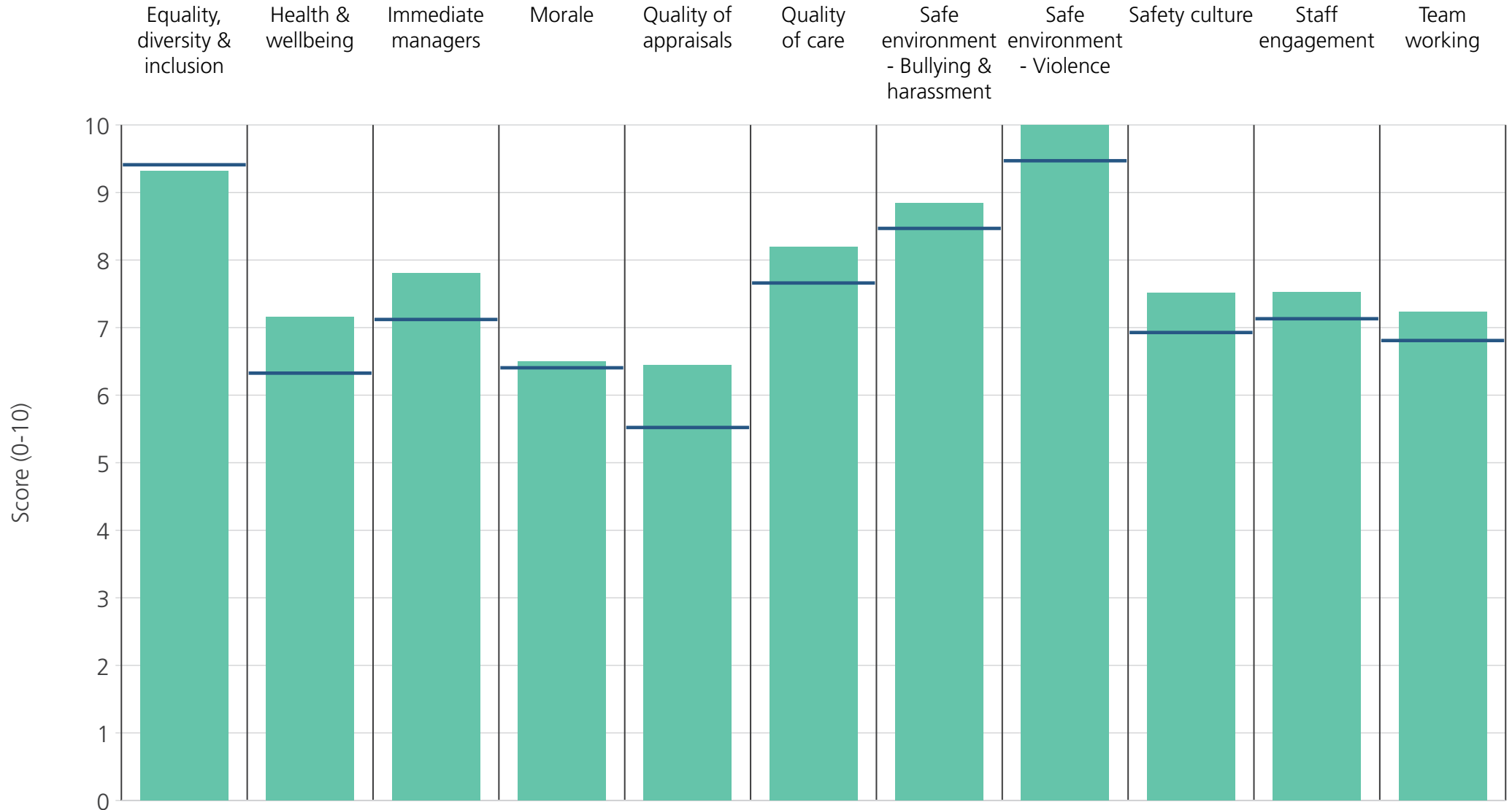




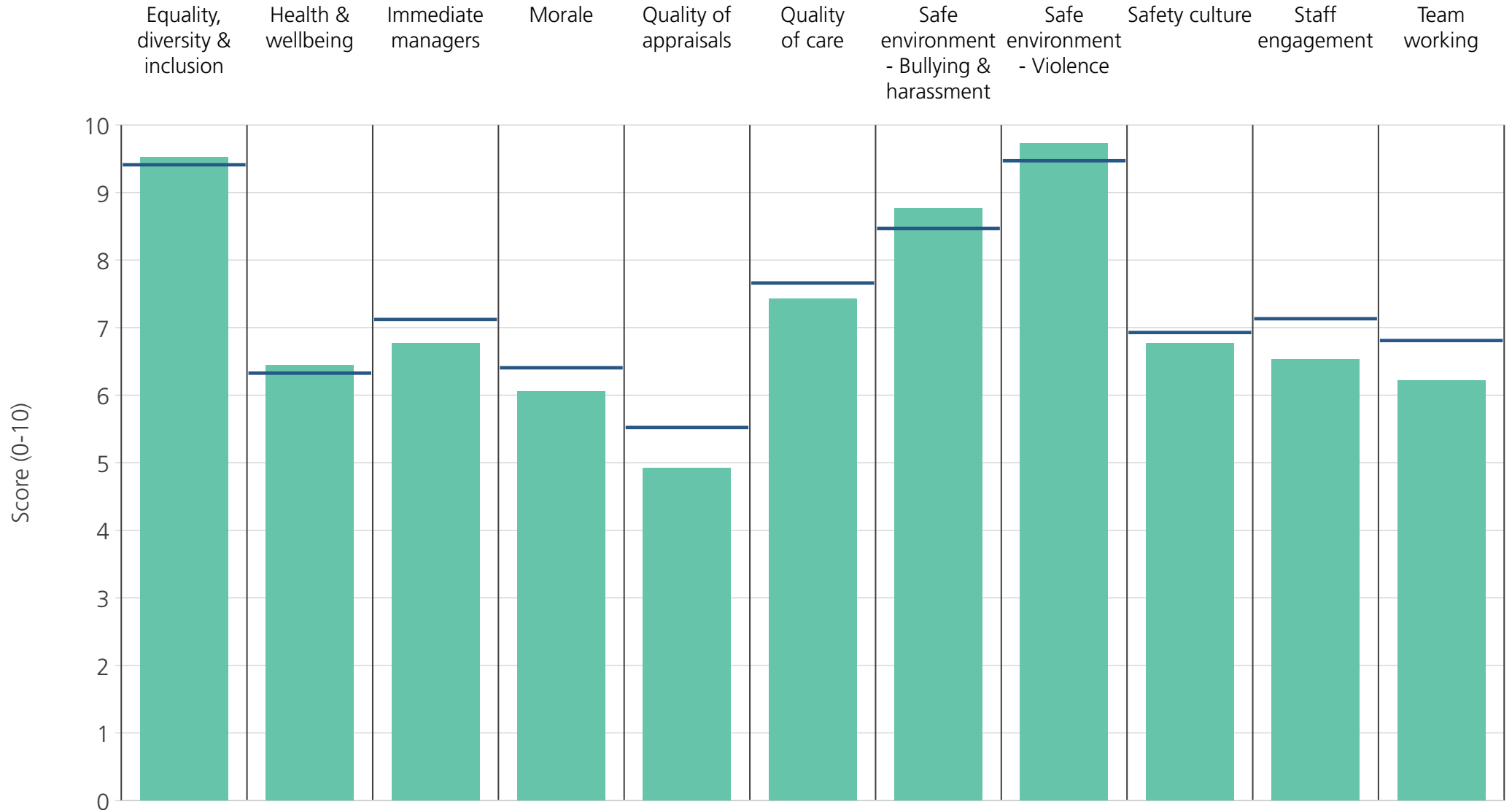
Directorate	9.4	6.2	6.9	6.4	5.6	7.8	7.6	8.9	7.1	7.1	6.9
Your org	9.4	6.3	7.1	6.4	5.5	7.7	8.5	9.5	6.9	7.1	6.8
Responses	140	141	141	137	127	130	141	140	137	141	139



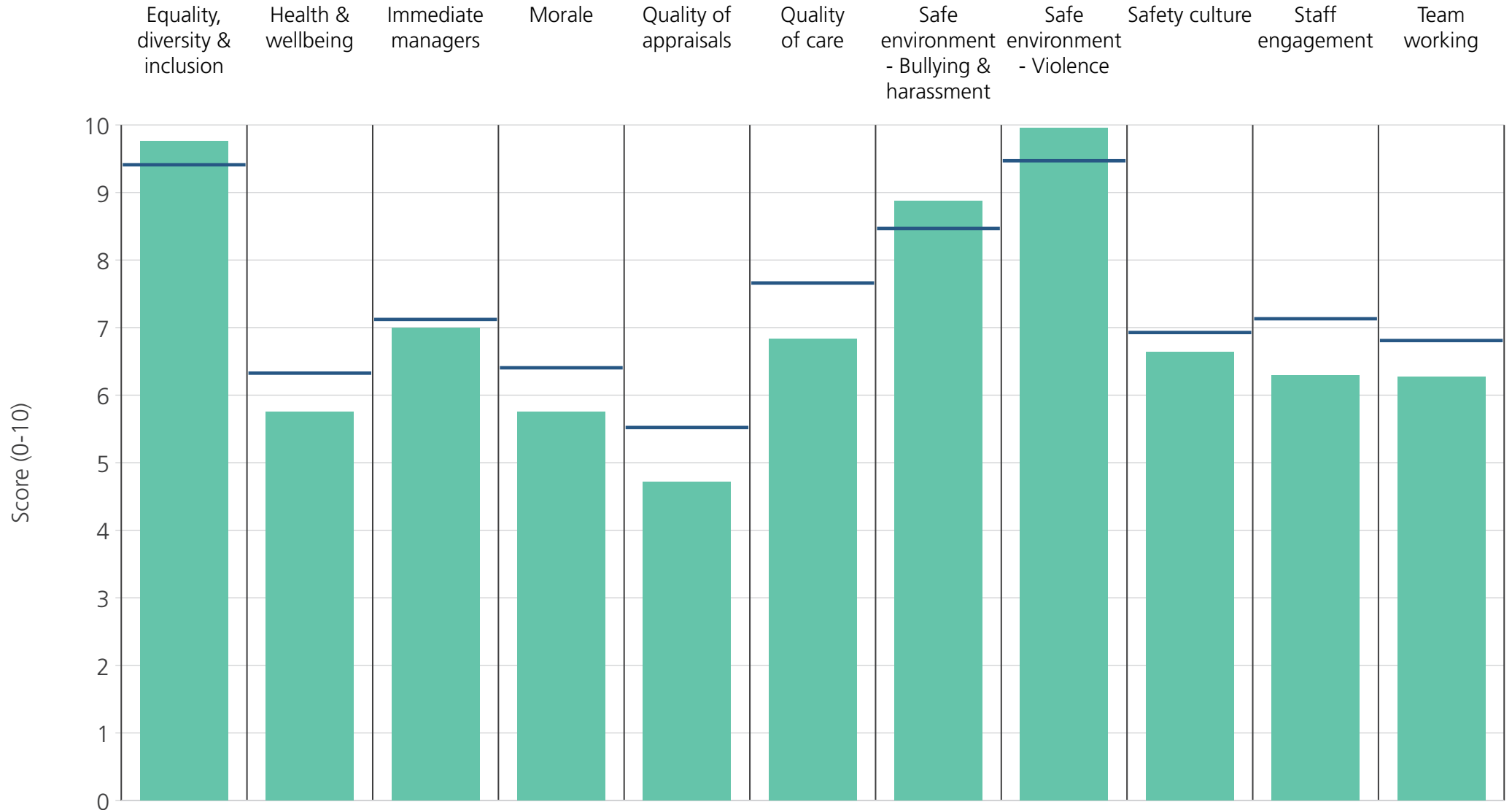
<b>Directorate</b>	9.4	6.5	7.2	6.6	5.7	7.8	8.2	9.1	7.0	7.2	6.9
<b>Your org</b>	9.4	6.3	7.1	6.4	5.5	7.7	8.5	9.5	6.9	7.1	6.8
<b>Responses</b>	97	98	101	94	88	94	98	97	97	101	101



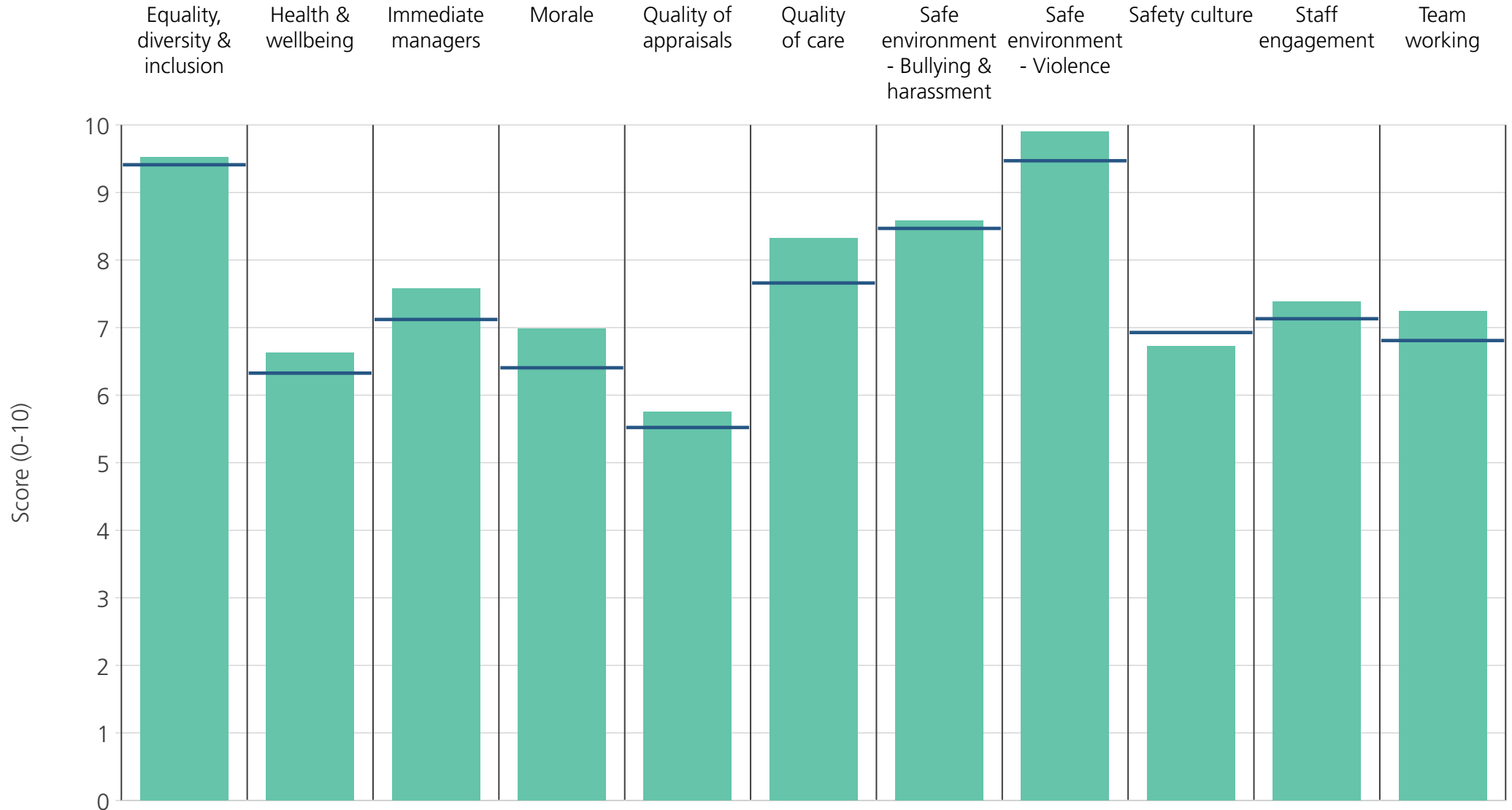
<b>Directorate</b>	9.3	7.2	7.8	6.5	6.4	8.2	8.8	10.0	7.5	7.5	7.2
<b>Your org</b>	9.4	6.3	7.1	6.4	5.5	7.7	8.5	9.5	6.9	7.1	6.8
<b>Responses</b>	23	22	23	23	19	18	23	23	23	23	23



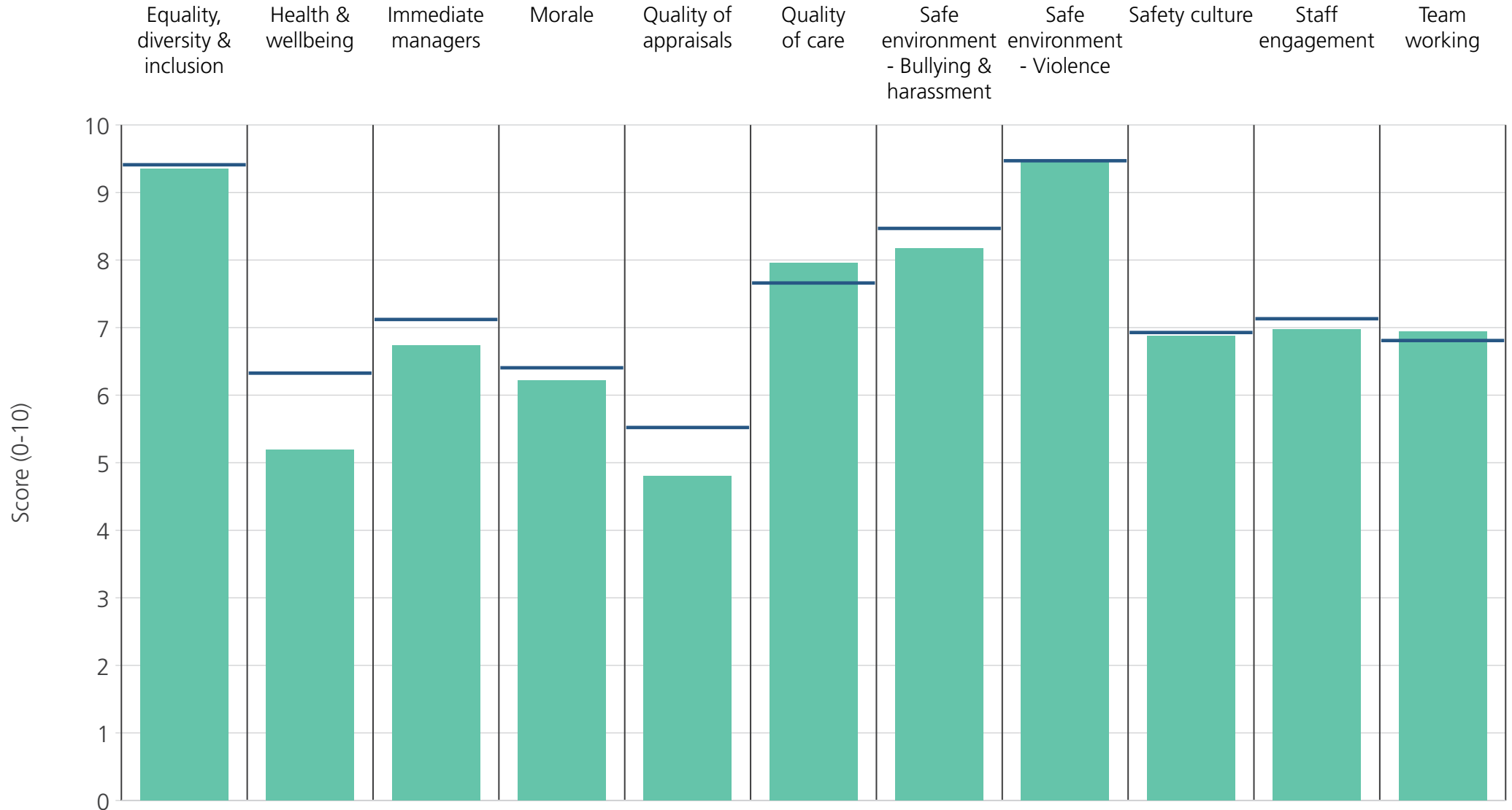
<b>Directorate</b>	9.5	6.4	6.8	6.1	4.9	7.4	8.8	9.7	6.8	6.5	6.2
<b>Your org</b>	9.4	6.3	7.1	6.4	5.5	7.7	8.5	9.5	6.9	7.1	6.8
<b>Responses</b>	132	132	132	129	112	112	130	132	131	133	132



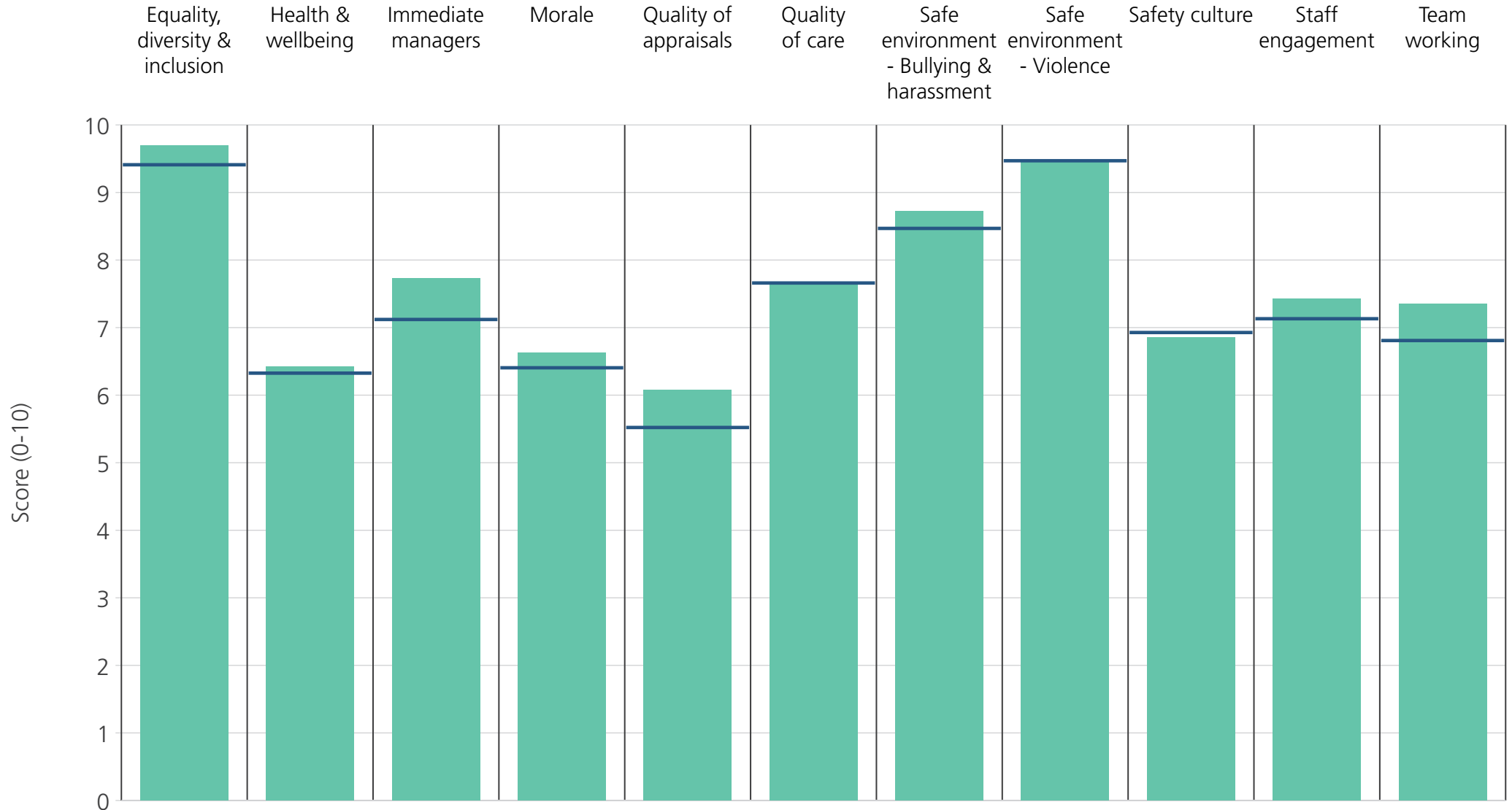
<b>Directorate</b>	9.8	5.8	7.0	5.7	4.7	6.8	8.9	10.0	6.6	6.3	6.3
<b>Your org</b>	9.4	6.3	7.1	6.4	5.5	7.7	8.5	9.5	6.9	7.1	6.8
<b>Responses</b>	74	74	74	74	59	62	74	74	74	74	73



<b>Directorate</b>	9.5	6.6	7.6	7.0	5.8	8.3	8.6	9.9	6.7	7.4	7.2
<b>Your org</b>	9.4	6.3	7.1	6.4	5.5	7.7	8.5	9.5	6.9	7.1	6.8
<b>Responses</b>	133	132	135	133	120	129	132	133	132	135	134

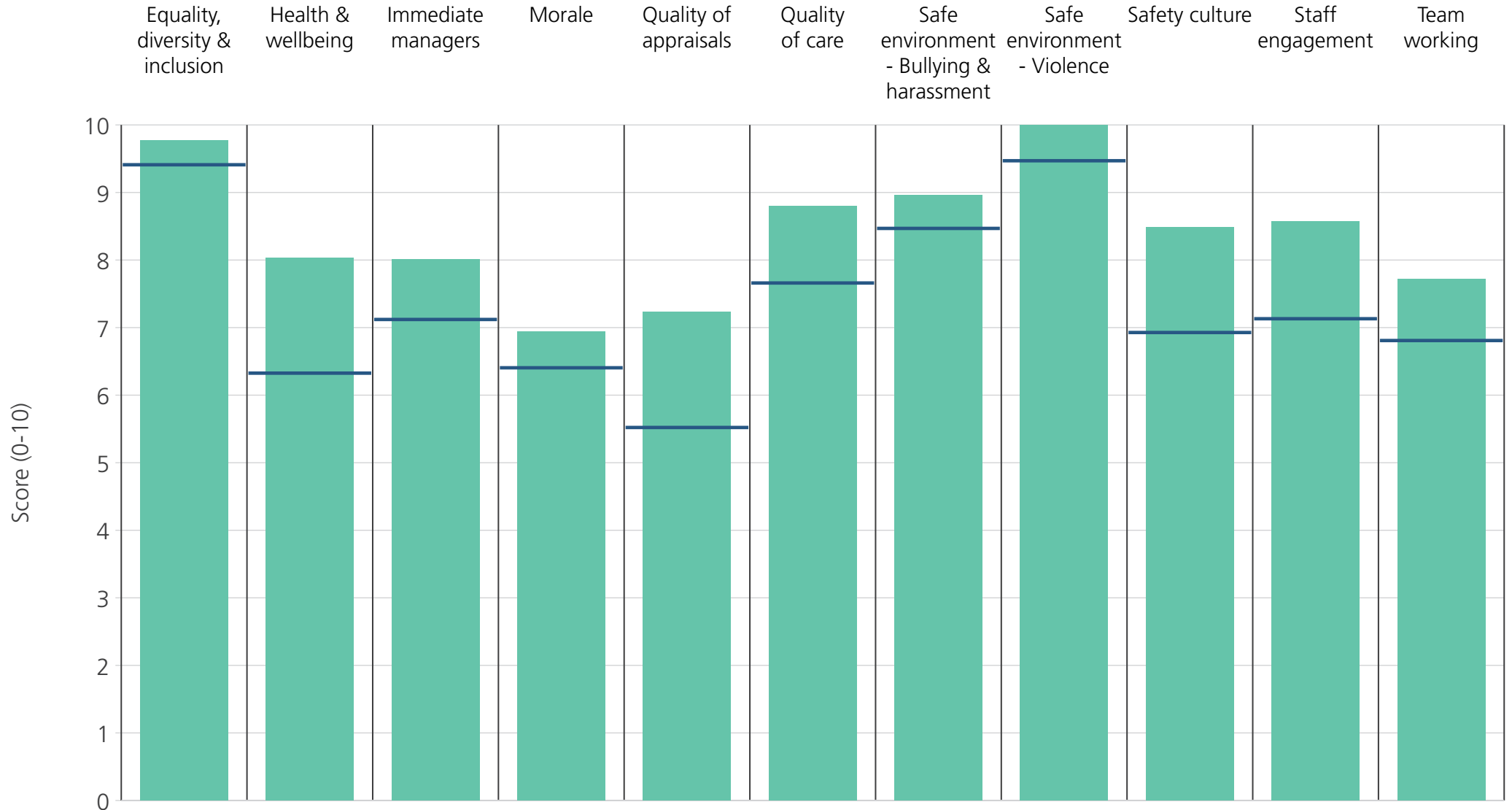


<b>Directorate</b>	9.3	5.2	6.7	6.2	4.8	8.0	8.2	9.5	6.9	7.0	6.9
<b>Your org</b>	9.4	6.3	7.1	6.4	5.5	7.7	8.5	9.5	6.9	7.1	6.8
<b>Responses</b>	64	64	63	64	52	55	64	63	64	64	63

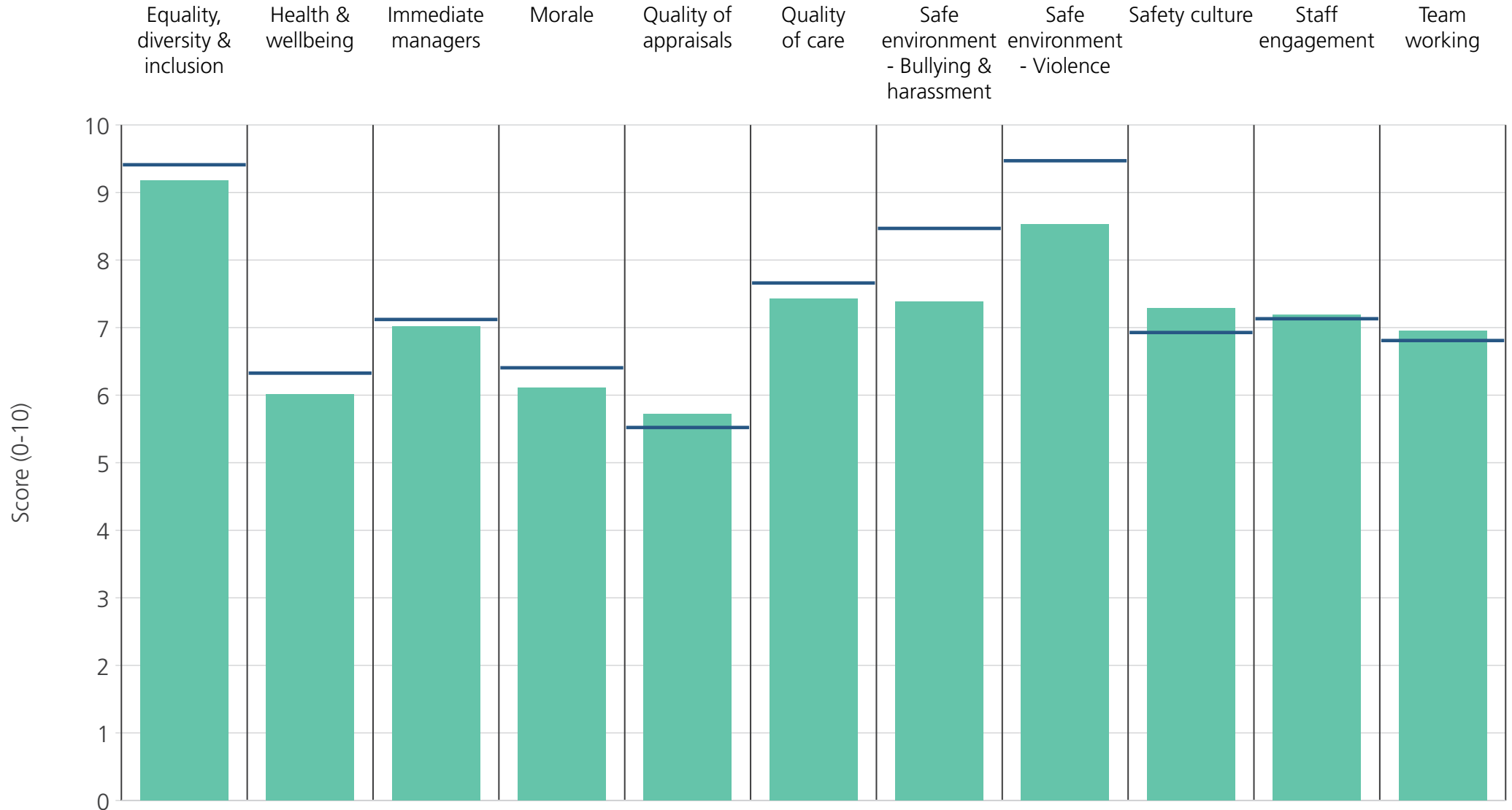


<b>Directorate</b>	9.7	6.4	7.7	6.6	6.1	7.7	8.7	9.5	6.9	7.4	7.3
<b>Your org</b>	9.4	6.3	7.1	6.4	5.5	7.7	8.5	9.5	6.9	7.1	6.8
<b>Responses</b>	147	147	148	147	137	143	146	145	147	148	147

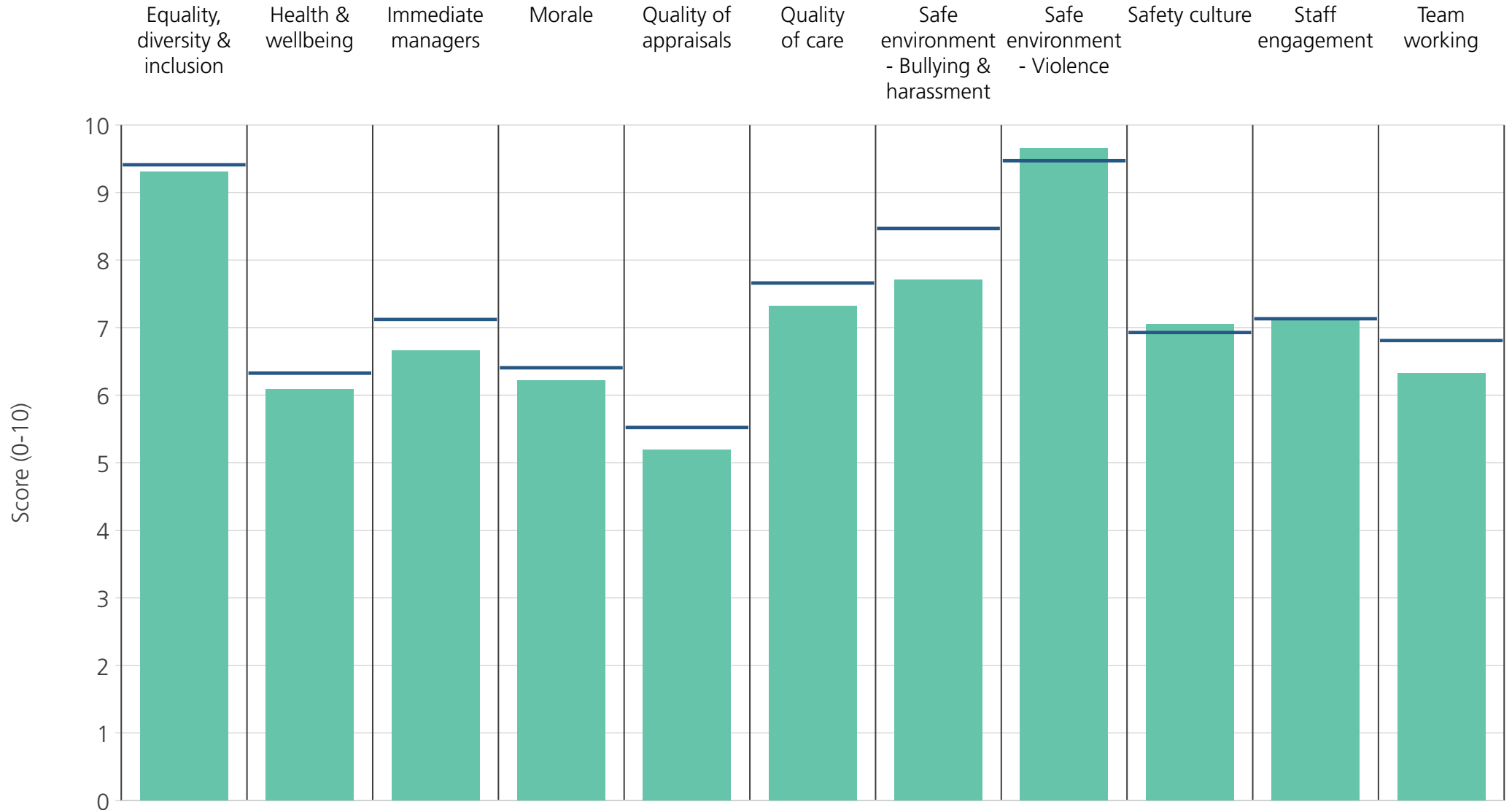




<b>Directorate</b>	9.8	8.0	8.0	6.9	7.2	8.8	9.0	10.0	8.5	8.6	7.7
<b>Your org</b>	9.4	6.3	7.1	6.4	5.5	7.7	8.5	9.5	6.9	7.1	6.8
<b>Responses</b>	29	29	29	29	23	16	29	29	28	29	28



<b>Directorate</b>	9.2	6.0	7.0	6.1	5.7	7.4	7.4	8.5	7.3	7.2	7.0
<b>Your org</b>	9.4	6.3	7.1	6.4	5.5	7.7	8.5	9.5	6.9	7.1	6.8
<b>Responses</b>	76	77	79	78	63	74	77	75	77	79	78



<b>Directorate</b>	9.3	6.1	6.7	6.2	5.2	7.3	7.7	9.7	7.1	7.1	6.3
<b>Your org</b>	9.4	6.3	7.1	6.4	5.5	7.7	8.5	9.5	6.9	7.1	6.8
<b>Responses</b>	185	185	185	179	162	180	184	184	184	185	179