

Nottingham University Hospitals NHS Trust

2019 NHS Staff Survey

Directorate Report

Contents

Introduction	3
Themes – Directorates 1	4
Cancer and Associated Specialities Division	5
Clinical Support Division	6
Corporate Division	7
Estates & Facilities Division	8
Family Health Division	9
Medicine Division	10
Surgery Division	11
Treatment Centre Division	12

This directorate report for Nottingham University Hospitals NHS Trust contains results by directorate for themes from the 2019 NHS Staff Survey. These results are compared to the unweighted average for your organisation.

Please note: It is possible that there are differences between the 'Your org' scores reported in this directorate report and those in the benchmark report. This is because the results in the benchmark report are weighted to allow for fair comparisons between organisations of a similar type. However, in this report comparisons are made within your organisation so the unweighted organisation result is a more appropriate point of comparison.

The directorate breakdowns used in this report were provided and defined by Nottingham University Hospitals NHS Trust. Details of how the theme scores were calculated are included in the Technical Document, available to download from our [results website](#).

Key features

Breakdown type and **directorate name** are specified in the header. Black text in the header is hyperlinked: clicking on '2019 NHS Staff Survey Results' navigates back to the contents page.

Directorate results are presented in the context of the (unweighted) **organisation average ('Your org')**, so it is easy to tell if a directorate is performing better or worse than the organisation average. For all themes, a higher score is a better result than a lower score.

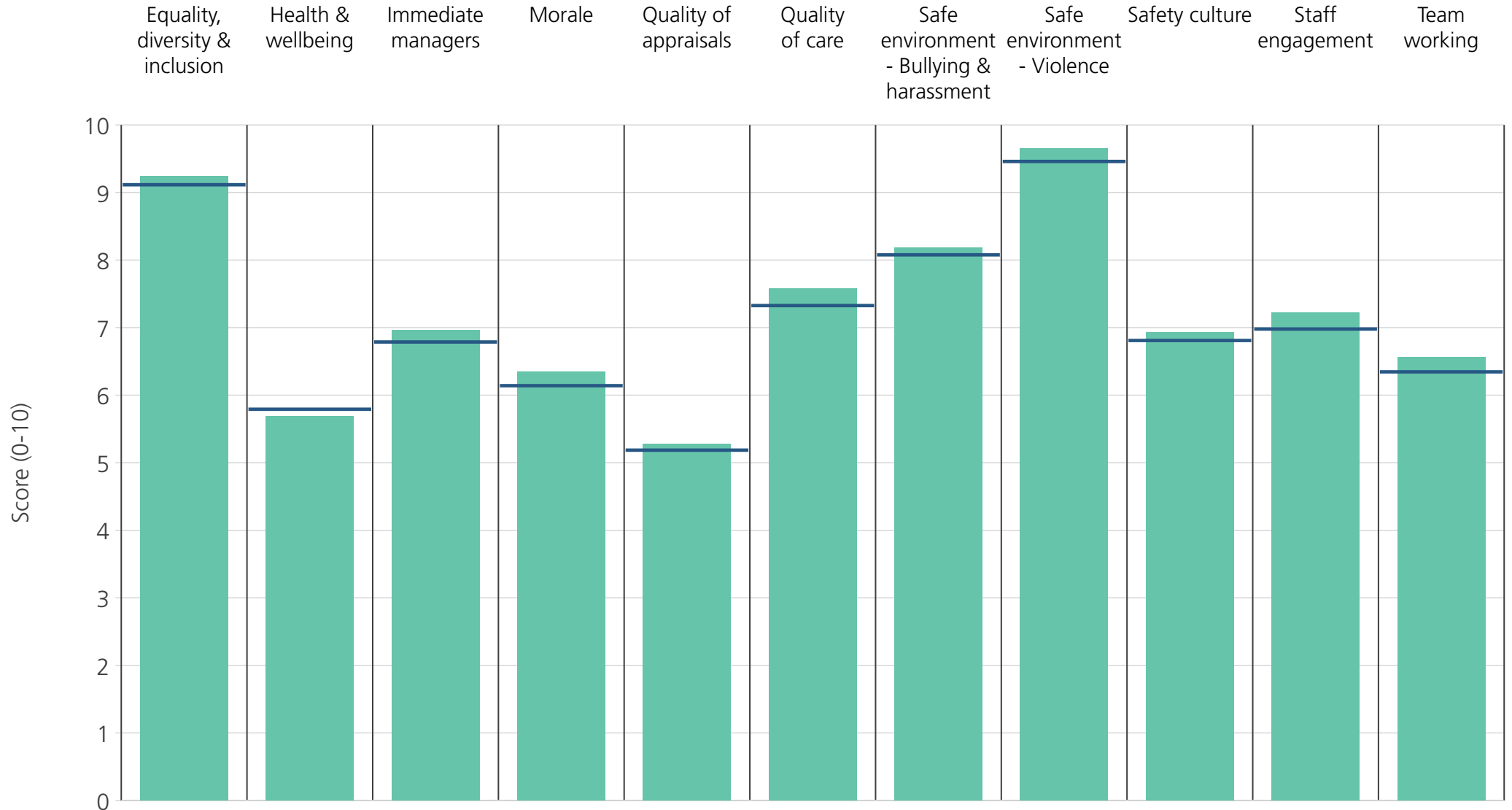
The **number of responses** feeding into each theme score **for the given directorate** is specified below the table containing the directorate and trust scores.



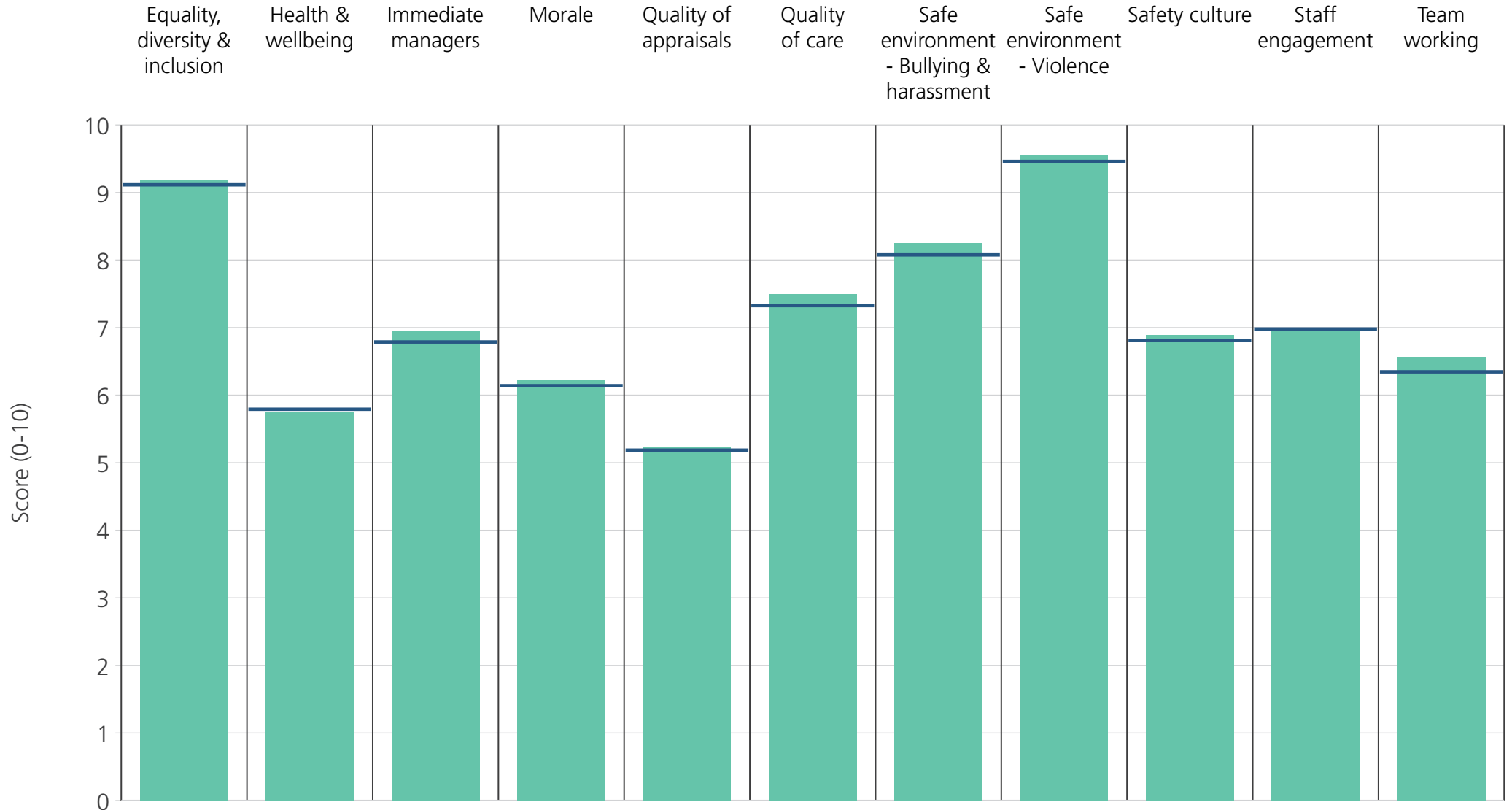
! Note: when there are less than 11 responses in a group, results are suppressed to protect staff confidentiality

Directorates 1

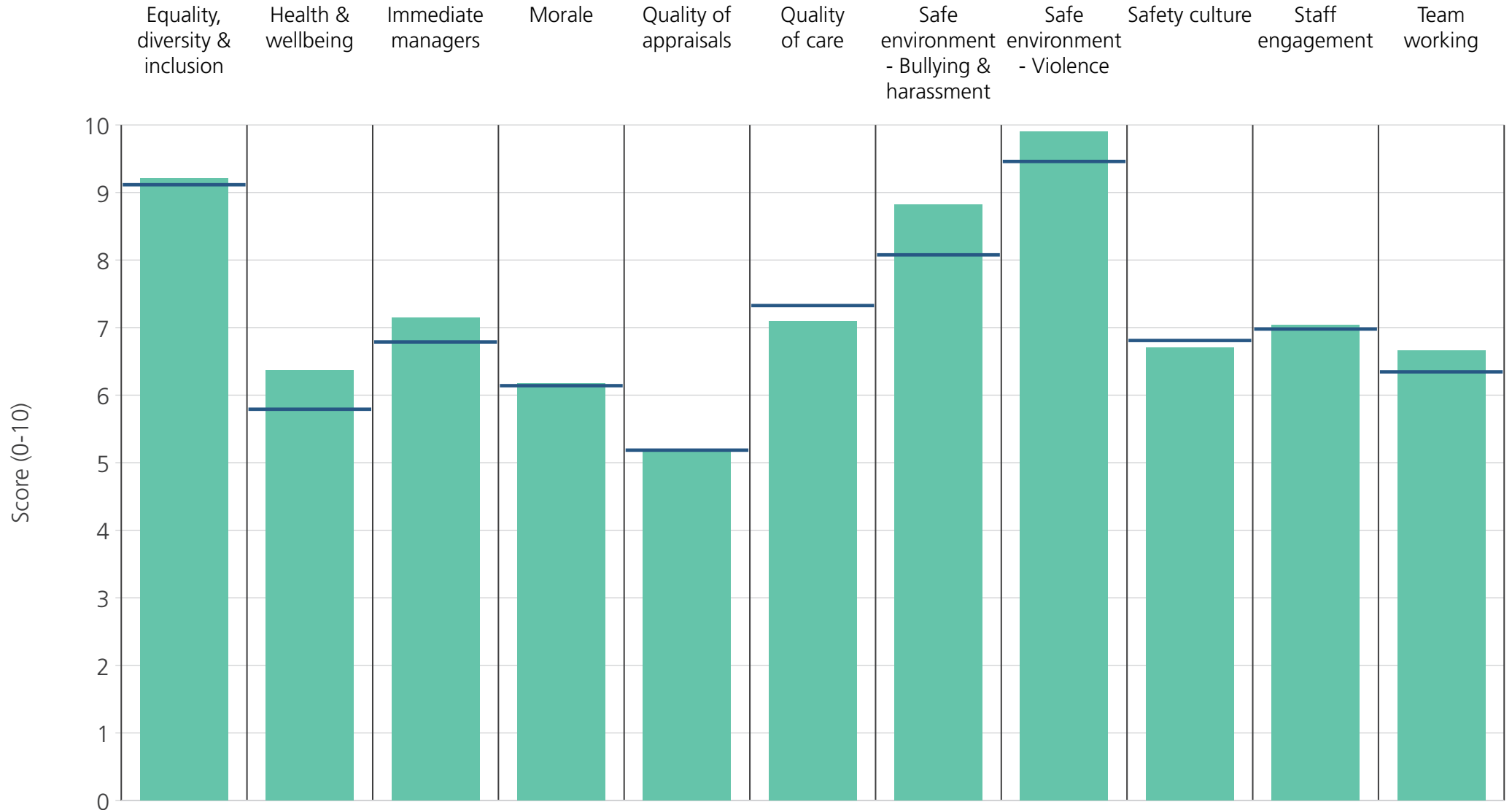
Nottingham University Hospitals NHS Trust
2019 NHS Staff Survey Results



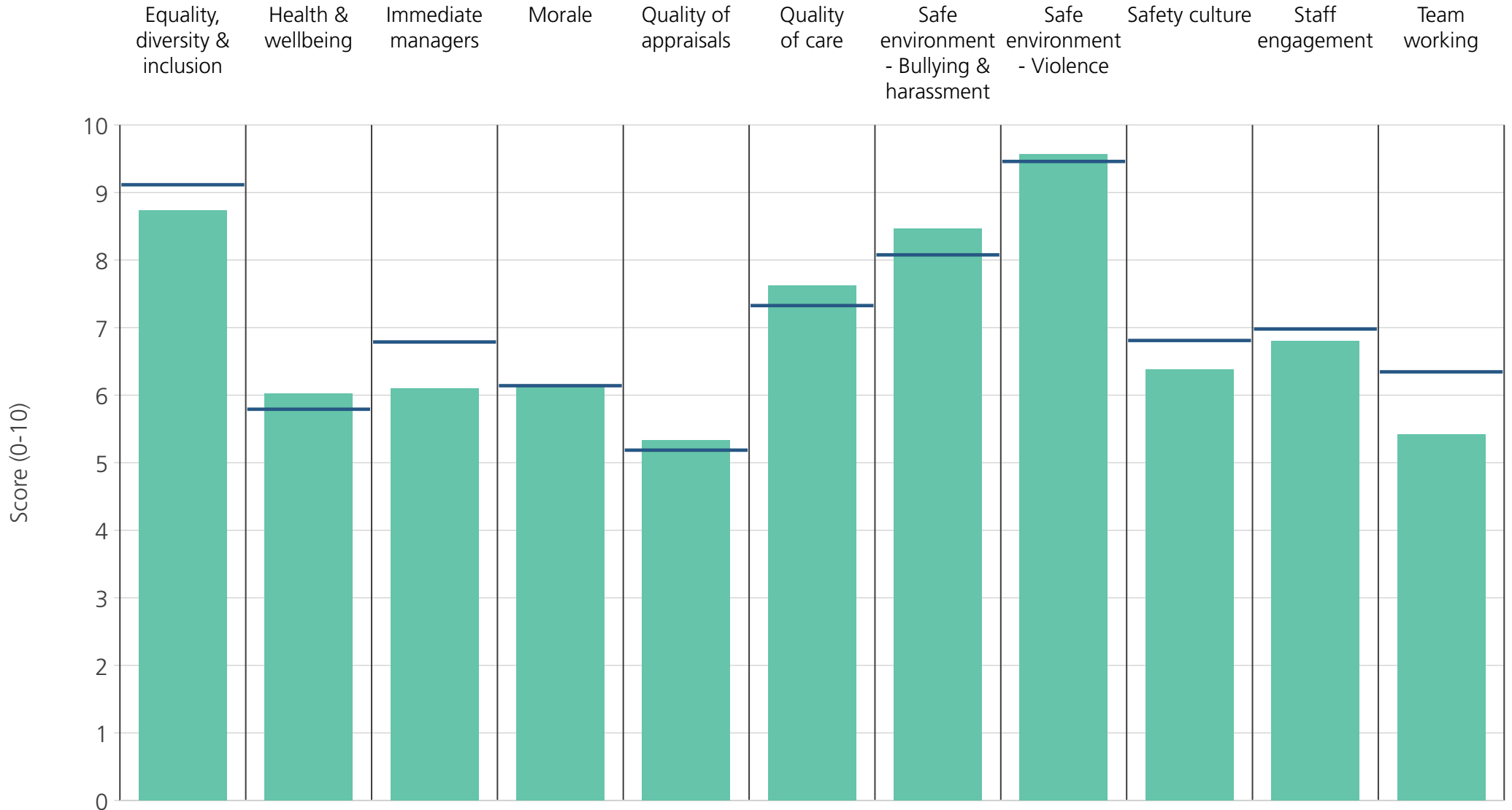
Directorate	9.2	5.7	7.0	6.3	5.3	7.6	8.2	9.6	6.9	7.2	6.6
Your org	9.1	5.8	6.8	6.1	5.2	7.3	8.1	9.5	6.8	7.0	6.3
Responses	815	819	821	818	699	772	818	820	821	823	812



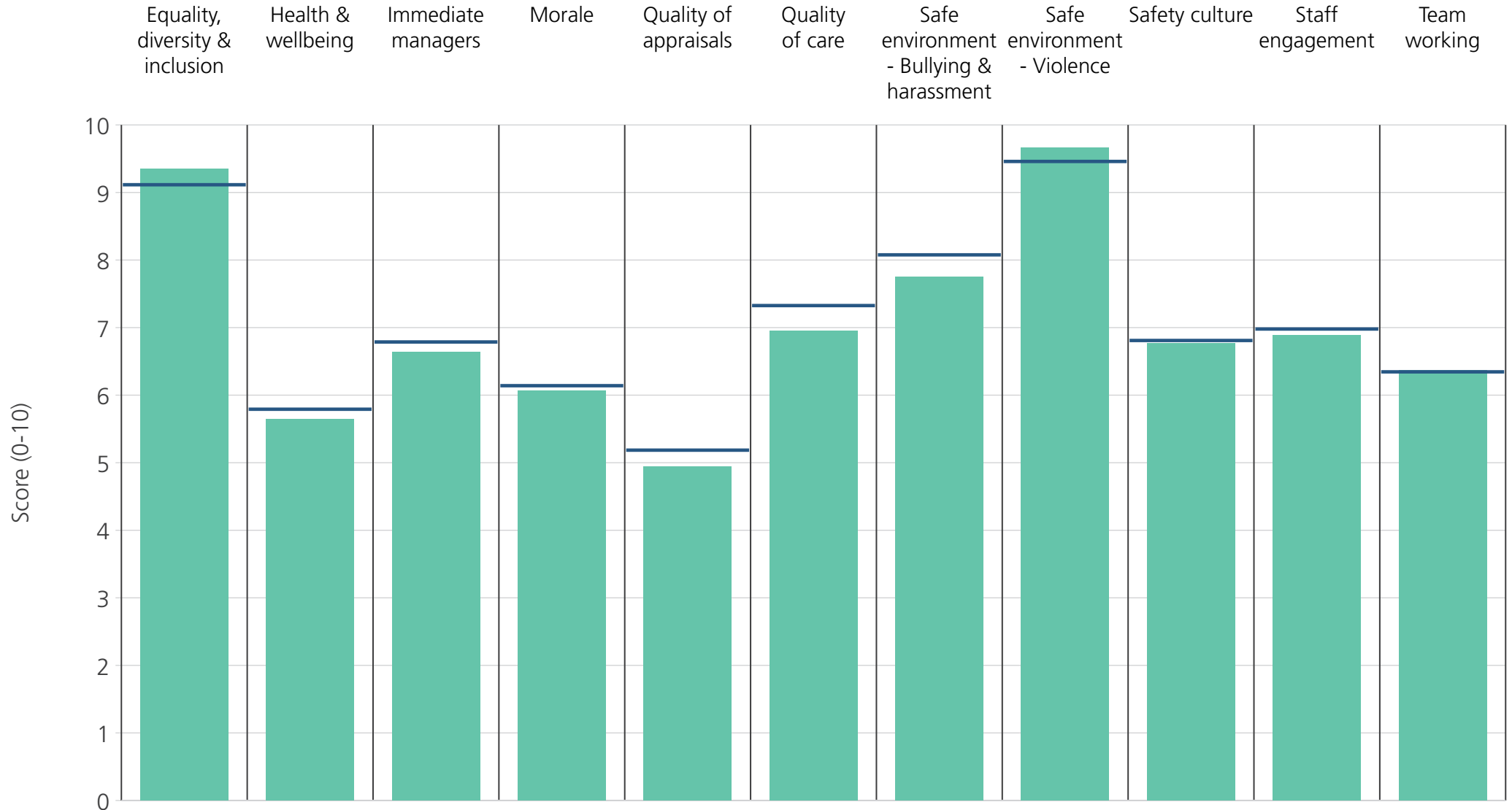
Directorate	9.2	5.7	6.9	6.2	5.2	7.5	8.3	9.5	6.9	7.0	6.6
Your org	9.1	5.8	6.8	6.1	5.2	7.3	8.1	9.5	6.8	7.0	6.3
Responses	1382	1389	1387	1386	1249	1294	1383	1386	1388	1389	1370



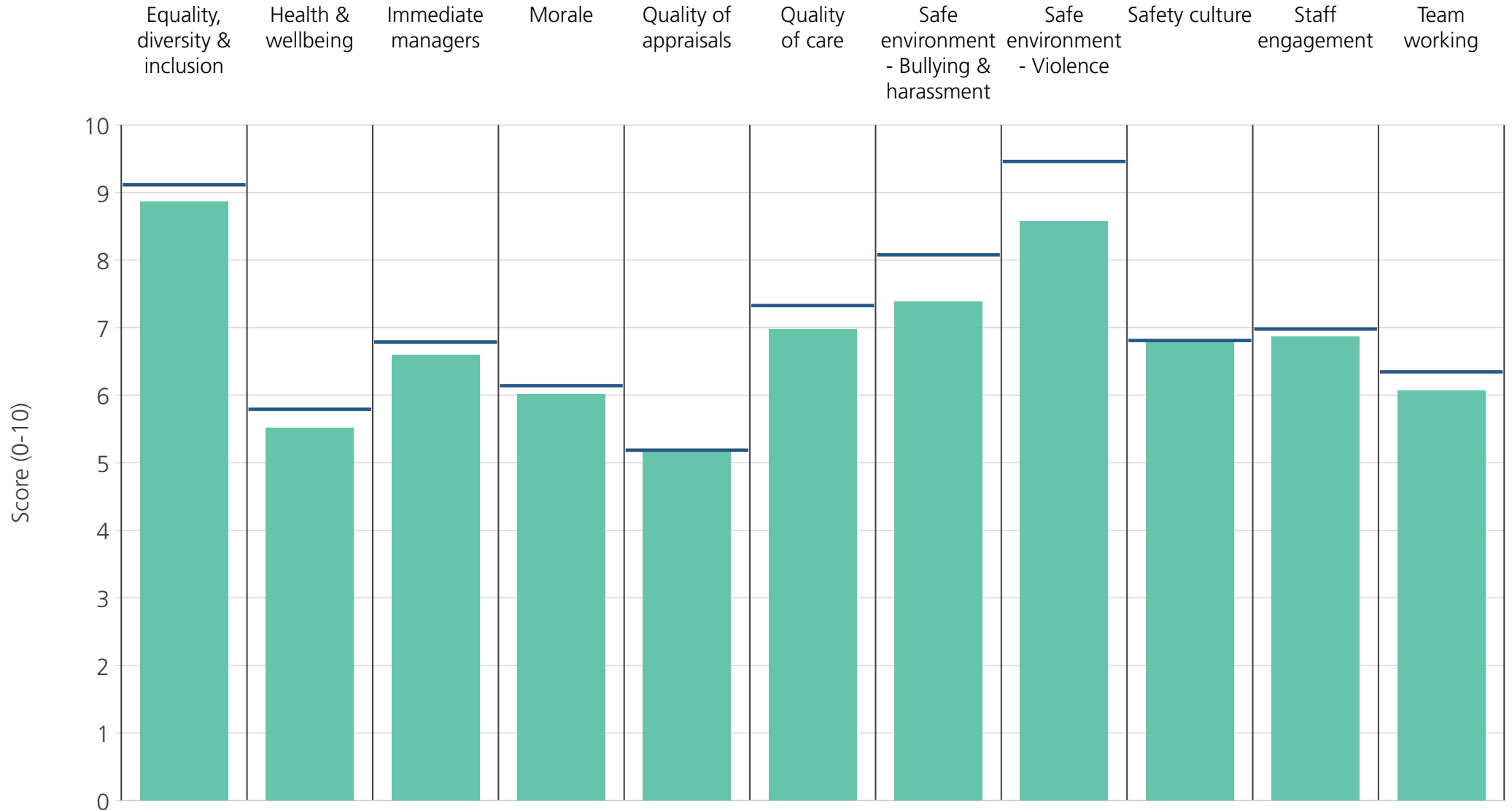
Directorate	9.2	6.4	7.1	6.2	5.2	7.1	8.8	9.9	6.7	7.0	6.7
Your org	9.1	5.8	6.8	6.1	5.2	7.3	8.1	9.5	6.8	7.0	6.3
Responses	634	639	638	638	558	288	636	637	633	638	634



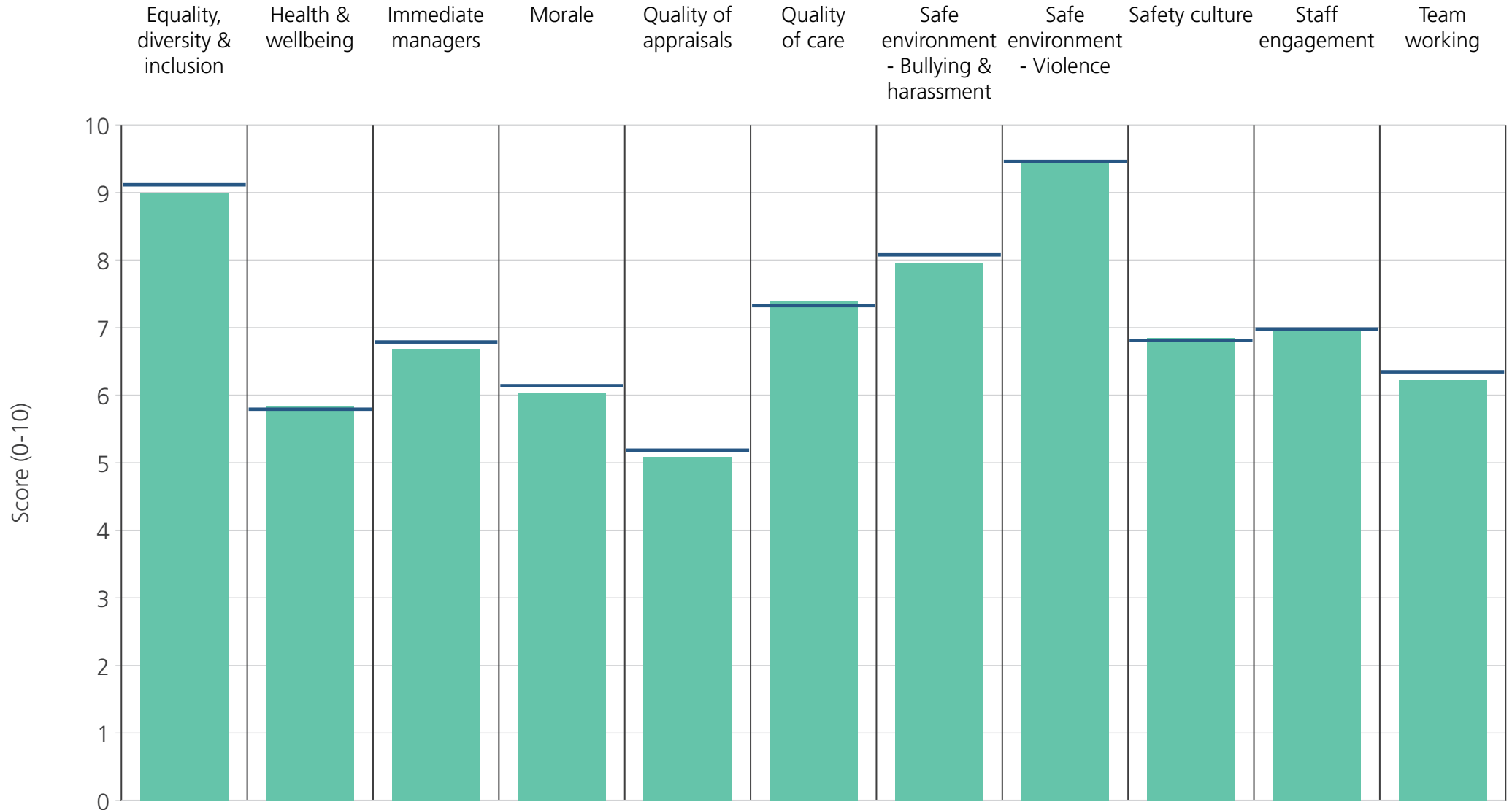
Directorate	8.7	6.0	6.1	6.1	5.3	7.6	8.5	9.6	6.4	6.8	5.4
Your org	9.1	5.8	6.8	6.1	5.2	7.3	8.1	9.5	6.8	7.0	6.3
Responses	390	401	397	387	285	281	385	387	392	397	379



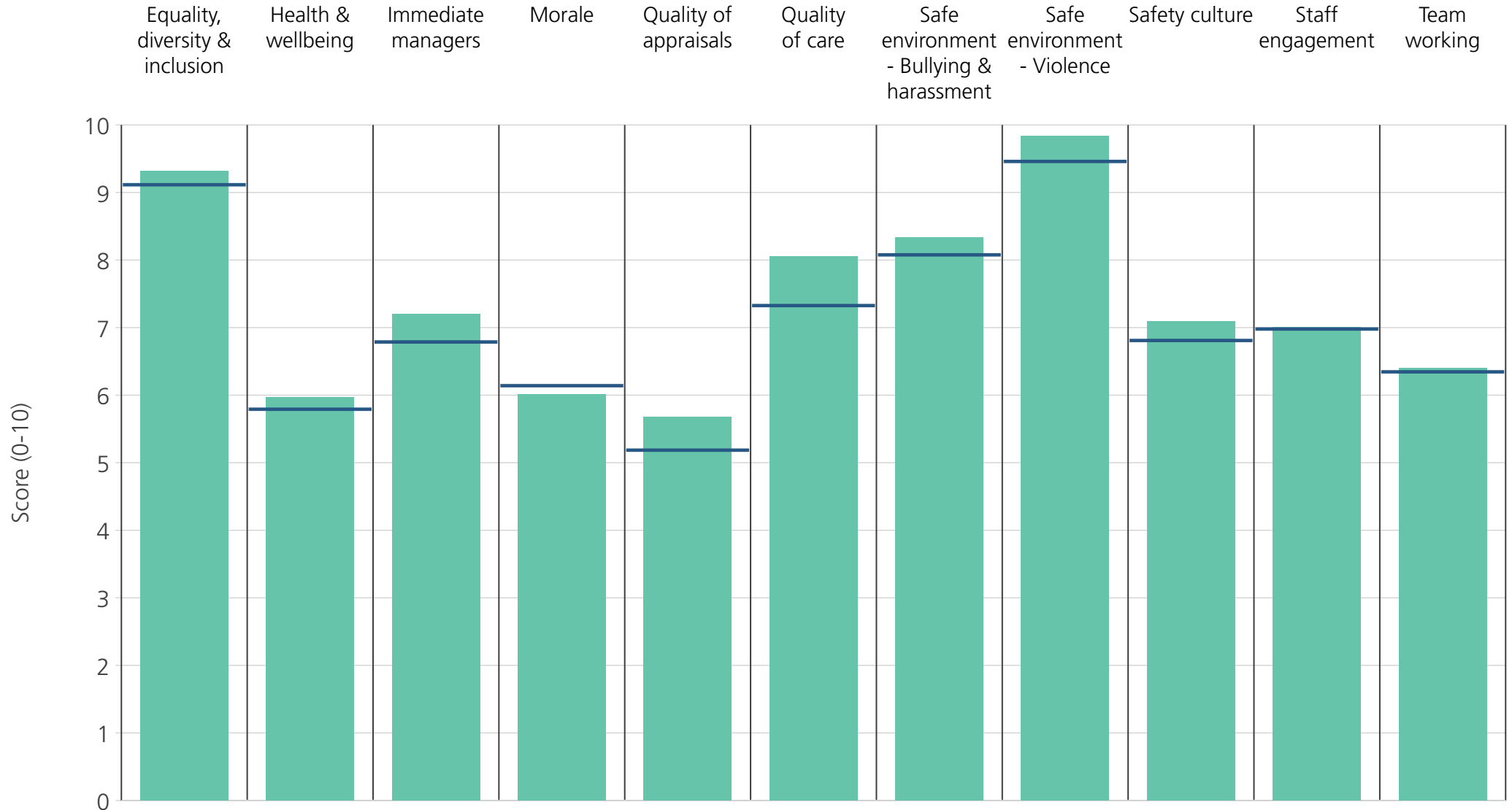
Directorate	9.3	5.6	6.6	6.1	4.9	7.0	7.8	9.7	6.8	6.9	6.4
Your org	9.1	5.8	6.8	6.1	5.2	7.3	8.1	9.5	6.8	7.0	6.3
Responses	772	784	783	784	664	737	782	781	783	784	778



Directorate	8.9	5.5	6.6	6.0	5.2	7.0	7.4	8.6	6.8	6.9	6.1
Your org	9.1	5.8	6.8	6.1	5.2	7.3	8.1	9.5	6.8	7.0	6.3
Responses	906	911	909	907	769	865	909	905	907	910	901



Directorate	9.0	5.8	6.7	6.0	5.1	7.4	7.9	9.4	6.8	7.0	6.2
Your org	9.1	5.8	6.8	6.1	5.2	7.3	8.1	9.5	6.8	7.0	6.3
Responses	774	776	775	777	652	737	775	777	778	778	768



Directorate	9.3	6.0	7.2	6.0	5.7	8.1	8.3	9.8	7.1	7.0	6.4
Your org	9.1	5.8	6.8	6.1	5.2	7.3	8.1	9.5	6.8	7.0	6.3
Responses	166	166	166	166	107	155	165	166	166	166	163