

# The Shrewsbury and Telford Hospital NHS Trust

2019 NHS Staff Survey

**Directorate Report**

**Contents**

Introduction . . . . .	3
Themes – Directorates 1 . . . . .	4
Chief Executive . . . . .	5
Chief Operating Officer . . . . .	6
Corporate Service Delivery . . . . .	7
Director of Corporate Governance . . . . .	8
Director of Quality and Safety/Chief Nurse . . . . .	9
Finance Director . . . . .	10
Medical Director . . . . .	11
Workforce Director . . . . .	12
Themes – Directorates 2 . . . . .	13
Add Prof Scientific and Technic . . . . .	14
Additional Clinical Services . . . . .	15
Administrative and Clerical . . . . .	16
Allied Health Professionals . . . . .	17
Estates and Ancillary . . . . .	18
Healthcare Scientists . . . . .	19
Medical and Dental . . . . .	20
Nursing and Midwifery Registered . . . . .	21

This directorate report for The Shrewsbury and Telford Hospital NHS Trust contains results by directorate for themes from the 2019 NHS Staff Survey. These results are compared to the unweighted average for your organisation.

**Please note:** It is possible that there are differences between the 'Your org' scores reported in this directorate report and those in the benchmark report. This is because the results in the benchmark report are weighted to allow for fair comparisons between organisations of a similar type. However, in this report comparisons are made within your organisation so the unweighted organisation result is a more appropriate point of comparison.

The directorate breakdowns used in this report were provided and defined by The Shrewsbury and Telford Hospital NHS Trust. Details of how the theme scores were calculated are included in the Technical Document, available to download from our [results website](#).

## Key features

Breakdown type and **directorate name** are specified in the header. Black text in the header is hyperlinked: clicking on '2019 NHS Staff Survey Results' navigates back to the contents page.

Directorate results are presented in the context of the (unweighted) **organisation average ('Your org')**, so it is easy to tell if a directorate is performing better or worse than the organisation average. For all themes, a higher score is a better result than a lower score.

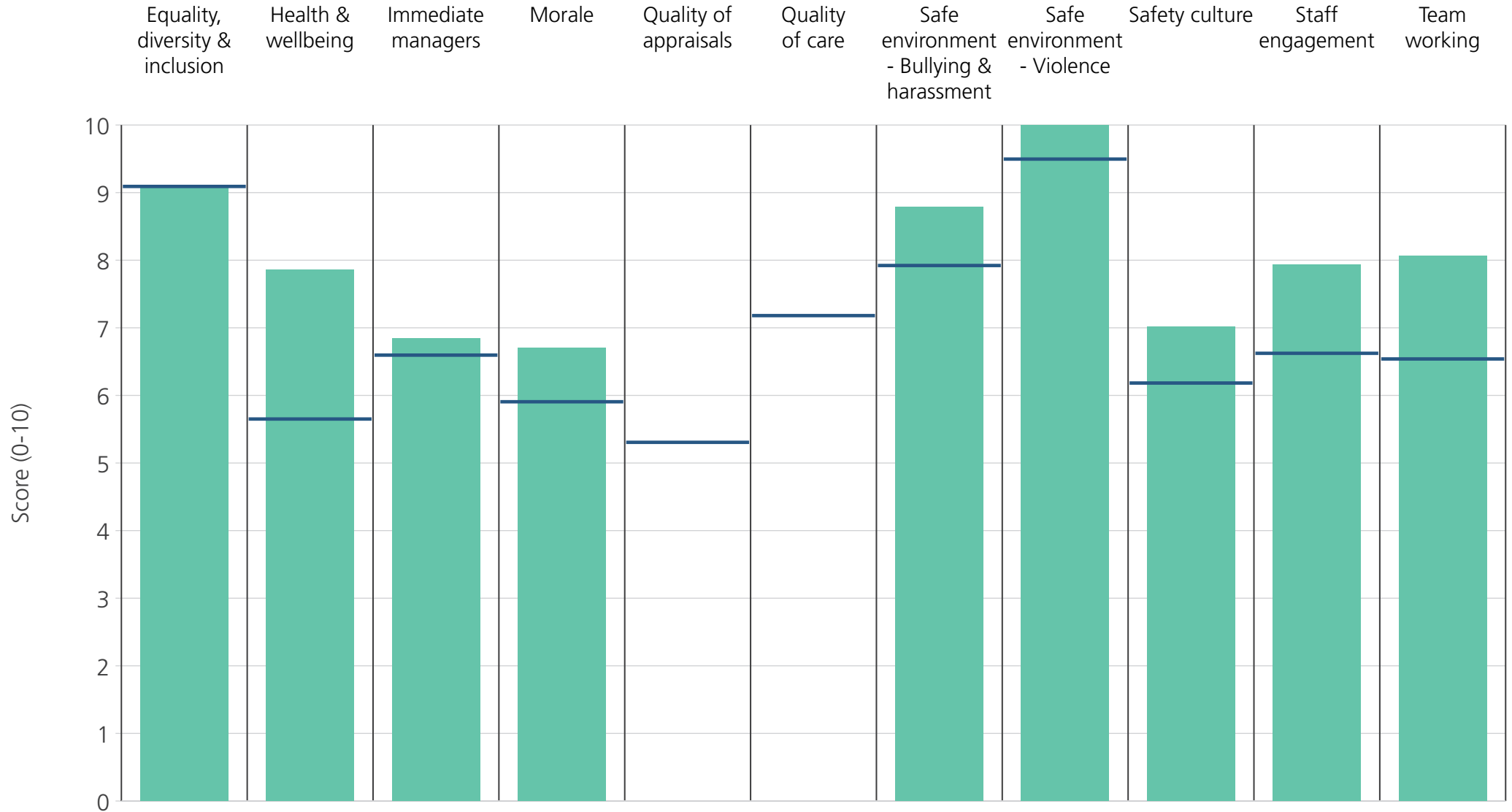
The **number of responses** feeding into each theme score **for the given directorate** is specified below the table containing the directorate and trust scores.



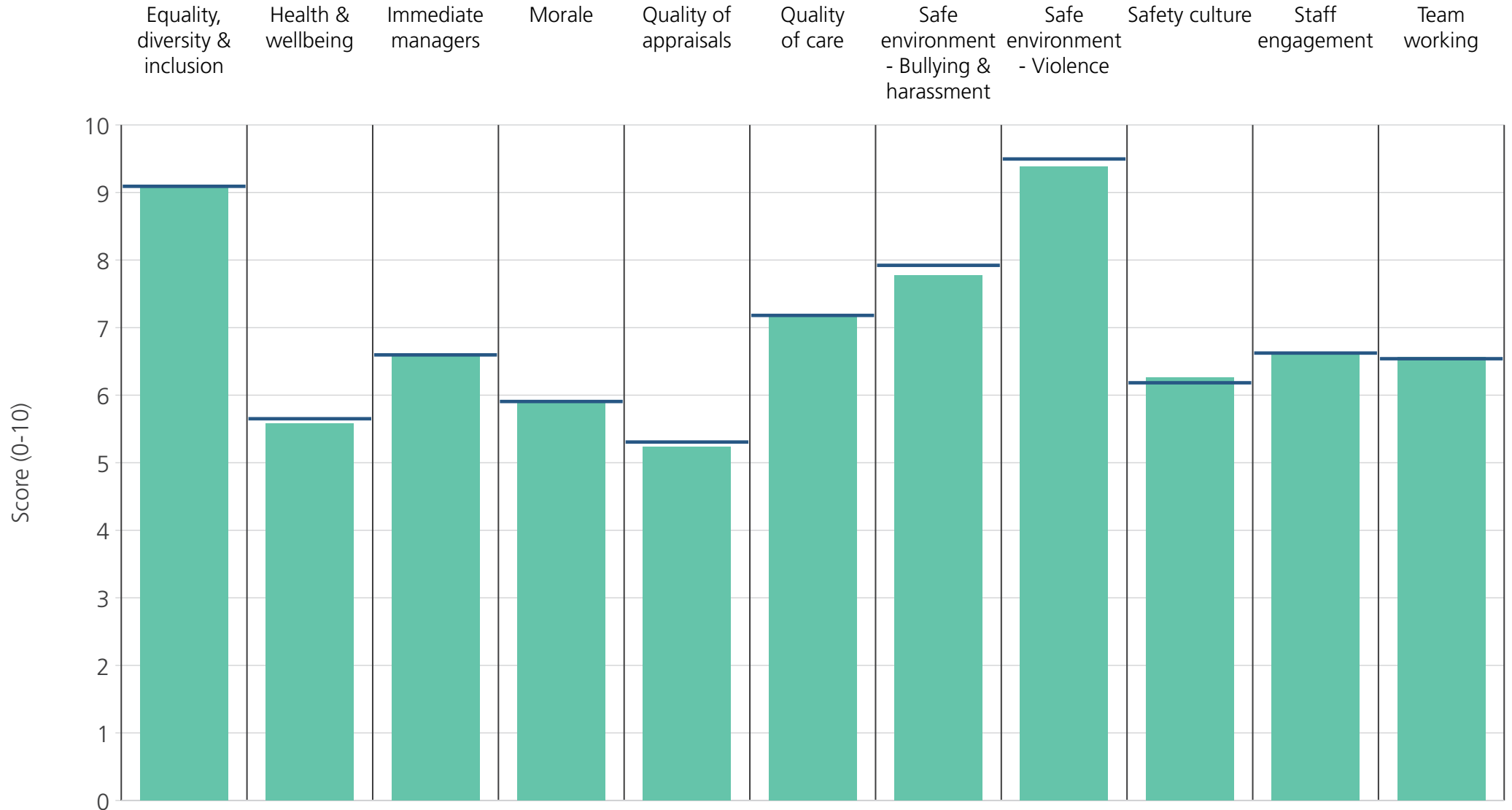
**! Note:** when there are less than 11 responses in a group, results are suppressed to protect staff confidentiality

# Directorates 1

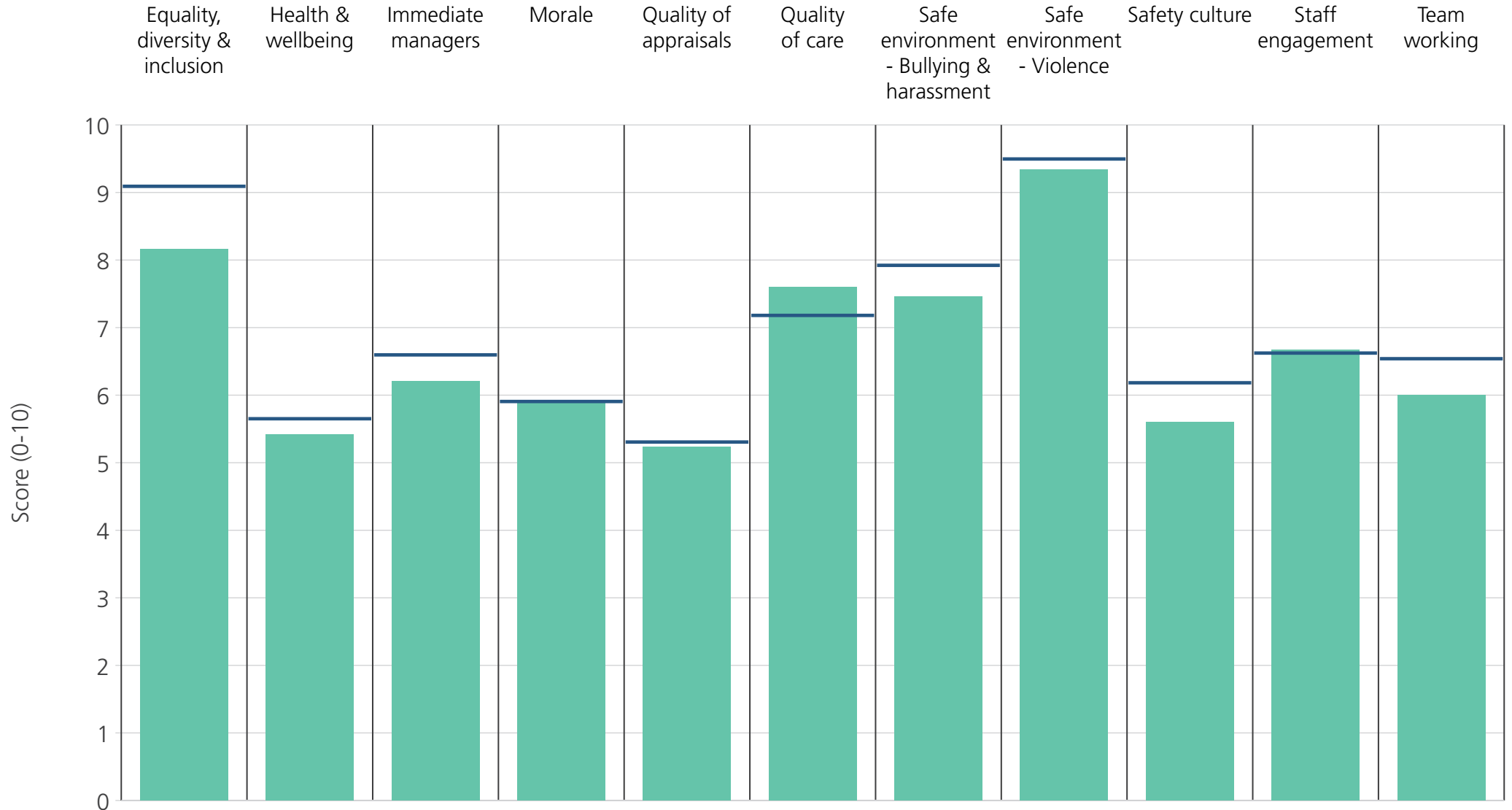
The Shrewsbury and Telford Hospital NHS Trust  
2019 NHS Staff Survey Results



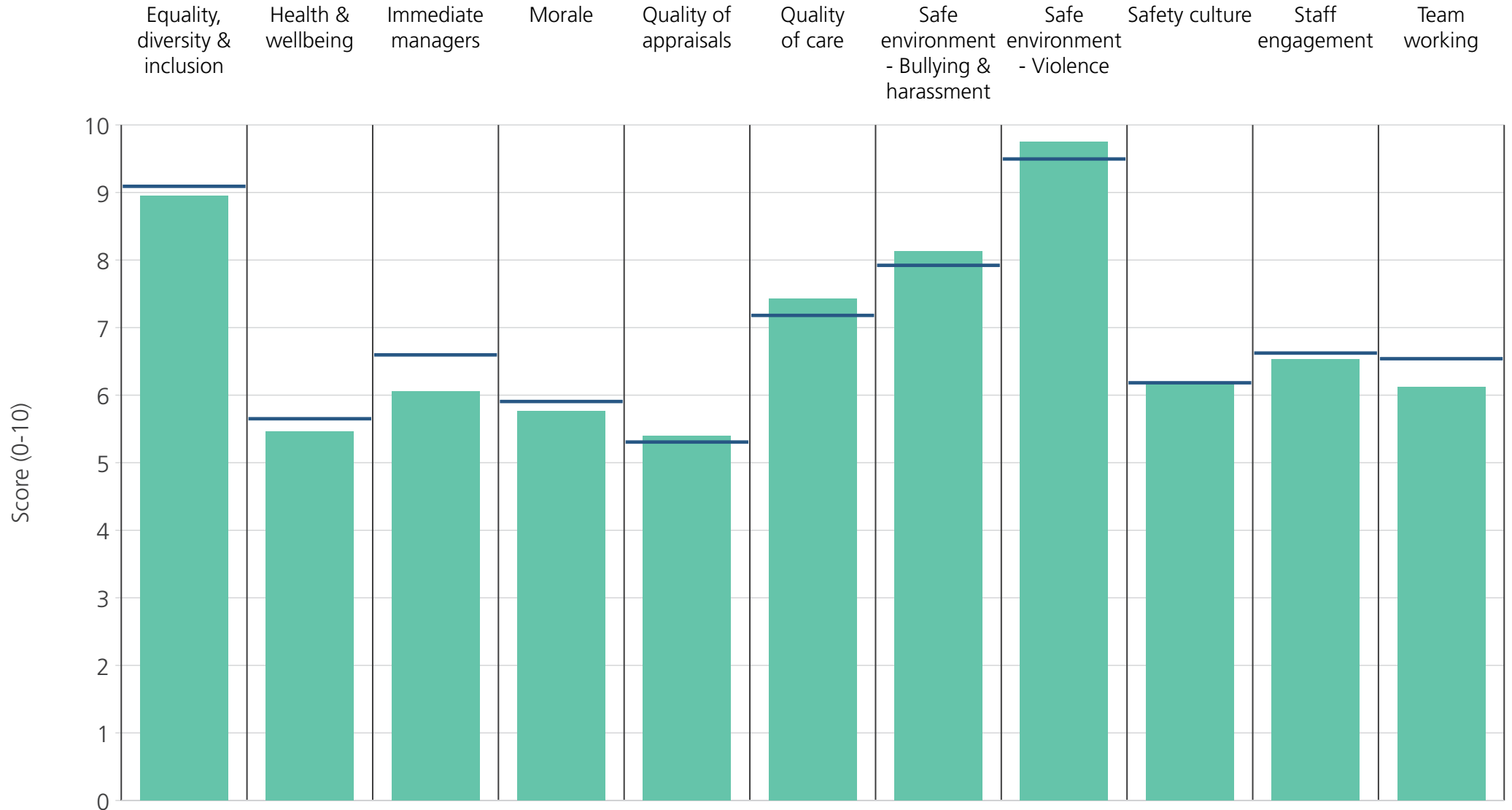
<b>Directorate</b>	9.1	7.9	6.8	6.7	5.3	7.2	8.8	10.0	7.0	7.9	8.1
<b>Your org</b>	9.1	5.7	6.6	5.9	5.3	7.2	7.9	9.5	6.2	6.6	6.5
<b>Responses</b>	11	11	11	11	10	6	11	11	11	11	11



<b>Directorate</b>	9.1	5.6	6.6	5.9	5.2	7.2	7.8	9.4	6.3	6.6	6.6
<b>Your org</b>	9.1	5.7	6.6	5.9	5.3	7.2	7.9	9.5	6.2	6.6	6.5
<b>Responses</b>	1772	1775	1775	1762	1533	1672	1764	1769	1771	1781	1761

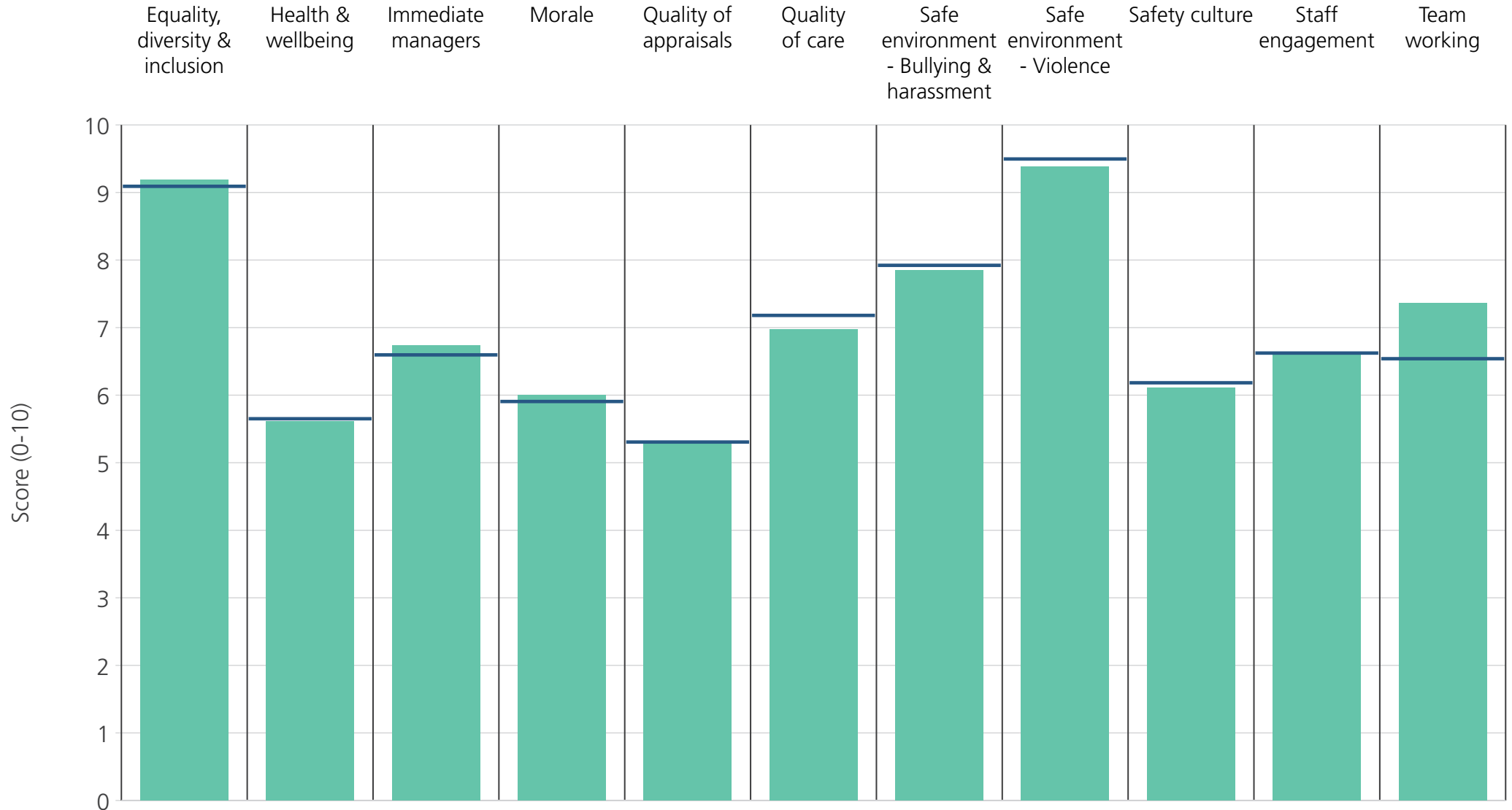


<b>Directorate</b>	8.2	5.4	6.2	5.9	5.2	7.6	7.5	9.3	5.6	6.7	6.0
<b>Your org</b>	9.1	5.7	6.6	5.9	5.3	7.2	7.9	9.5	6.2	6.6	6.5
<b>Responses</b>	19	20	20	19	18	17	19	20	18	20	20

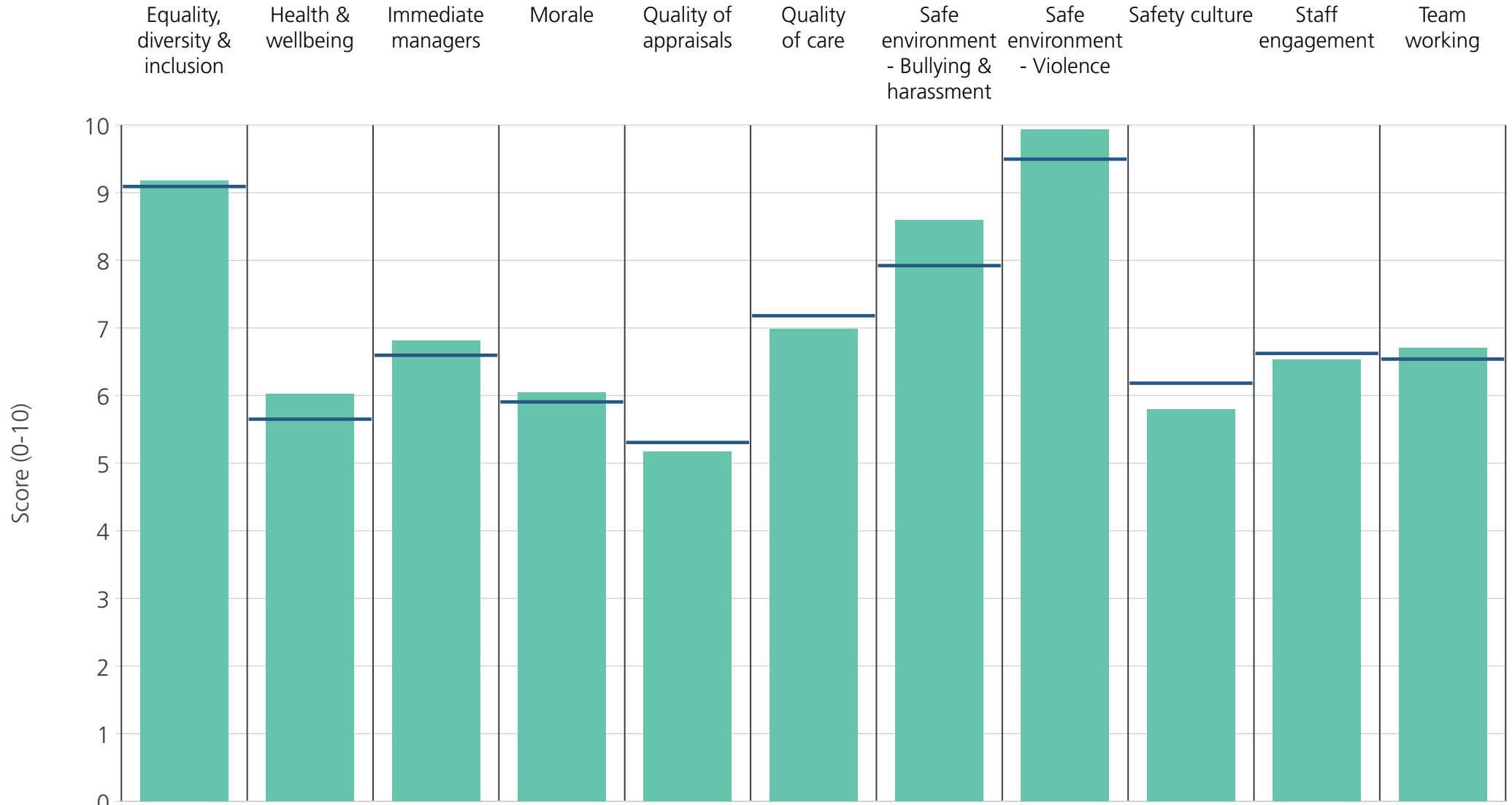


<b>Directorate</b>	8.9	5.5	6.0	5.8	5.4	7.4	8.1	9.7	6.2	6.5	6.1
<b>Your org</b>	9.1	5.7	6.6	5.9	5.3	7.2	7.9	9.5	6.2	6.6	6.5
<b>Responses</b>	273	280	278	270	248	202	273	273	272	278	273

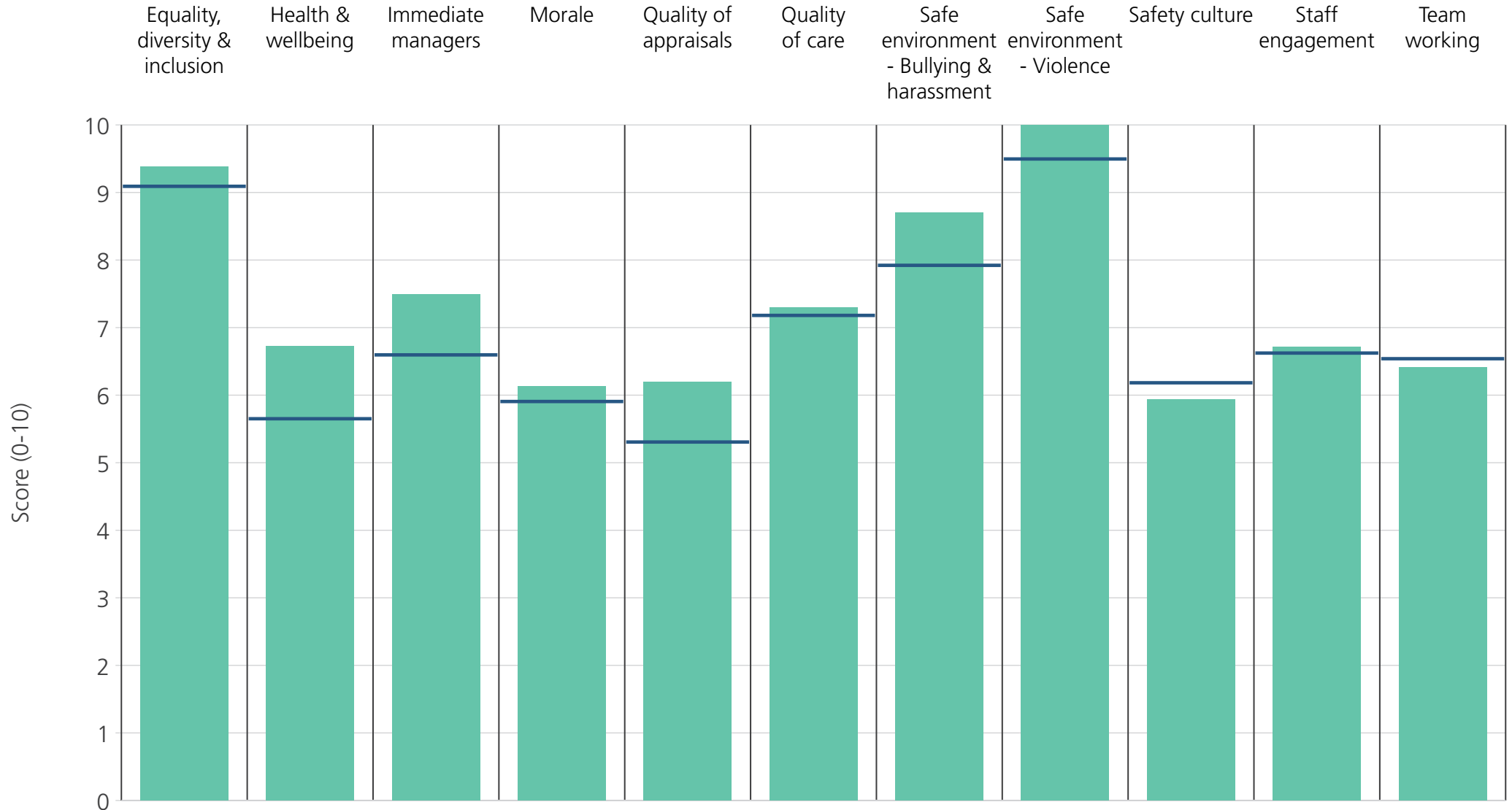




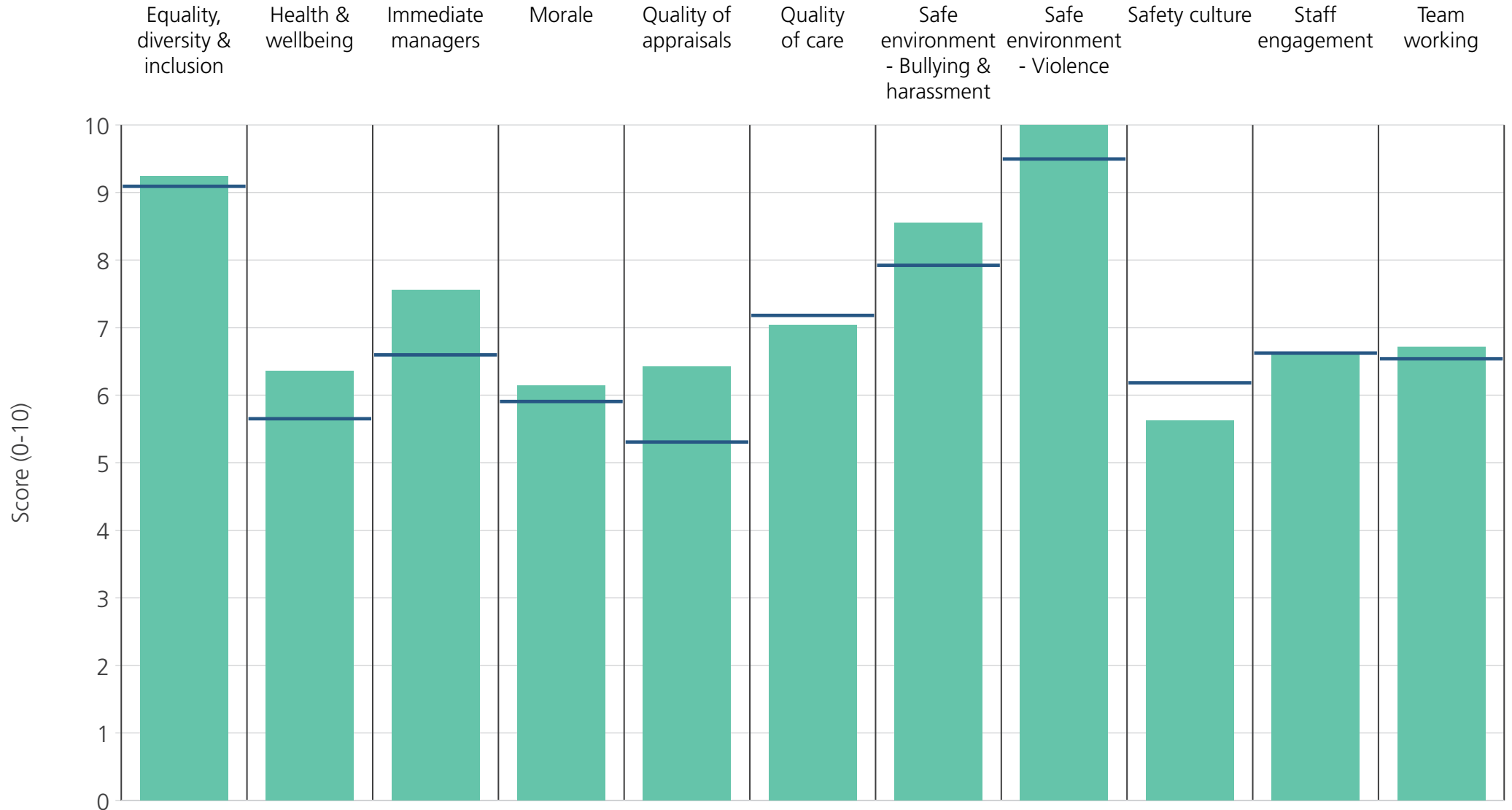
<b>Directorate</b>	9.2	5.6	6.7	6.0	5.3	7.0	7.9	9.4	6.1	6.6	7.4
<b>Your org</b>	9.1	5.7	6.6	5.9	5.3	7.2	7.9	9.5	6.2	6.6	6.5
<b>Responses</b>	45	45	45	45	37	33	45	43	45	45	45



<b>Directorate</b>	9.2	6.0	6.8	6.0	5.2	7.0	8.6	9.9	5.8	6.5	6.7
<b>Your org</b>	9.1	5.7	6.6	5.9	5.3	7.2	7.9	9.5	6.2	6.6	6.5
<b>Responses</b>	184	185	186	184	157	94	185	186	179	187	186



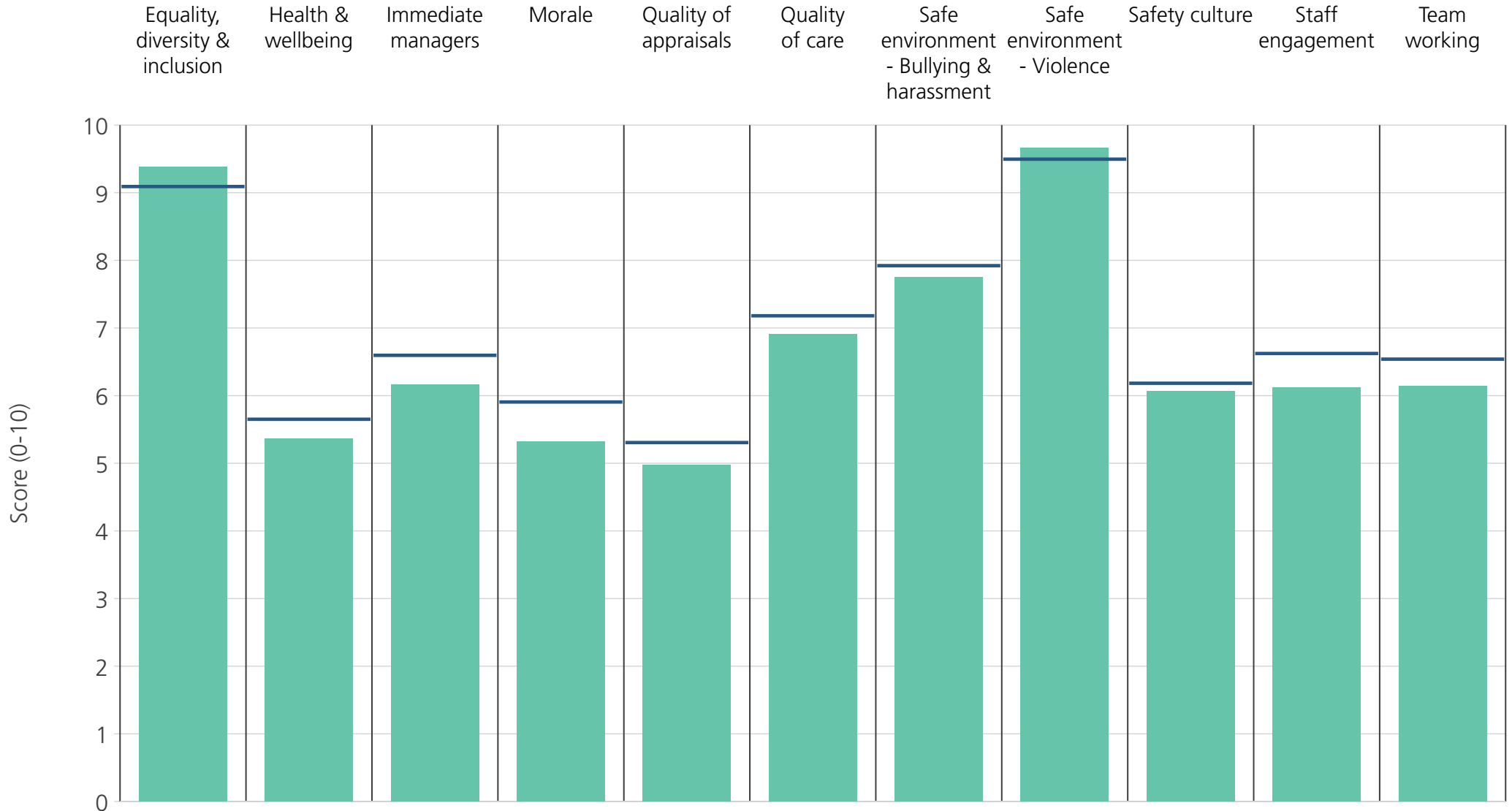
<b>Directorate</b>	9.4	6.7	7.5	6.1	6.2	7.3	8.7	10.0	5.9	6.7	6.4
<b>Your org</b>	9.1	5.7	6.6	5.9	5.3	7.2	7.9	9.5	6.2	6.6	6.5
<b>Responses</b>	35	36	37	36	32	22	36	36	36	39	39



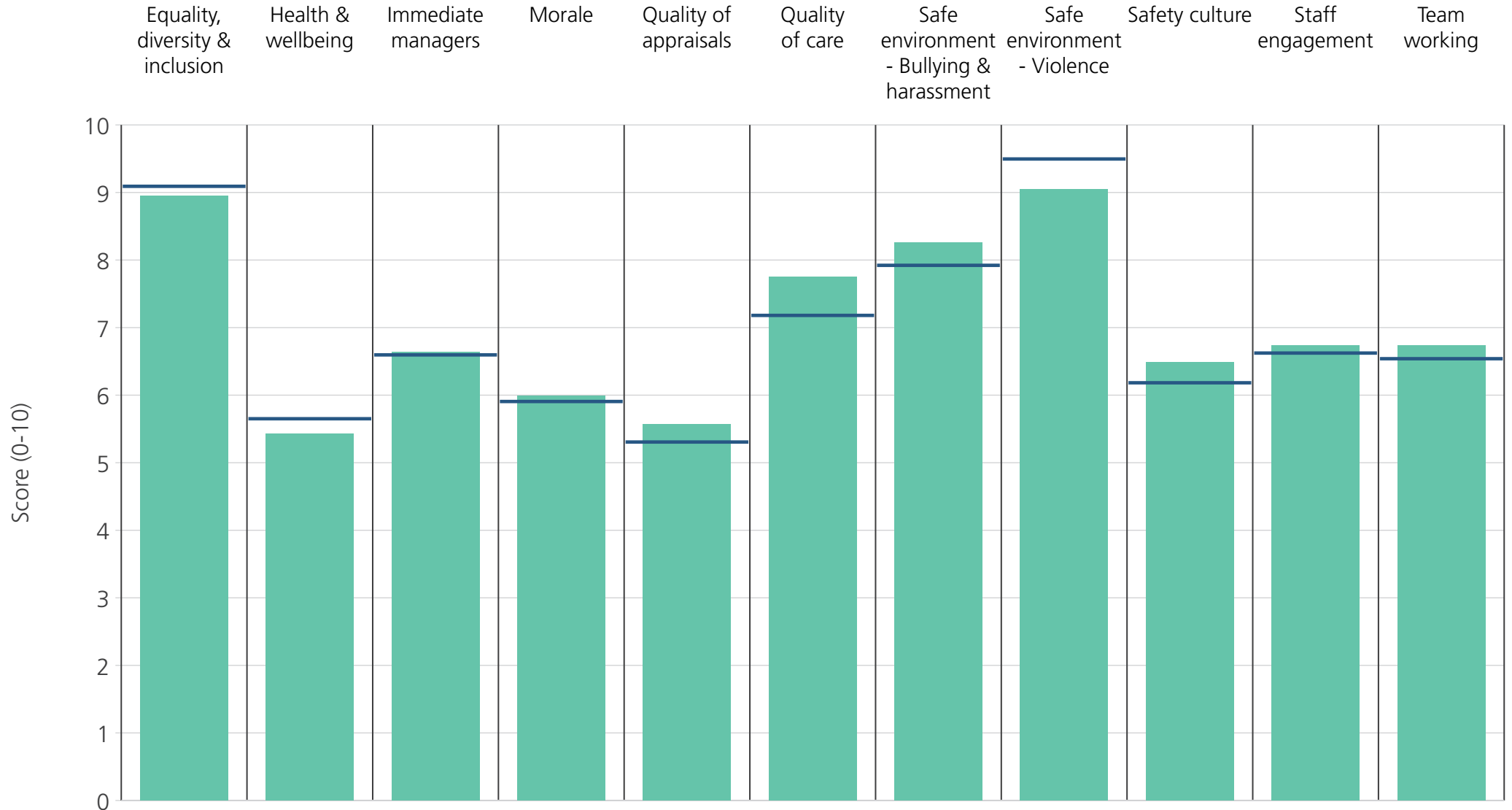
<b>Directorate</b>	9.2	6.4	7.6	6.1	6.4	7.0	8.6	10.0	5.6	6.6	6.7
<b>Your org</b>	9.1	5.7	6.6	5.9	5.3	7.2	7.9	9.5	6.2	6.6	6.5
<b>Responses</b>	76	76	76	76	64	27	76	76	75	76	75

# Directorates 2

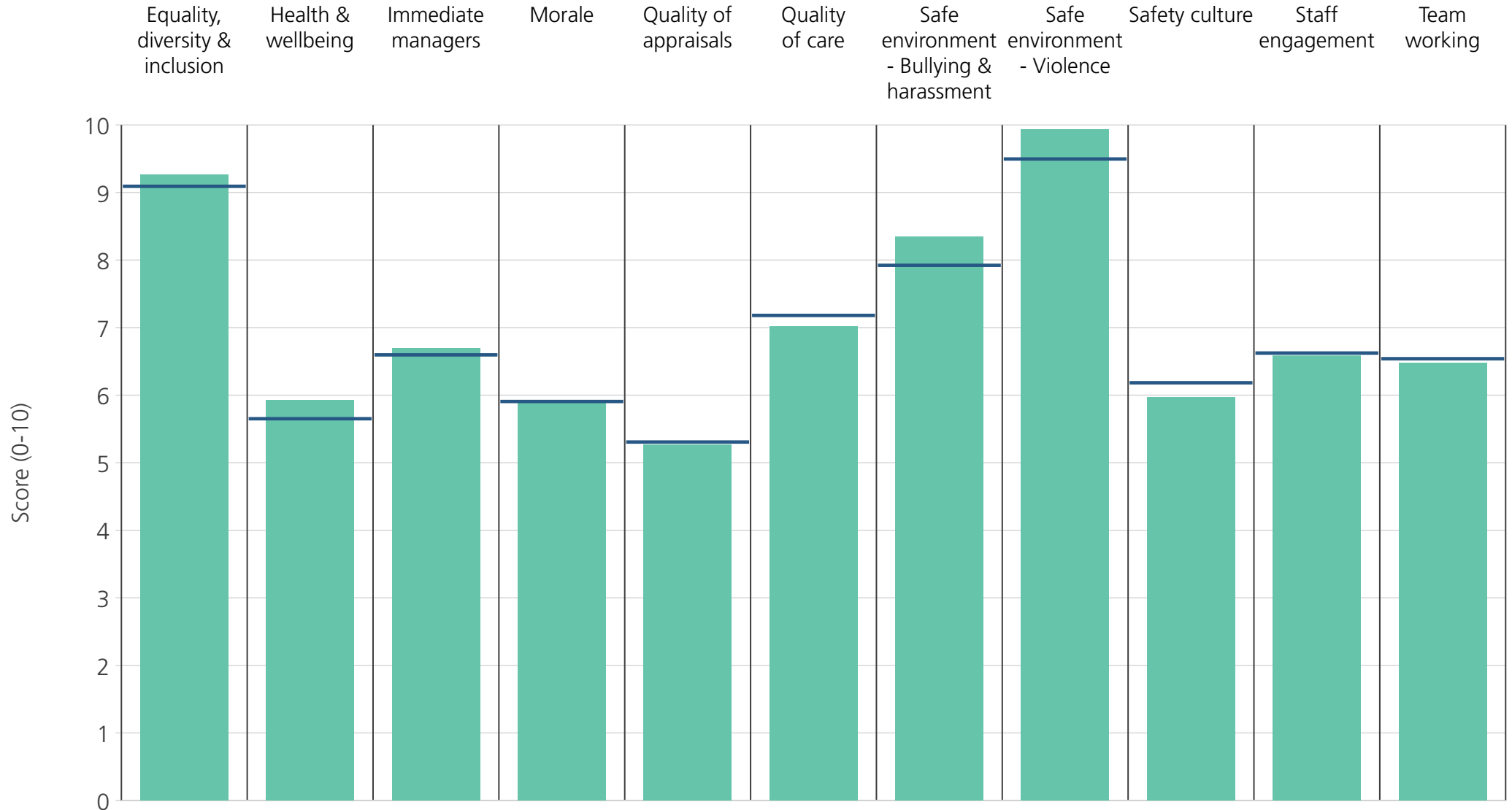
The Shrewsbury and Telford Hospital NHS Trust  
2019 NHS Staff Survey Results



<b>Directorate</b>	9.4	5.4	6.2	5.3	5.0	6.9	7.8	9.7	6.1	6.1	6.1
<b>Your org</b>	9.1	5.7	6.6	5.9	5.3	7.2	7.9	9.5	6.2	6.6	6.5
<b>Responses</b>	78	79	79	77	68	79	80	80	78	80	80

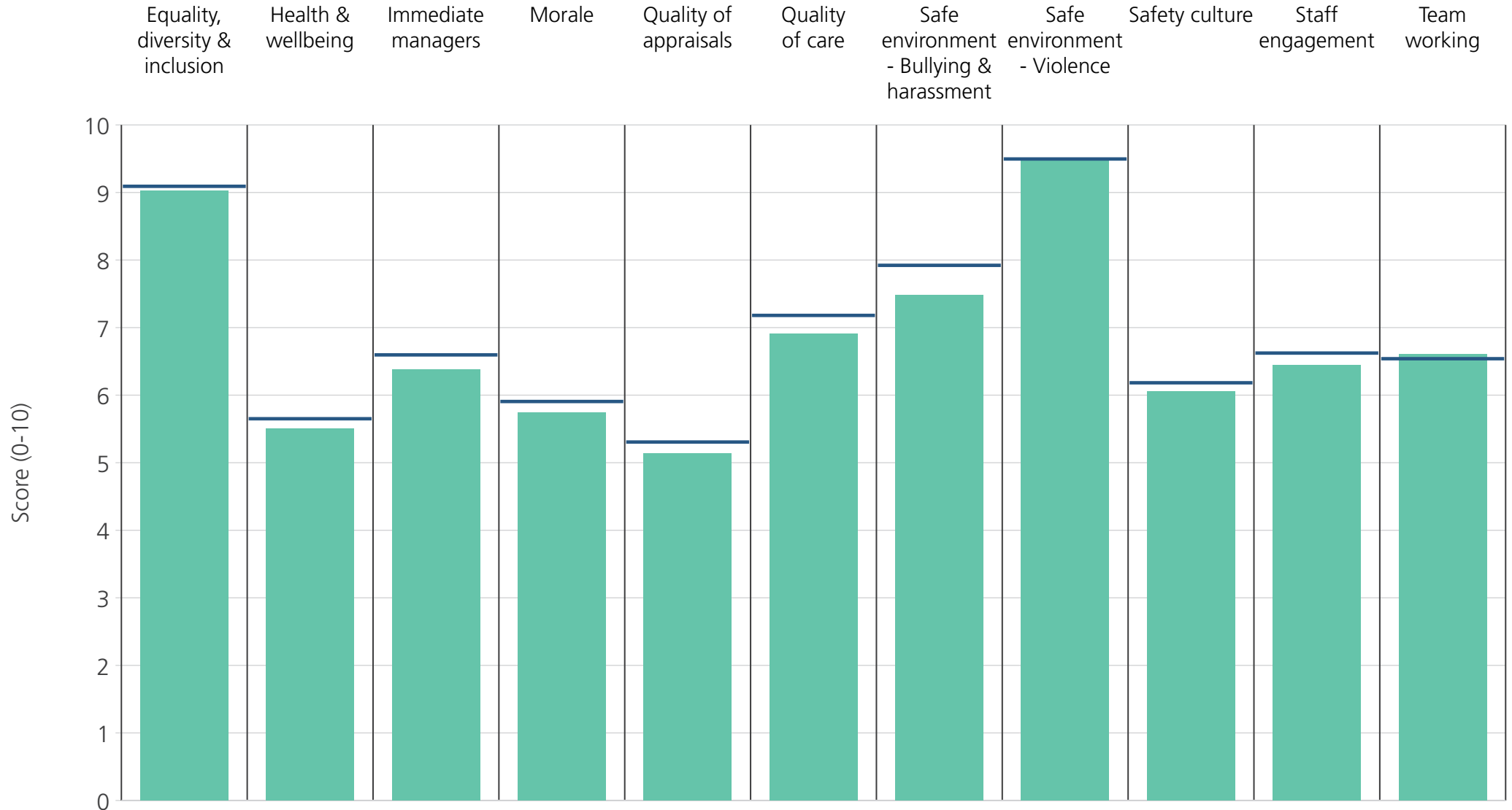


<b>Directorate</b>	8.9	5.4	6.6	6.0	5.6	7.8	8.3	9.0	6.5	6.7	6.7
<b>Your org</b>	9.1	5.7	6.6	5.9	5.3	7.2	7.9	9.5	6.2	6.6	6.5
<b>Responses</b>	388	386	386	382	316	365	384	385	385	387	379

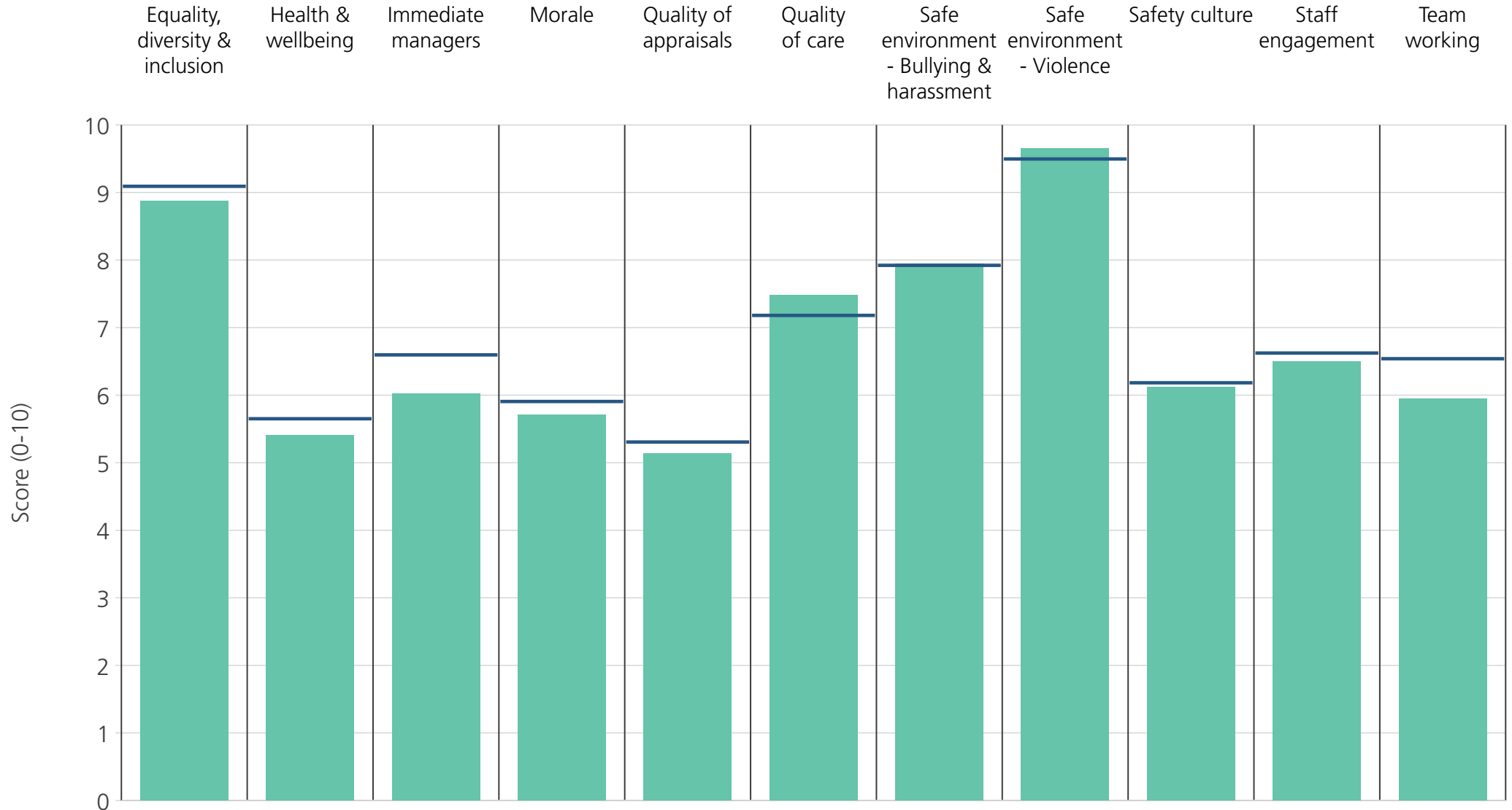


<b>Directorate</b>	9.3	5.9	6.7	5.9	5.3	7.0	8.3	9.9	6.0	6.6	6.5
<b>Your org</b>	9.1	5.7	6.6	5.9	5.3	7.2	7.9	9.5	6.2	6.6	6.5
<b>Responses</b>	684	691	692	685	572	418	684	689	677	696	689

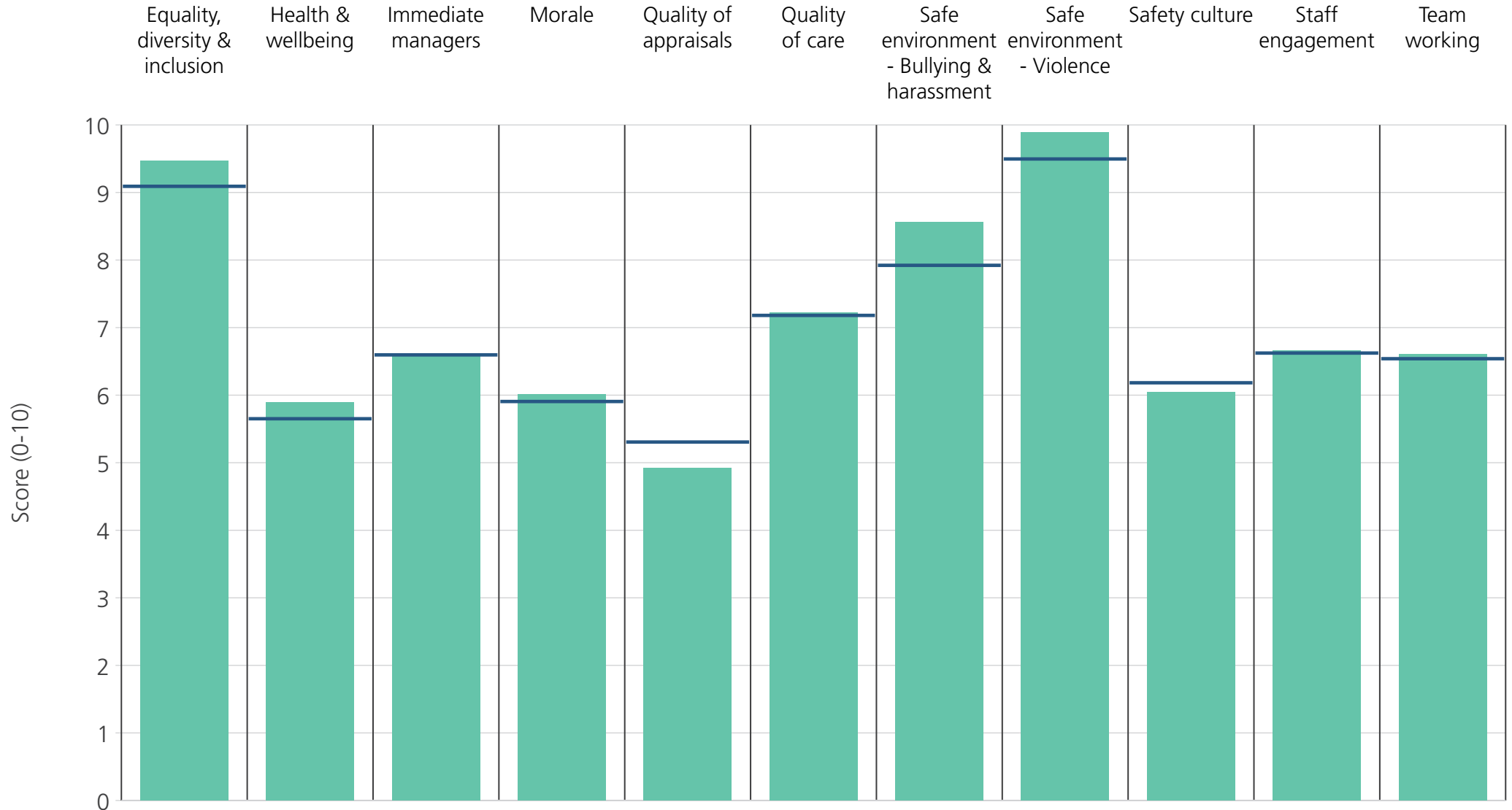




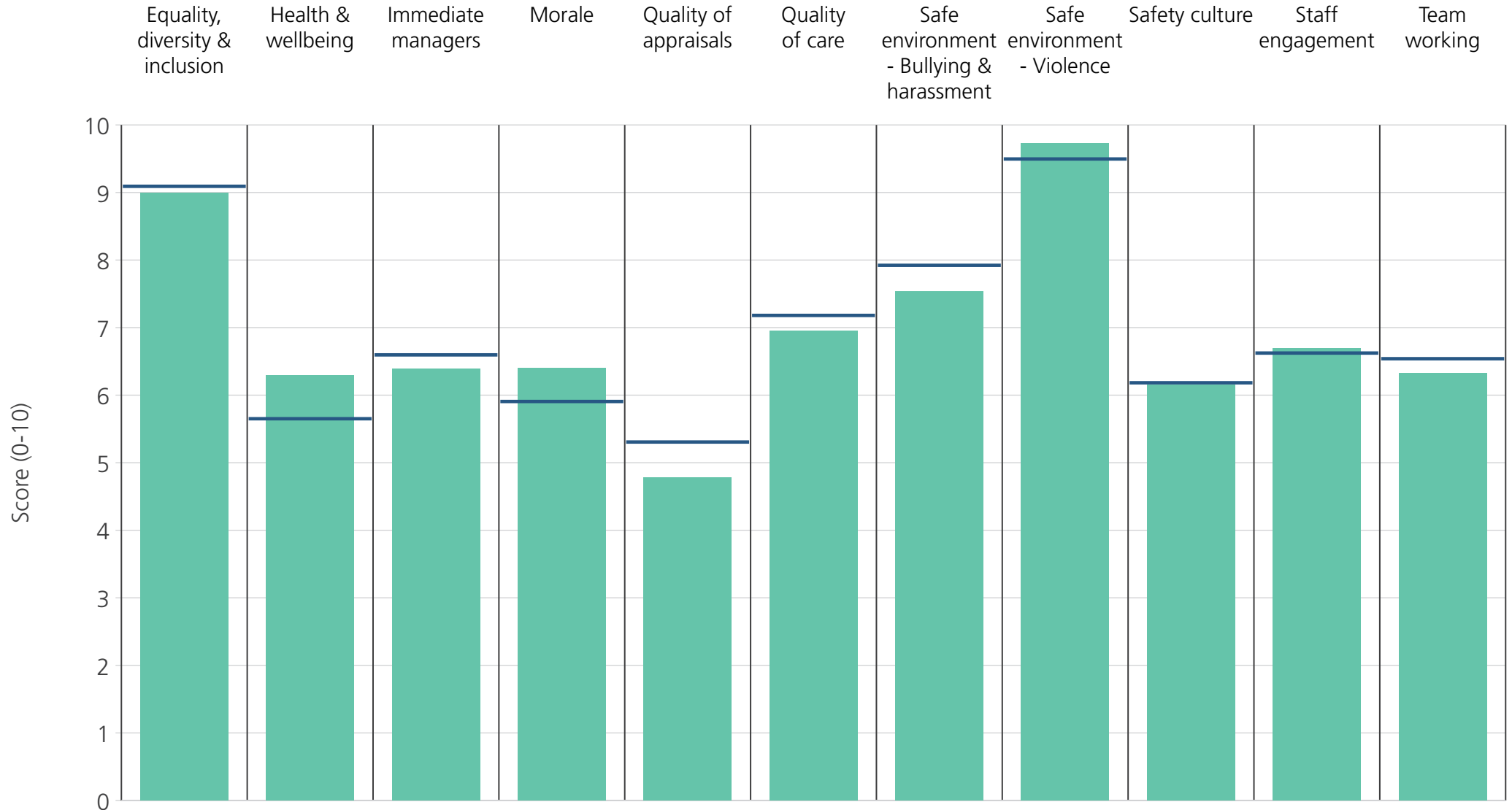
<b>Directorate</b>	9.0	5.5	6.4	5.7	5.1	6.9	7.5	9.5	6.1	6.4	6.6
<b>Your org</b>	9.1	5.7	6.6	5.9	5.3	7.2	7.9	9.5	6.2	6.6	6.5
<b>Responses</b>	183	182	181	179	164	179	182	183	182	182	177



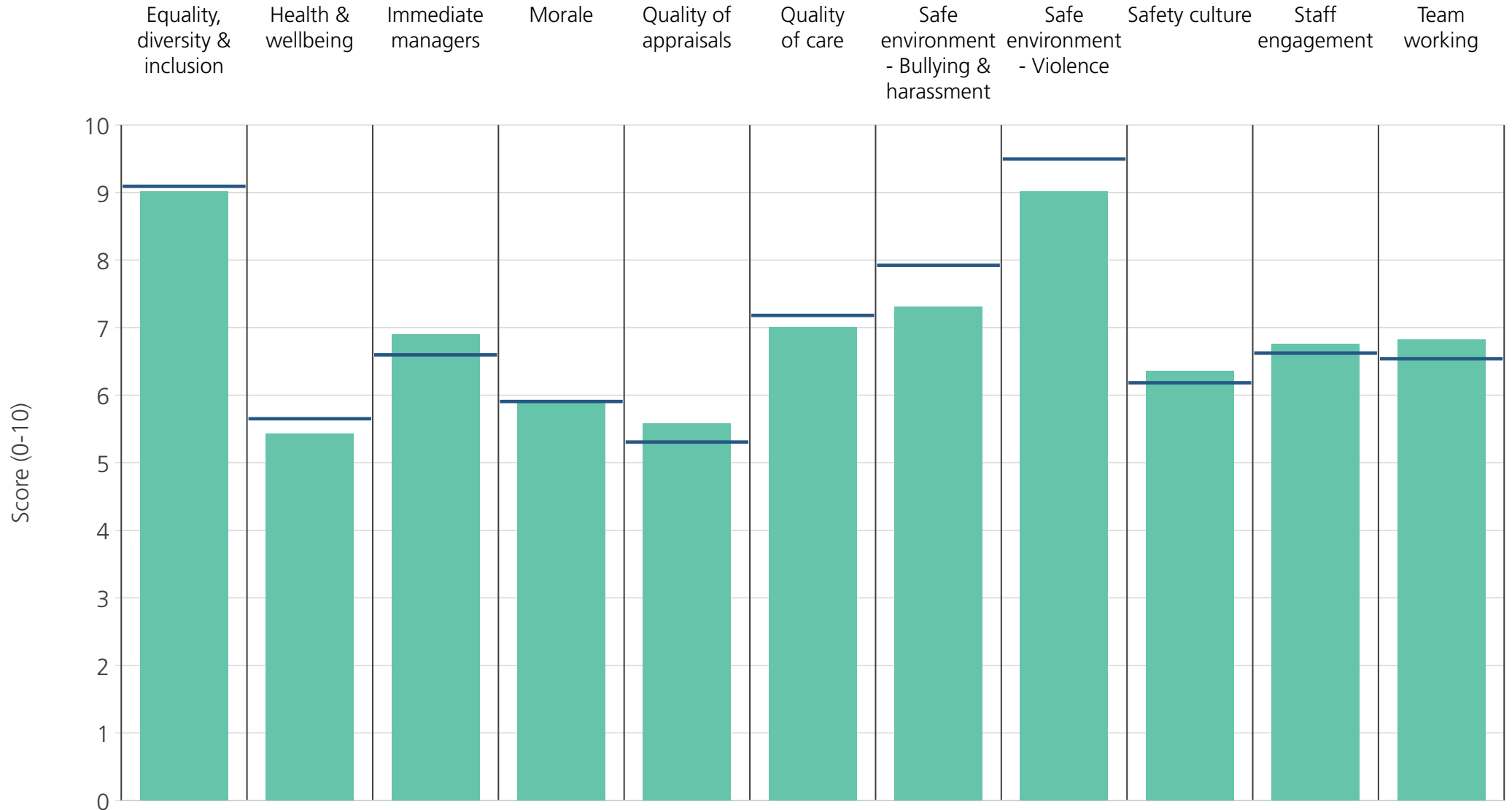
<b>Directorate</b>	8.9	5.4	6.0	5.7	5.1	7.5	7.9	9.7	6.1	6.5	5.9
<b>Your org</b>	9.1	5.7	6.6	5.9	5.3	7.2	7.9	9.5	6.2	6.6	6.5
<b>Responses</b>	248	253	252	242	223	203	246	247	246	251	247



<b>Directorate</b>	9.5	5.9	6.6	6.0	4.9	7.2	8.6	9.9	6.0	6.7	6.6
<b>Your org</b>	9.1	5.7	6.6	5.9	5.3	7.2	7.9	9.5	6.2	6.6	6.5
<b>Responses</b>	115	116	116	116	106	111	116	116	116	116	115



<b>Directorate</b>	9.0	6.3	6.4	6.4	4.8	6.9	7.5	9.7	6.1	6.7	6.3
<b>Your org</b>	9.1	5.7	6.6	5.9	5.3	7.2	7.9	9.5	6.2	6.6	6.5
<b>Responses</b>	163	163	161	163	142	162	161	162	163	165	163



<b>Directorate</b>	9.0	5.4	6.9	5.9	5.6	7.0	7.3	9.0	6.4	6.8	6.8
<b>Your org</b>	9.1	5.7	6.6	5.9	5.3	7.2	7.9	9.5	6.2	6.6	6.5
<b>Responses</b>	556	558	561	559	508	556	556	552	560	560	560