

Bridgewater Community Healthcare NHS Foundation Trust

2019 NHS Staff Survey

Directorate Report

Contents

Introduction	3
Themes – Directorates 1	4
835 Cheshire & Mersey Directorate	5
835 Corporate Directorate	6
835 Dental Directorate	7
835 Greater Manchester Directorate	8
835 Health & Justice Directorate	9
Themes – Directorates 2	10
835 Corporate Estates - Geo Dir	11
835 Corporate Ops - Geo Dir	12
835 Corproate Safeguarding - Geo Dir	13
835 DENTAL - Geo Dir	14
835 Halton Adult - Geo Dir	15
835 Halton Child - Geo Dir	16
835 Offender - Geo Dir	17
835 Oldham Child - Geo Dir	18
835 St Helens Adult - Geo Dir	19
835 StHelens Child - Geo Dir	20
835 Warrington Adult - Geo Dir	21
835 Warrington Child - Geo Dir	22

This directorate report for Bridgewater Community Healthcare NHS Foundation Trust contains results by directorate for themes from the 2019 NHS Staff Survey. These results are compared to the unweighted average for your organisation.

Please note: It is possible that there are differences between the 'Your org' scores reported in this directorate report and those in the benchmark report. This is because the results in the benchmark report are weighted to allow for fair comparisons between organisations of a similar type. However, in this report comparisons are made within your organisation so the unweighted organisation result is a more appropriate point of comparison.

The directorate breakdowns used in this report were provided and defined by Bridgewater Community Healthcare NHS Foundation Trust. Details of how the theme scores were calculated are included in the Technical Document, available to download from our [results website](#).

Key features

Breakdown type and **directorate name** are specified in the header. Black text in the header is hyperlinked: clicking on '2019 NHS Staff Survey Results' navigates back to the contents page.

Directorate results are presented in the context of the (unweighted) **organisation average ('Your org')**, so it is easy to tell if a directorate is performing better or worse than the organisation average. For all themes, a higher score is a better result than a lower score.

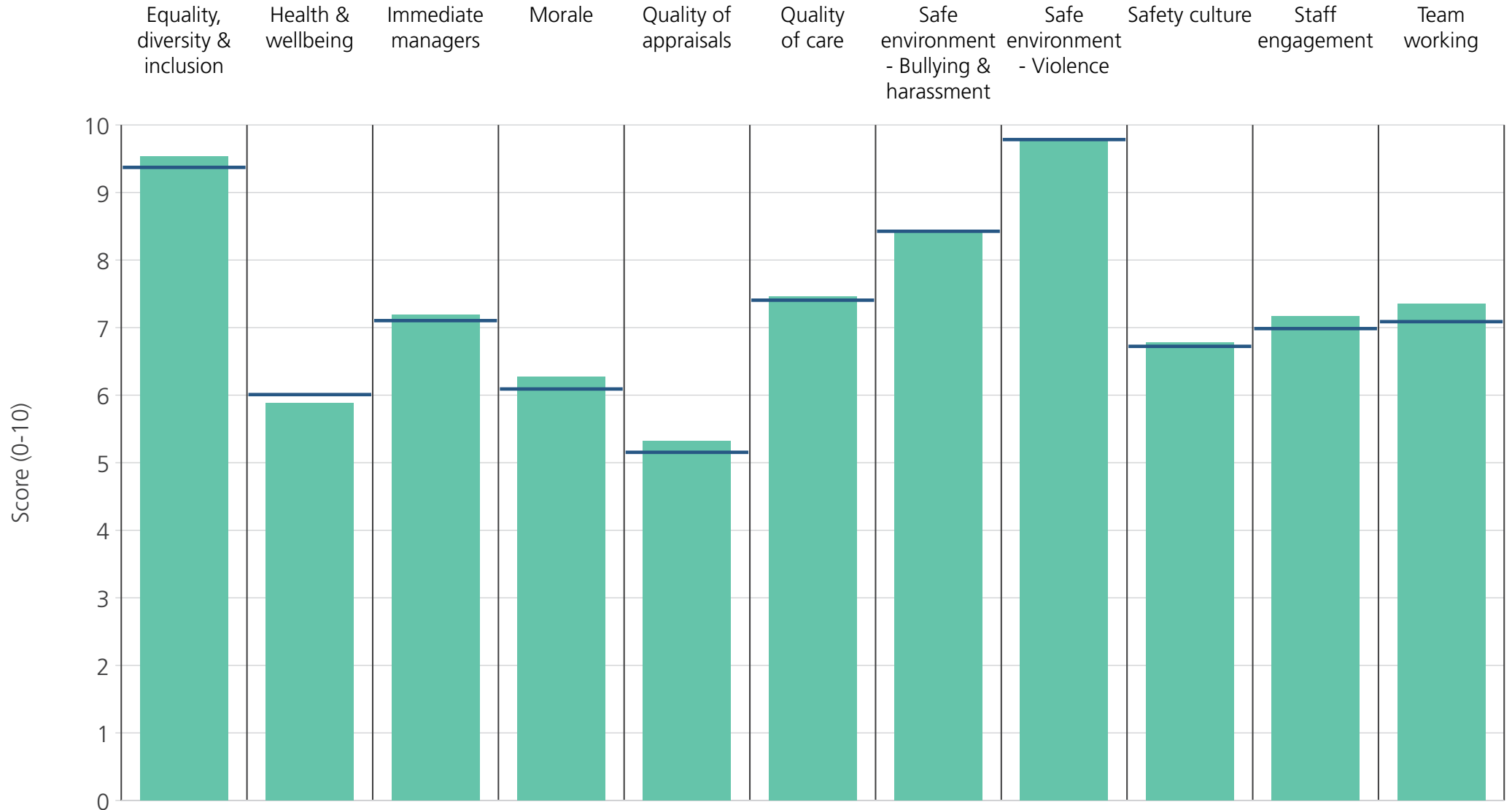
The **number of responses** feeding into each theme score **for the given directorate** is specified below the table containing the directorate and trust scores.



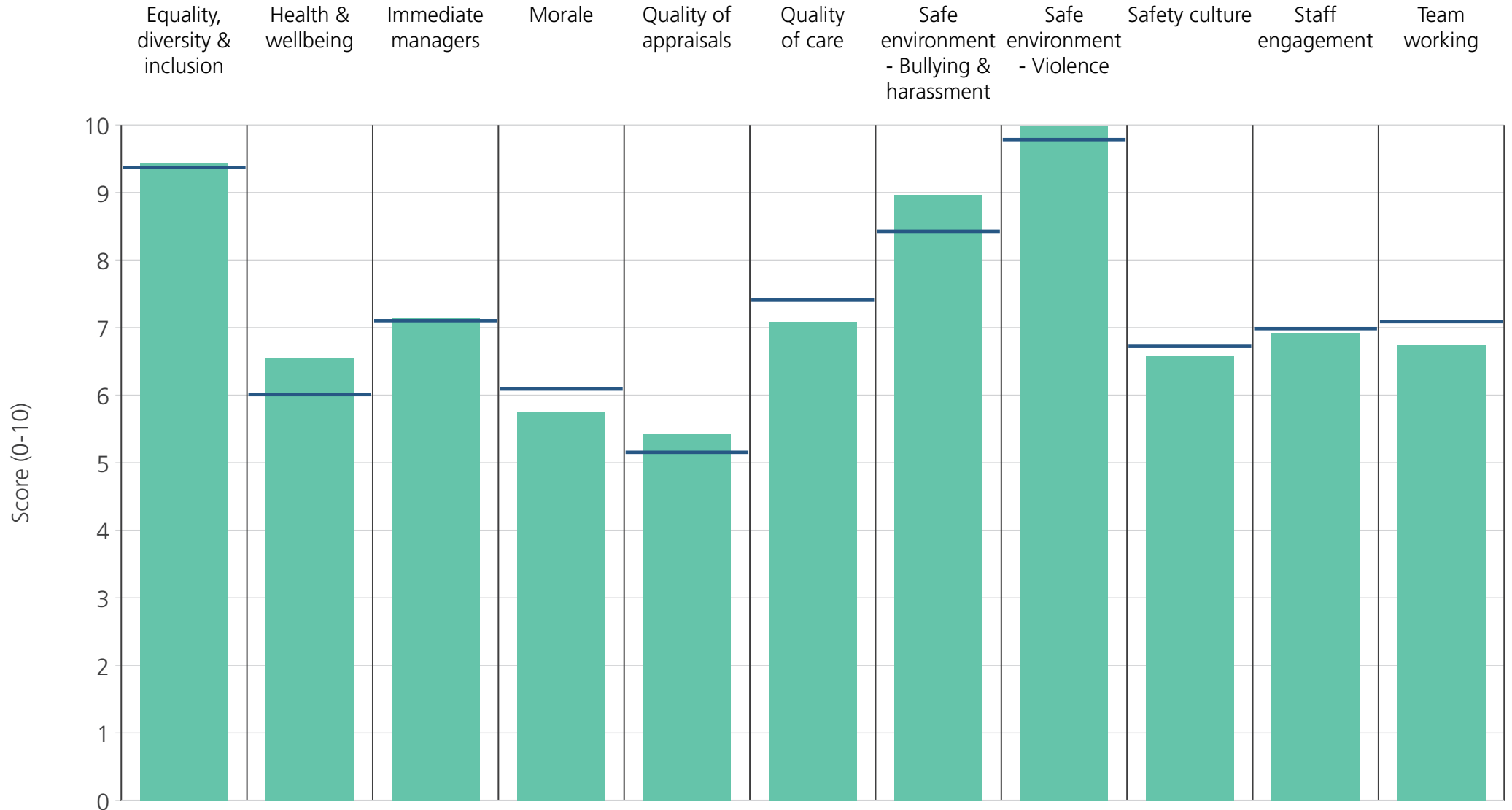
! Note: when there are less than 11 responses in a group, results are suppressed to protect staff confidentiality

Directorates 1

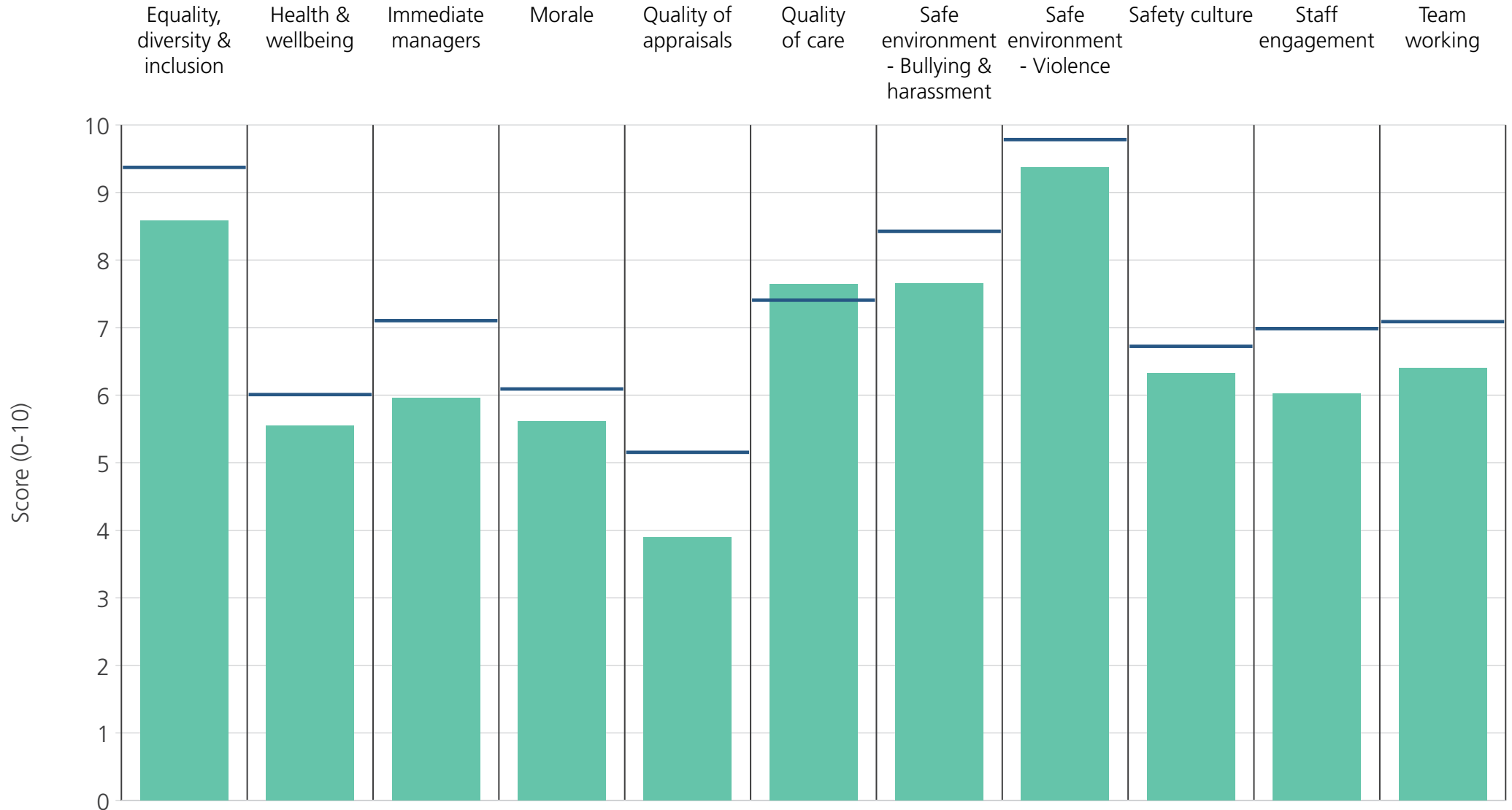
Bridgewater Community Healthcare NHS Foundation Trust
2019 NHS Staff Survey Results



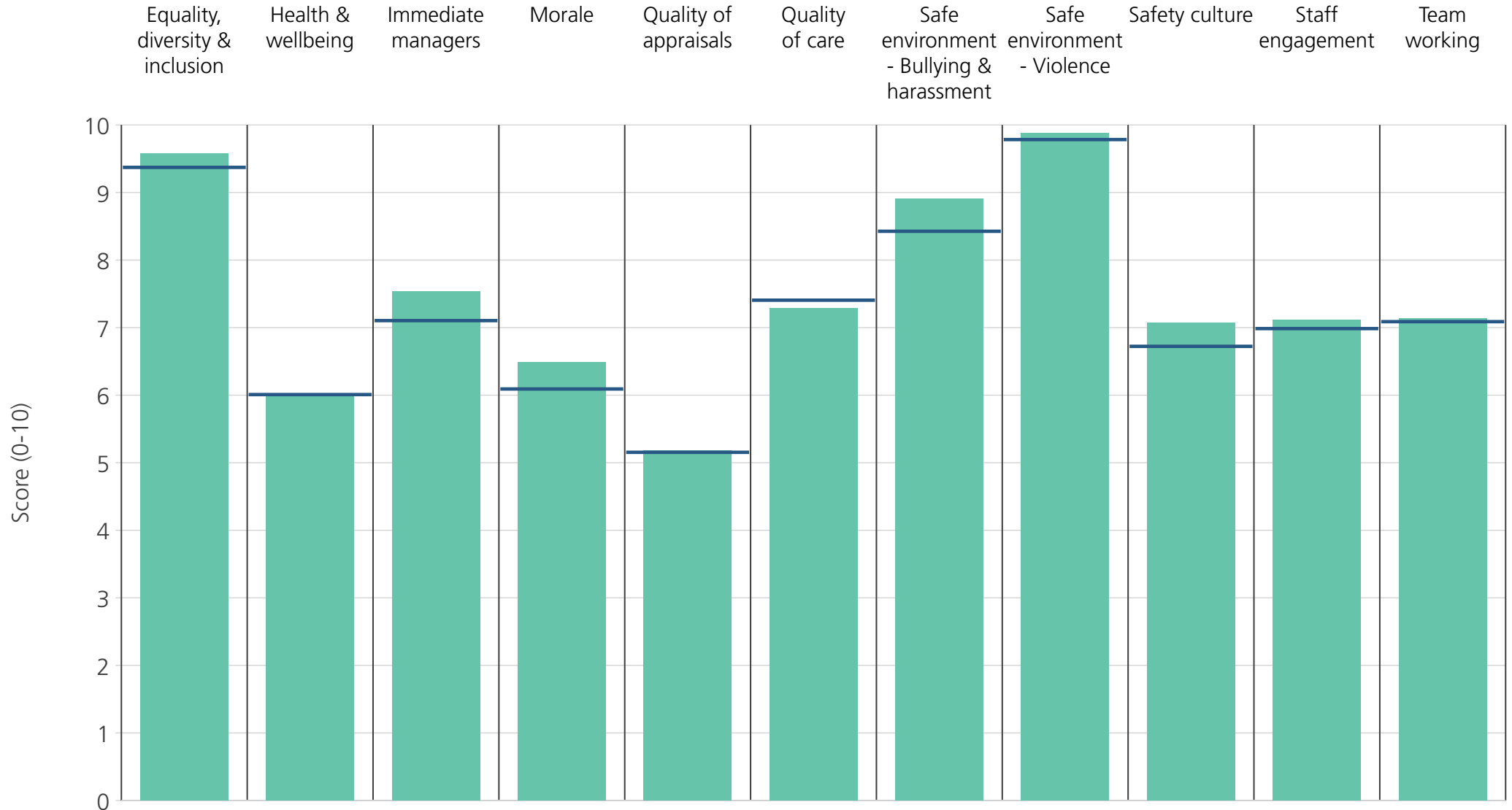
Directorate	9.5	5.9	7.2	6.3	5.3	7.5	8.4	9.8	6.8	7.2	7.4
Your org	9.4	6.0	7.1	6.1	5.2	7.4	8.4	9.8	6.7	7.0	7.1
Responses	367	367	370	363	316	358	367	365	367	370	367



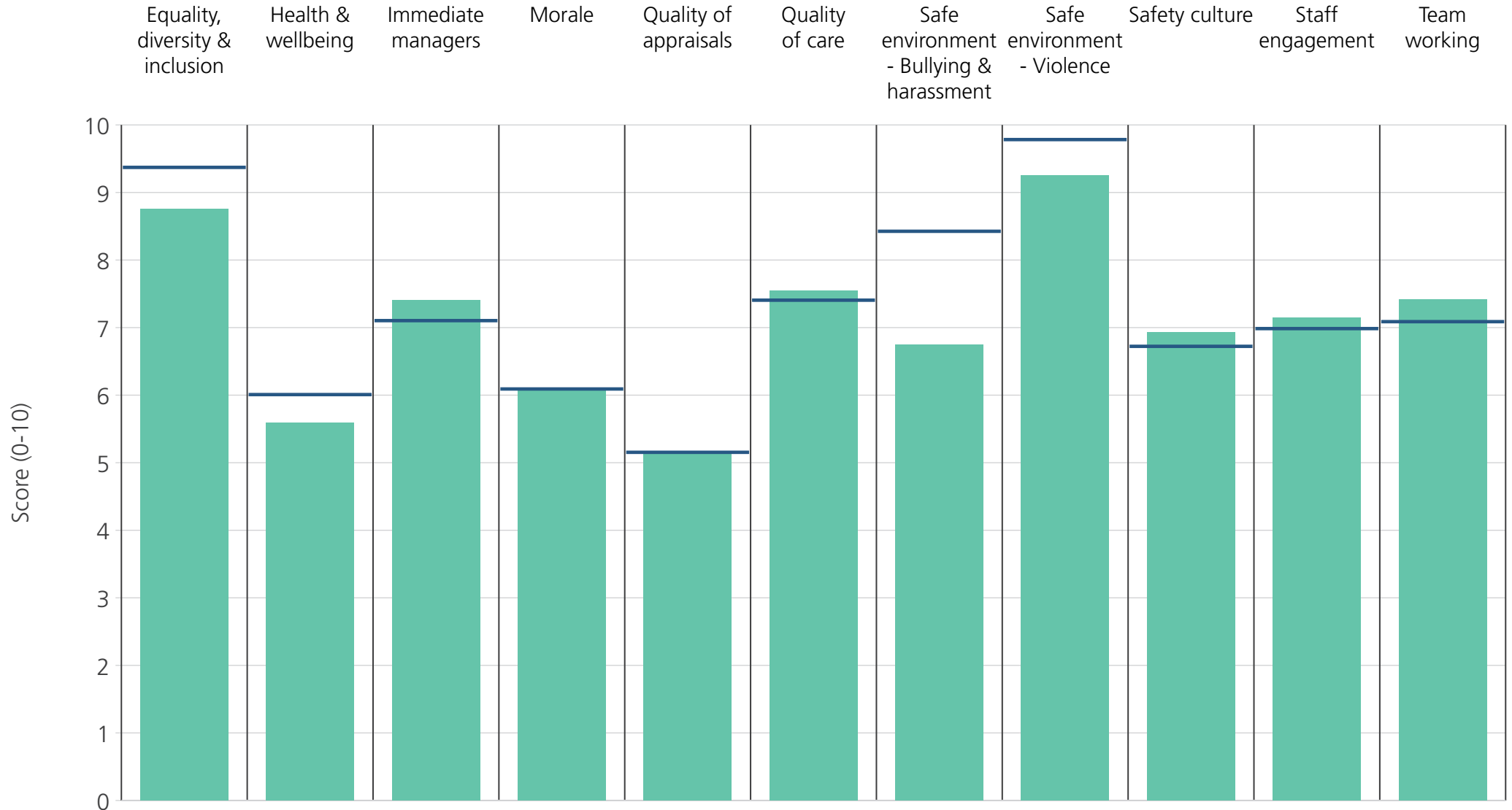
Directorate	9.4	6.5	7.1	5.7	5.4	7.1	9.0	10.0	6.6	6.9	6.7
Your org	9.4	6.0	7.1	6.1	5.2	7.4	8.4	9.8	6.7	7.0	7.1
Responses	178	180	180	180	120	101	179	180	179	180	180



Directorate	8.6	5.6	6.0	5.6	3.9	7.6	7.6	9.4	6.3	6.0	6.4
Your org	9.4	6.0	7.1	6.1	5.2	7.4	8.4	9.8	6.7	7.0	7.1
Responses	74	74	73	73	70	70	73	74	74	74	73



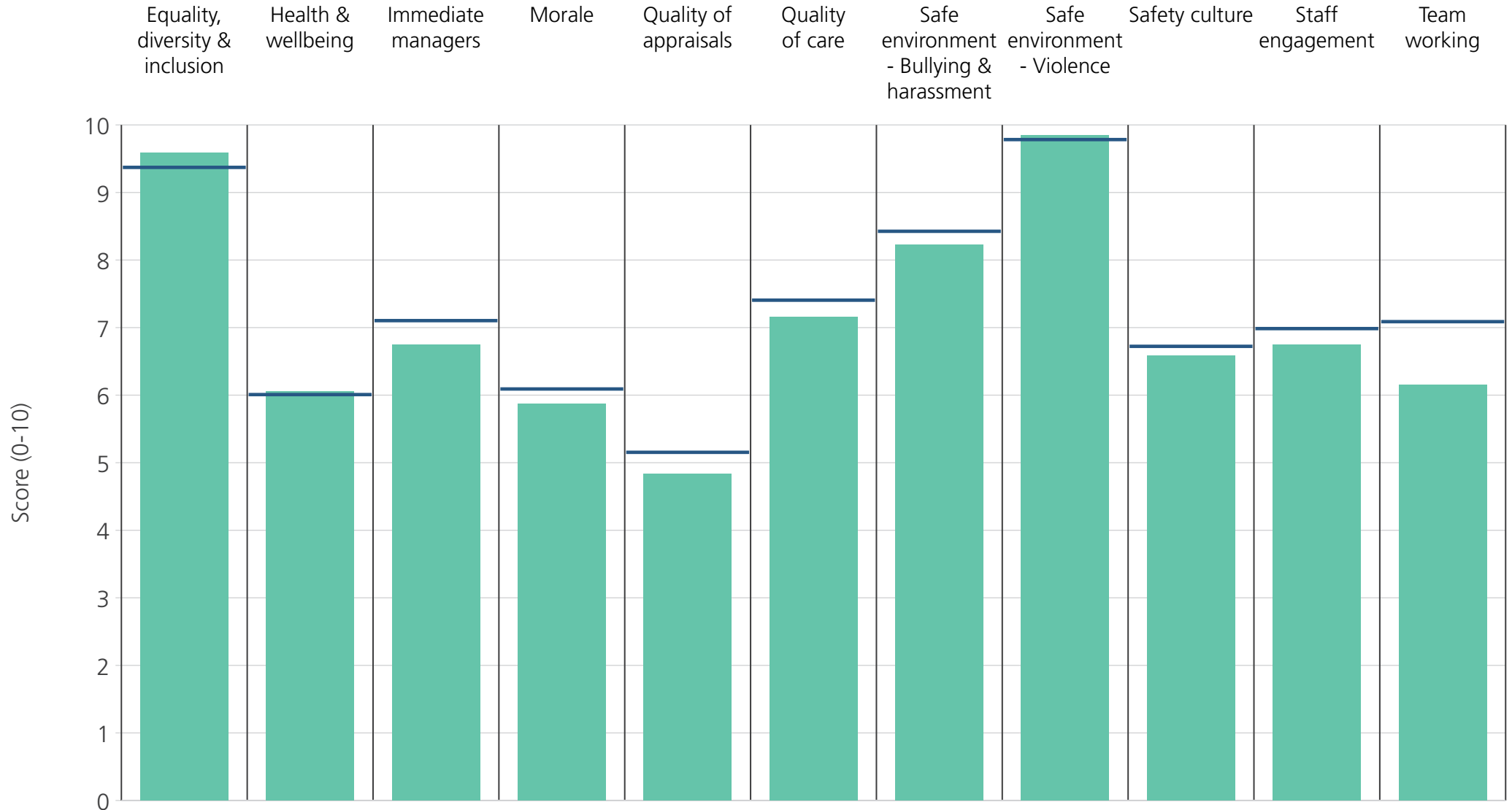
Directorate	9.6	6.0	7.5	6.5	5.2	7.3	8.9	9.9	7.1	7.1	7.1
Your org	9.4	6.0	7.1	6.1	5.2	7.4	8.4	9.8	6.7	7.0	7.1
Responses	79	79	81	80	77	76	79	79	81	81	81



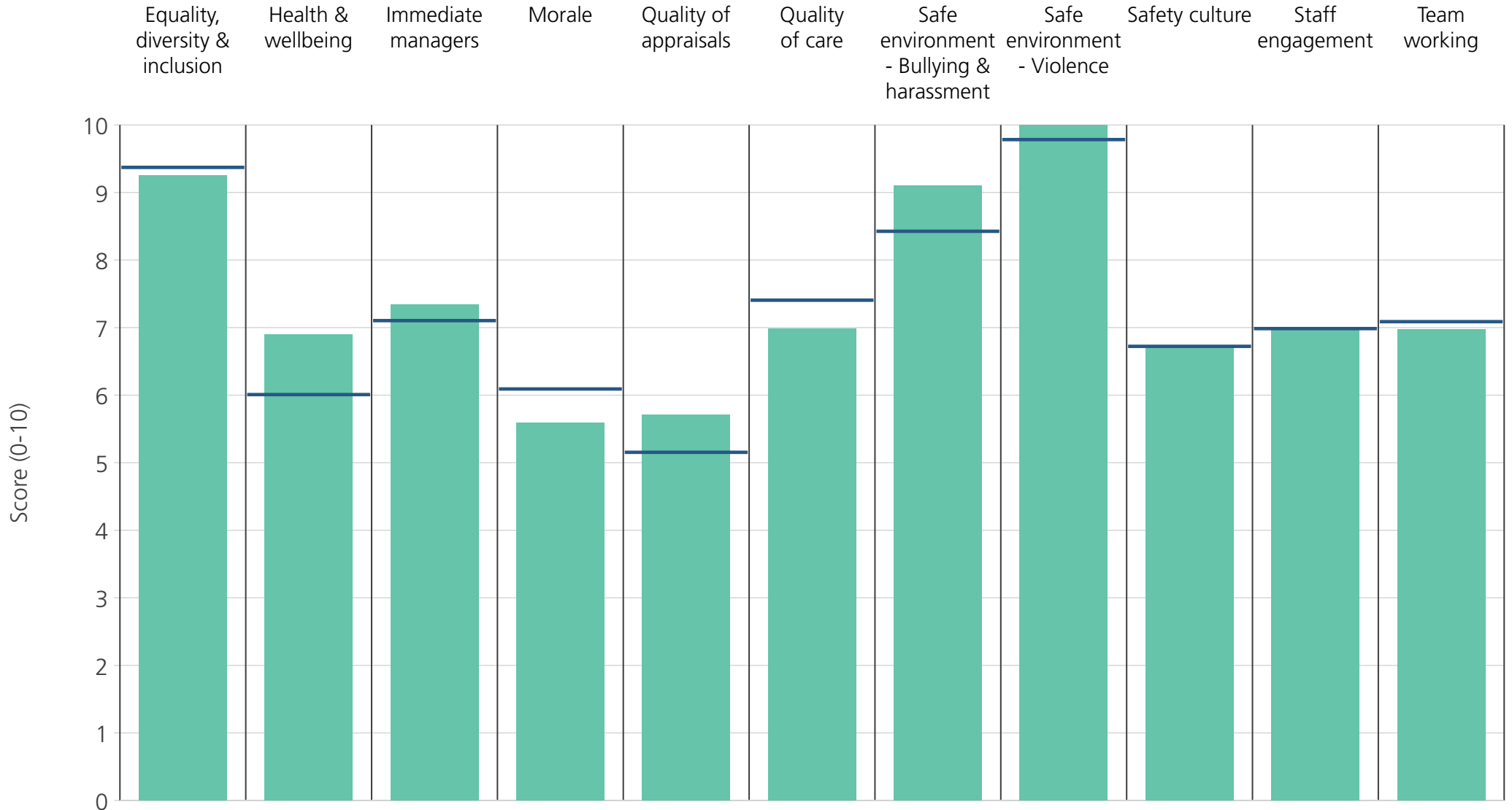
Directorate	8.8	5.6	7.4	6.1	5.2	7.5	6.7	9.3	6.9	7.1	7.4
Your org	9.4	6.0	7.1	6.1	5.2	7.4	8.4	9.8	6.7	7.0	7.1
Responses	42	42	42	41	37	41	42	40	42	42	42

Directorates 2

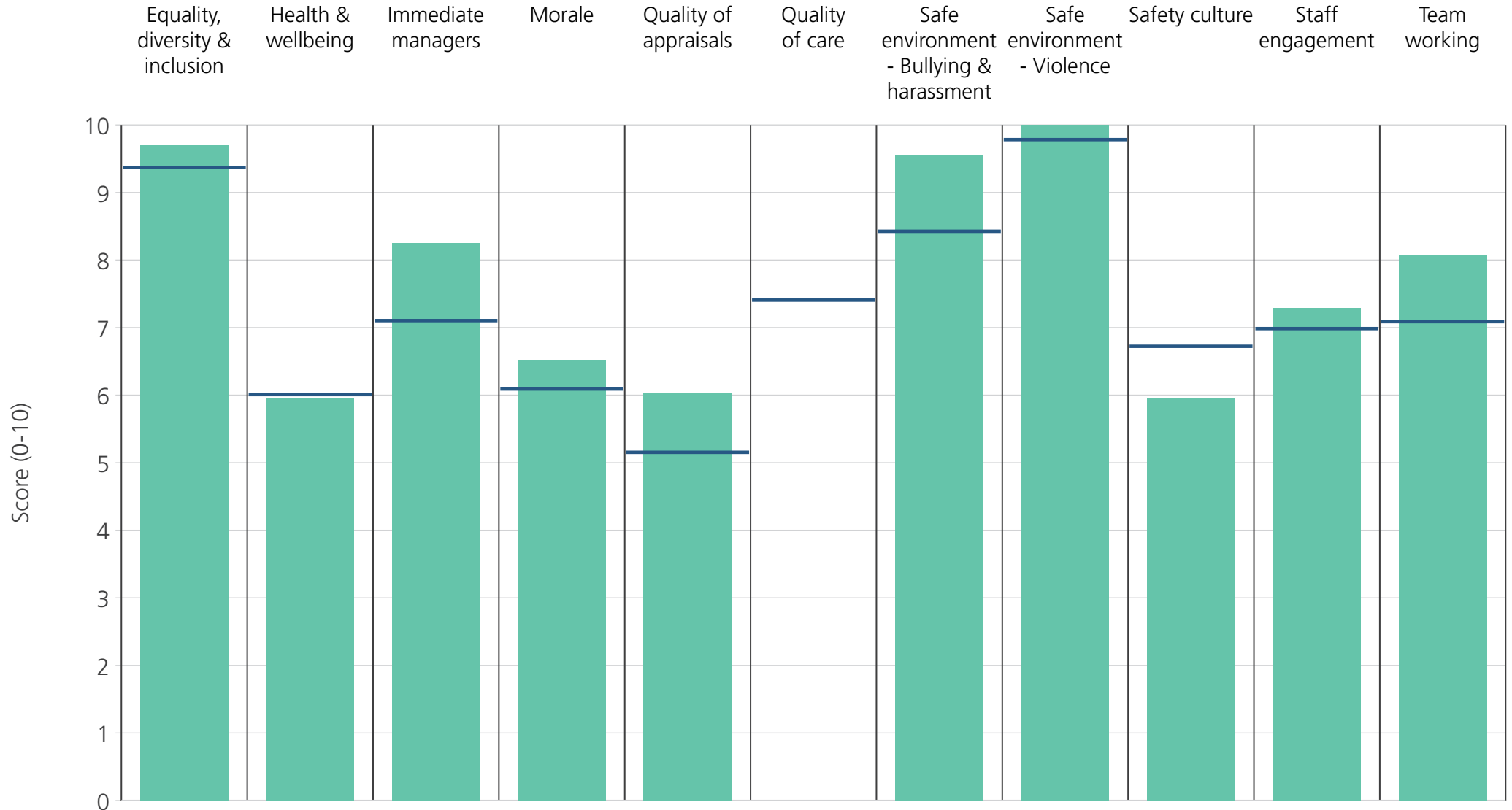
Bridgewater Community Healthcare NHS Foundation Trust
2019 NHS Staff Survey Results



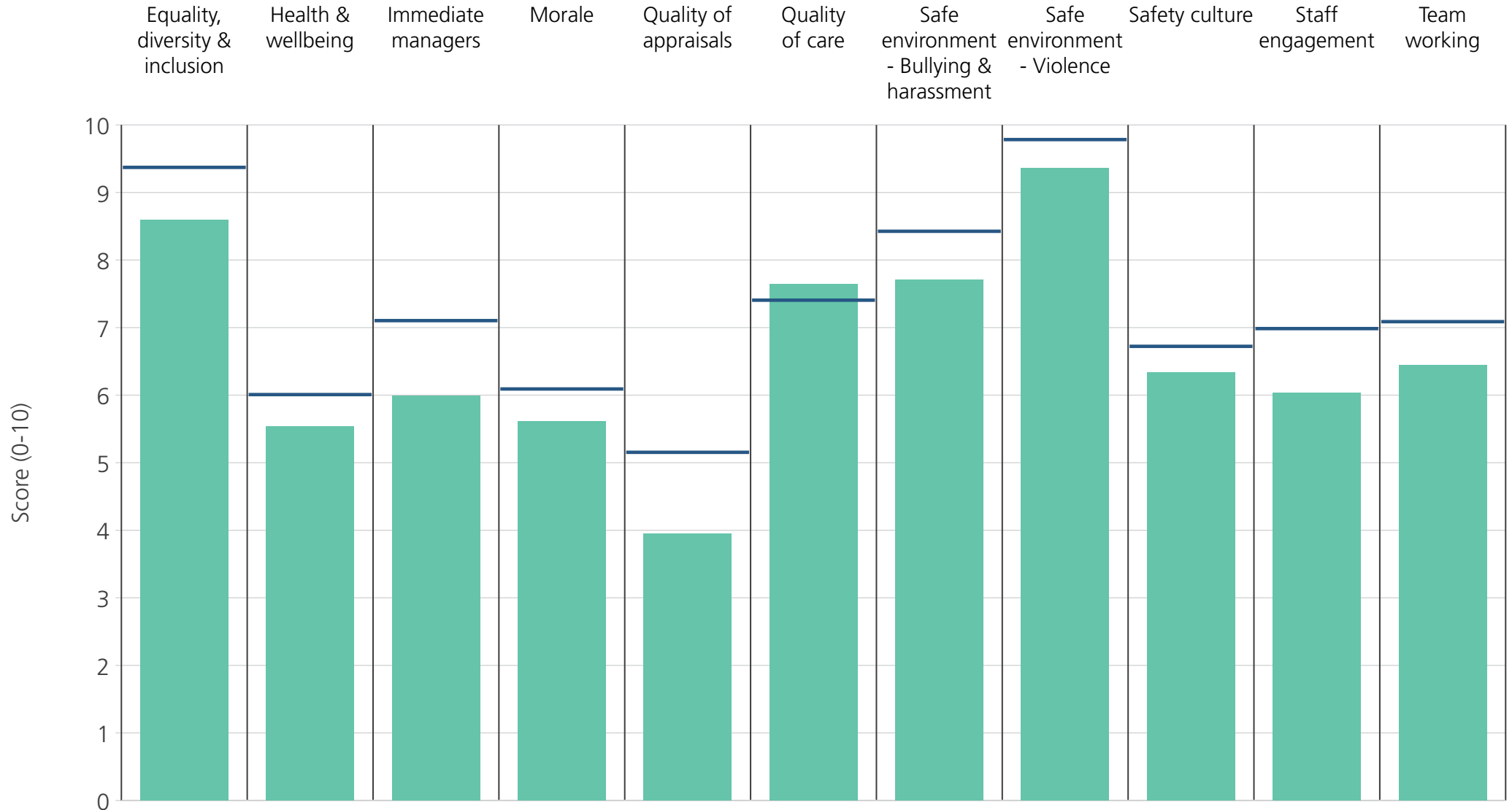
Directorate	9.6	6.1	6.7	5.9	4.8	7.2	8.2	9.8	6.6	6.8	6.2
Your org	9.4	6.0	7.1	6.1	5.2	7.4	8.4	9.8	6.7	7.0	7.1
Responses	64	64	64	64	46	49	63	64	63	64	64



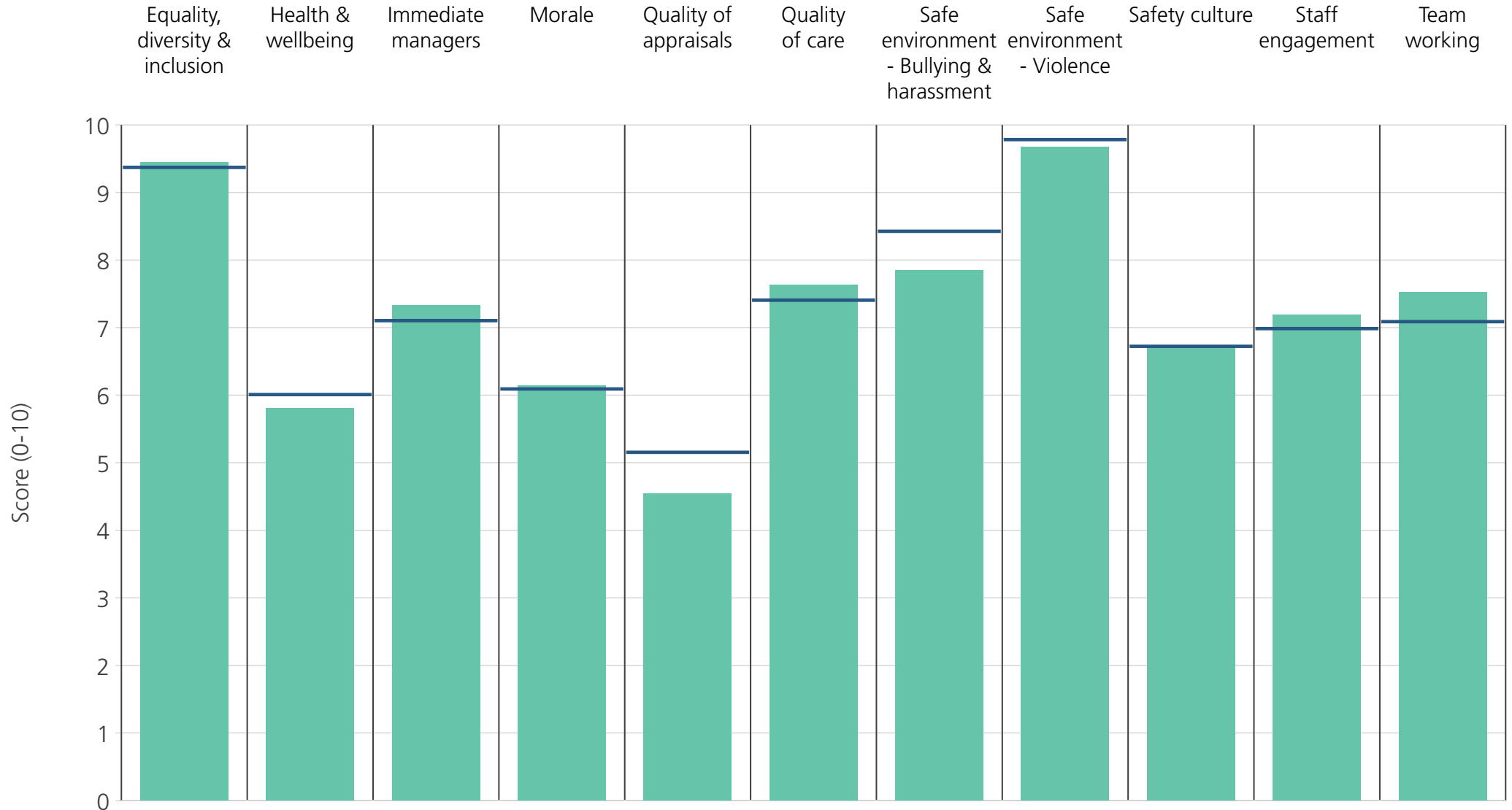
Directorate	9.3	6.9	7.3	5.6	5.7	7.0	9.1	10.0	6.7	7.0	7.0
Your org	9.4	6.0	7.1	6.1	5.2	7.4	8.4	9.8	6.7	7.0	7.1
Responses	109	111	111	111	71	51	111	111	111	111	111



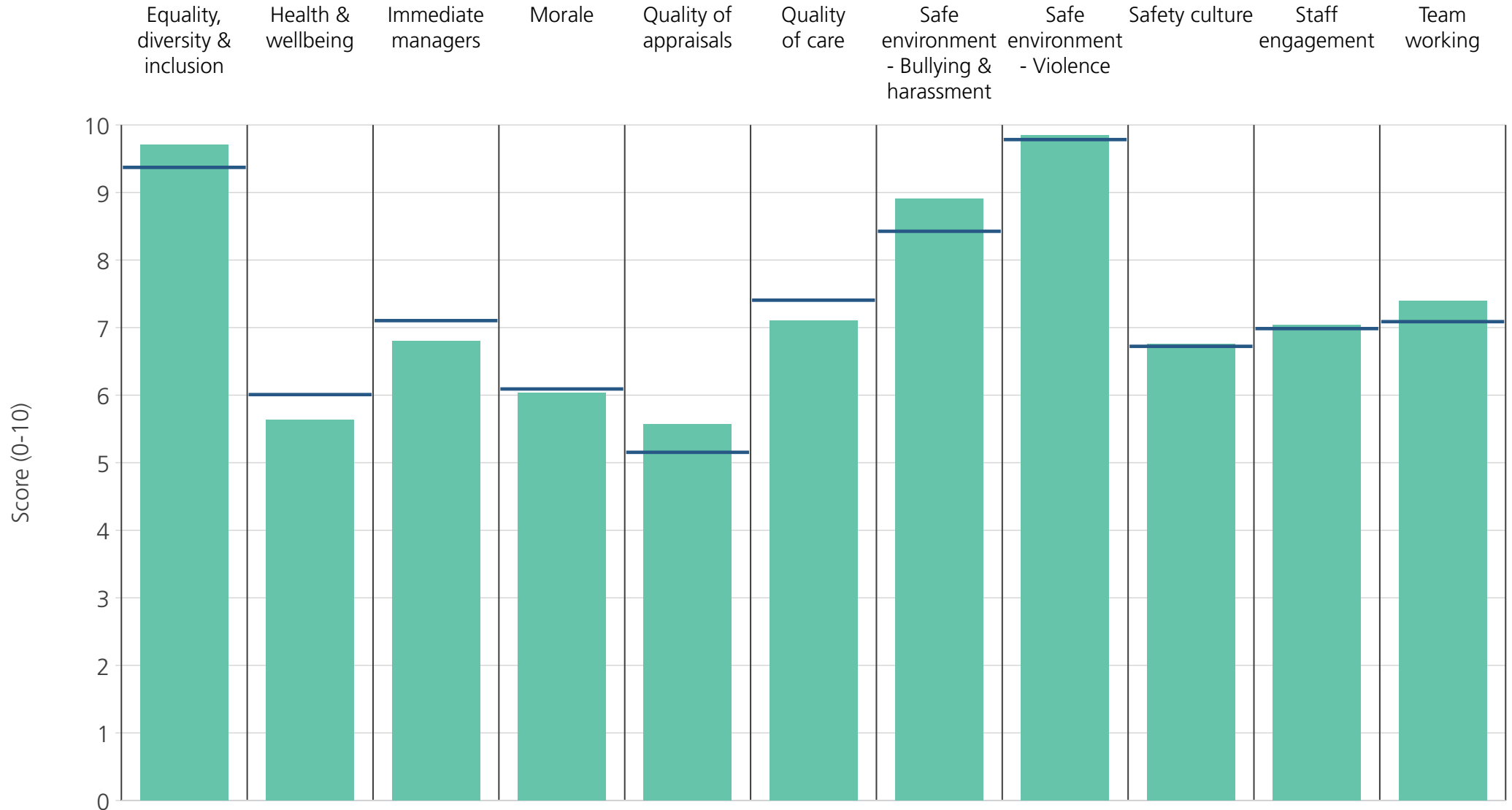
Directorate	9.7	6.0	8.2	6.5	6.0	7.4	9.5	10.0	6.0	7.3	8.1
Your org	9.4	6.0	7.1	6.1	5.2	7.4	8.4	9.8	6.7	7.0	7.1
Responses	11	11	11	11	11	8	11	11	11	11	11



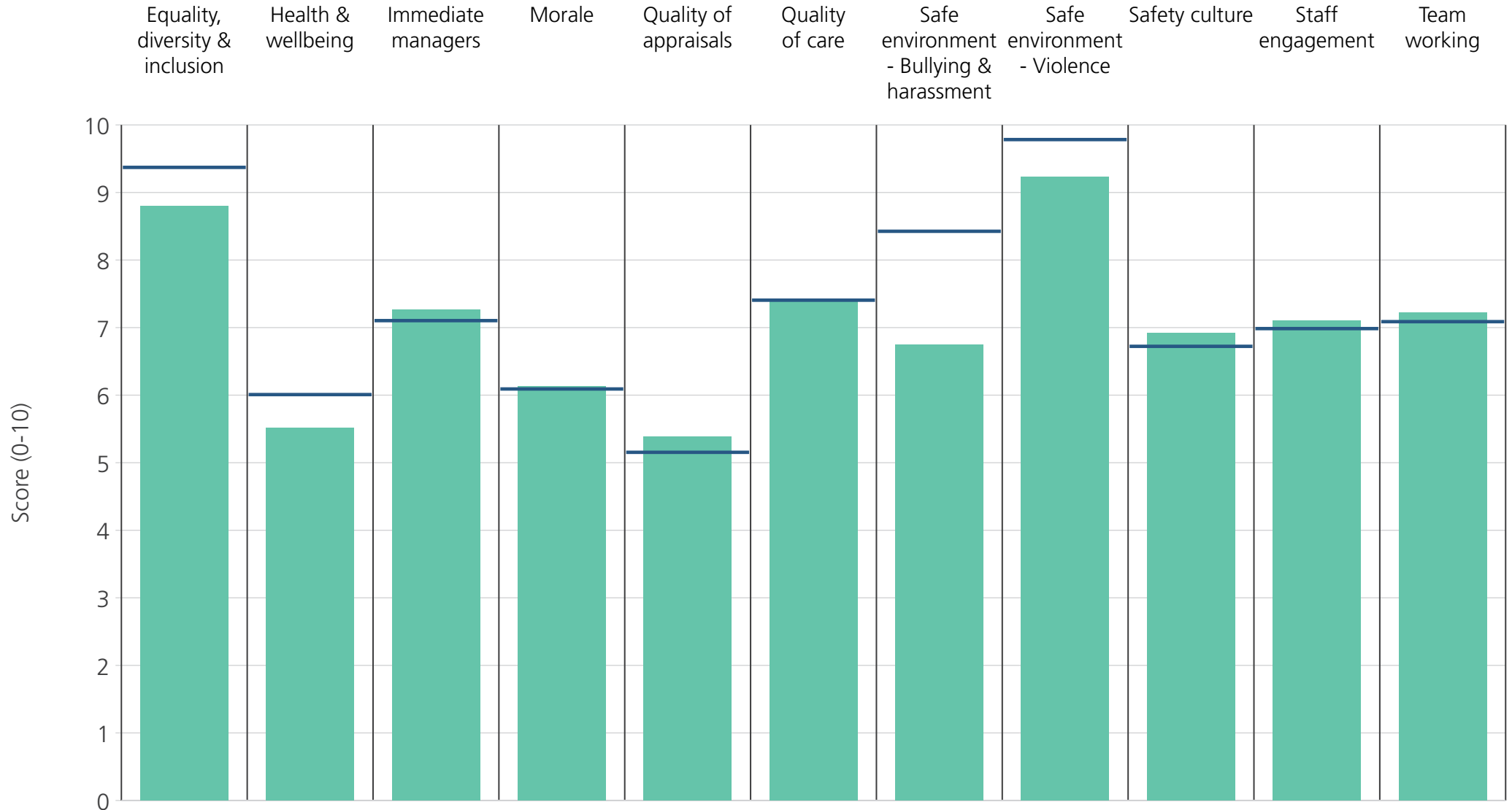
Directorate	8.6	5.5	6.0	5.6	3.9	7.6	7.7	9.4	6.3	6.0	6.4
Your org	9.4	6.0	7.1	6.1	5.2	7.4	8.4	9.8	6.7	7.0	7.1
Responses	73	73	72	72	69	69	72	73	73	73	72



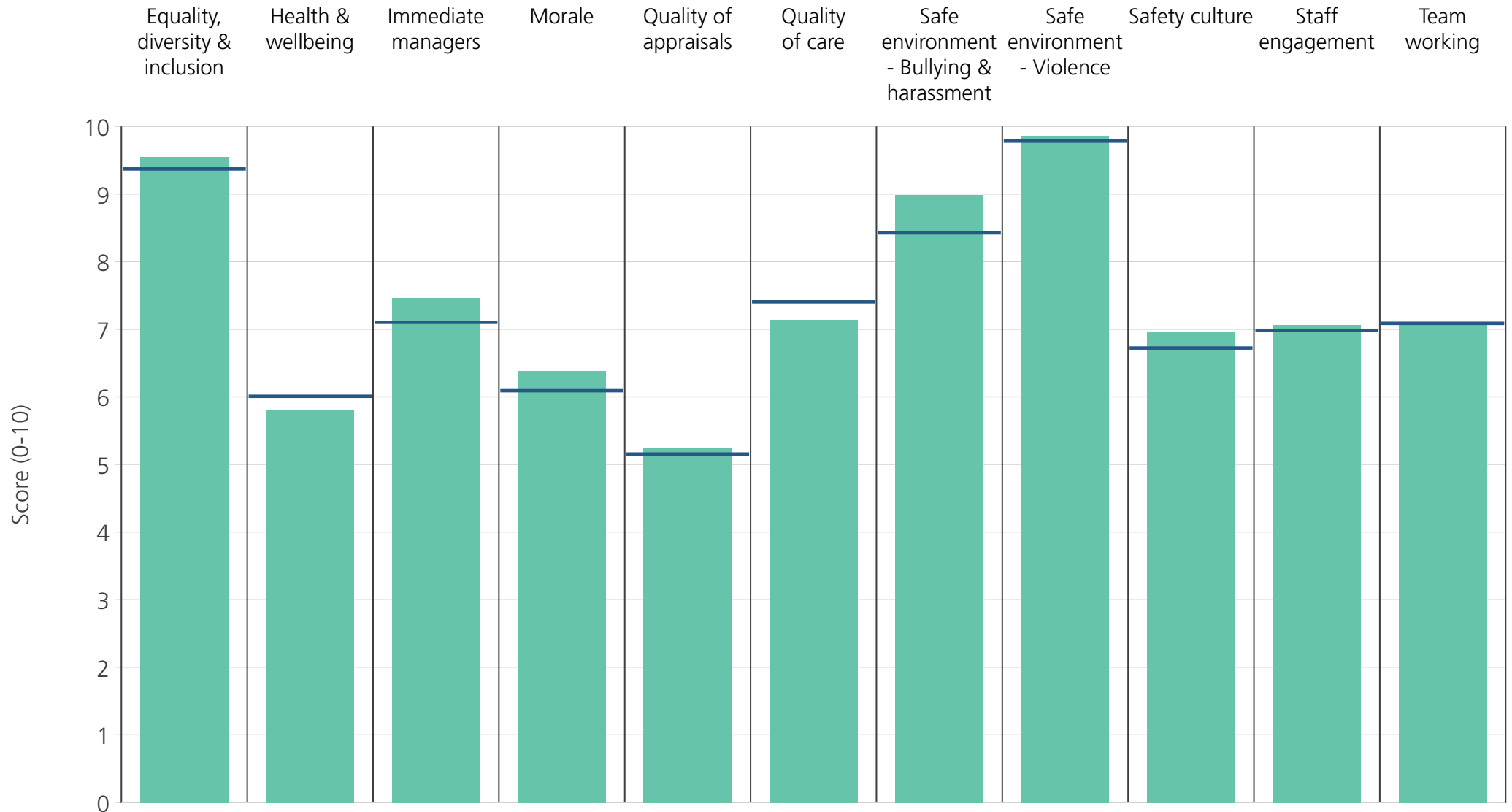
Directorate	9.4	5.8	7.3	6.1	4.5	7.6	7.8	9.7	6.7	7.2	7.5
Your org	9.4	6.0	7.1	6.1	5.2	7.4	8.4	9.8	6.7	7.0	7.1
Responses	62	62	63	63	54	59	62	61	62	63	63



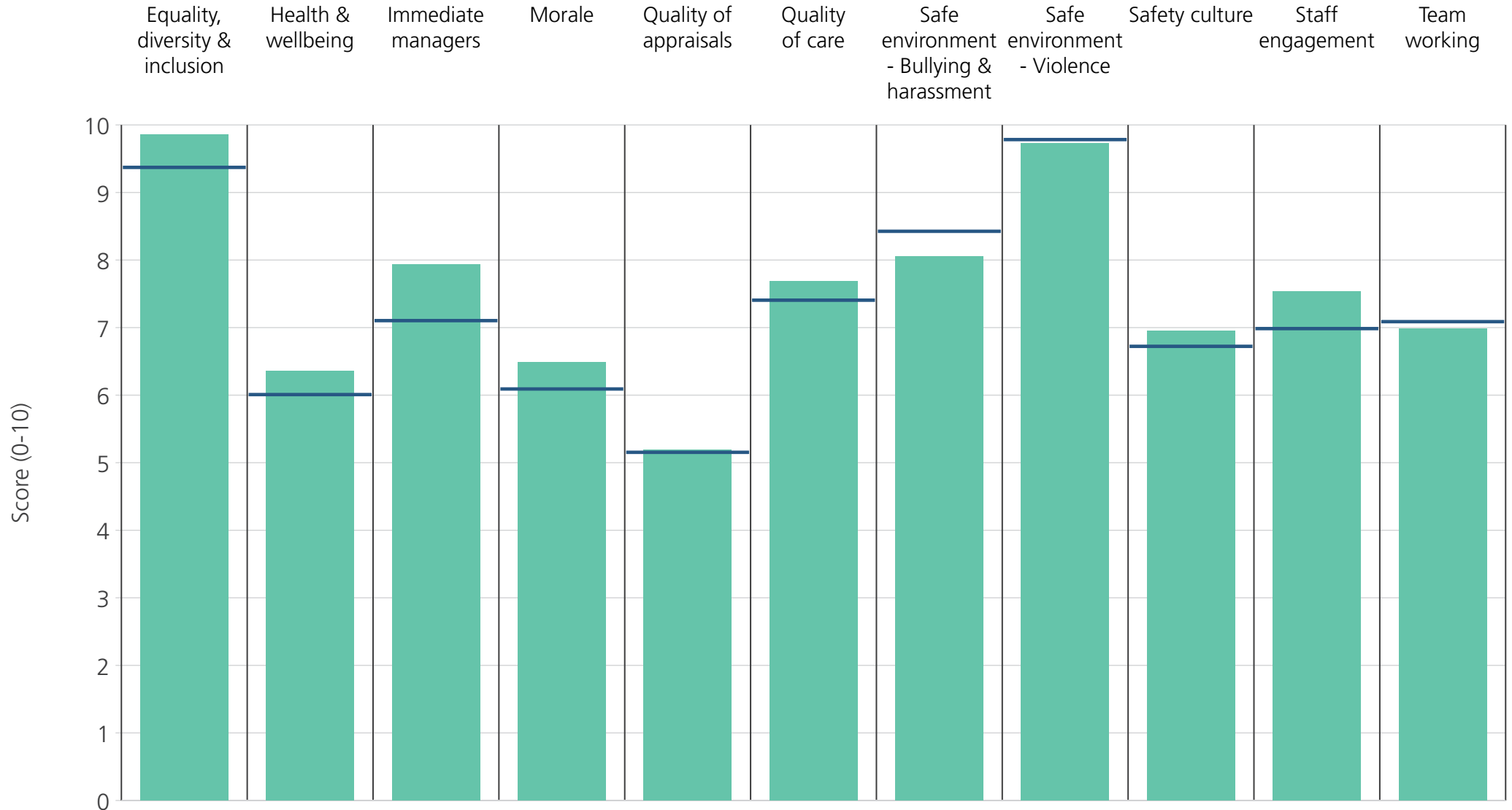
Directorate	9.7	5.6	6.8	6.0	5.6	7.1	8.9	9.8	6.8	7.0	7.4
Your org	9.4	6.0	7.1	6.1	5.2	7.4	8.4	9.8	6.7	7.0	7.1
Responses	85	85	85	83	78	80	85	84	85	85	82



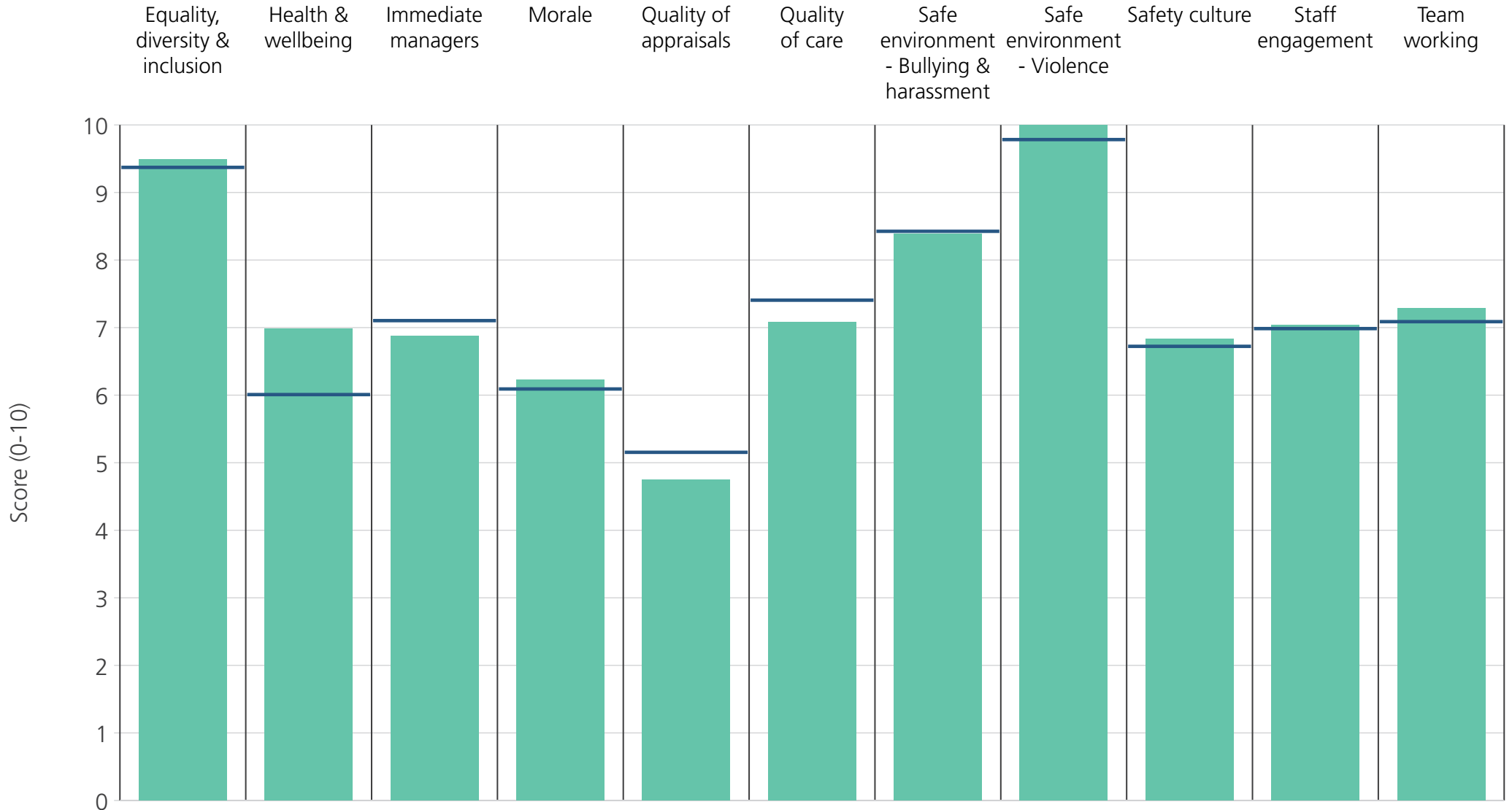
Directorate	8.8	5.5	7.3	6.1	5.4	7.4	6.7	9.2	6.9	7.1	7.2
Your org	9.4	6.0	7.1	6.1	5.2	7.4	8.4	9.8	6.7	7.0	7.1
Responses	41	41	41	40	36	40	41	39	41	41	41



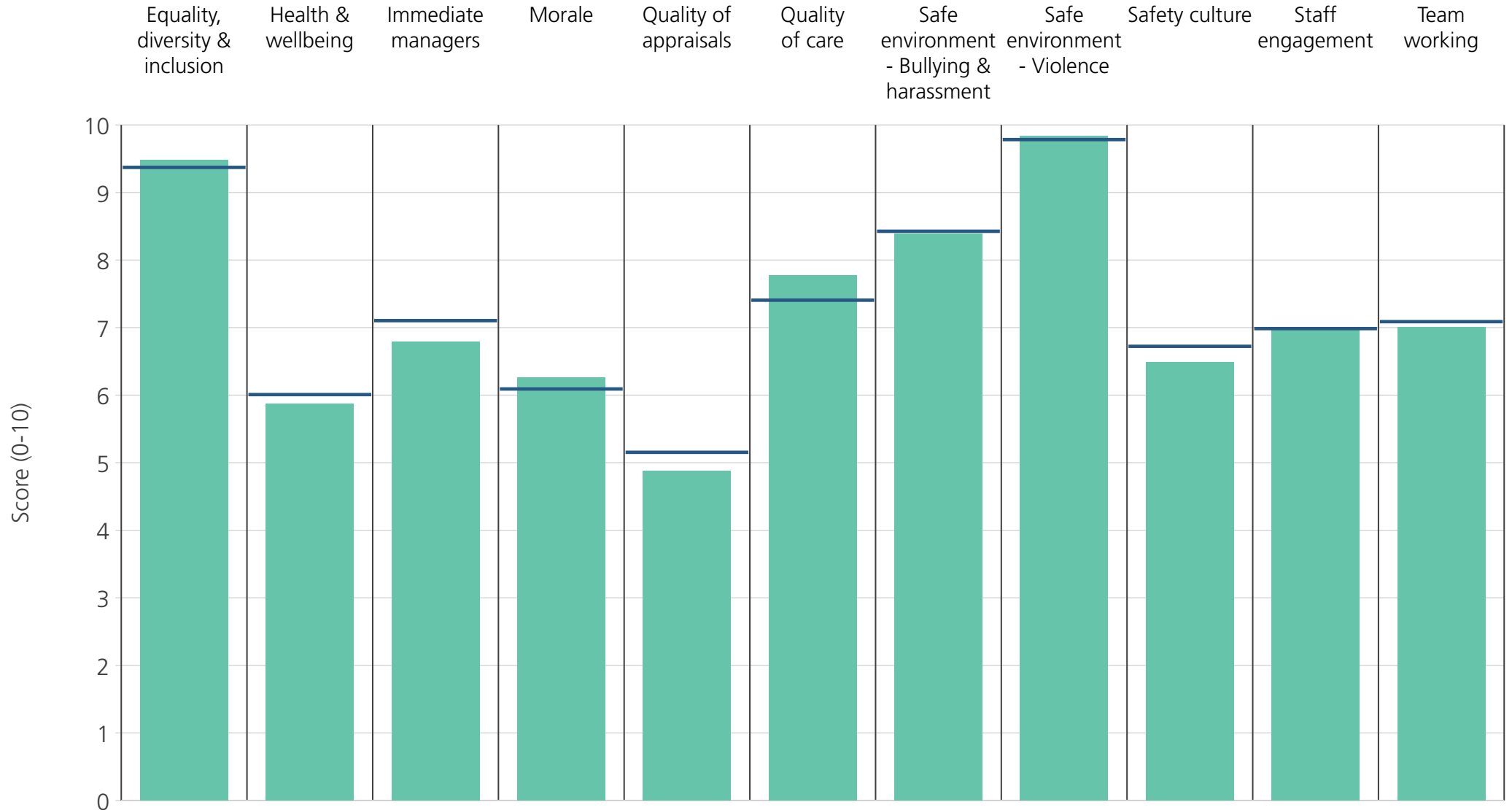
Directorate	9.5	5.8	7.5	6.4	5.2	7.1	9.0	9.9	7.0	7.1	7.1
Your org	9.4	6.0	7.1	6.1	5.2	7.4	8.4	9.8	6.7	7.0	7.1
Responses	73	72	74	73	69	68	72	72	74	74	74



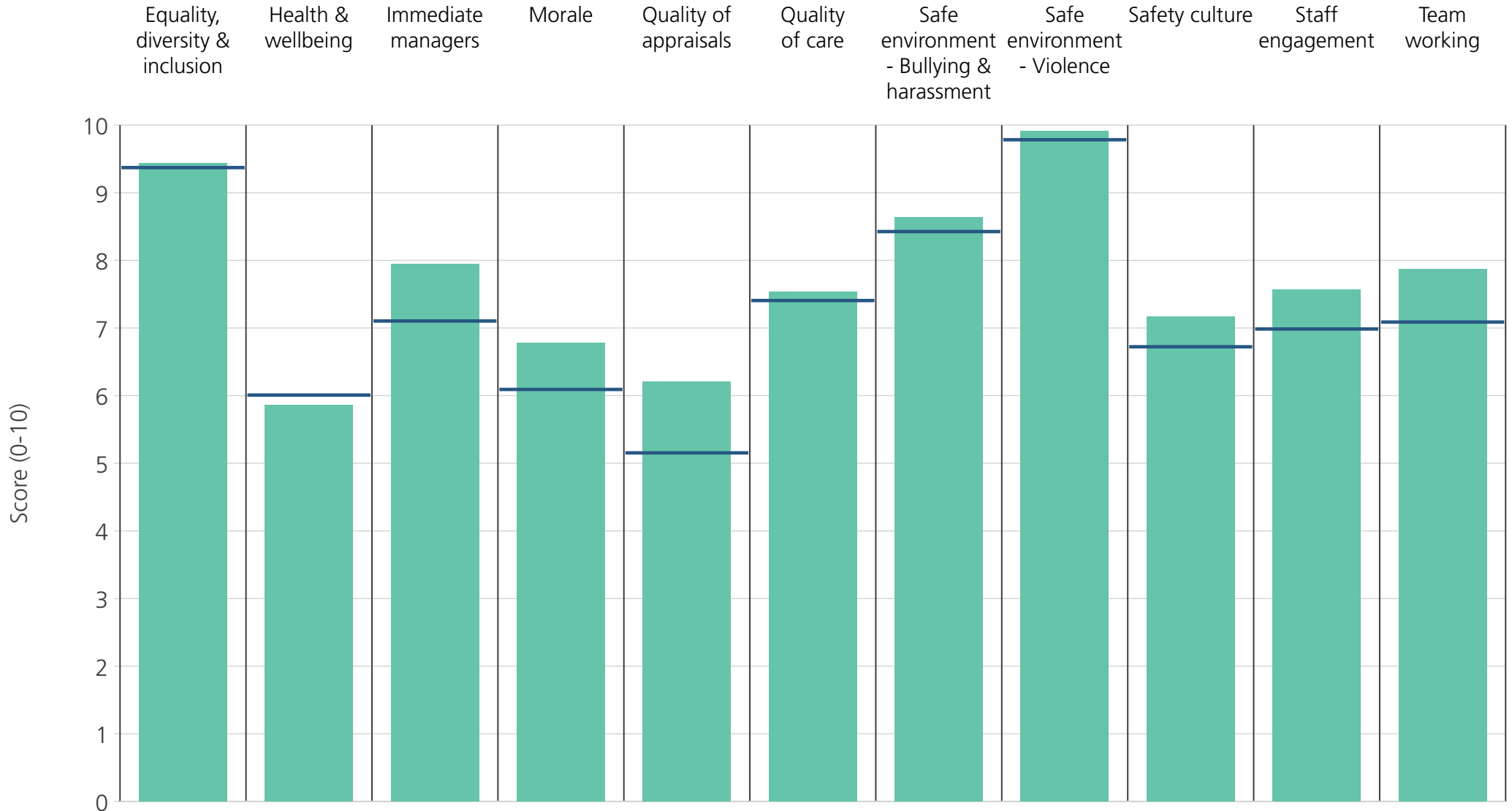
Directorate	9.9	6.4	7.9	6.5	5.2	7.7	8.1	9.7	7.0	7.5	7.0
Your org	9.4	6.0	7.1	6.1	5.2	7.4	8.4	9.8	6.7	7.0	7.1
Responses	23	24	24	23	20	23	24	24	24	24	24



Directorate	9.5	7.0	6.9	6.2	4.8	7.1	8.4	10.0	6.8	7.0	7.3
Your org	9.4	6.0	7.1	6.1	5.2	7.4	8.4	9.8	6.7	7.0	7.1
Responses	28	29	29	27	25	28	29	28	29	29	29



Directorate	9.5	5.9	6.8	6.3	4.9	7.8	8.4	9.8	6.5	7.0	7.0
Your org	9.4	6.0	7.1	6.1	5.2	7.4	8.4	9.8	6.7	7.0	7.1
Responses	100	99	100	99	78	99	99	100	99	100	100



Directorate	9.4	5.9	7.9	6.8	6.2	7.5	8.6	9.9	7.2	7.6	7.9
Your org	9.4	6.0	7.1	6.1	5.2	7.4	8.4	9.8	6.7	7.0	7.1
Responses	71	71	72	71	63	72	71	71	71	72	72