

# Western Sussex Hospitals NHS Foundation Trust

2019 NHS Staff Survey

**Directorate Report**

**Contents**

Introduction . . . . .	3
Themes – Directorates 1 . . . . .	4
Add Prof Scientific and Technic . . . . .	5
Additional Clinical Services . . . . .	6
Administrative and Clerical . . . . .	7
Allied Health Professionals . . . . .	8
Estates and Ancillary . . . . .	9
Healthcare Scientists . . . . .	10
Medical and Dental . . . . .	11
Nursing and Midwifery Registered . . . . .	12
Themes – Directorates 2 . . . . .	13
Core Services Division . . . . .	14
Corporate Division . . . . .	15
Division of Medicine . . . . .	16
Division of Surgery . . . . .	17
Facilities & Estates . . . . .	18
Women & Children Division . . . . .	19

This directorate report for Western Sussex Hospitals NHS Foundation Trust contains results by directorate for themes from the 2019 NHS Staff Survey. These results are compared to the unweighted average for your organisation.

**Please note:** It is possible that there are differences between the 'Your org' scores reported in this directorate report and those in the benchmark report. This is because the results in the benchmark report are weighted to allow for fair comparisons between organisations of a similar type. However, in this report comparisons are made within your organisation so the unweighted organisation result is a more appropriate point of comparison.

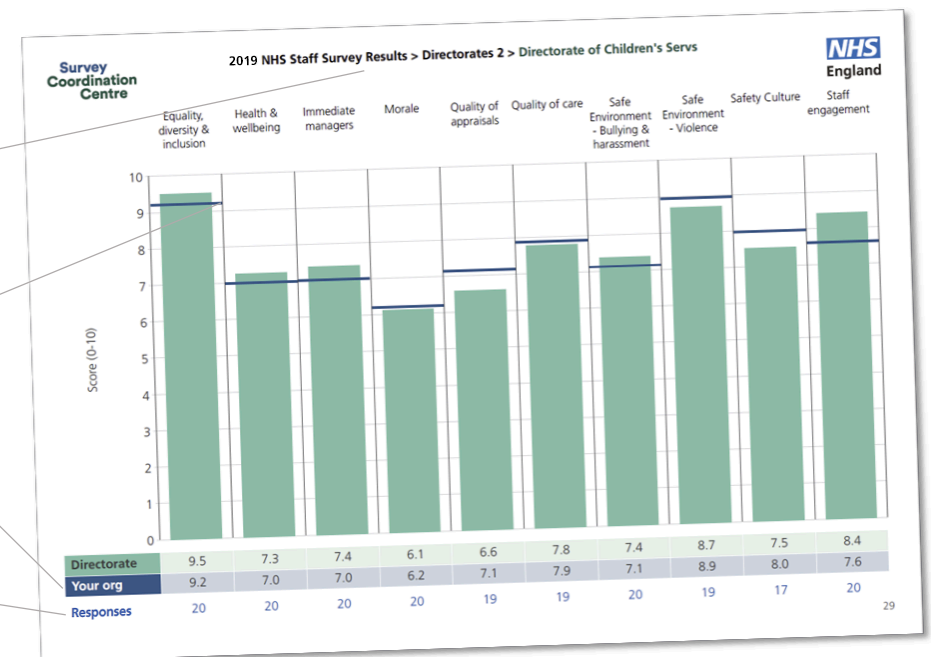
The directorate breakdowns used in this report were provided and defined by Western Sussex Hospitals NHS Foundation Trust. Details of how the theme scores were calculated are included in the Technical Document, available to download from our [results website](#).

## Key features

Breakdown type and **directorate name** are specified in the header. Black text in the header is hyperlinked: clicking on '2019 NHS Staff Survey Results' navigates back to the contents page.

Directorate results are presented in the context of the (unweighted) **organisation average ('Your org')**, so it is easy to tell if a directorate is performing better or worse than the organisation average. For all themes, a higher score is a better result than a lower score.

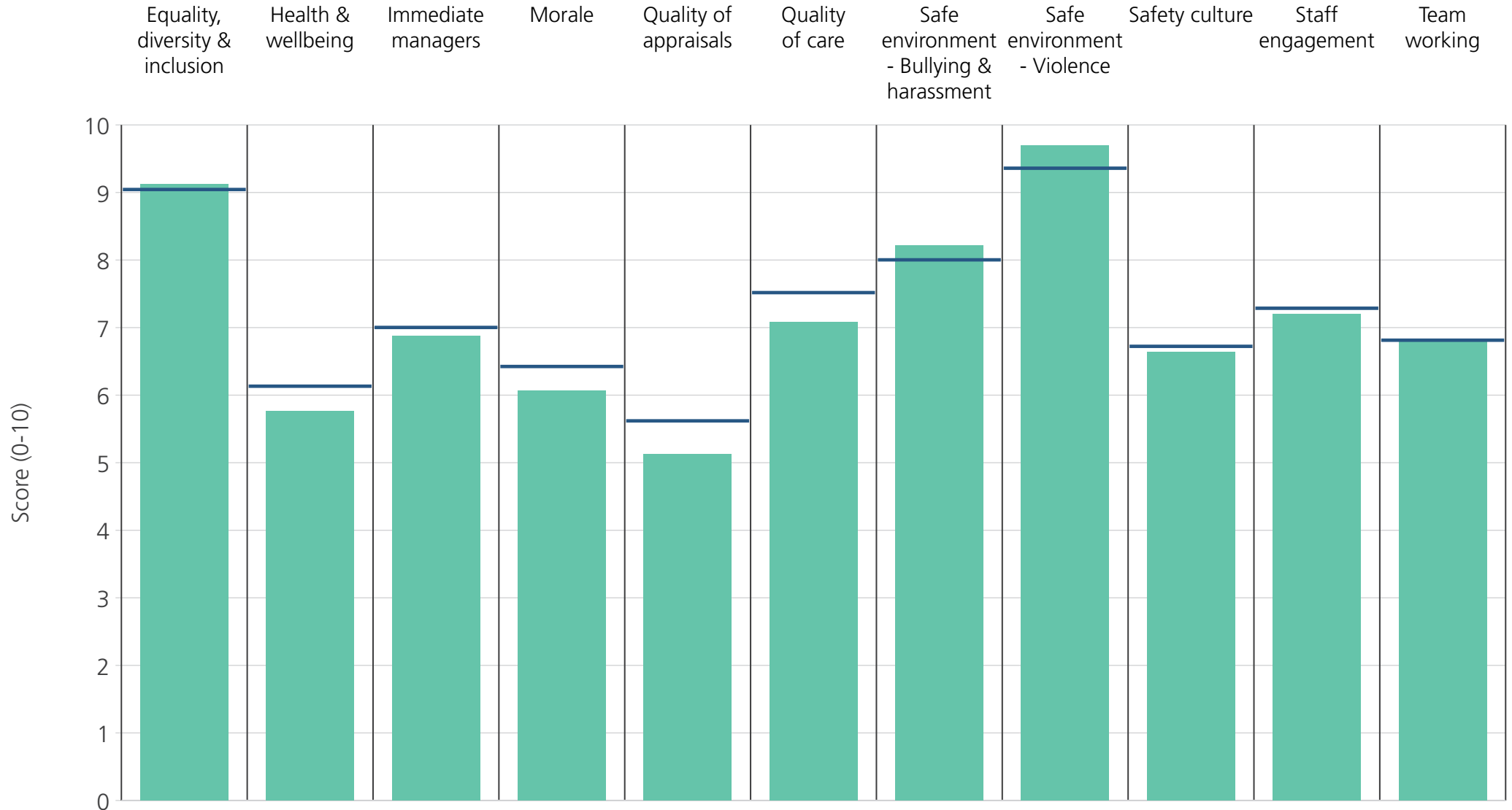
The **number of responses** feeding into each theme score **for the given directorate** is specified below the table containing the directorate and trust scores.



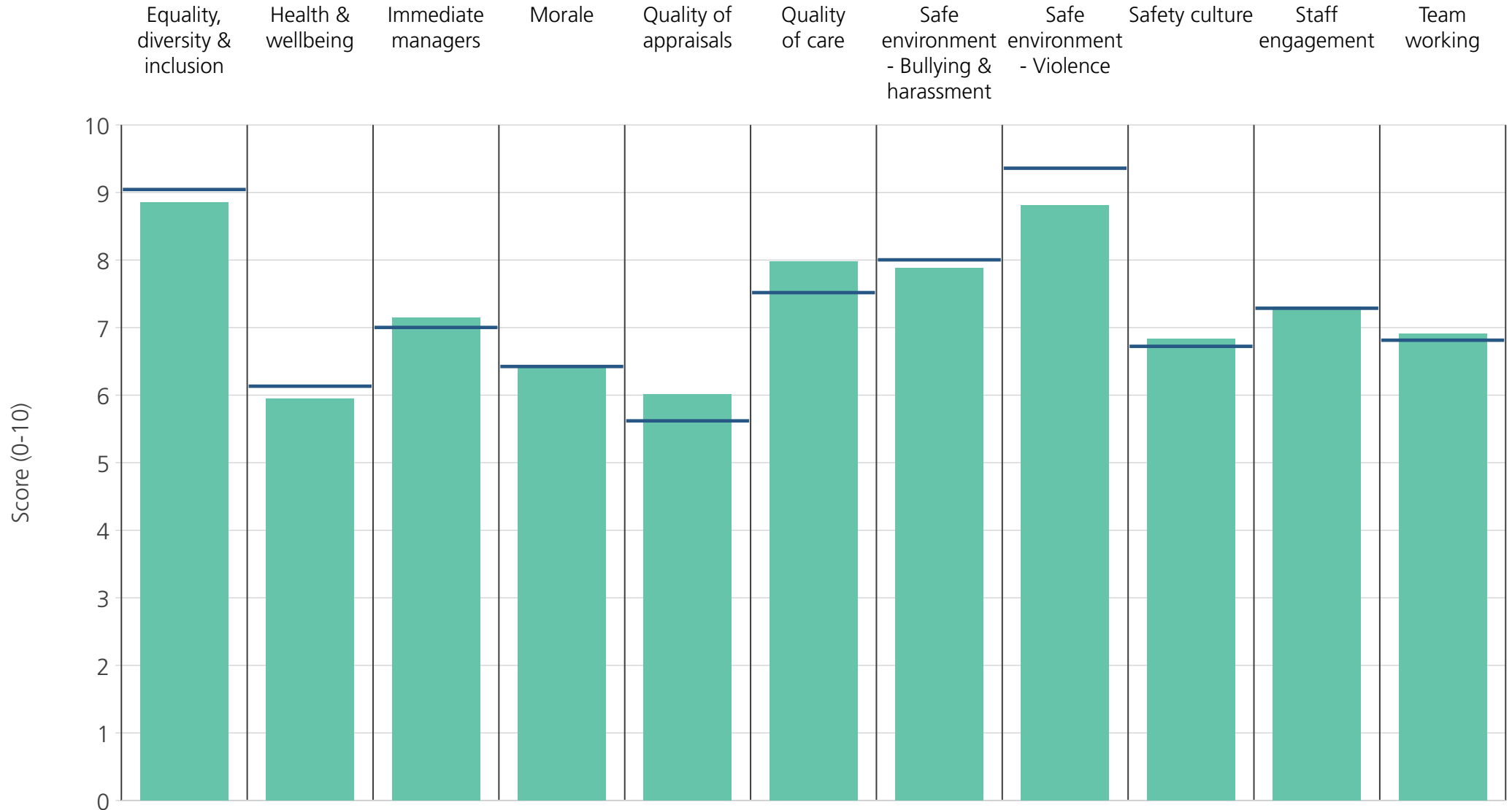
**! Note:** when there are less than 11 responses in a group, results are suppressed to protect staff confidentiality

# Directorates 1

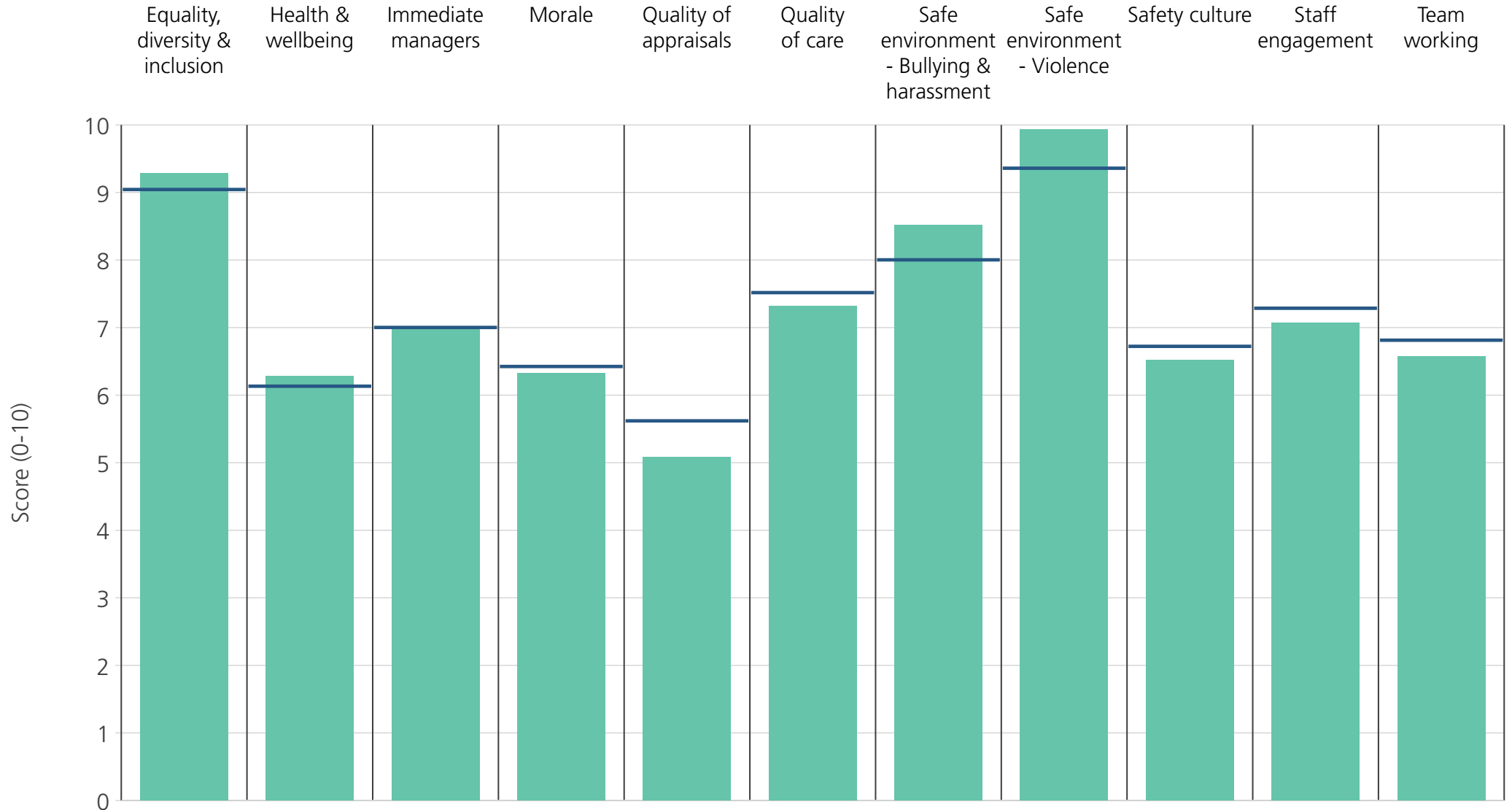
Western Sussex Hospitals NHS Foundation Trust  
2019 NHS Staff Survey Results



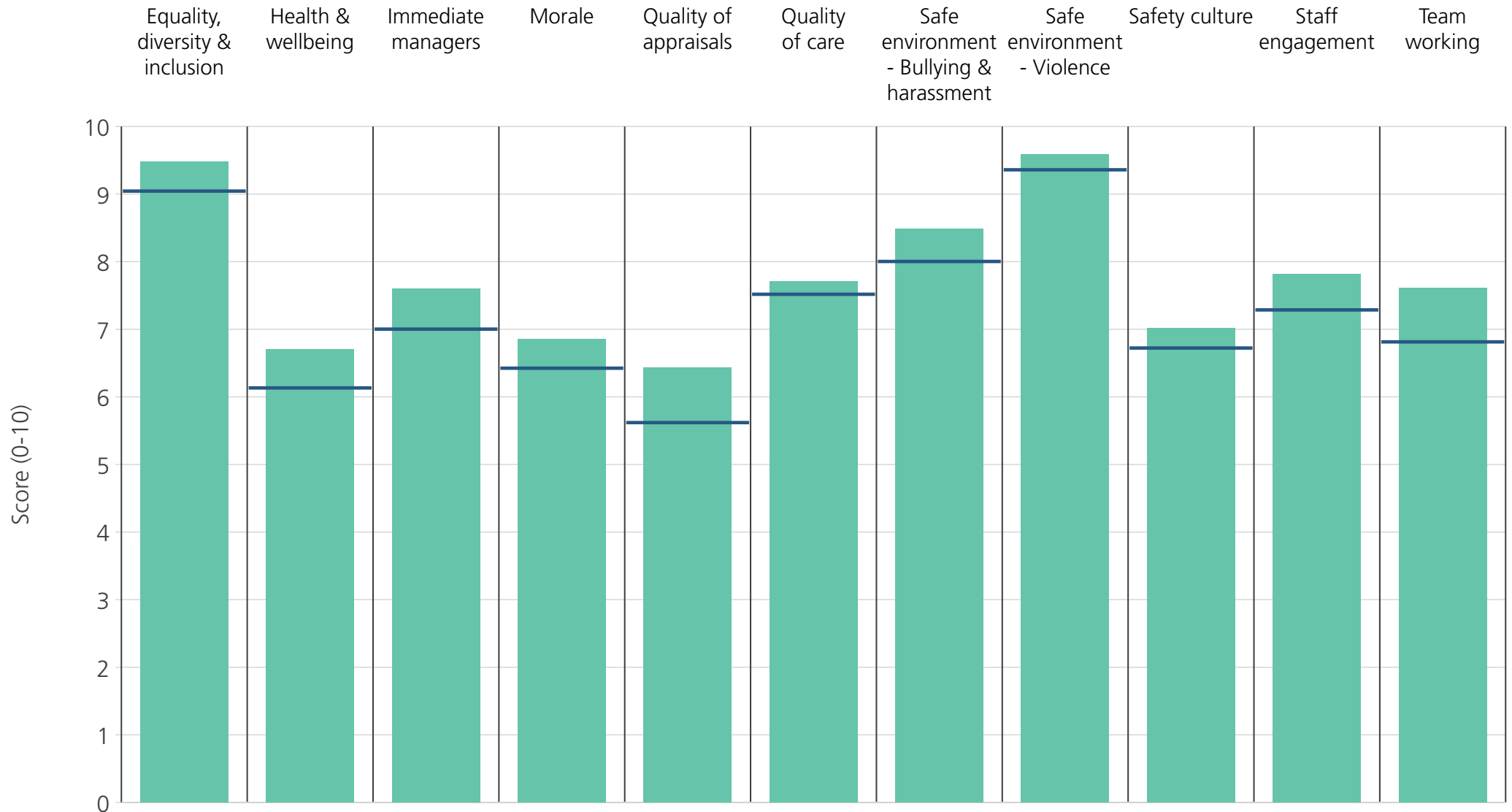
<b>Directorate</b>	9.1	5.8	6.9	6.1	5.1	7.1	8.2	9.7	6.6	7.2	6.8
<b>Your org</b>	9.0	6.1	7.0	6.4	5.6	7.5	8.0	9.4	6.7	7.3	6.8
<b>Responses</b>	169	169	169	169	149	167	168	166	169	170	168



<b>Directorate</b>	8.9	5.9	7.1	6.4	6.0	8.0	7.9	8.8	6.8	7.3	6.9
<b>Your org</b>	9.0	6.1	7.0	6.4	5.6	7.5	8.0	9.4	6.7	7.3	6.8
<b>Responses</b>	722	726	725	713	644	702	715	718	724	728	723

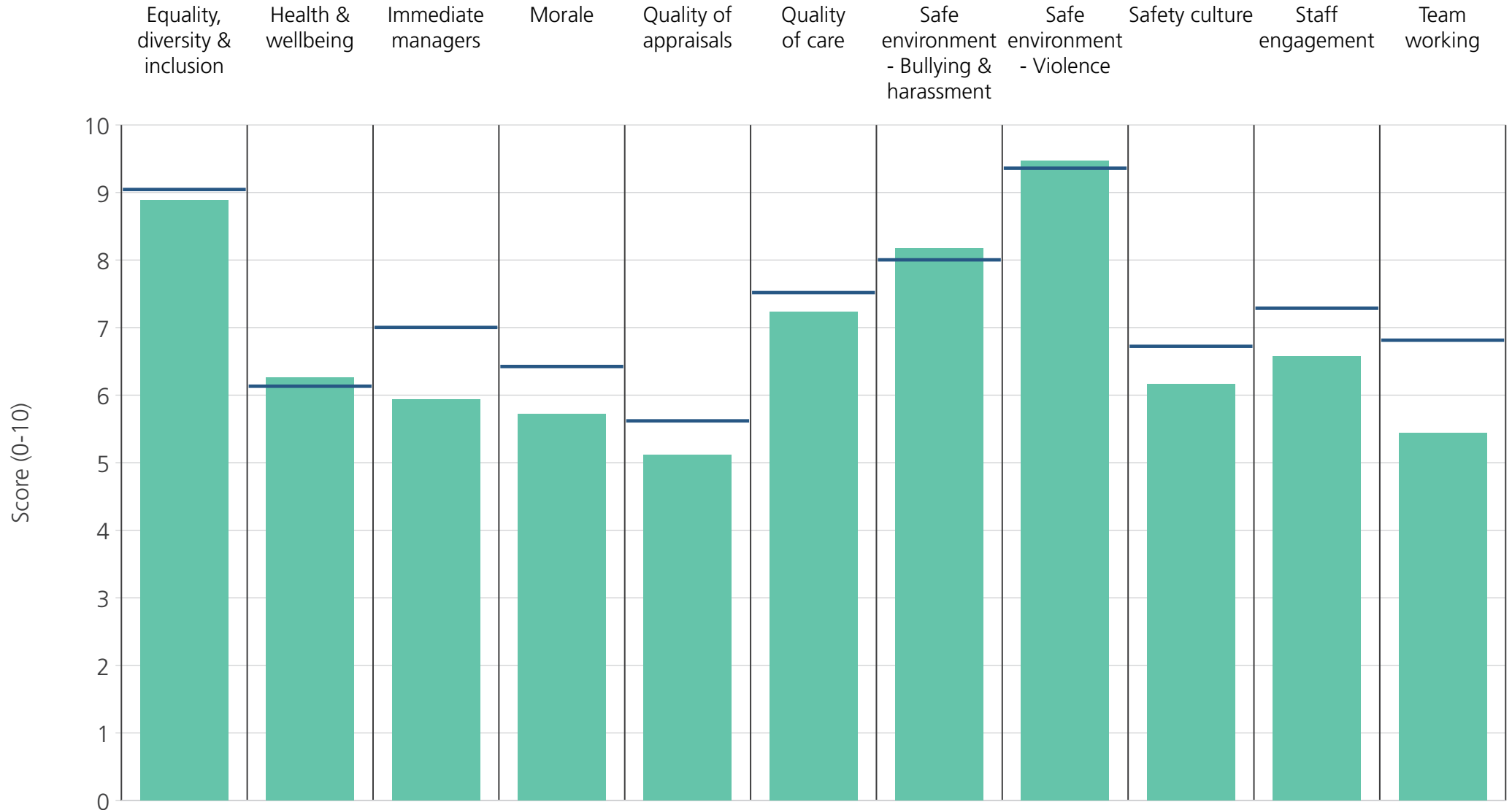


<b>Directorate</b>	9.3	6.3	7.0	6.3	5.1	7.3	8.5	9.9	6.5	7.1	6.6
<b>Your org</b>	9.0	6.1	7.0	6.4	5.6	7.5	8.0	9.4	6.7	7.3	6.8
<b>Responses</b>	948	952	951	946	846	621	944	949	949	957	941

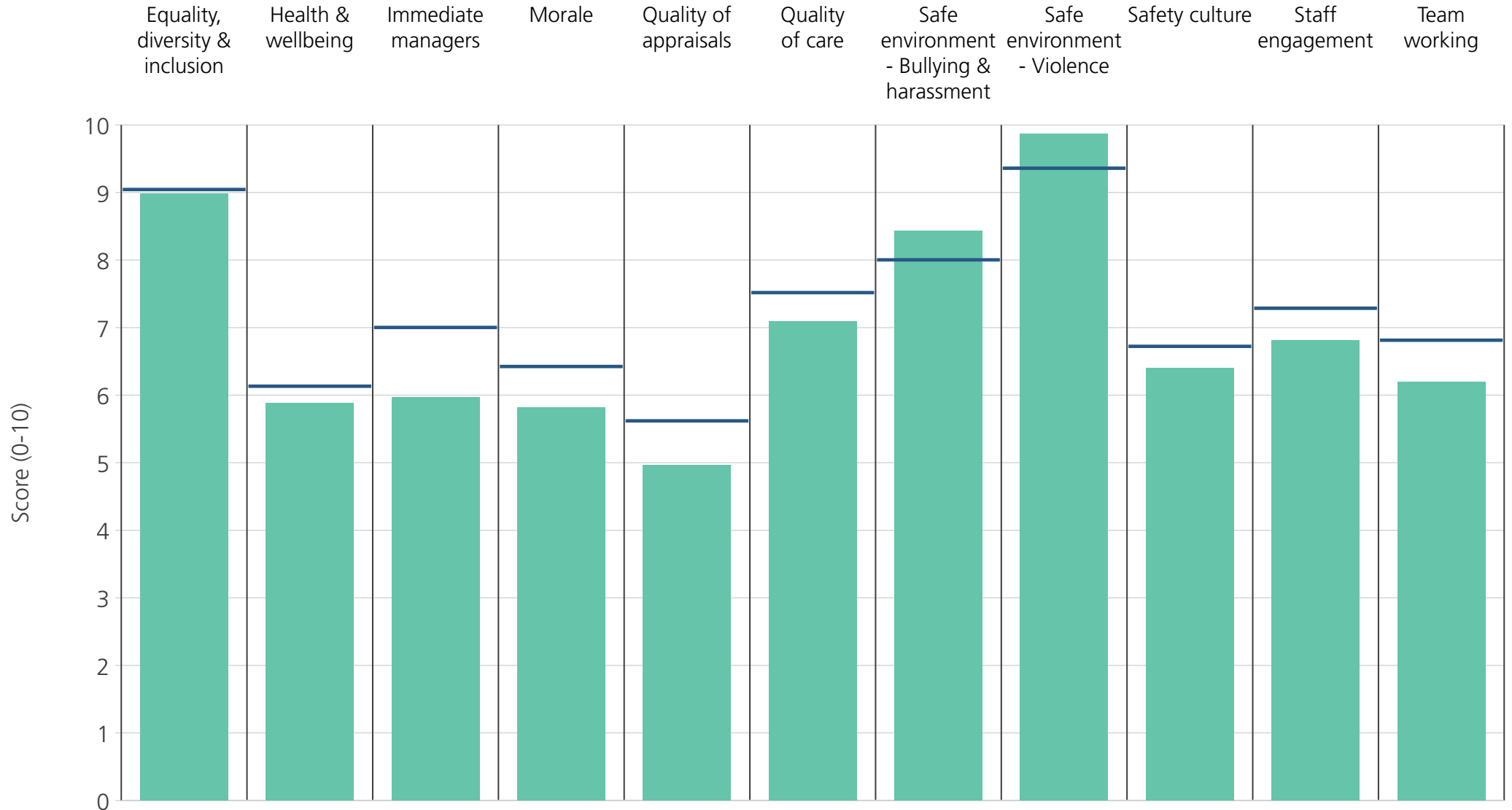


<b>Directorate</b>	9.5	6.7	7.6	6.9	6.4	7.7	8.5	9.6	7.0	7.8	7.6
<b>Your org</b>	9.0	6.1	7.0	6.4	5.6	7.5	8.0	9.4	6.7	7.3	6.8
<b>Responses</b>	286	288	290	282	267	288	288	284	287	290	286

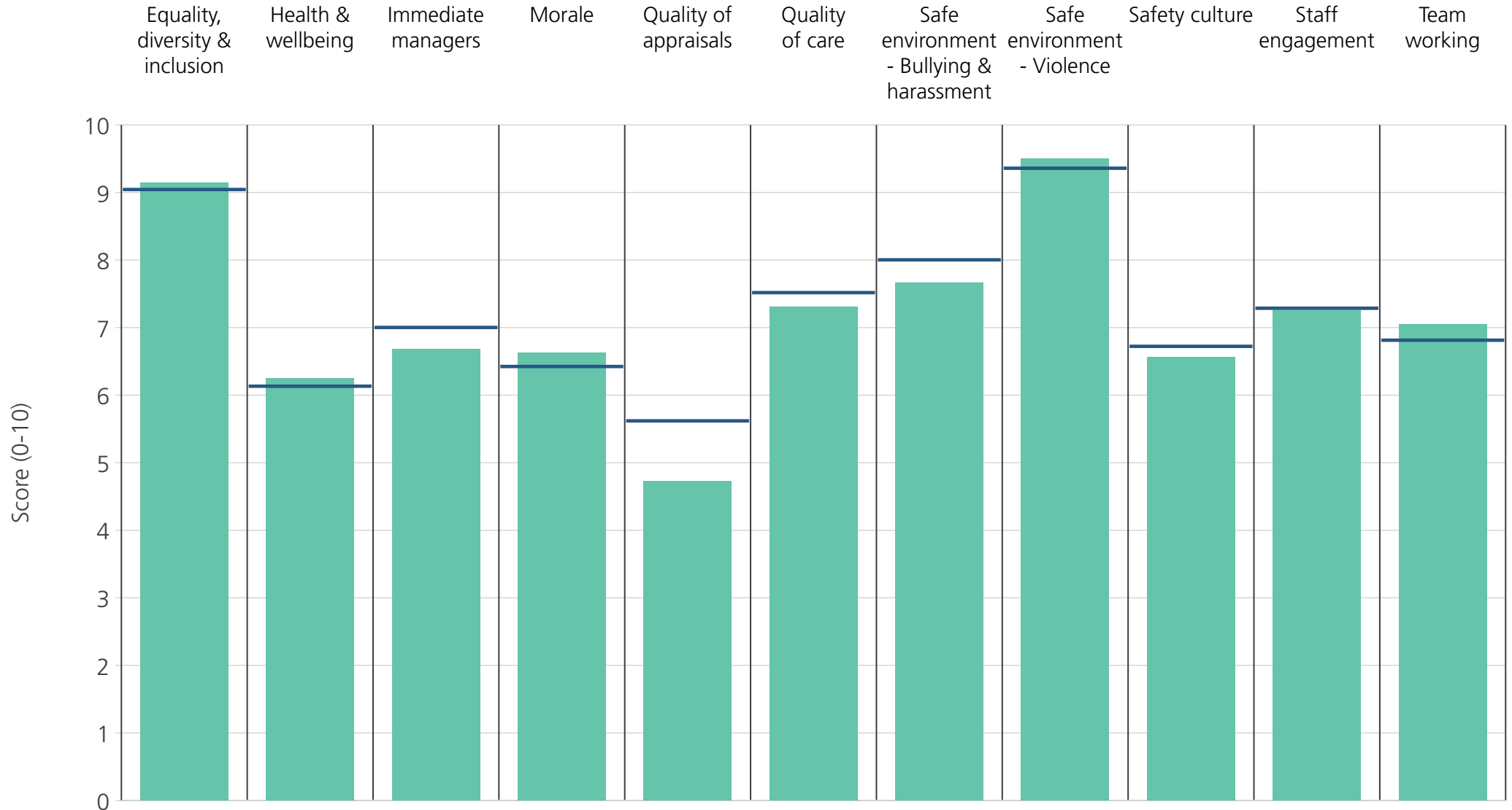




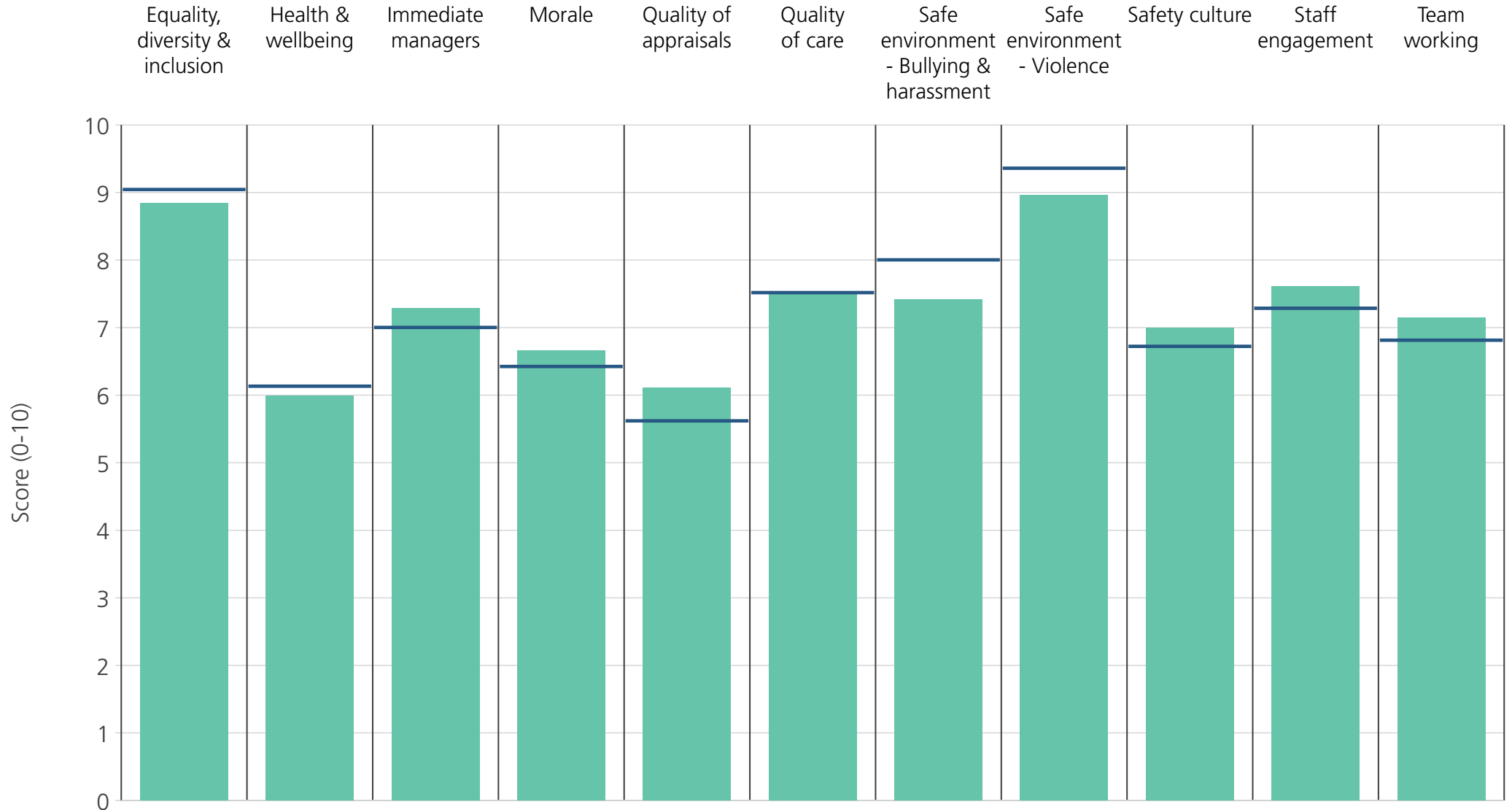
<b>Directorate</b>	8.9	6.3	5.9	5.7	5.1	7.2	8.2	9.5	6.2	6.6	5.4
<b>Your org</b>	9.0	6.1	7.0	6.4	5.6	7.5	8.0	9.4	6.7	7.3	6.8
<b>Responses</b>	281	280	283	277	226	225	272	272	276	289	287



<b>Directorate</b>	9.0	5.9	6.0	5.8	5.0	7.1	8.4	9.9	6.4	6.8	6.2
<b>Your org</b>	9.0	6.1	7.0	6.4	5.6	7.5	8.0	9.4	6.7	7.3	6.8
<b>Responses</b>	124	126	125	120	119	105	122	123	126	125	123



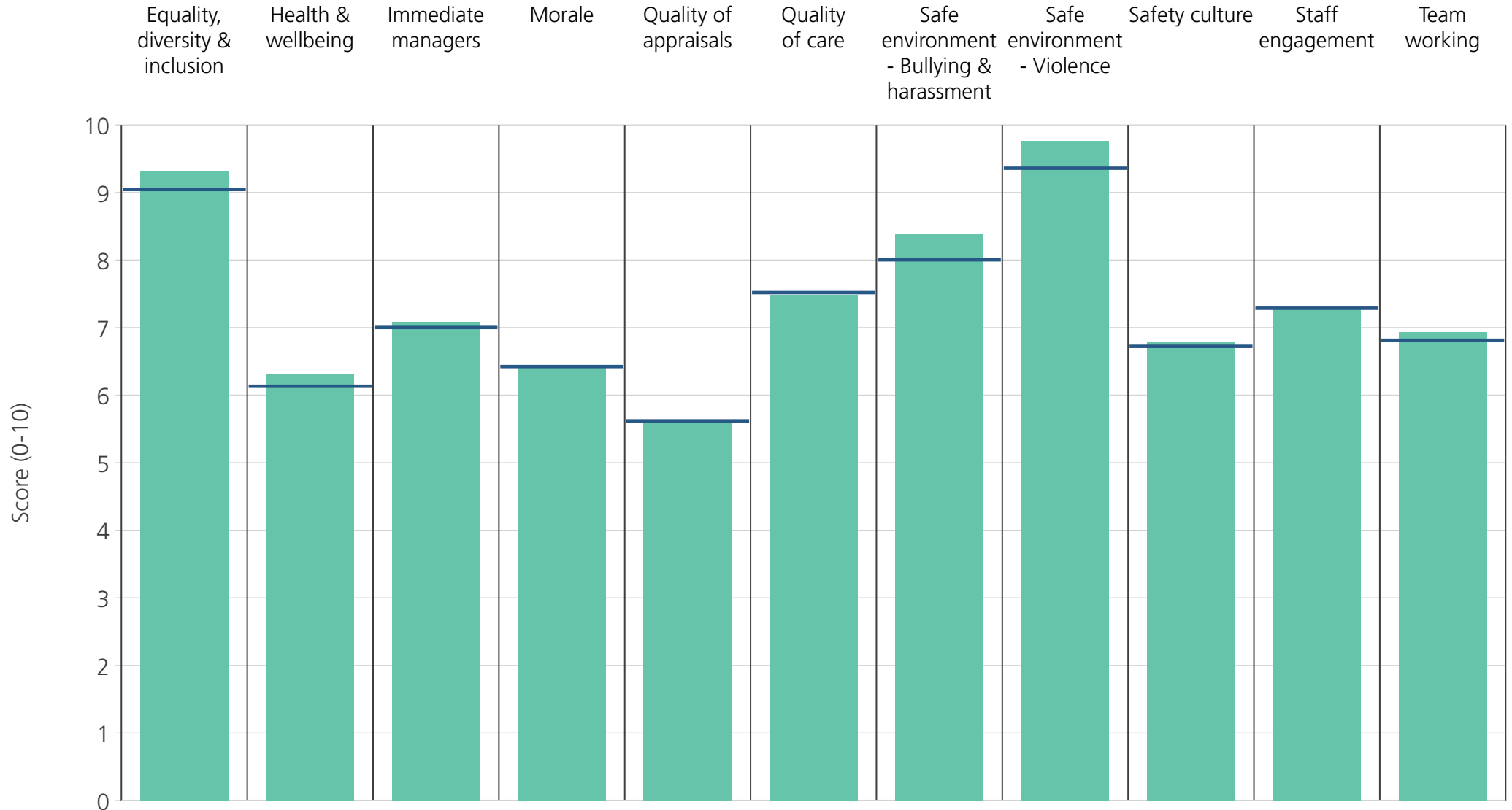
<b>Directorate</b>	9.1	6.2	6.7	6.6	4.7	7.3	7.7	9.5	6.6	7.3	7.0
<b>Your org</b>	9.0	6.1	7.0	6.4	5.6	7.5	8.0	9.4	6.7	7.3	6.8
<b>Responses</b>	271	272	274	268	244	277	271	271	272	278	276



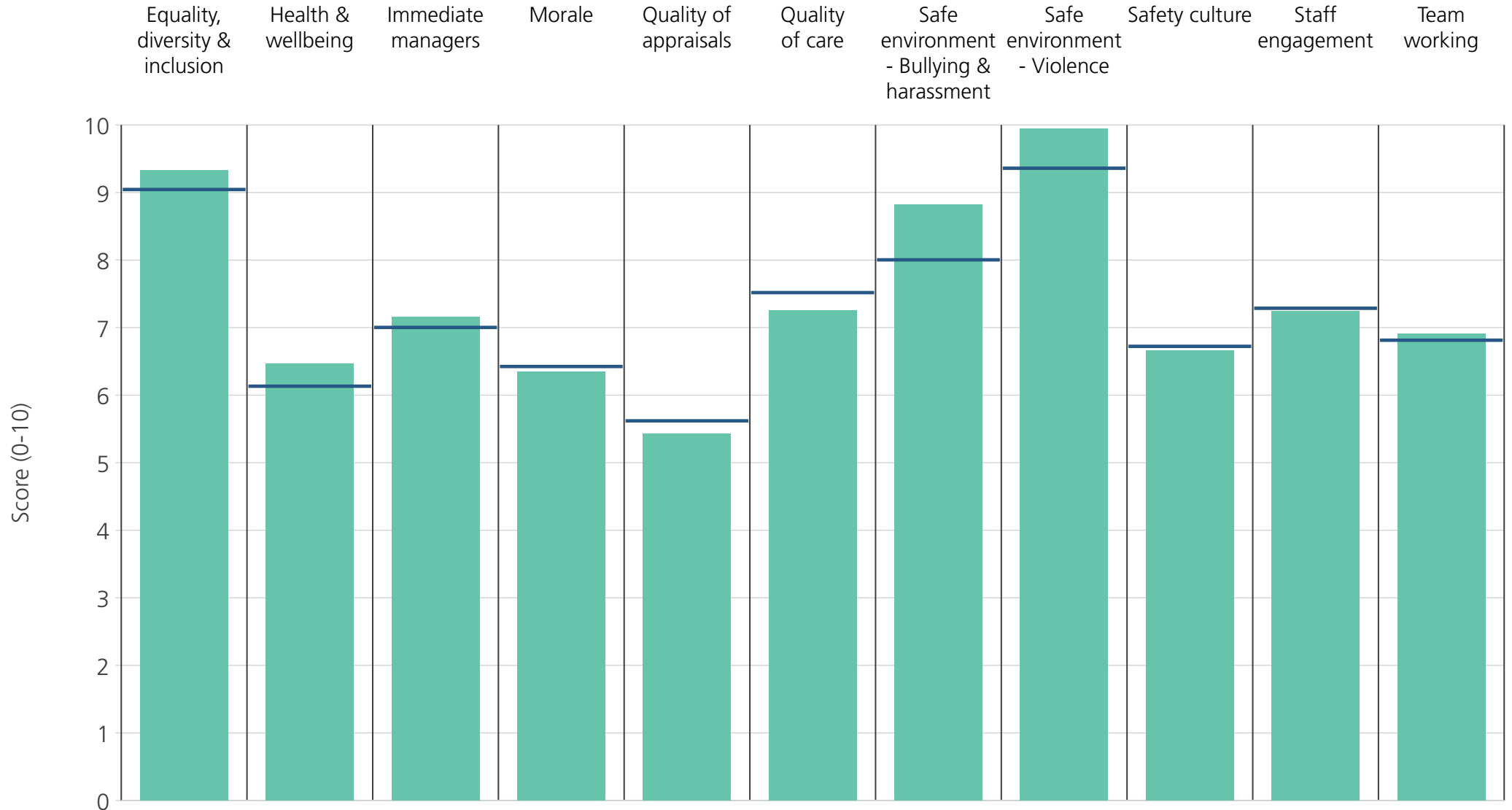
<b>Directorate</b>	8.8	6.0	7.3	6.7	6.1	7.5	7.4	9.0	7.0	7.6	7.1
<b>Your org</b>	9.0	6.1	7.0	6.4	5.6	7.5	8.0	9.4	6.7	7.3	6.8
<b>Responses</b>	1002	1005	1010	993	940	1003	1009	1004	1009	1009	1003

# Directorates 2

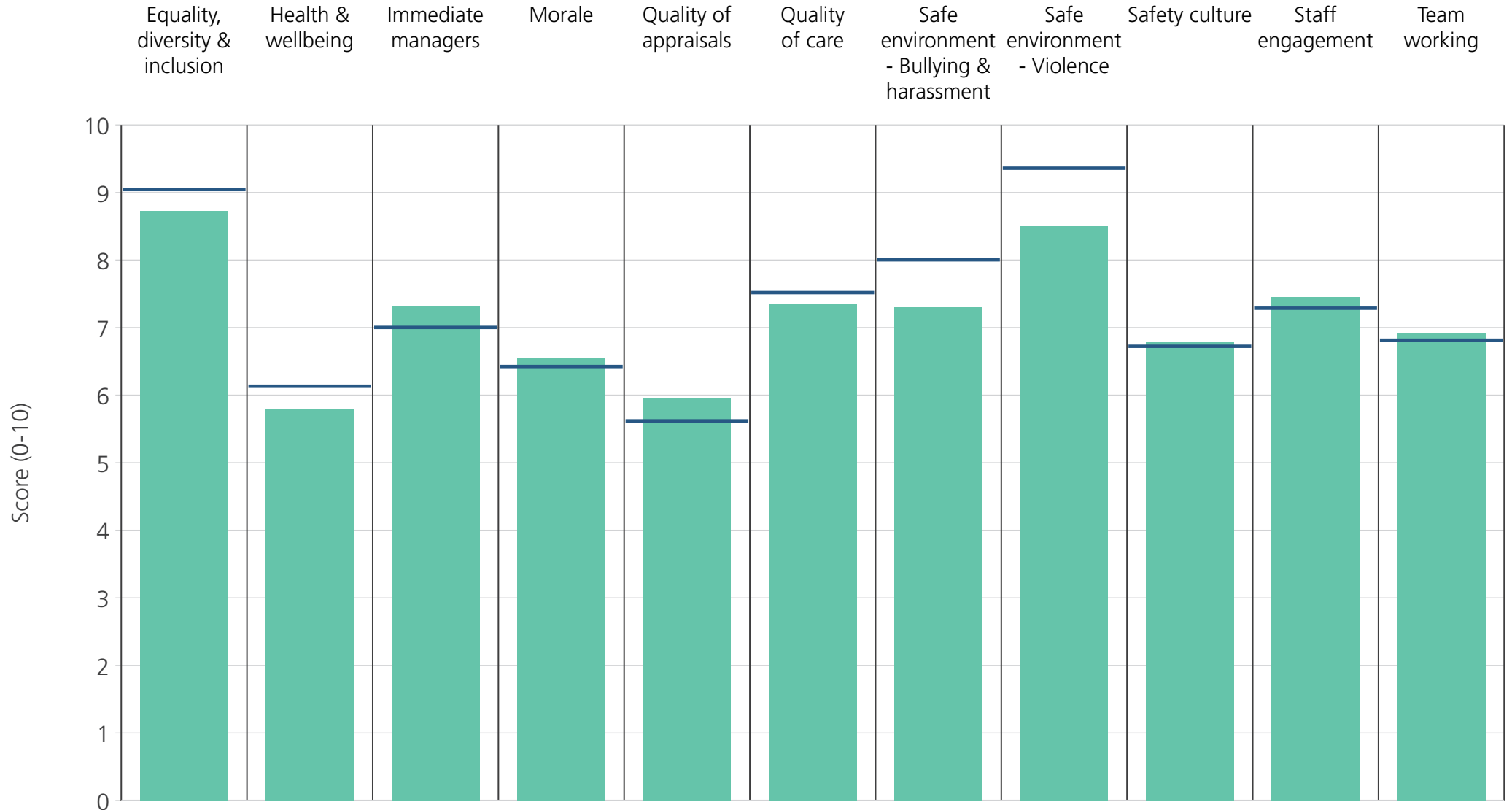
Western Sussex Hospitals NHS Foundation Trust  
2019 NHS Staff Survey Results



<b>Directorate</b>	9.3	6.3	7.1	6.4	5.6	7.5	8.4	9.8	6.8	7.3	6.9
<b>Your org</b>	9.0	6.1	7.0	6.4	5.6	7.5	8.0	9.4	6.7	7.3	6.8
<b>Responses</b>	1013	1023	1026	1005	935	958	1013	1011	1021	1029	1015

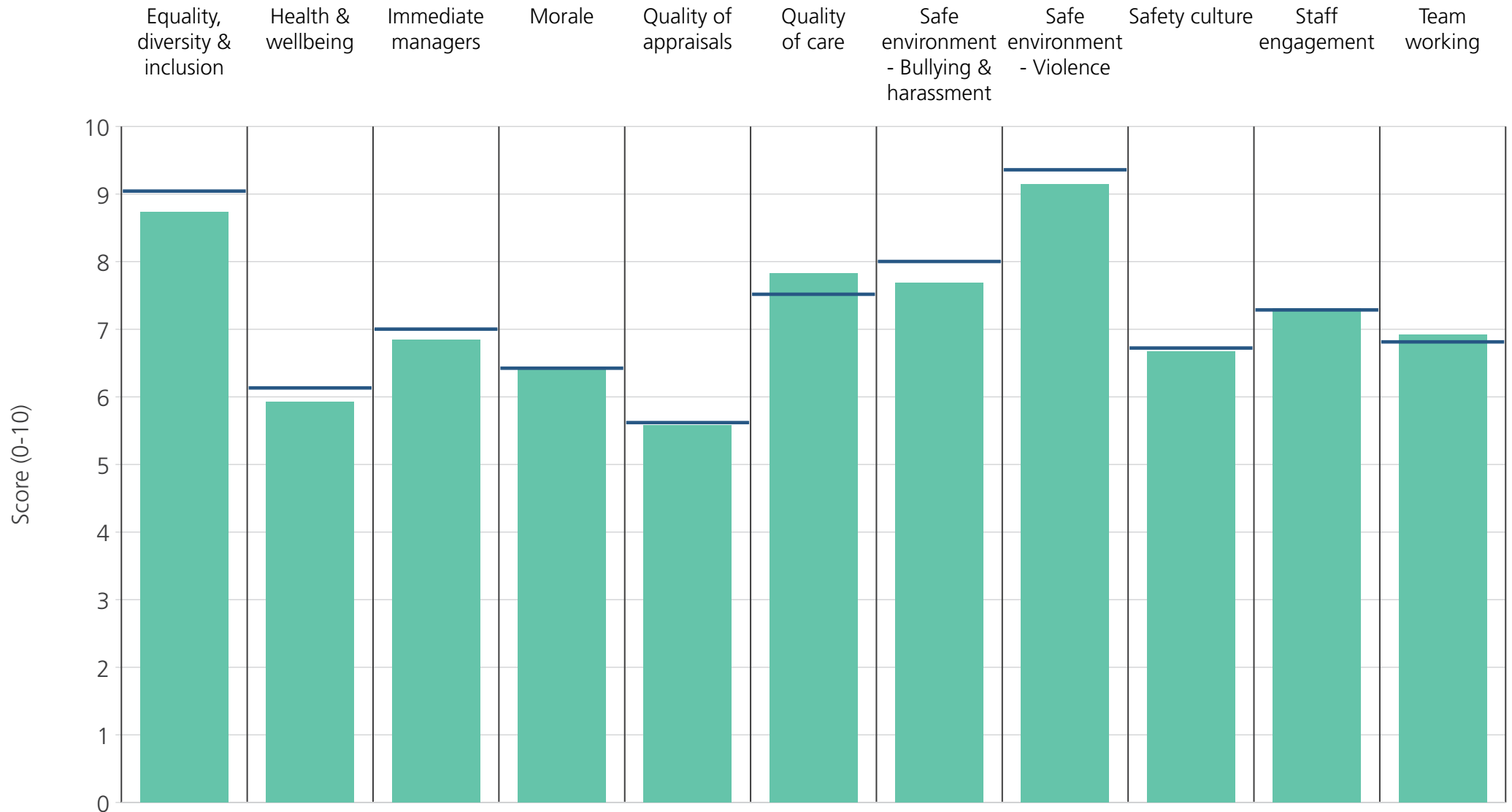


<b>Directorate</b>	9.3	6.5	7.2	6.4	5.4	7.3	8.8	9.9	6.7	7.2	6.9
<b>Your org</b>	9.0	6.1	7.0	6.4	5.6	7.5	8.0	9.4	6.7	7.3	6.8
<b>Responses</b>	498	500	496	497	450	275	496	495	499	501	495

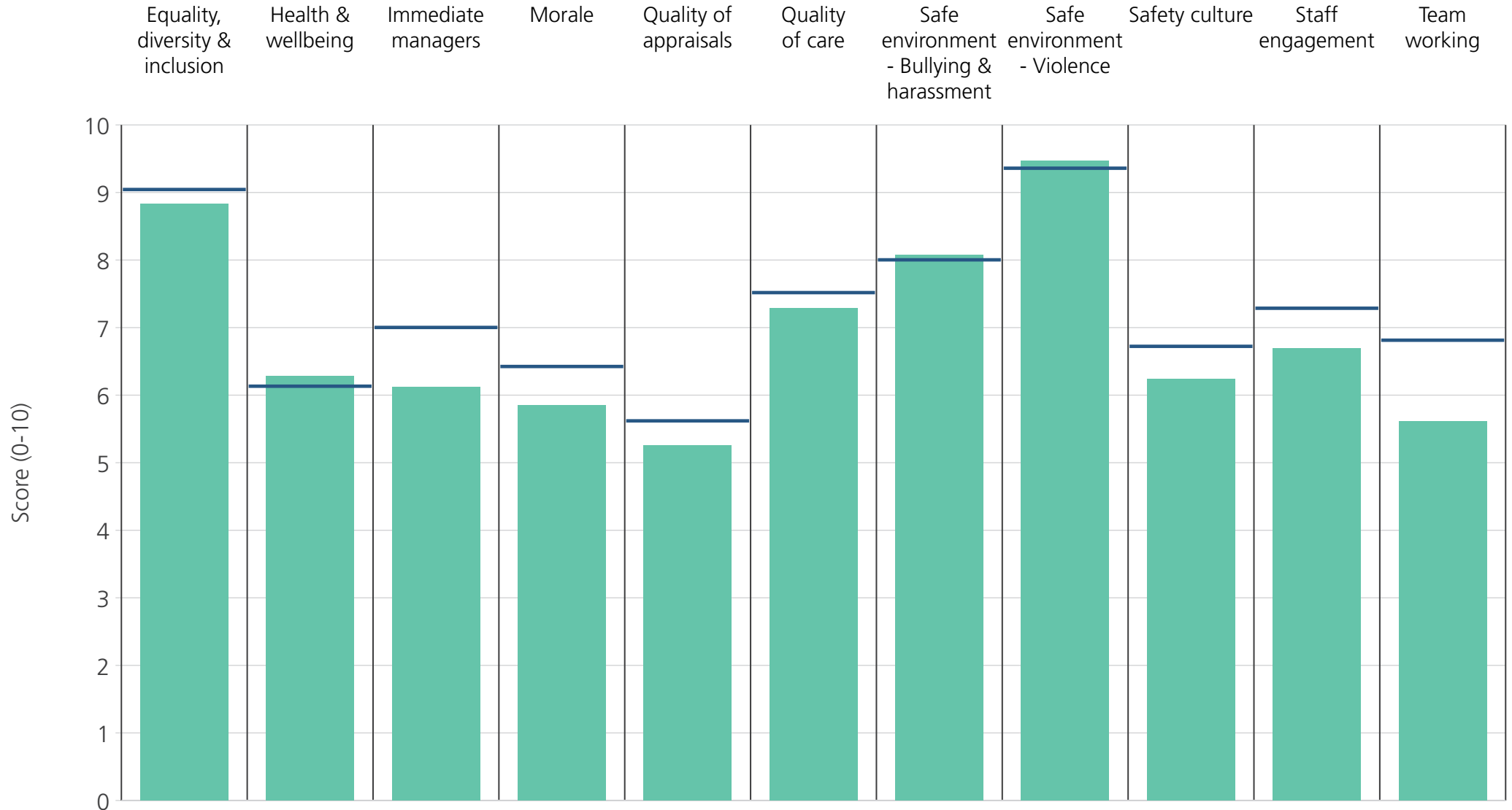


<b>Directorate</b>	8.7	5.8	7.3	6.5	6.0	7.3	7.3	8.5	6.8	7.4	6.9
<b>Your org</b>	9.0	6.1	7.0	6.4	5.6	7.5	8.0	9.4	6.7	7.3	6.8
<b>Responses</b>	828	829	830	816	747	798	828	826	827	832	825

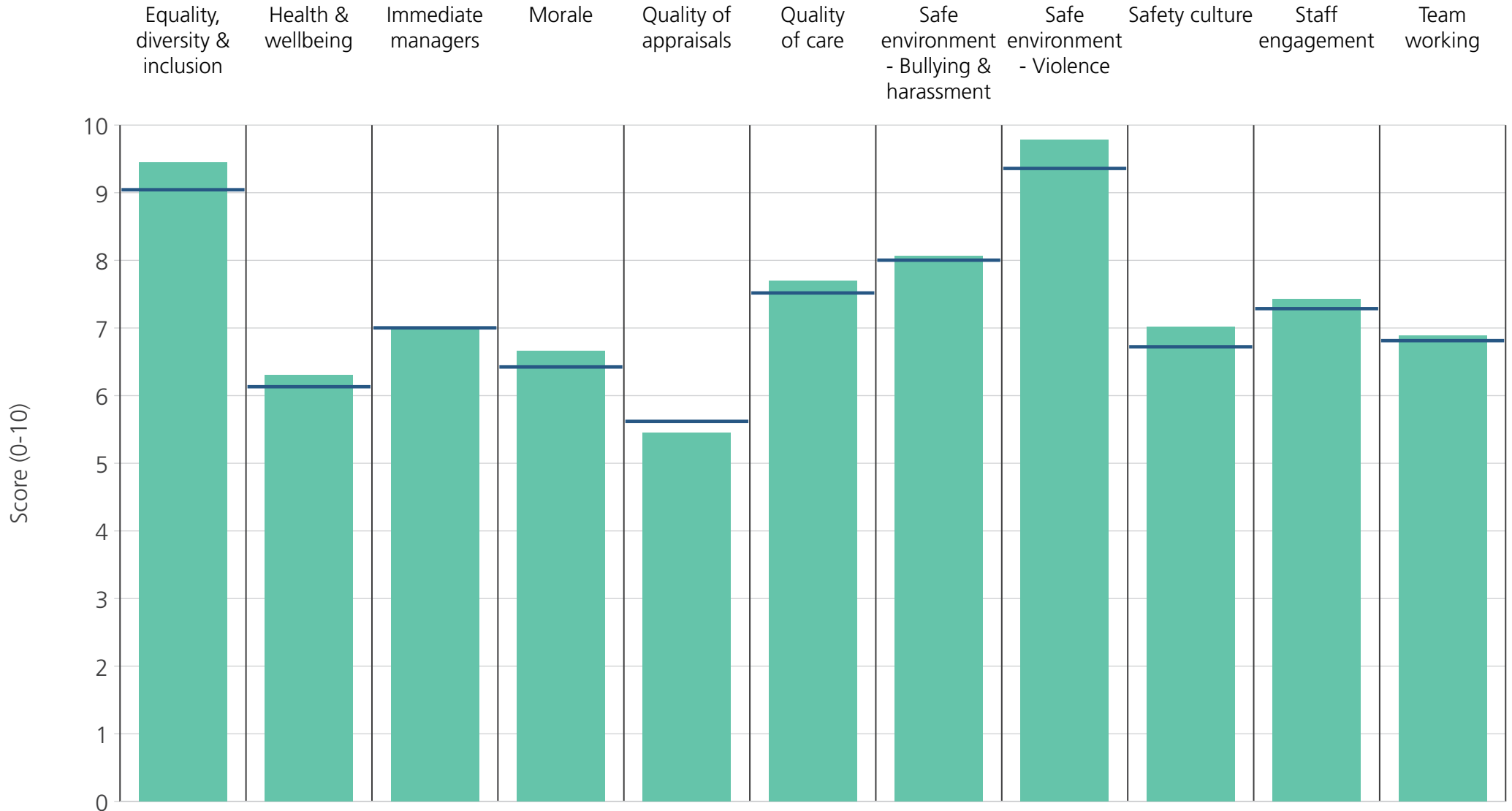




<b>Directorate</b>	8.7	5.9	6.8	6.4	5.6	7.8	7.7	9.1	6.7	7.3	6.9
<b>Your org</b>	9.0	6.1	7.0	6.4	5.6	7.5	8.0	9.4	6.7	7.3	6.8
<b>Responses</b>	785	788	790	777	702	755	782	786	789	794	788



<b>Directorate</b>	8.8	6.3	6.1	5.9	5.3	7.3	8.1	9.5	6.2	6.7	5.6
<b>Your org</b>	9.0	6.1	7.0	6.4	5.6	7.5	8.0	9.4	6.7	7.3	6.8
<b>Responses</b>	295	295	300	291	240	234	287	287	292	304	301



<b>Directorate</b>	9.4	6.3	7.0	6.7	5.4	7.7	8.1	9.8	7.0	7.4	6.9
<b>Your org</b>	9.0	6.1	7.0	6.4	5.6	7.5	8.0	9.4	6.7	7.3	6.8
<b>Responses</b>	384	383	385	382	361	368	383	382	384	386	383