

# Bedfordshire Hospitals NHS Foundation Trust

2020 NHS Staff Survey

**Directorate Report**

**Contents**

Introduction . . . . .	3	Grp X - Research . . . . .	25
Themes – Directorates 1 . . . . .	4	Ops Centre . . . . .	26
Bedford . . . . .	5	Patient Access . . . . .	27
Luton and Dunstable . . . . .	6		
Themes – Directorates 2 . . . . .	7		
Corporate . . . . .	8		
Grp 1 - Theatres, Anaesthetics and Critical Care . . . . .	9		
Grp 10 - Children's Services . . . . .	10		
Grp 11 - Cancer and Palliative Care Services . . . . .	11		
Grp 12 - Pharmacy . . . . .	12		
Grp 13 - Imaging . . . . .	13		
Grp 14 - Therapies . . . . .	14		
Grp 15 - Pathology . . . . .	15		
Grp 2 - General Surgery and Gastroenterology . . . . .	16		
Grp 3 - T&O, Vascular, Urology and Breast . . . . .	17		
Grp 4a - ENT and OMFS . . . . .	18		
Grp 4b - Ophthalmology, Dermatology, Plastics and Outpatients . . . . .	19		
Grp 5 - Medicine A Respiratory, Cardiology, Stroke and Neurology . . . . .	20		
Grp 6 - Medicine B Diabetes, Rheumatology, Renal and Clinical Haematology . . . . .	21		
Grp 7 - Care of the Elderly and Frailty . . . . .	22		
Grp 8 - Acute and Emergency Services . . . . .	23		
Grp 9 - Women's Health and Sexual Health . . . . .	24		

This directorate report for Bedfordshire Hospitals NHS Foundation Trust contains results by directorate for themes from the 2020 NHS Staff Survey. These results are compared to the unweighted average for your organisation.

**Please note:** It is possible that there are differences between the 'Your org' scores reported in this directorate report and those in the benchmark report. This is because the results in the benchmark report are weighted to allow for fair comparisons between organisations of a similar type. However, in this report comparisons are made within your organisation so the unweighted organisation result is a more appropriate point of comparison.

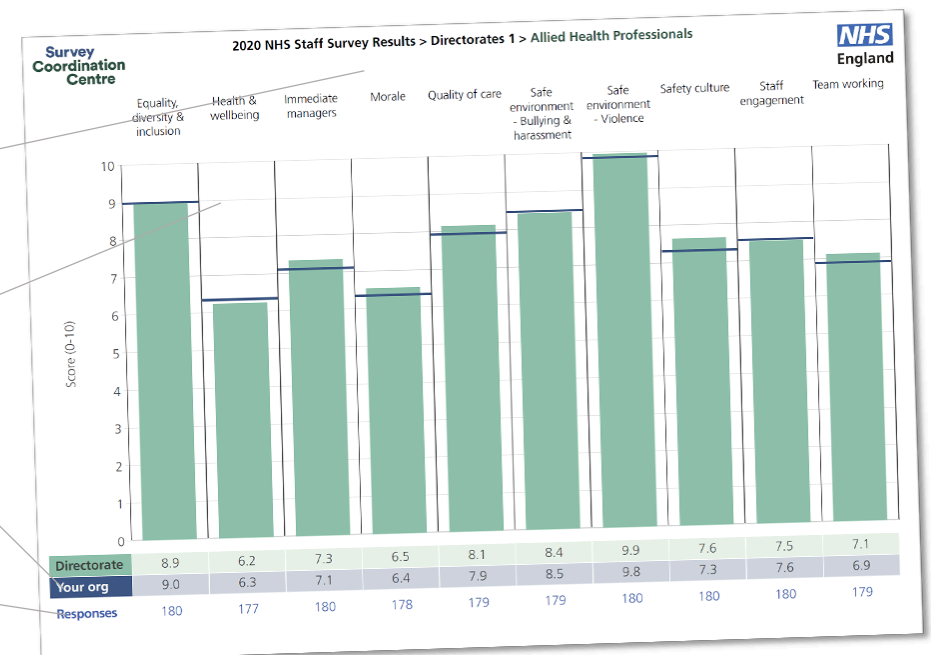
The directorate breakdowns used in this report were provided and defined by Bedfordshire Hospitals NHS Foundation Trust. Details of how the theme scores were calculated are included in the Technical Document, available to download from our [results website](#).

## Key features

Breakdown type and **directorate name** are specified in the header. Black text in the header is hyperlinked: clicking on '2020 NHS Staff Survey Results' navigates back to the contents page.

Directorate results are presented in the context of the (unweighted) **organisation average ('Your org')**, so it is easy to tell if a directorate is performing better or worse than the organisation average. For all themes, a higher score is a better result than a lower score.

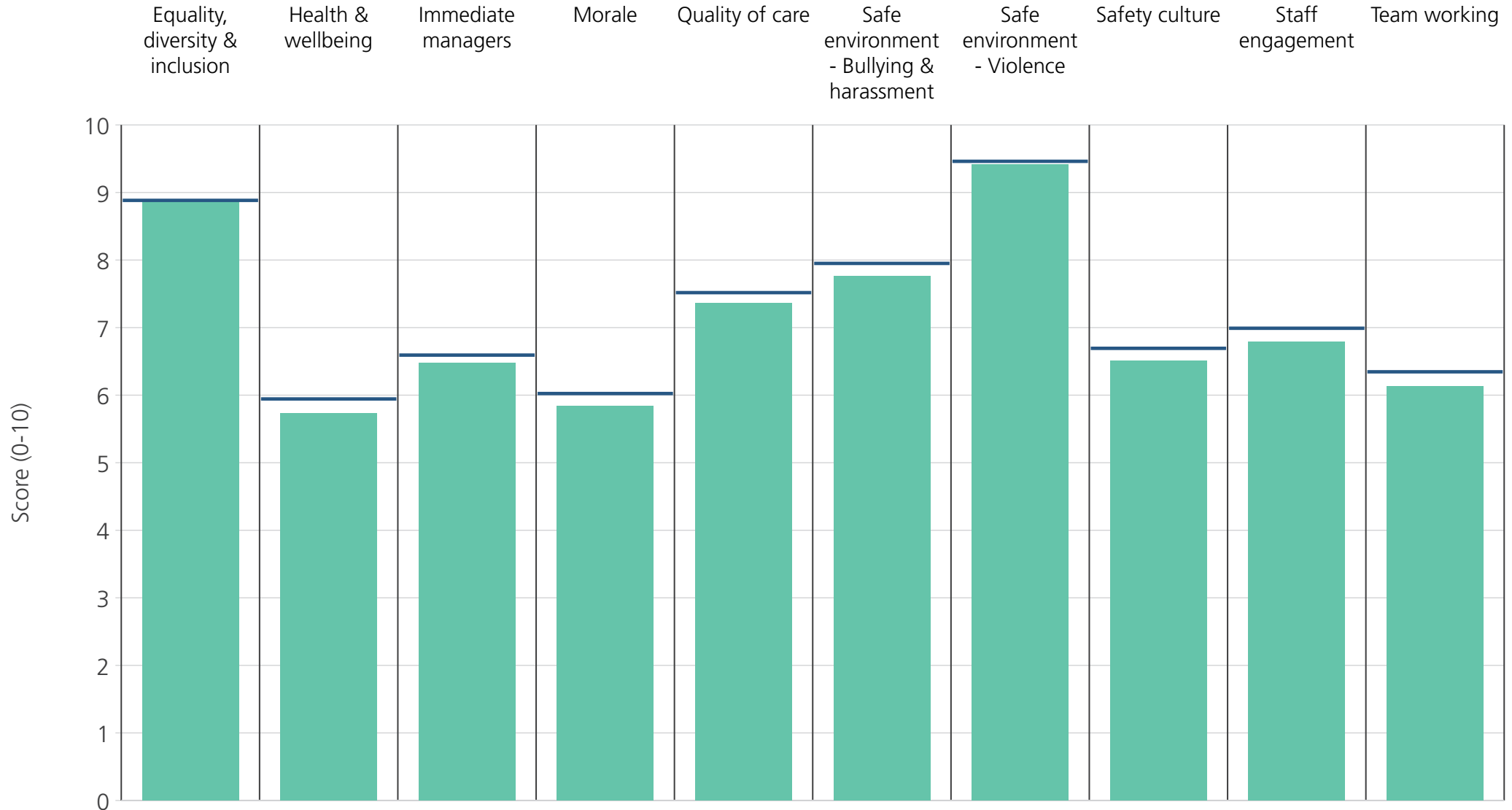
The **number of responses** feeding into each theme score **for the given directorate** is specified below the table containing the directorate and trust scores.



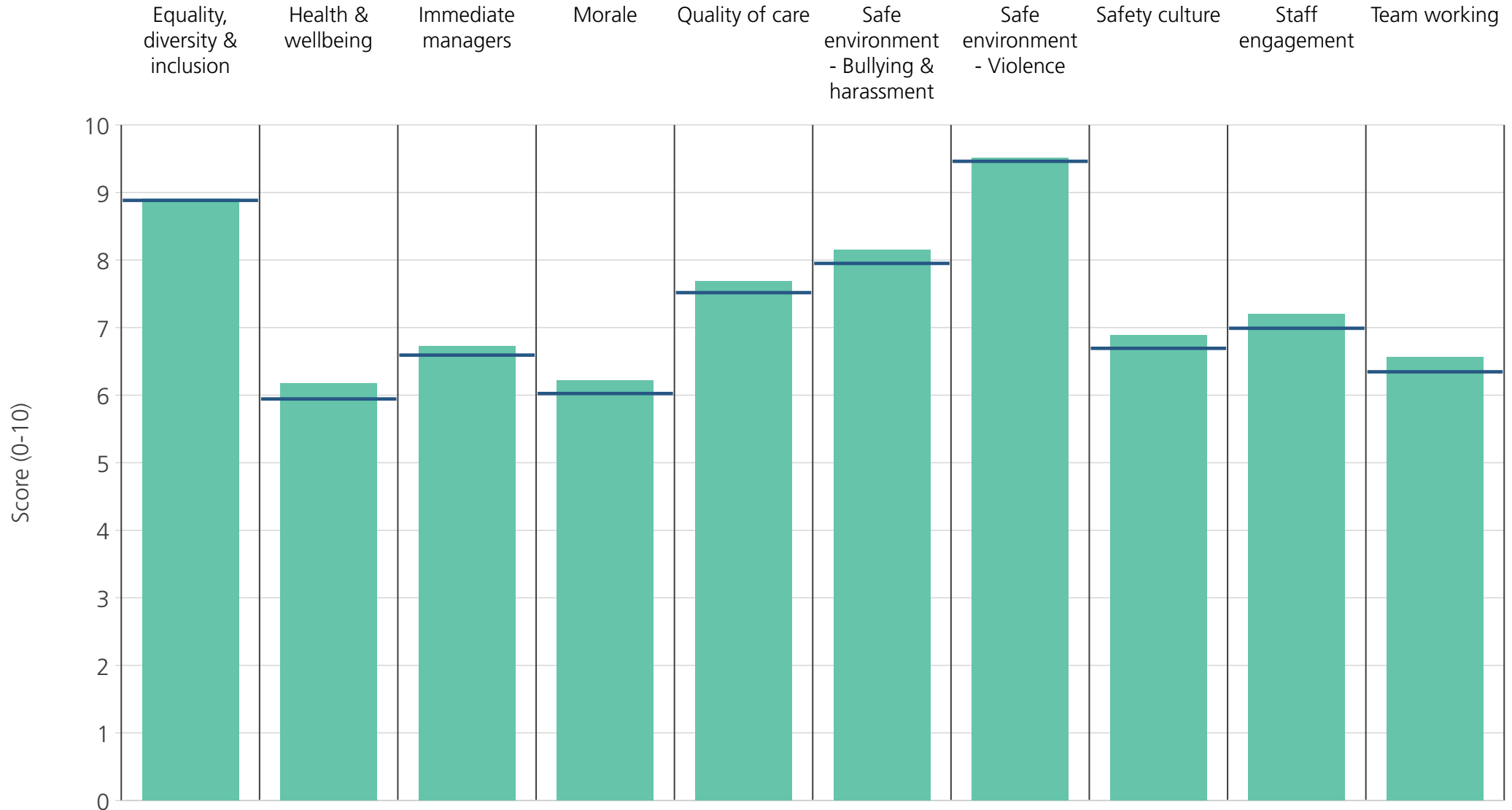
**! Note:** when there are less than 11 responses in a group, results are suppressed to protect staff confidentiality

# Directorates 1

Bedfordshire Hospitals NHS Foundation Trust  
2020 NHS Staff Survey Results

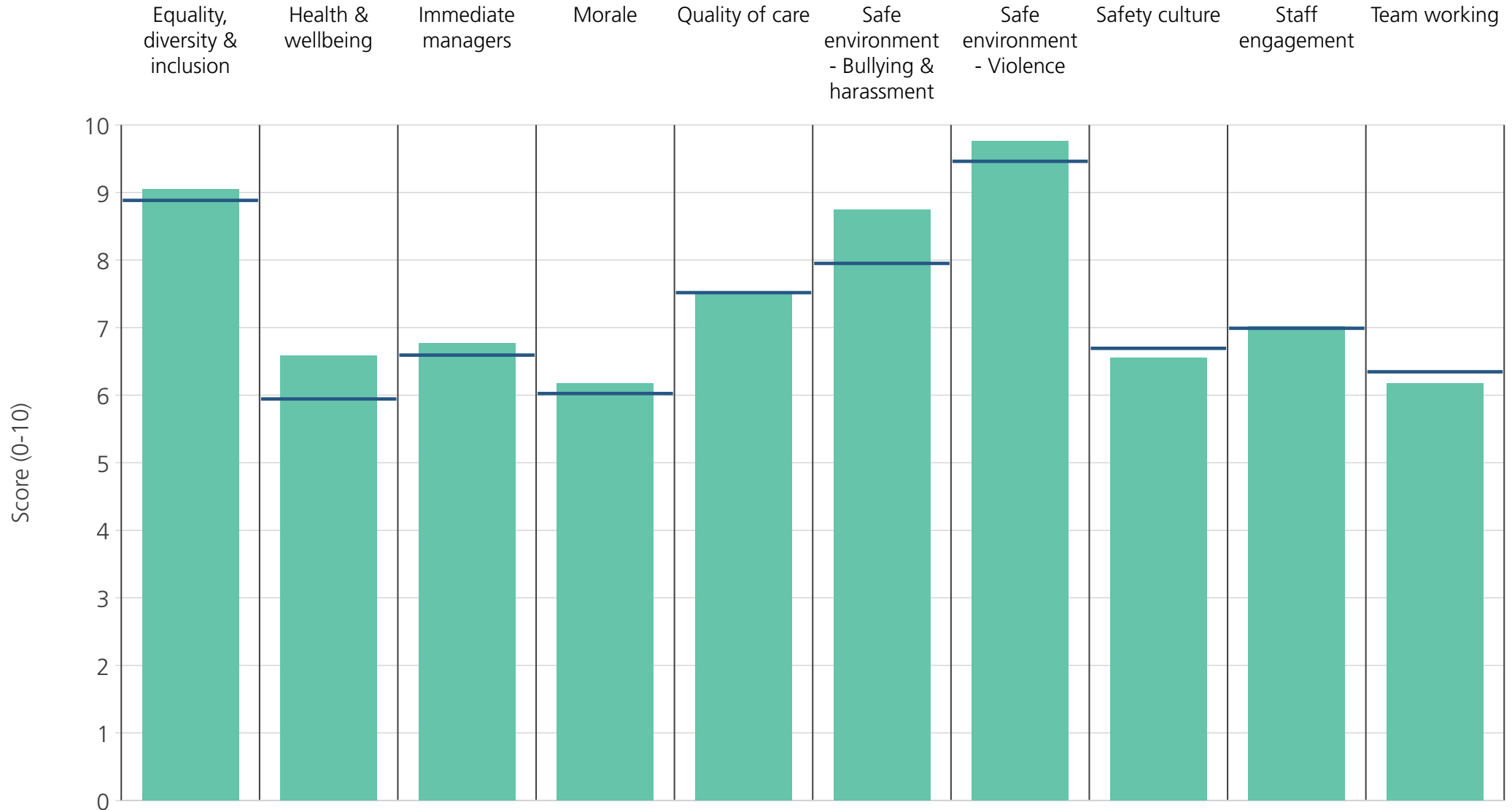


<b>Directorate</b>	8.9	5.7	6.5	5.8	7.4	7.8	9.4	6.5	6.8	6.1
<b>Your org</b>	8.9	5.9	6.6	6.0	7.5	8.0	9.5	6.7	7.0	6.3
<b>Responses</b>	1282	1289	1291	1265	1174	1233	1282	1279	1303	1277



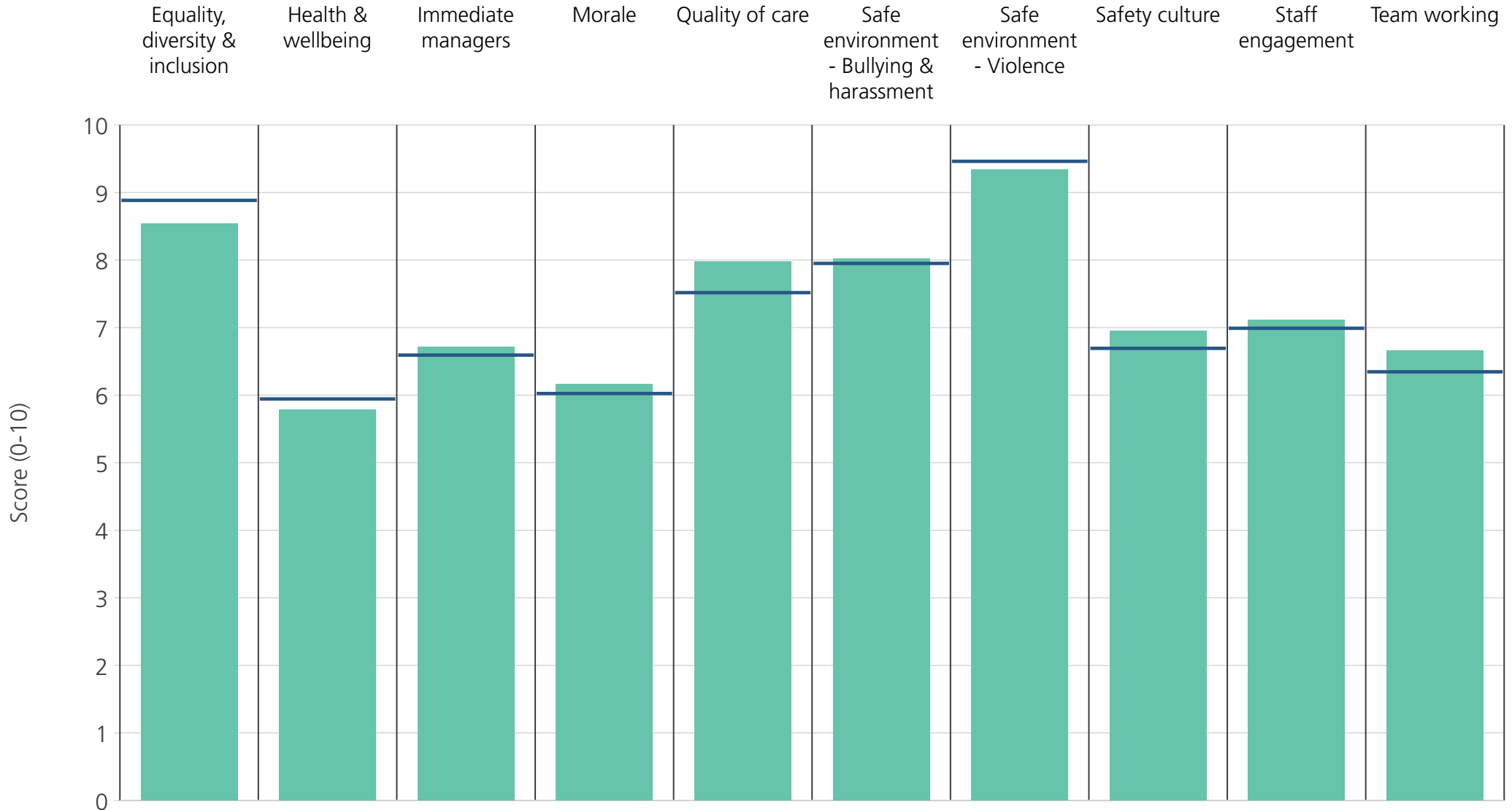
<b>Directorate</b>	8.9	6.2	6.7	6.2	7.7	8.1	9.5	6.9	7.2	6.6
<b>Your org</b>	8.9	5.9	6.6	6.0	7.5	8.0	9.5	6.7	7.0	6.3
<b>Responses</b>	1229	1232	1232	1217	1094	1199	1228	1218	1244	1235

# Directorates 2

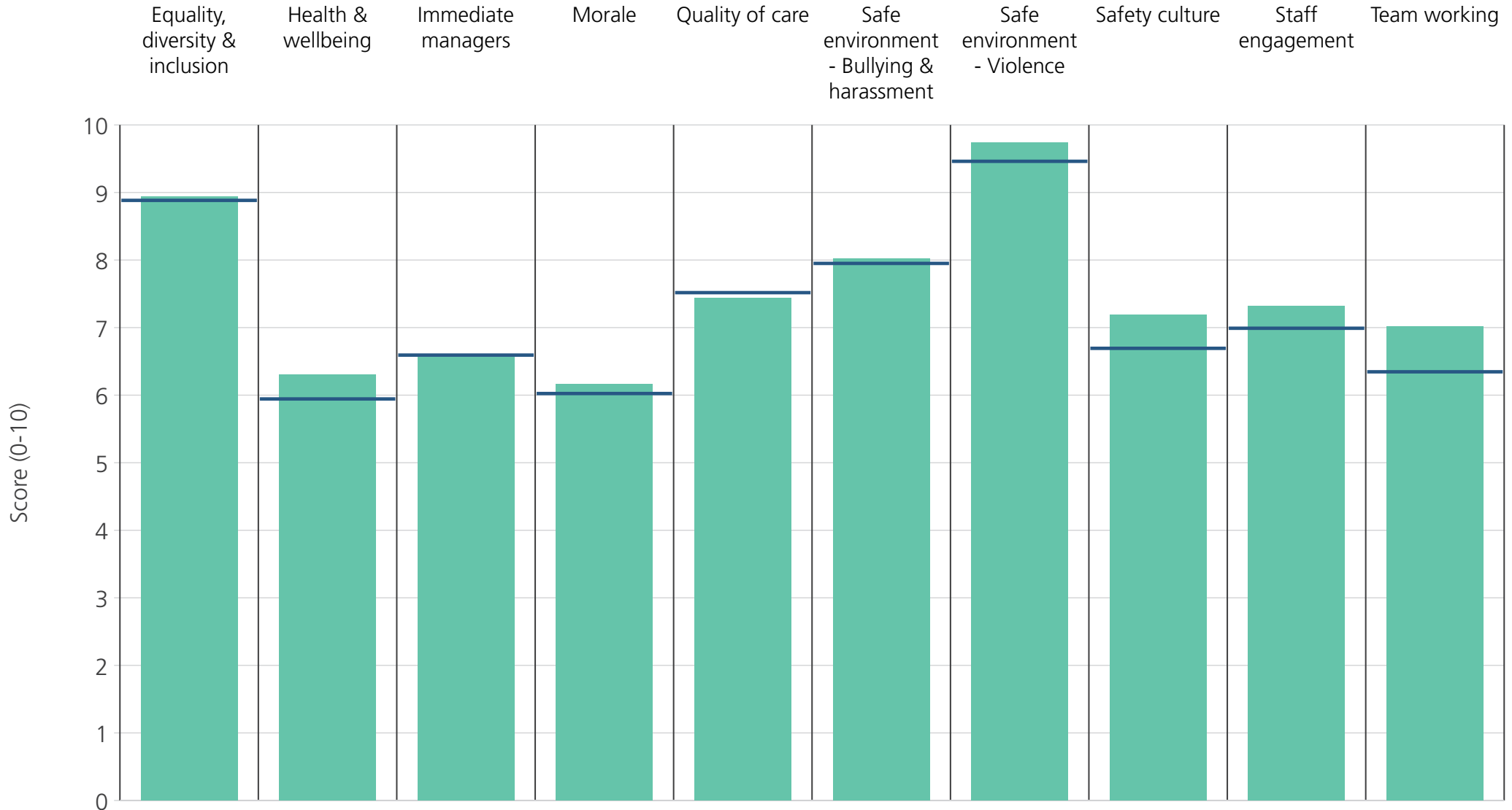


<b>Directorate</b>	9.0	6.6	6.8	6.2	7.5	8.7	9.8	6.6	7.0	6.2
<b>Your org</b>	8.9	5.9	6.6	6.0	7.5	8.0	9.5	6.7	7.0	6.3
<b>Responses</b>	509	510	508	502	329	494	508	505	512	505

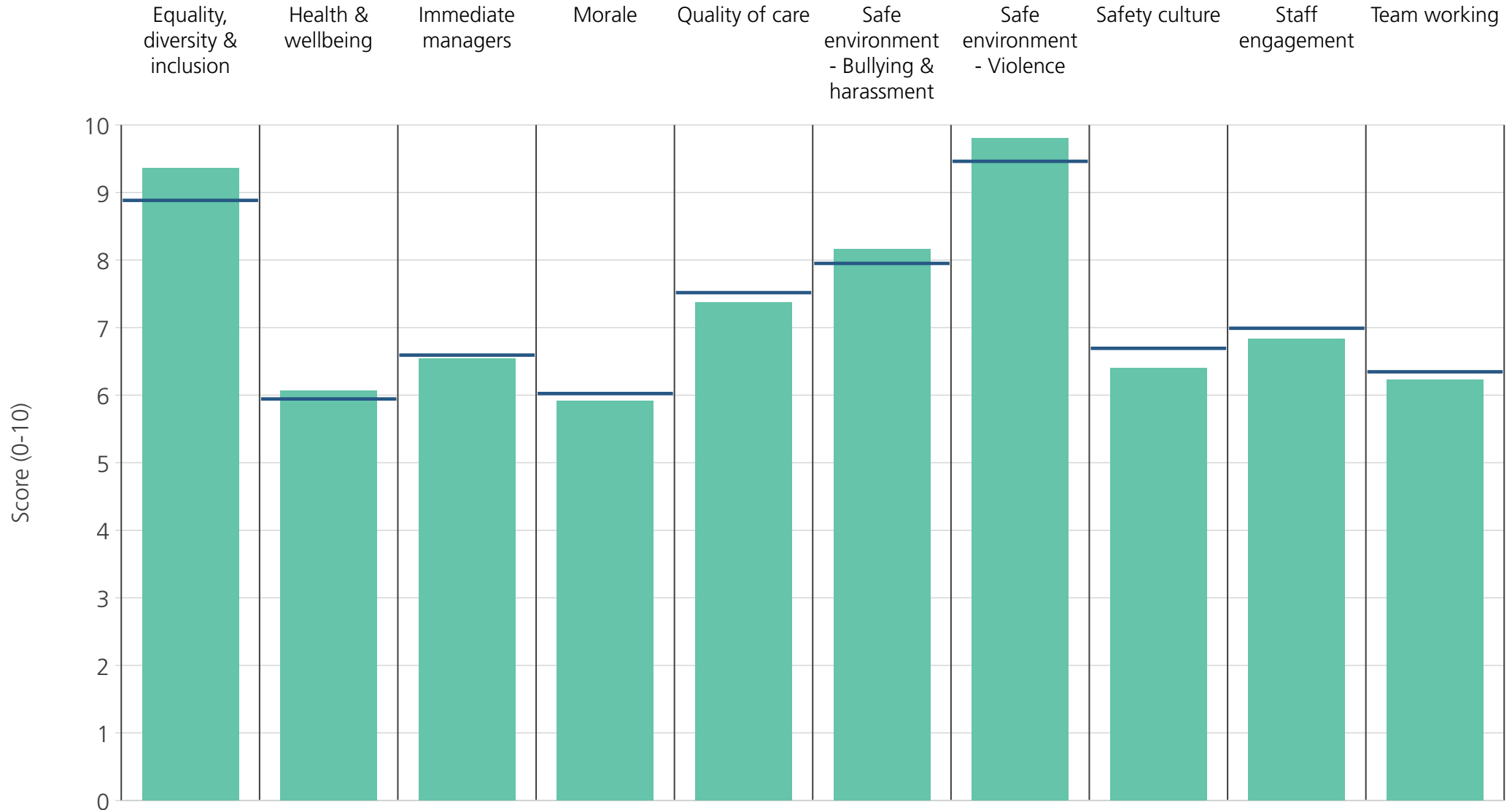




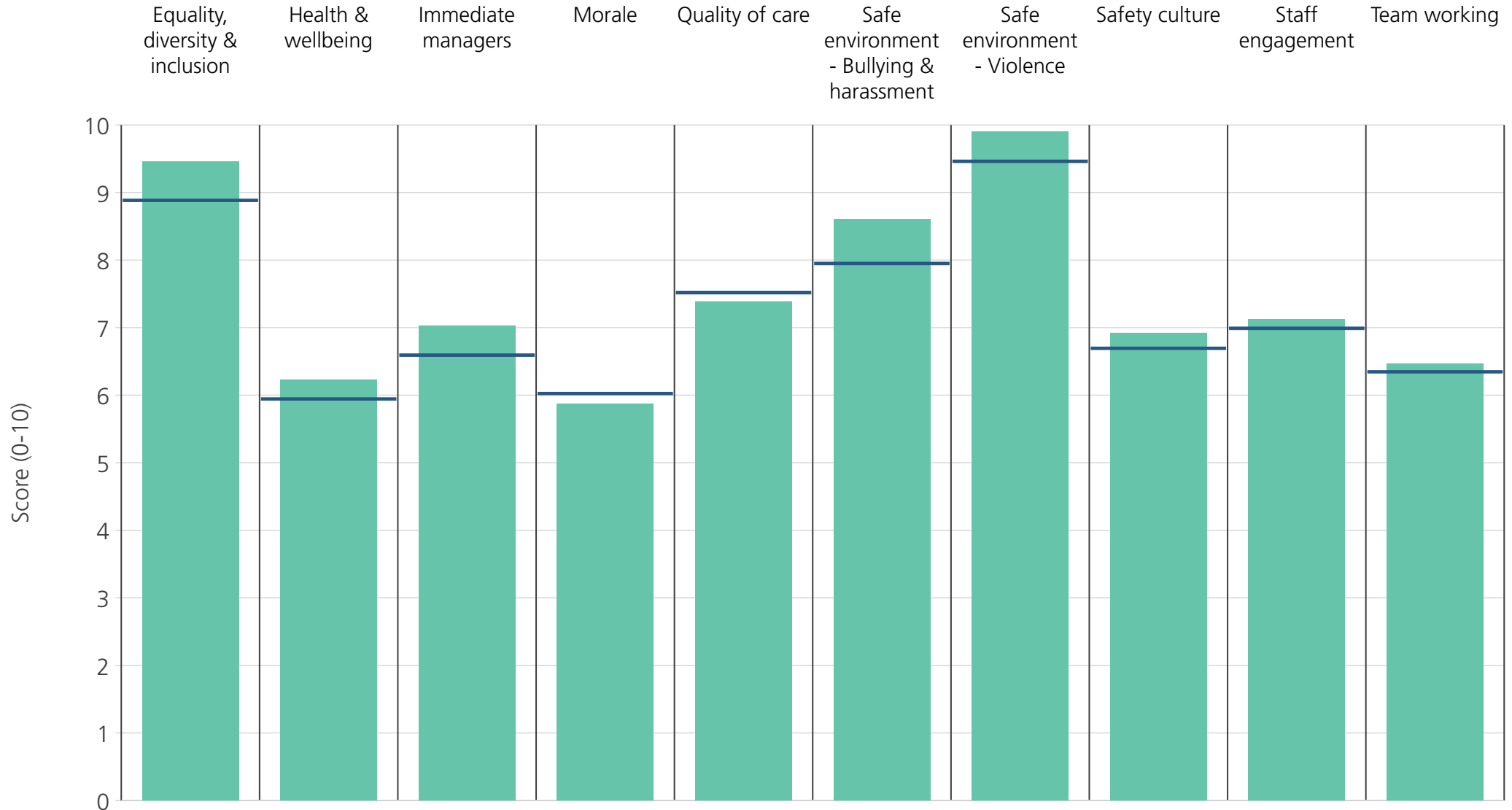
<b>Directorate</b>	8.5	5.8	6.7	6.2	8.0	8.0	9.3	6.9	7.1	6.7
<b>Your org</b>	8.9	5.9	6.6	6.0	7.5	8.0	9.5	6.7	7.0	6.3
<b>Responses</b>	224	226	225	221	222	215	224	223	227	223



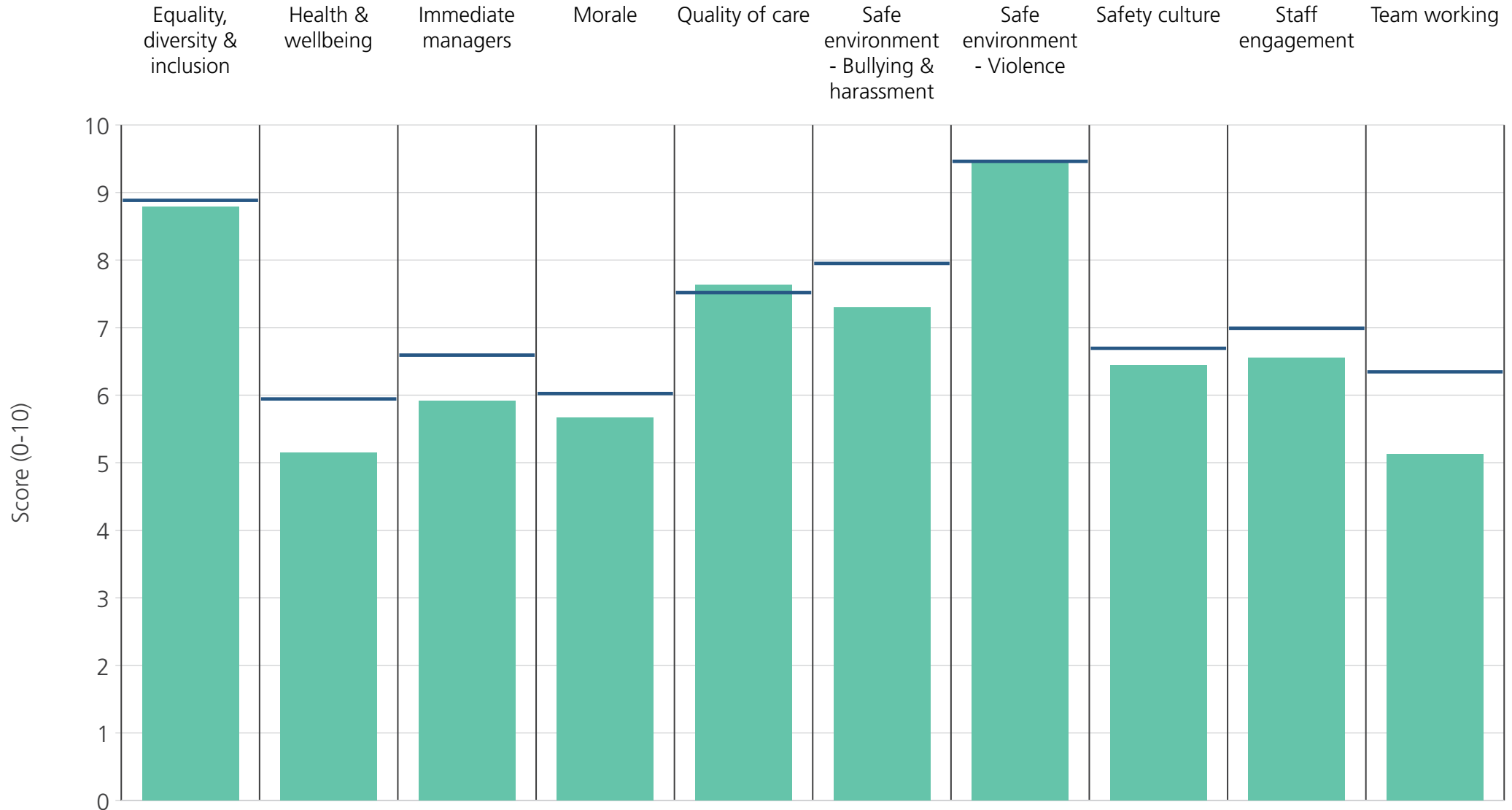
<b>Directorate</b>	8.9	6.3	6.6	6.2	7.4	8.0	9.7	7.2	7.3	7.0
<b>Your org</b>	8.9	5.9	6.6	6.0	7.5	8.0	9.5	6.7	7.0	6.3
<b>Responses</b>	115	115	115	114	114	113	115	114	115	113



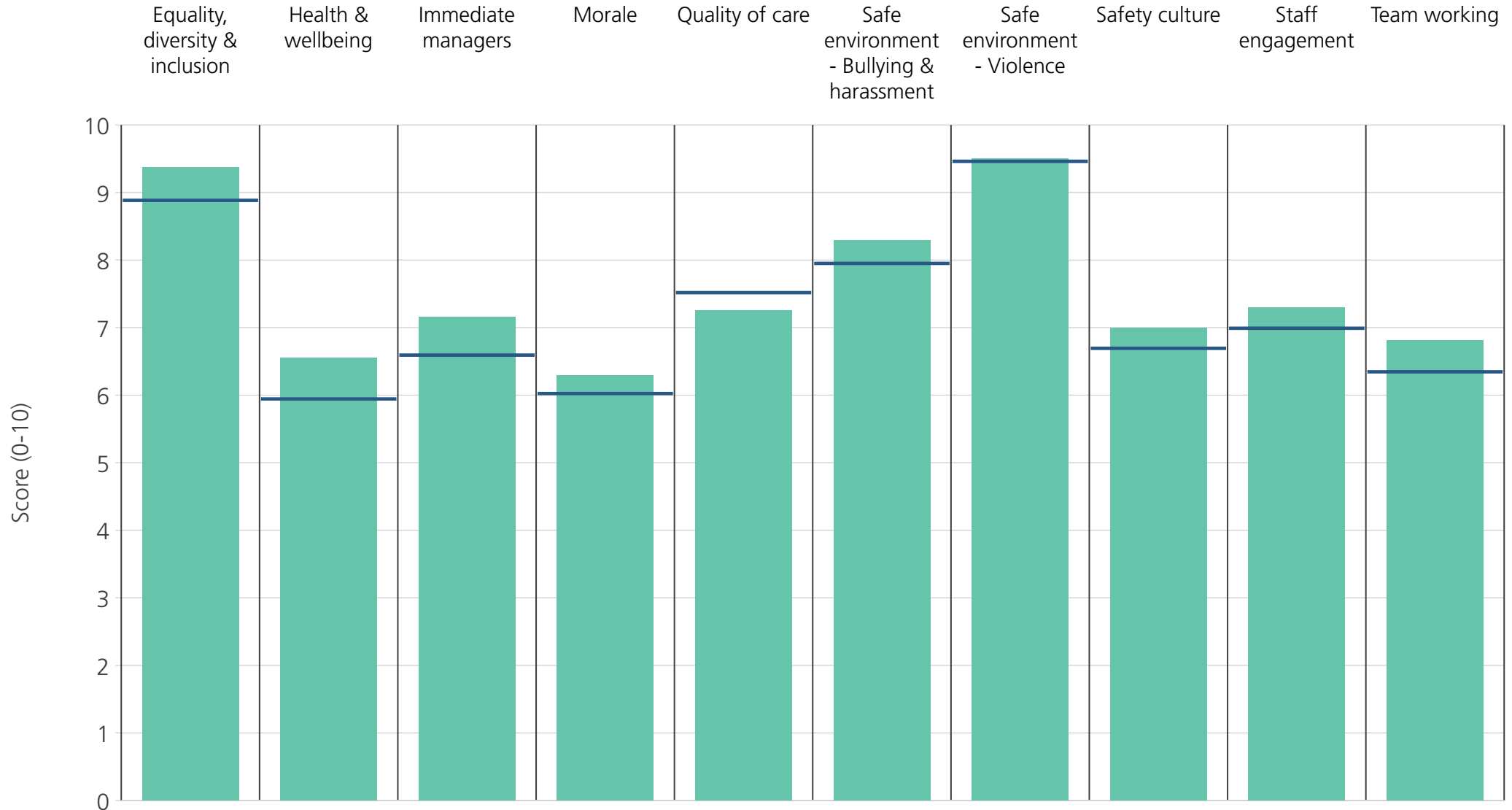
<b>Directorate</b>	9.4	6.1	6.5	5.9	7.4	8.2	9.8	6.4	6.8	6.2
<b>Your org</b>	8.9	5.9	6.6	6.0	7.5	8.0	9.5	6.7	7.0	6.3
<b>Responses</b>	51	51	51	51	44	48	51	51	53	52



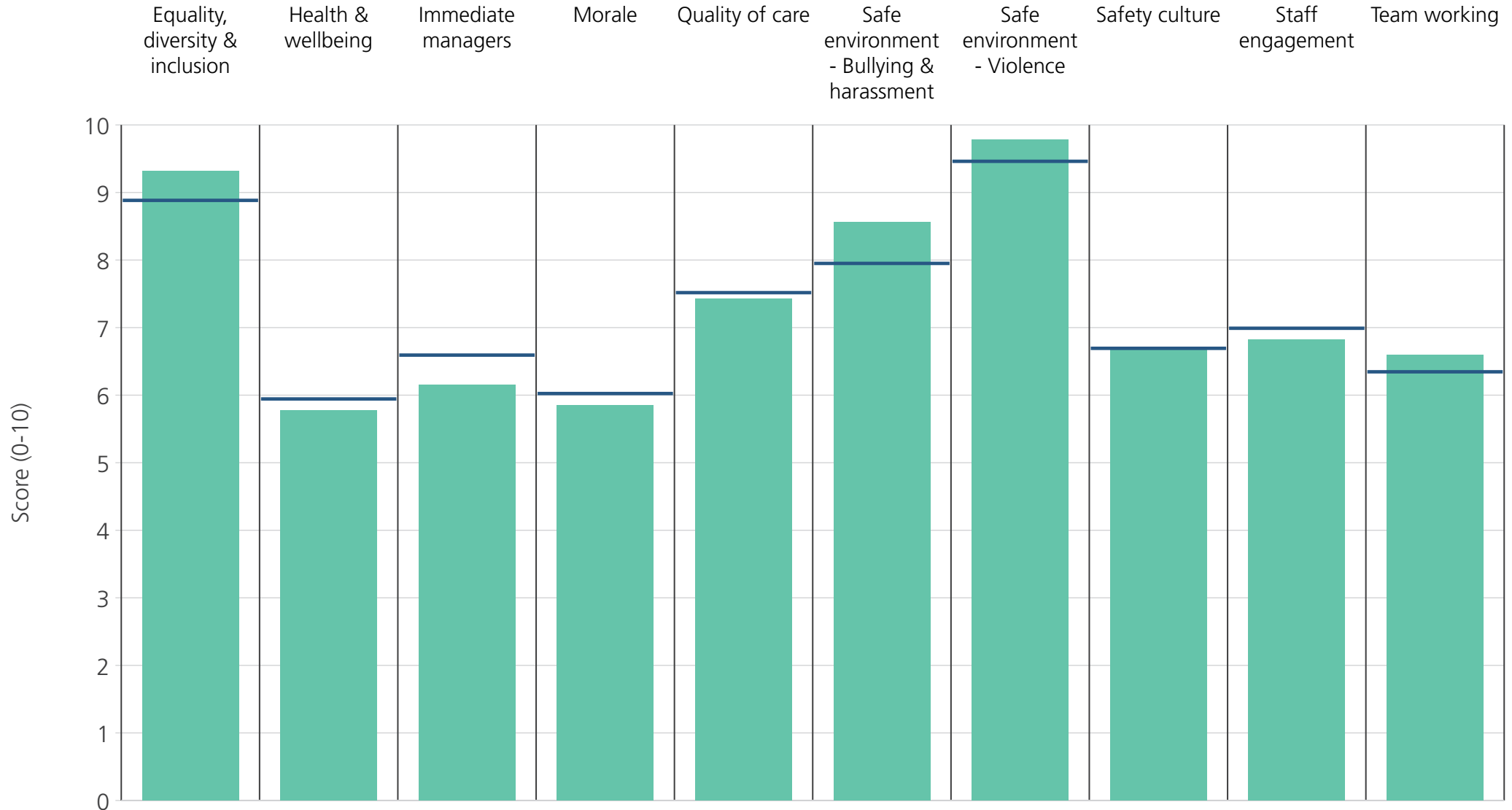
<b>Directorate</b>	9.5	6.2	7.0	5.9	7.4	8.6	9.9	6.9	7.1	6.5
<b>Your org</b>	8.9	5.9	6.6	6.0	7.5	8.0	9.5	6.7	7.0	6.3
<b>Responses</b>	63	64	64	64	60	62	64	64	64	64



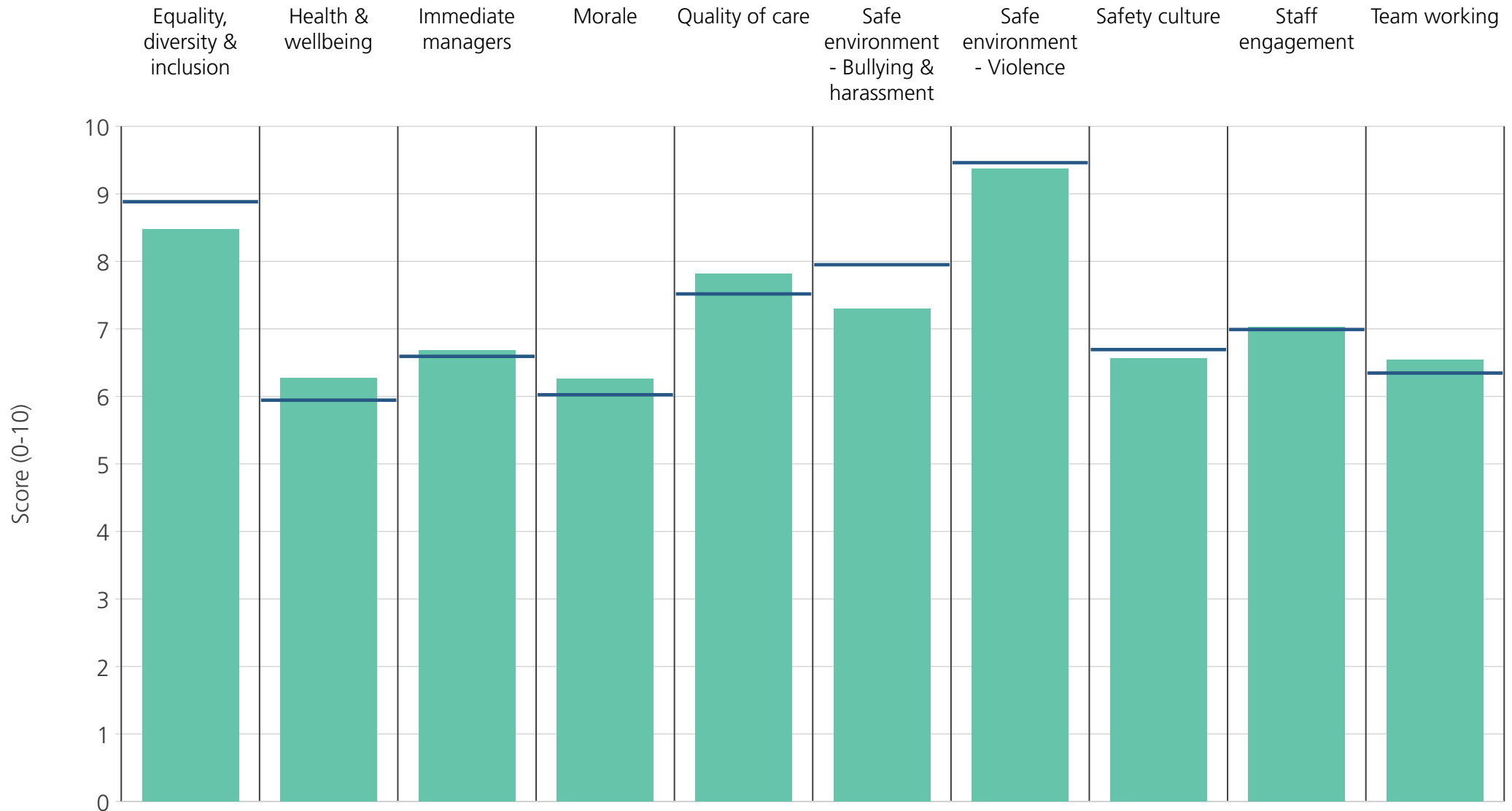
<b>Directorate</b>	8.8	5.1	5.9	5.7	7.6	7.3	9.5	6.4	6.5	5.1
<b>Your org</b>	8.9	5.9	6.6	6.0	7.5	8.0	9.5	6.7	7.0	6.3
<b>Responses</b>	109	110	110	107	109	106	110	106	111	110



<b>Directorate</b>	9.4	6.5	7.2	6.3	7.3	8.3	9.5	7.0	7.3	6.8
<b>Your org</b>	8.9	5.9	6.6	6.0	7.5	8.0	9.5	6.7	7.0	6.3
<b>Responses</b>	205	205	206	202	200	198	206	202	206	204

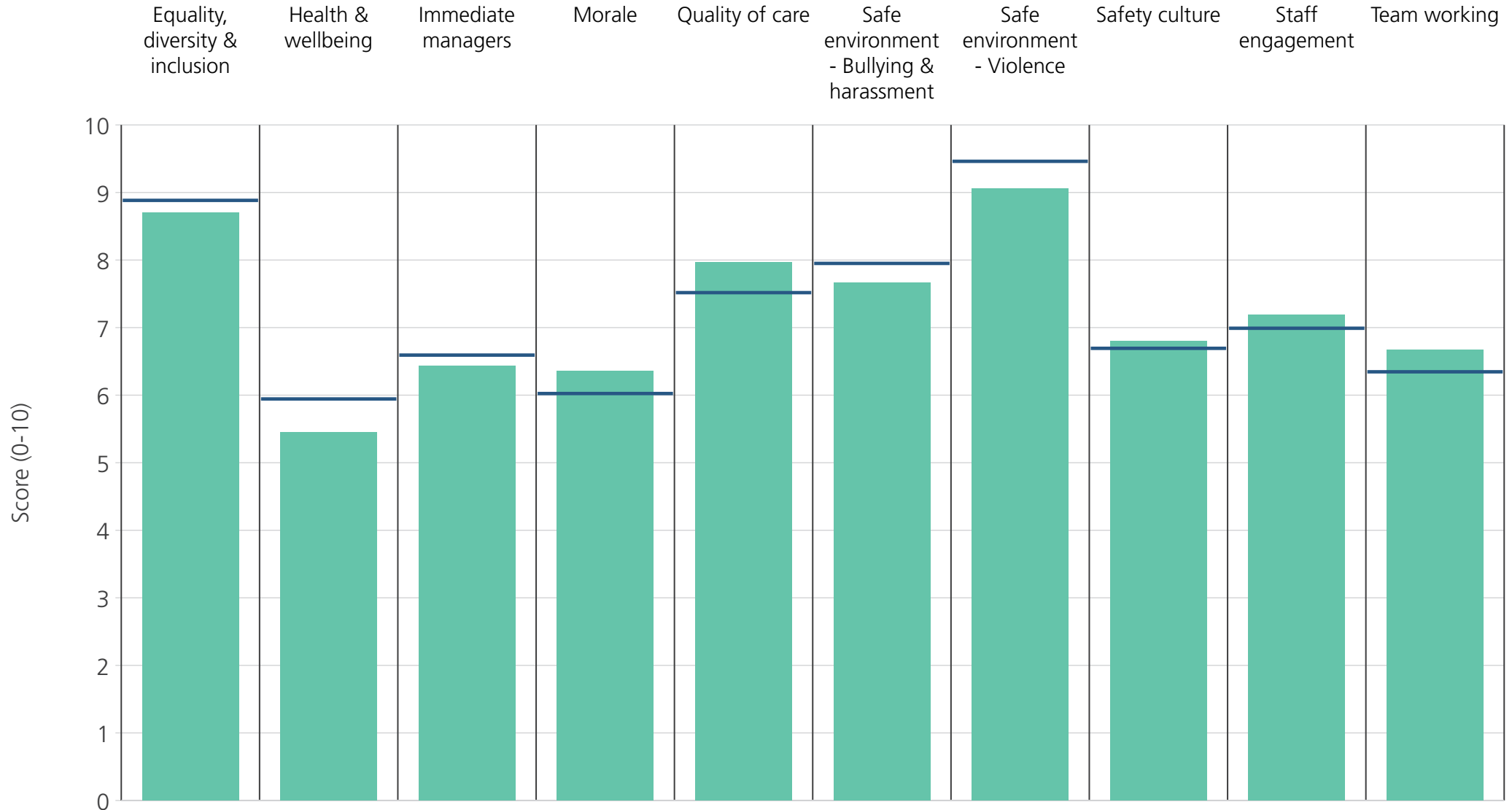


<b>Directorate</b>	9.3	5.8	6.2	5.9	7.4	8.6	9.8	6.7	6.8	6.6
<b>Your org</b>	8.9	5.9	6.6	6.0	7.5	8.0	9.5	6.7	7.0	6.3
<b>Responses</b>	109	109	109	108	103	104	108	108	109	109

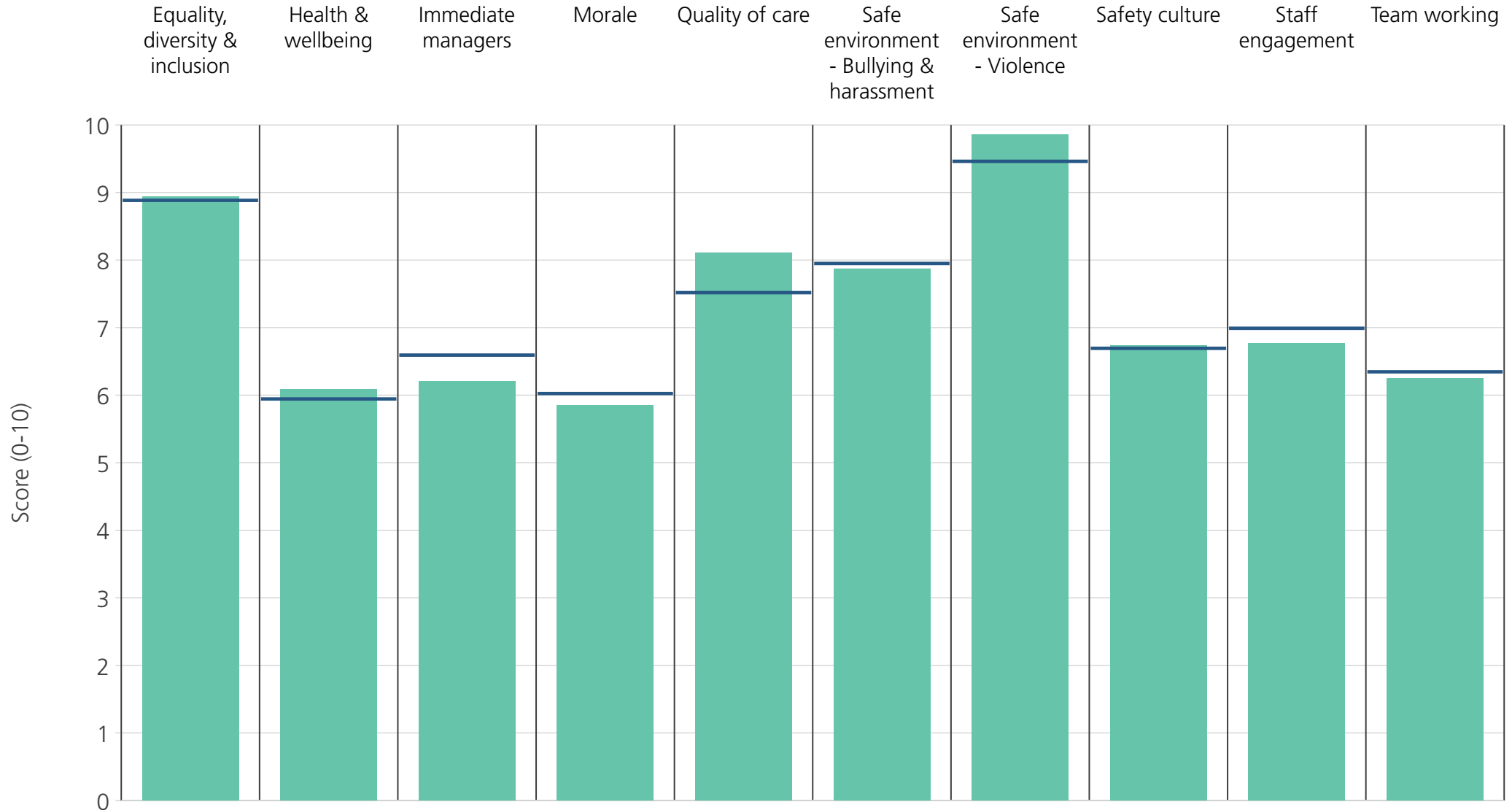


<b>Directorate</b>	8.5	6.3	6.7	6.3	7.8	7.3	9.4	6.6	7.0	6.5
<b>Your org</b>	8.9	5.9	6.6	6.0	7.5	8.0	9.5	6.7	7.0	6.3
<b>Responses</b>	149	149	150	146	145	143	148	148	153	151

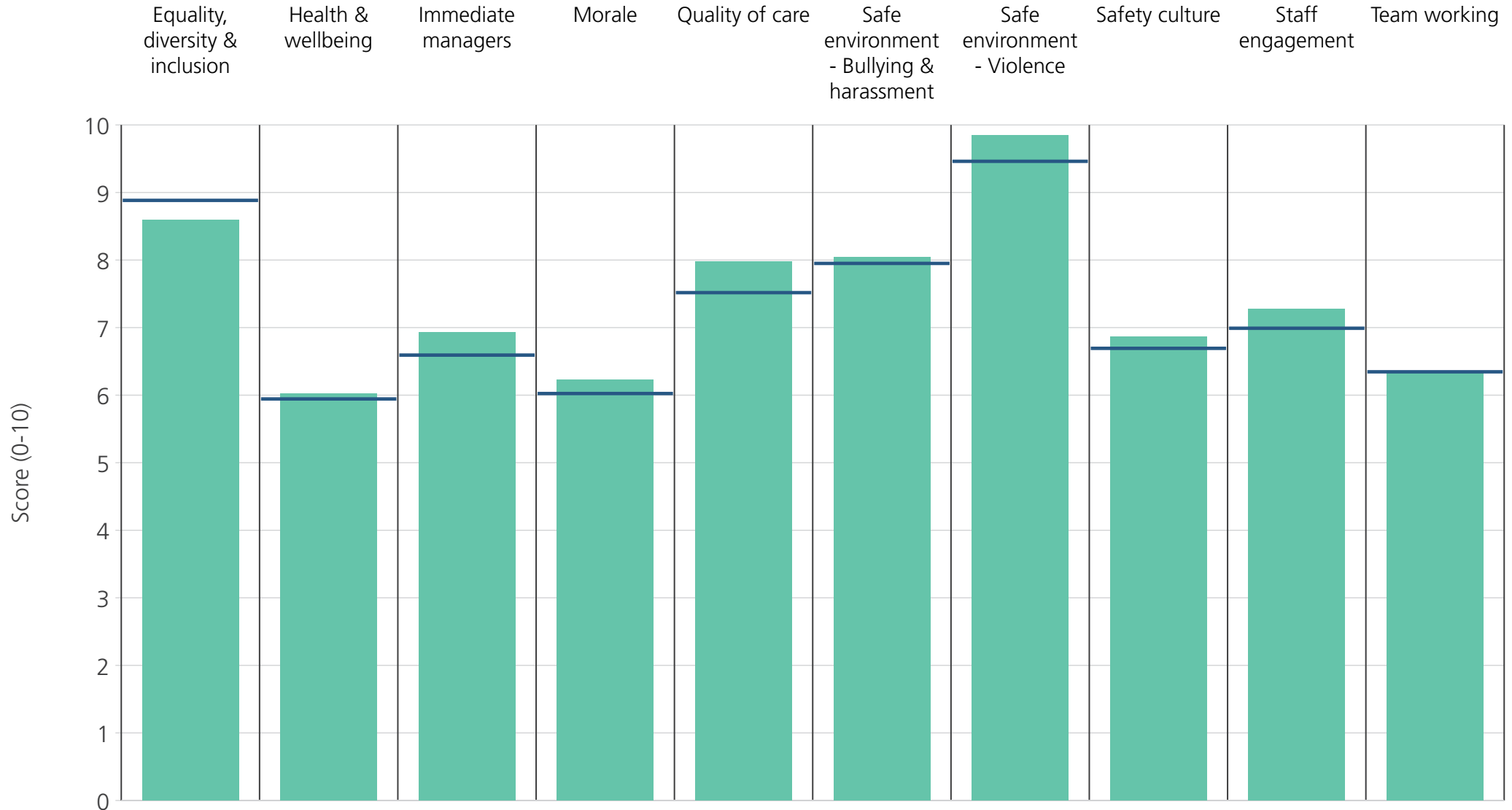




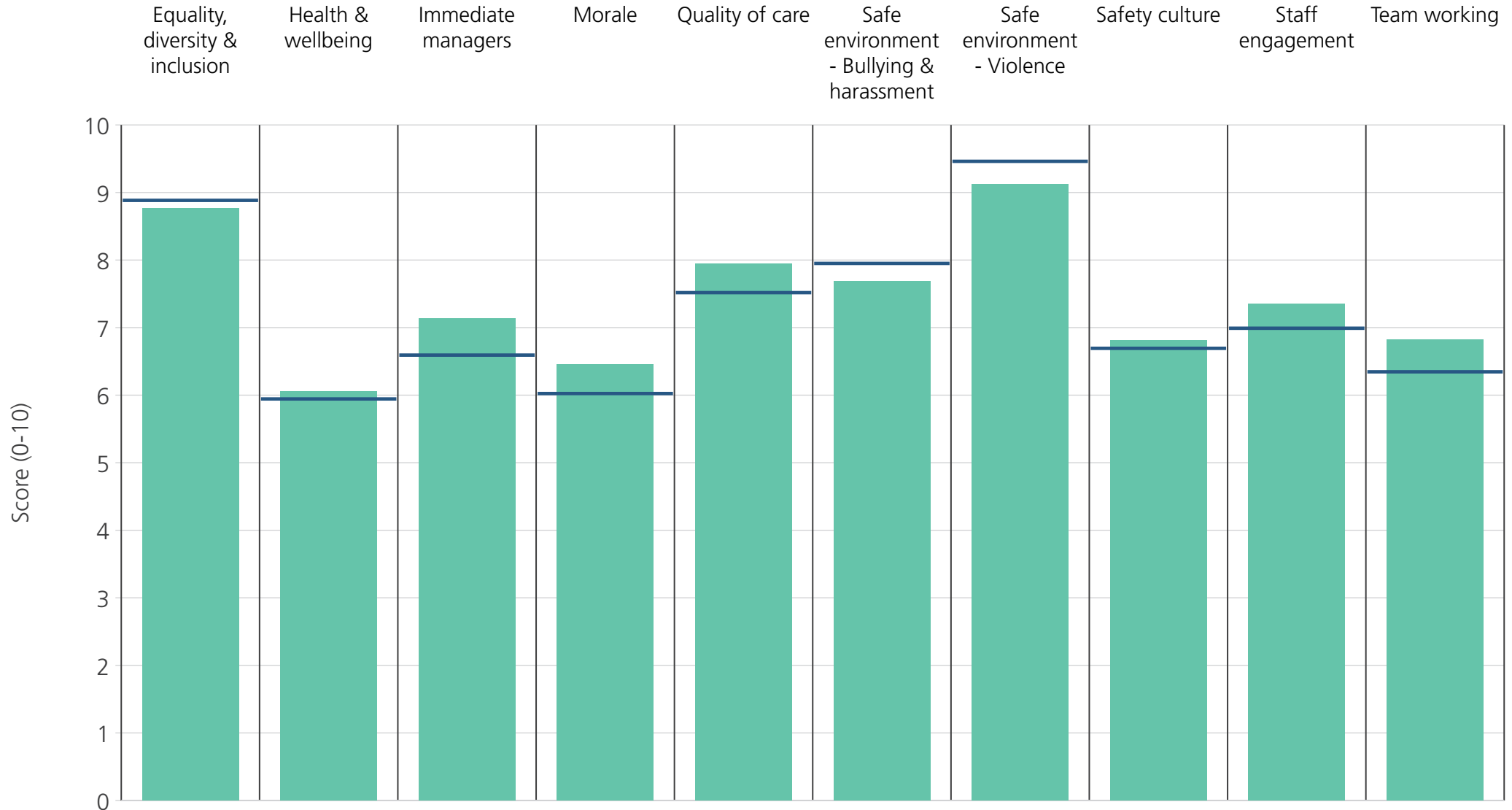
<b>Directorate</b>	8.7	5.5	6.4	6.4	8.0	7.7	9.1	6.8	7.2	6.7
<b>Your org</b>	8.9	5.9	6.6	6.0	7.5	8.0	9.5	6.7	7.0	6.3
<b>Responses</b>	103	103	103	101	101	97	102	103	104	104



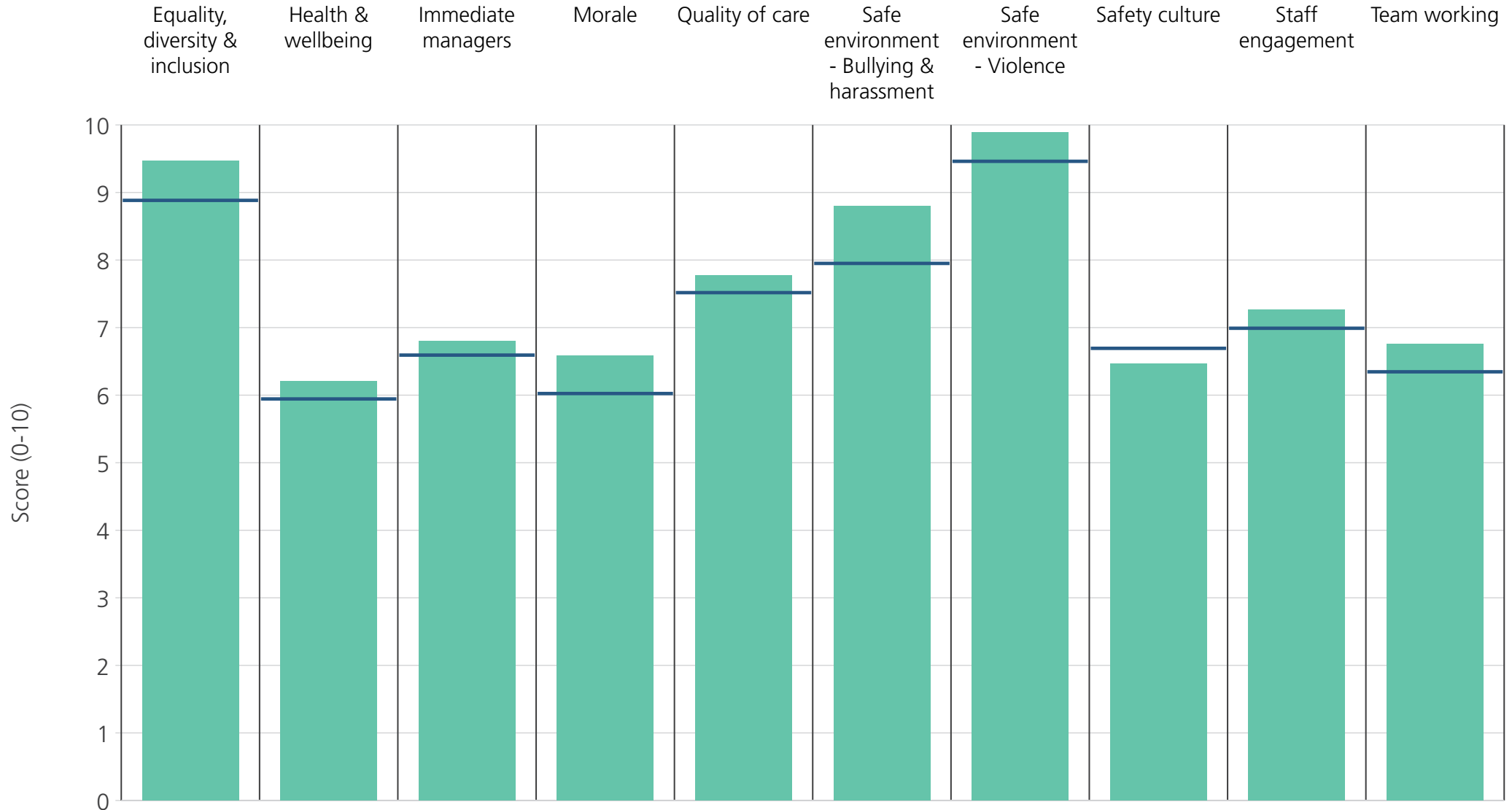
<b>Directorate</b>	8.9	6.1	6.2	5.9	8.1	7.9	9.9	6.7	6.8	6.3
<b>Your org</b>	8.9	5.9	6.6	6.0	7.5	8.0	9.5	6.7	7.0	6.3
<b>Responses</b>	36	36	37	36	37	36	36	36	37	37



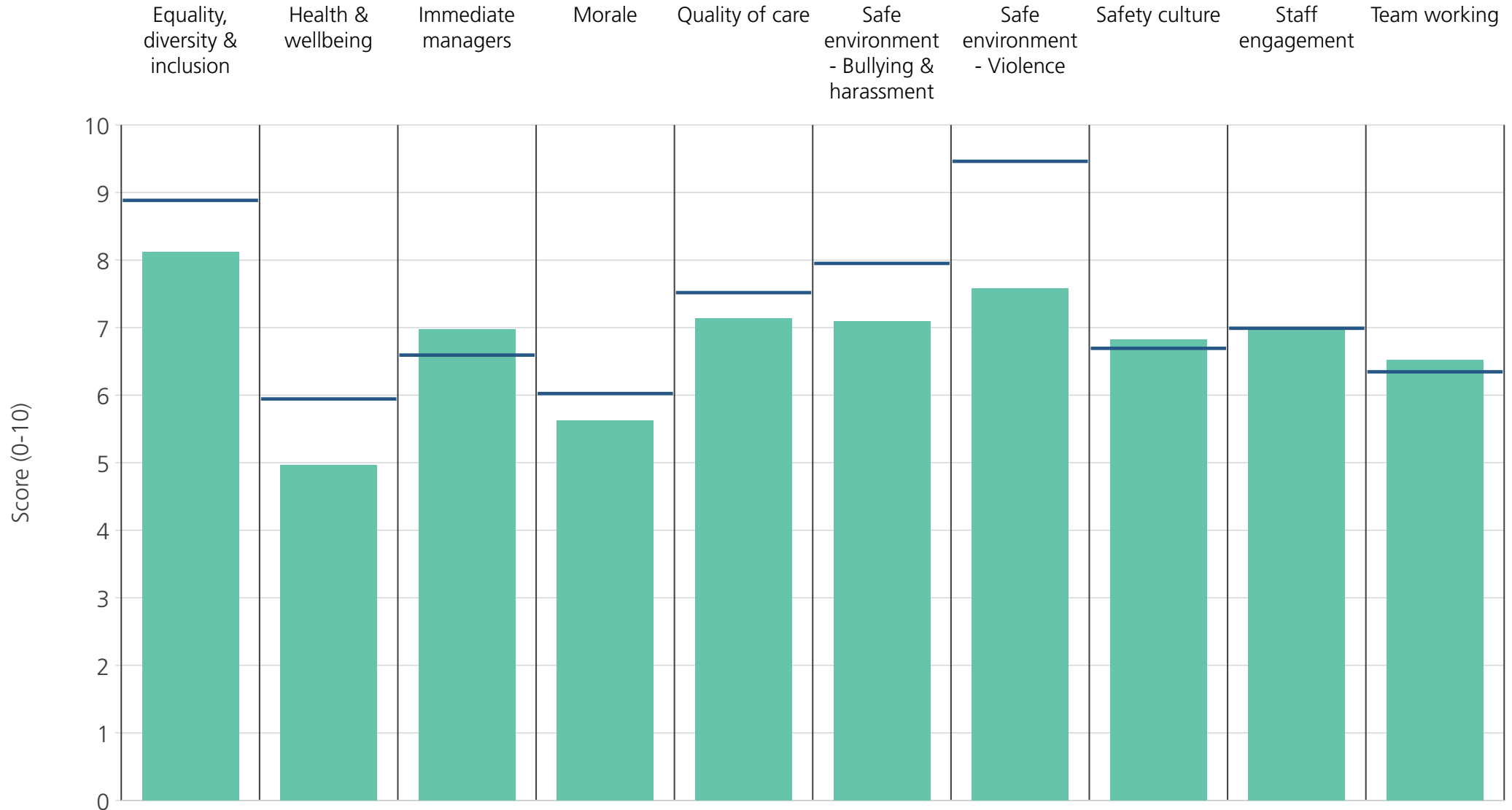
Directorate	8.6	6.0	6.9	6.2	8.0	8.0	9.8	6.9	7.3	6.3
Your org	8.9	5.9	6.6	6.0	7.5	8.0	9.5	6.7	7.0	6.3
Responses	65	66	66	63	66	64	65	65	67	65



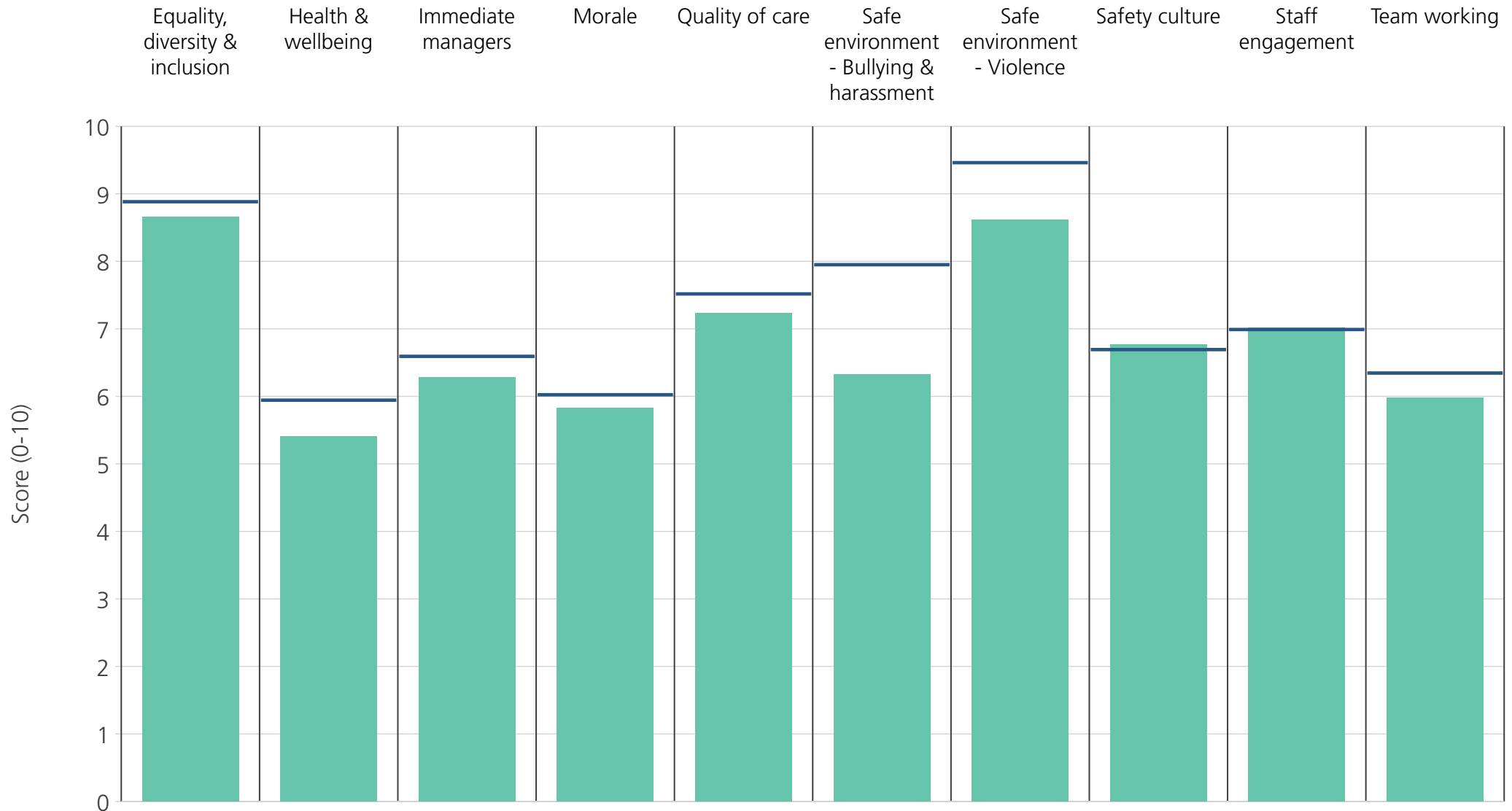
Directorate	8.8	6.1	7.1	6.5	7.9	7.7	9.1	6.8	7.3	6.8
Your org	8.9	5.9	6.6	6.0	7.5	8.0	9.5	6.7	7.0	6.3
Responses	129	130	129	128	128	127	129	129	129	127



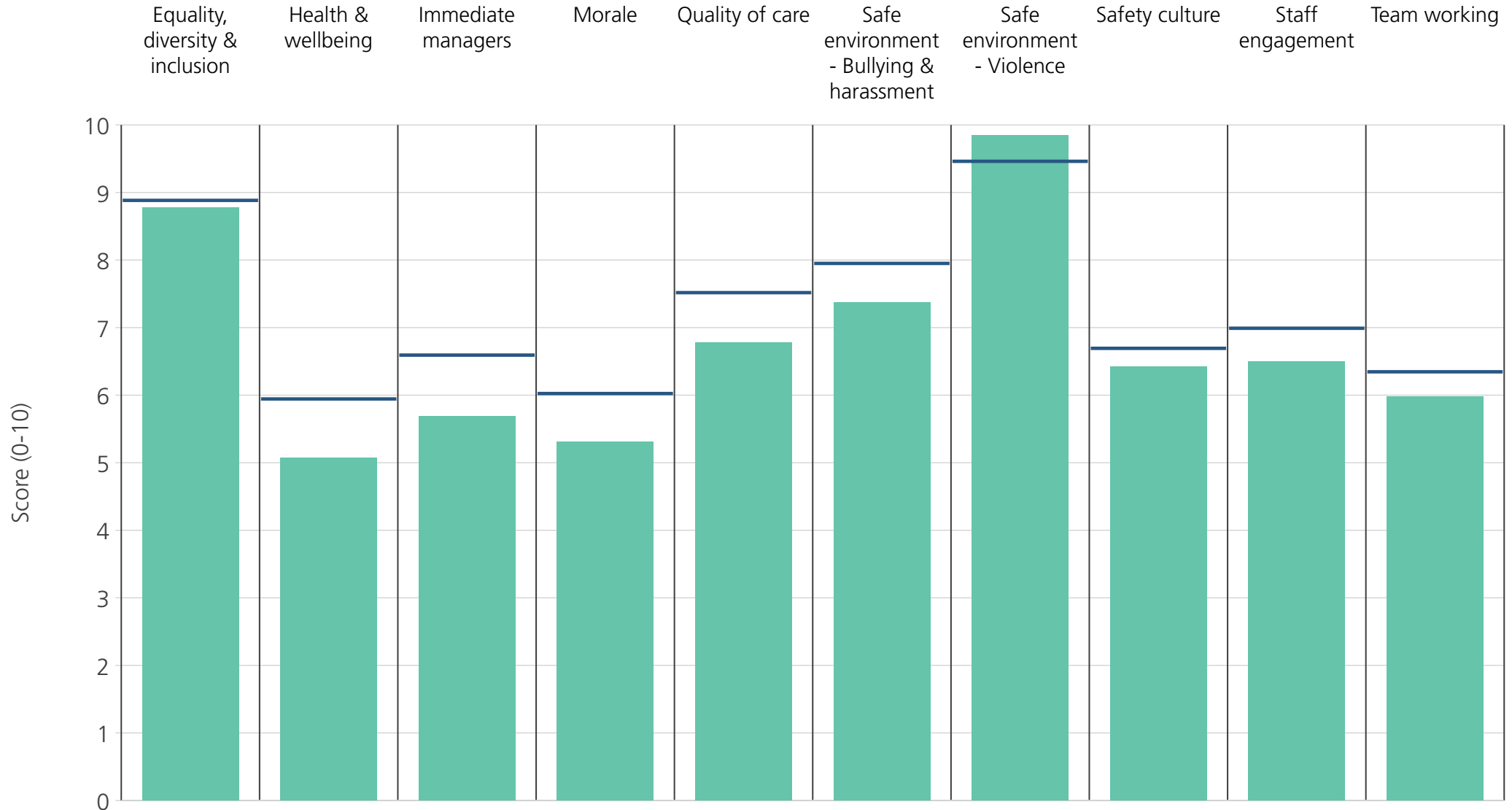
<b>Directorate</b>	9.5	6.2	6.8	6.6	7.8	8.8	9.9	6.5	7.3	6.8
<b>Your org</b>	8.9	5.9	6.6	6.0	7.5	8.0	9.5	6.7	7.0	6.3
<b>Responses</b>	89	89	89	87	83	83	89	87	89	88



<b>Directorate</b>	8.1	5.0	7.0	5.6	7.1	7.1	7.6	6.8	7.0	6.5
<b>Your org</b>	8.9	5.9	6.6	6.0	7.5	8.0	9.5	6.7	7.0	6.3
<b>Responses</b>	100	100	100	98	99	99	99	99	104	101

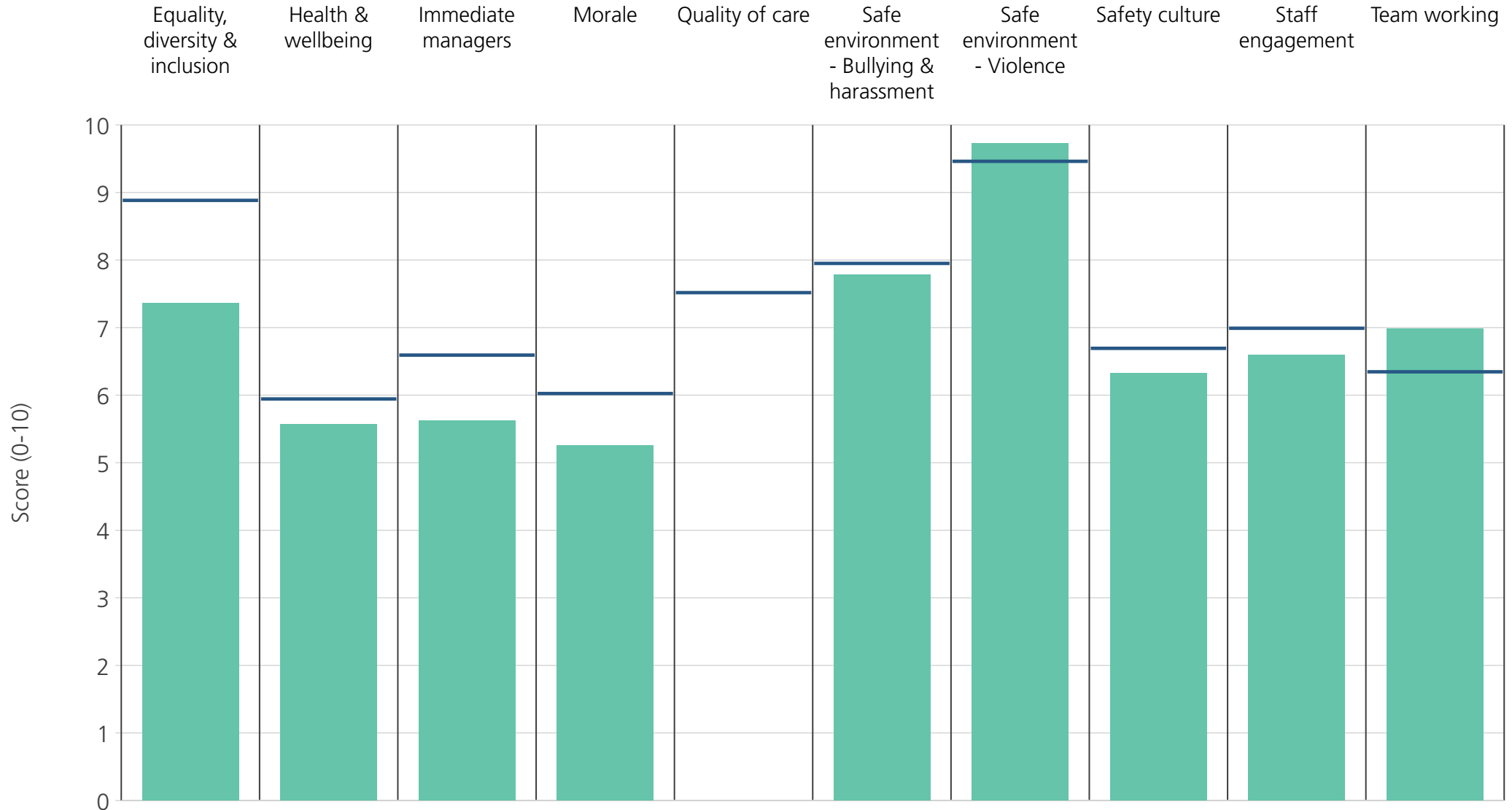


<b>Directorate</b>	8.7	5.4	6.3	5.8	7.2	6.3	8.6	6.8	7.0	6.0
<b>Your org</b>	8.9	5.9	6.6	6.0	7.5	8.0	9.5	6.7	7.0	6.3
<b>Responses</b>	161	163	165	161	160	159	163	163	167	164

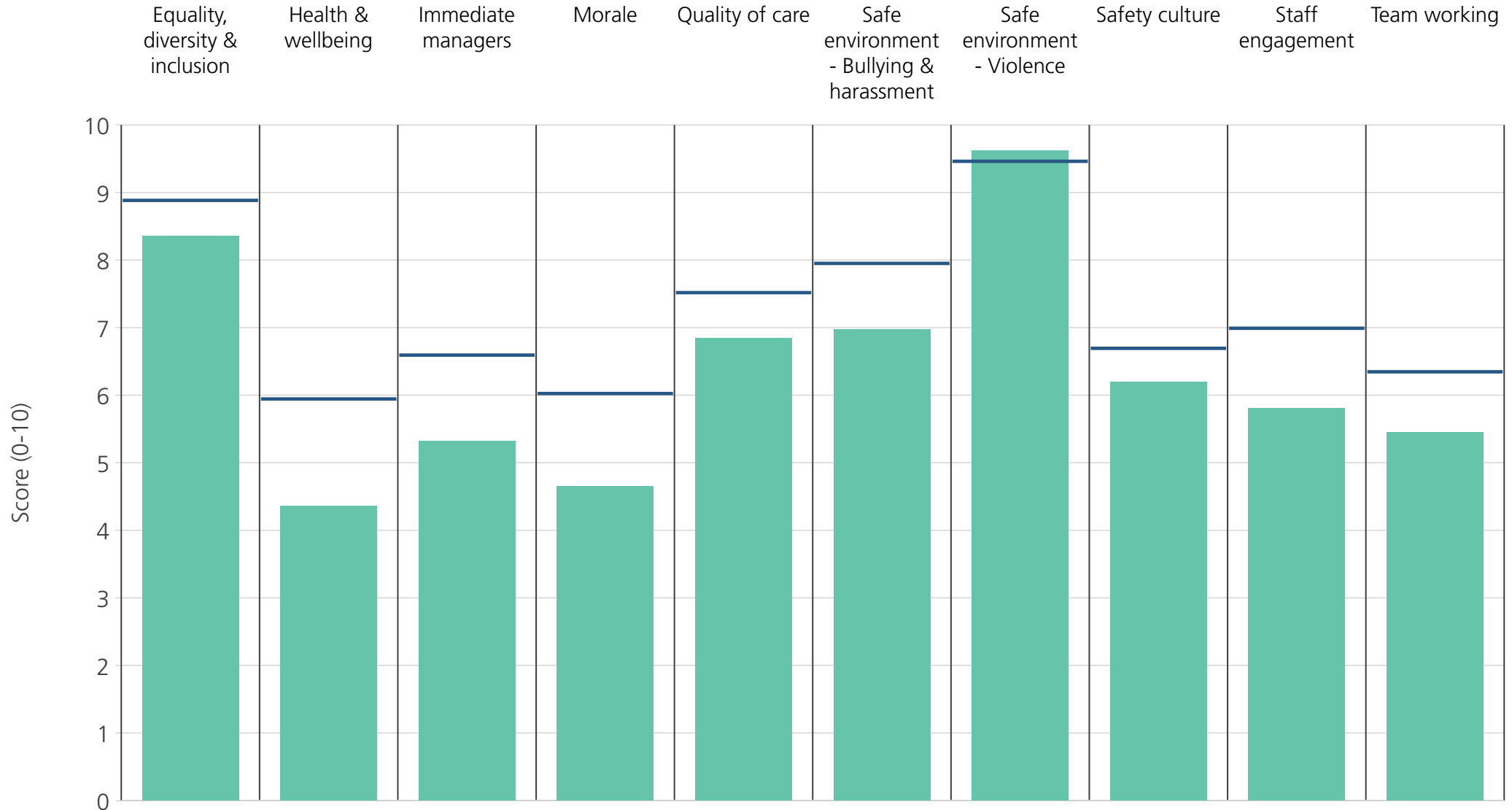


<b>Directorate</b>	8.8	5.1	5.7	5.3	6.8	7.4	9.8	6.4	6.5	6.0
<b>Your org</b>	8.9	5.9	6.6	6.0	7.5	8.0	9.5	6.7	7.0	6.3
<b>Responses</b>	173	173	173	171	166	166	171	172	176	174

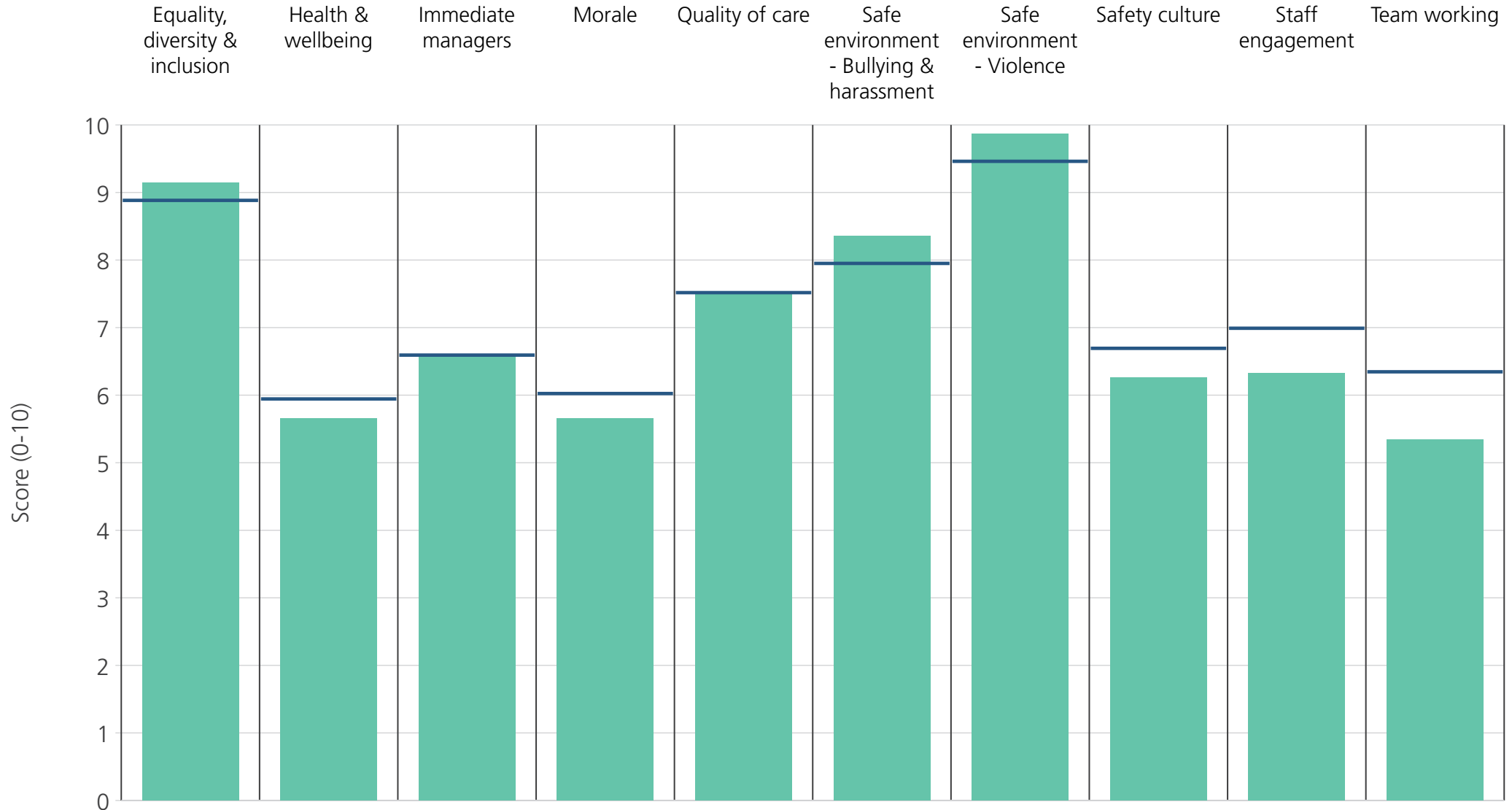




<b>Directorate</b>	7.4	5.6	5.6	5.3	7.5	7.8	9.7	6.3	6.6	7.0
<b>Your org</b>	8.9	5.9	6.6	6.0	7.5	8.0	9.5	6.7	7.0	6.3
<b>Responses</b>	12	12	12	12	9	12	12	12	12	12



Directorate	8.4	4.4	5.3	4.6	6.8	7.0	9.6	6.2	5.8	5.5
Your org	8.9	5.9	6.6	6.0	7.5	8.0	9.5	6.7	7.0	6.3
Responses	34	35	36	35	34	33	35	35	36	36



<b>Directorate</b>	9.1	5.7	6.6	5.7	7.5	8.4	9.9	6.3	6.3	5.3
<b>Your org</b>	8.9	5.9	6.6	6.0	7.5	8.0	9.5	6.7	7.0	6.3
<b>Responses</b>	75	75	75	75	59	73	75	75	76	73