

# Royal United Hospitals Bath NHS Foundation Trust

2020 NHS Staff Survey

**Directorate Report**

**Contents**

Introduction . . . . .	3
Themes – Directorates 1 . . . . .	4
Add Prof Scientific And Technic . . . . .	5
Additional Clinical Services . . . . .	6
Administrative And Clerical . . . . .	7
Allied Health Professionals . . . . .	8
Estates And Ancillary . . . . .	9
Healthcare Scientists . . . . .	10
Medical And Dental . . . . .	11
Nursing And Midwifery Registered . . . . .	12
Themes – Directorates 2 . . . . .	13
Corporate Division . . . . .	14
Facilities Division . . . . .	15
Medical Division . . . . .	16
Research & Development [Division] . . . . .	17
Surgical Division . . . . .	18
Women And Children's Division . . . . .	19

This directorate report for Royal United Hospitals Bath NHS Foundation Trust contains results by directorate for themes from the 2020 NHS Staff Survey. These results are compared to the unweighted average for your organisation.

**Please note:** It is possible that there are differences between the 'Your org' scores reported in this directorate report and those in the benchmark report. This is because the results in the benchmark report are weighted to allow for fair comparisons between organisations of a similar type. However, in this report comparisons are made within your organisation so the unweighted organisation result is a more appropriate point of comparison.

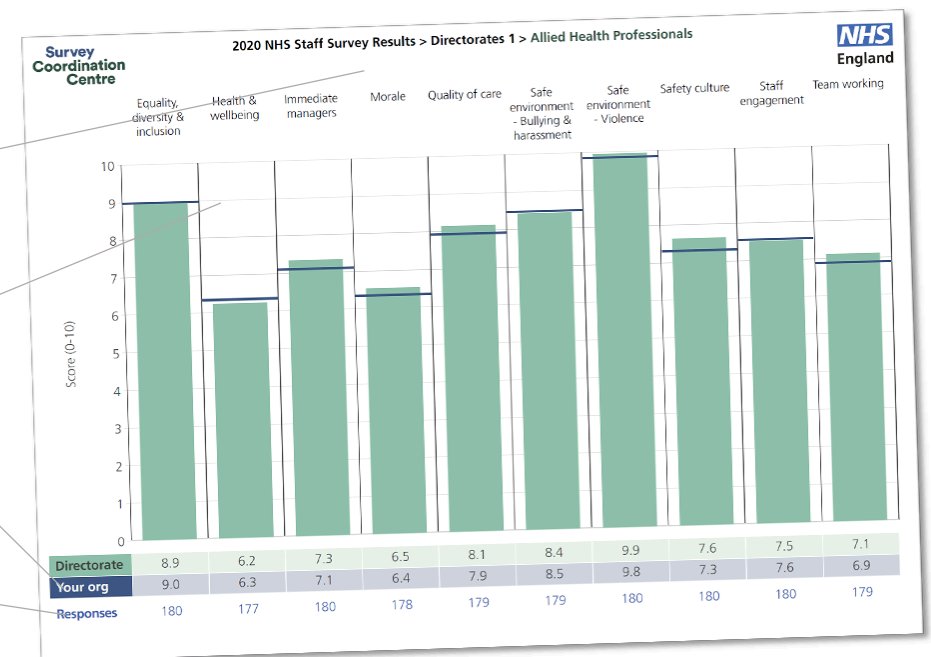
The directorate breakdowns used in this report were provided and defined by Royal United Hospitals Bath NHS Foundation Trust. Details of how the theme scores were calculated are included in the Technical Document, available to download from our [results website](#).

## Key features

Breakdown type and **directorate name** are specified in the header. Black text in the header is hyperlinked: clicking on '2020 NHS Staff Survey Results' navigates back to the contents page.

Directorate results are presented in the context of the (unweighted) **organisation average ('Your org')**, so it is easy to tell if a directorate is performing better or worse than the organisation average. For all themes, a higher score is a better result than a lower score.

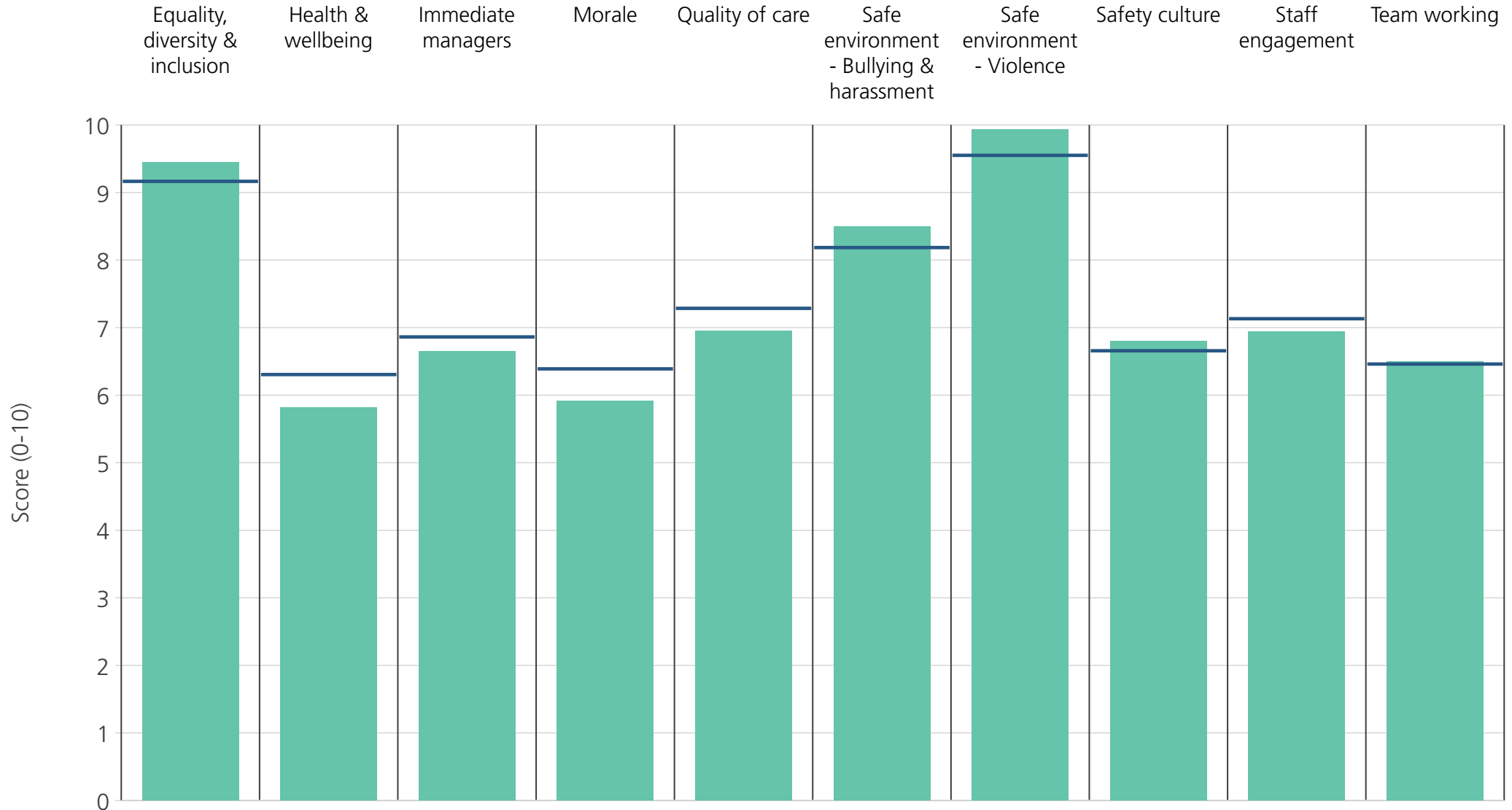
The **number of responses** feeding into each theme score **for the given directorate** is specified below the table containing the directorate and trust scores.



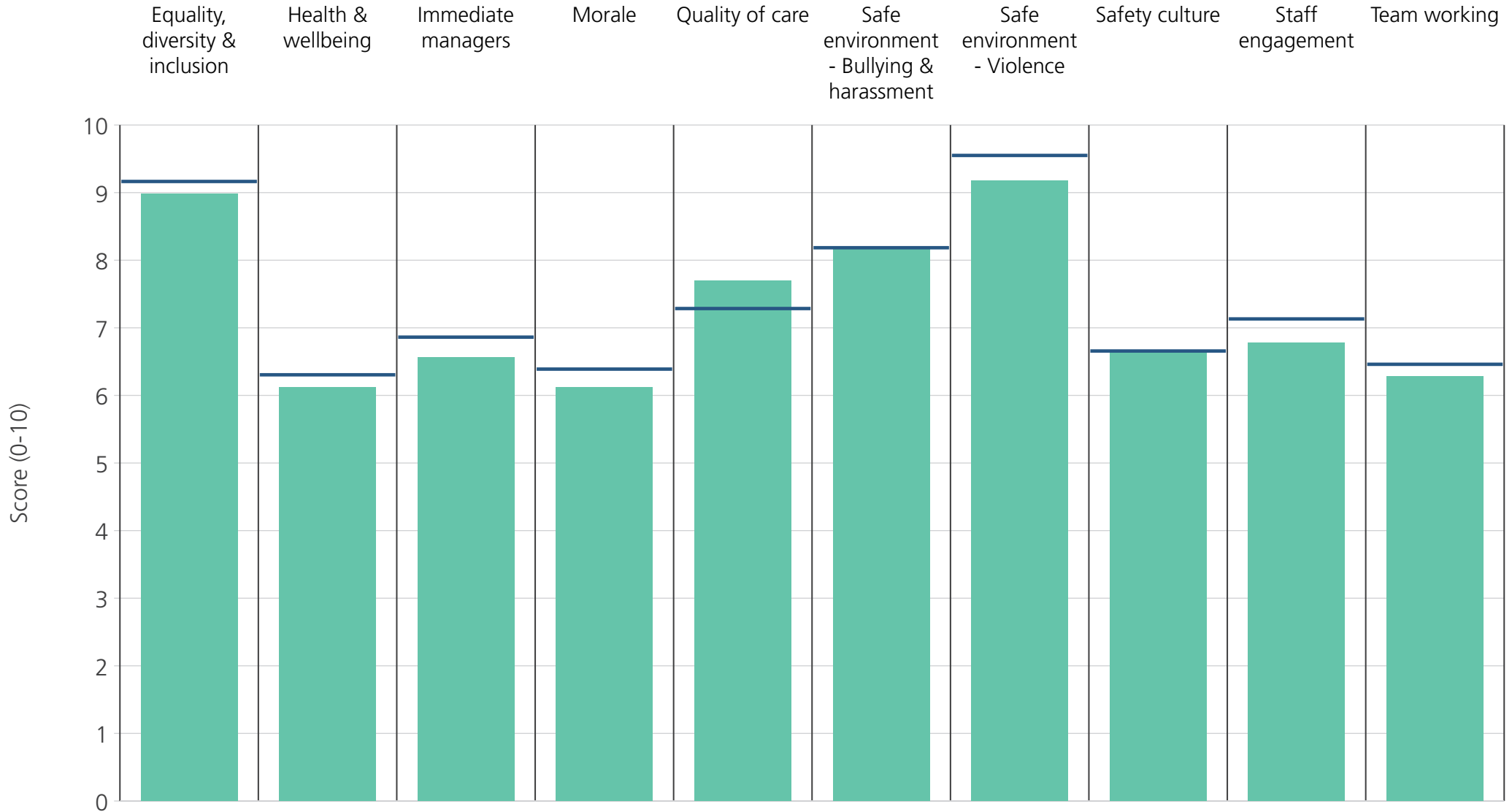
**! Note:** when there are less than 11 responses in a group, results are suppressed to protect staff confidentiality

# Directorates 1

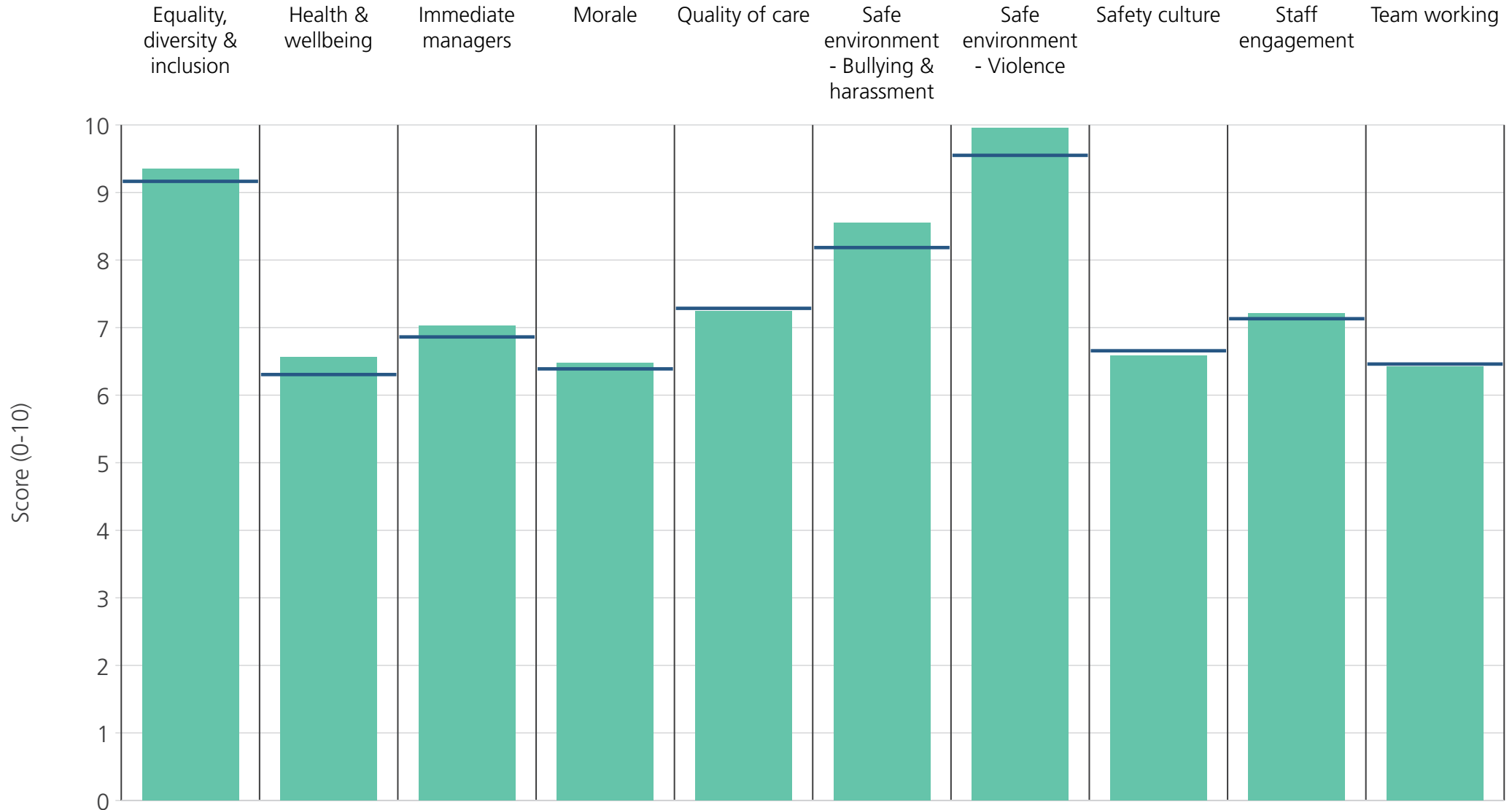
Royal United Hospitals Bath NHS Foundation Trust  
2020 NHS Staff Survey Results



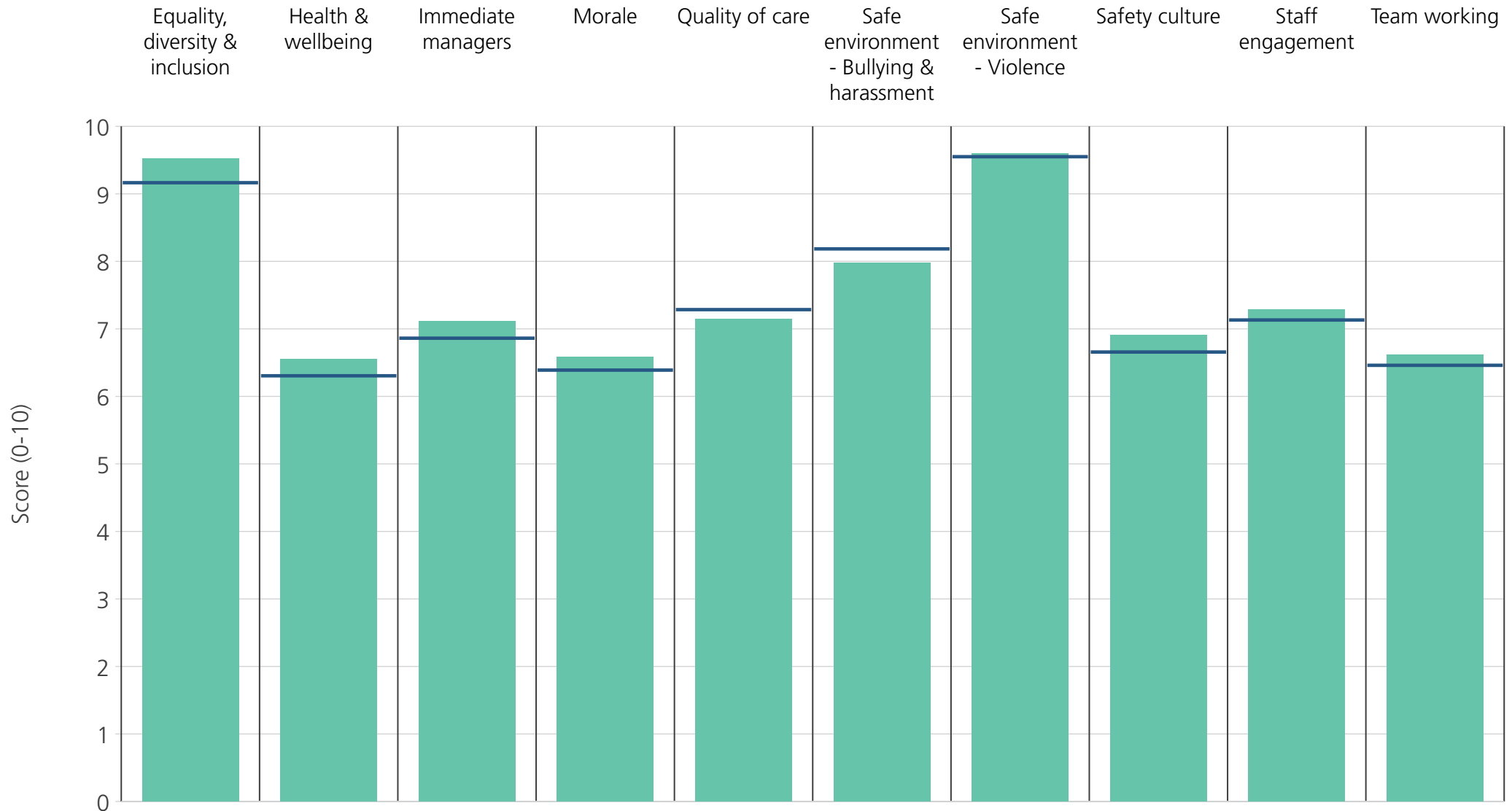
<b>Directorate</b>	9.4	5.8	6.7	5.9	7.0	8.5	9.9	6.8	6.9	6.5
<b>Your org</b>	9.2	6.3	6.9	6.4	7.3	8.2	9.5	6.7	7.1	6.5
<b>Responses</b>	102	104	104	103	102	104	104	103	104	103



<b>Directorate</b>	9.0	6.1	6.6	6.1	7.7	8.2	9.2	6.6	6.8	6.3
<b>Your org</b>	9.2	6.3	6.9	6.4	7.3	8.2	9.5	6.7	7.1	6.5
<b>Responses</b>	306	309	314	310	287	302	305	309	313	305

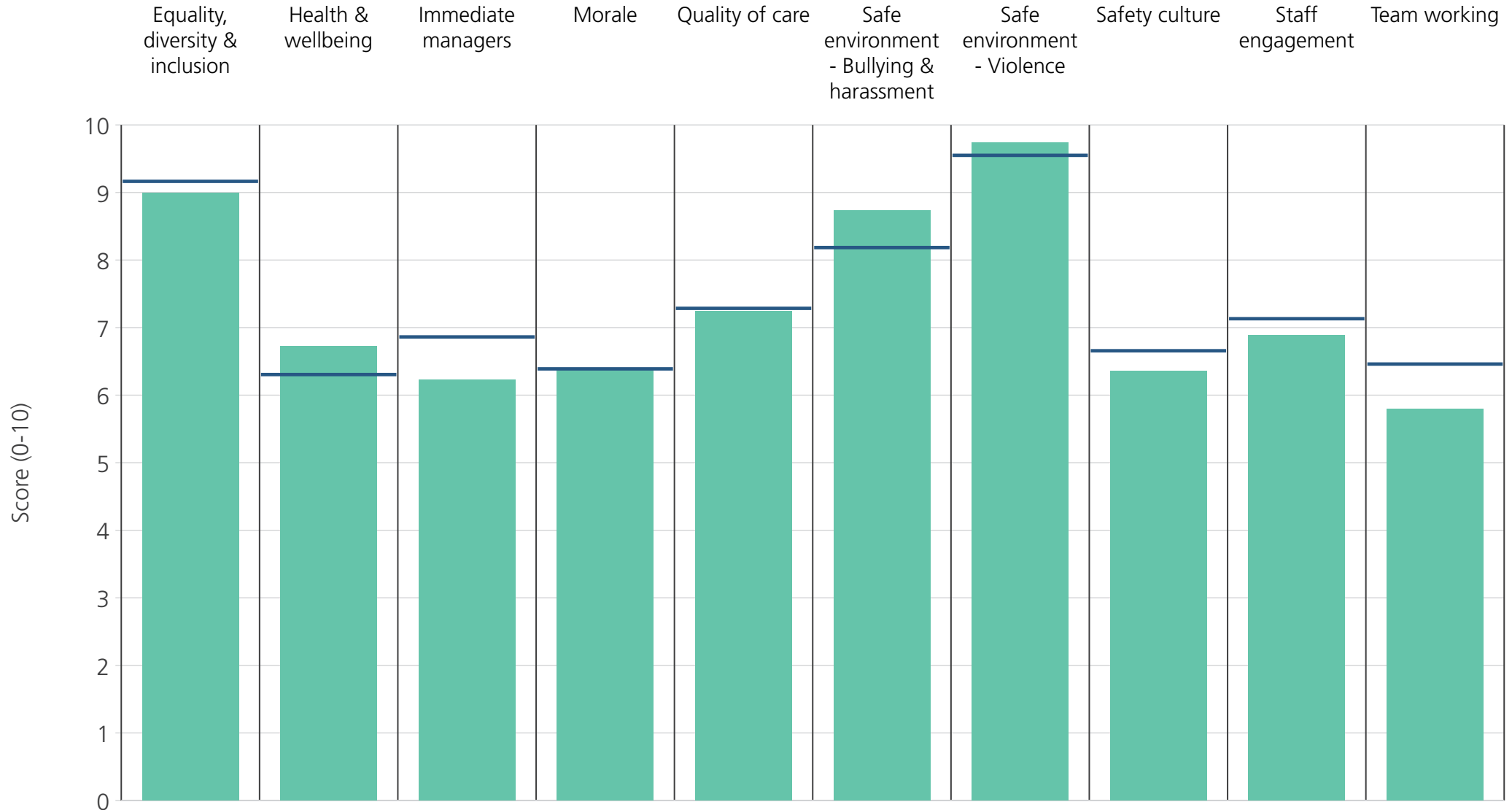


<b>Directorate</b>	9.4	6.6	7.0	6.5	7.2	8.6	10.0	6.6	7.2	6.4
<b>Your org</b>	9.2	6.3	6.9	6.4	7.3	8.2	9.5	6.7	7.1	6.5
<b>Responses</b>	681	684	681	682	400	681	677	678	685	672

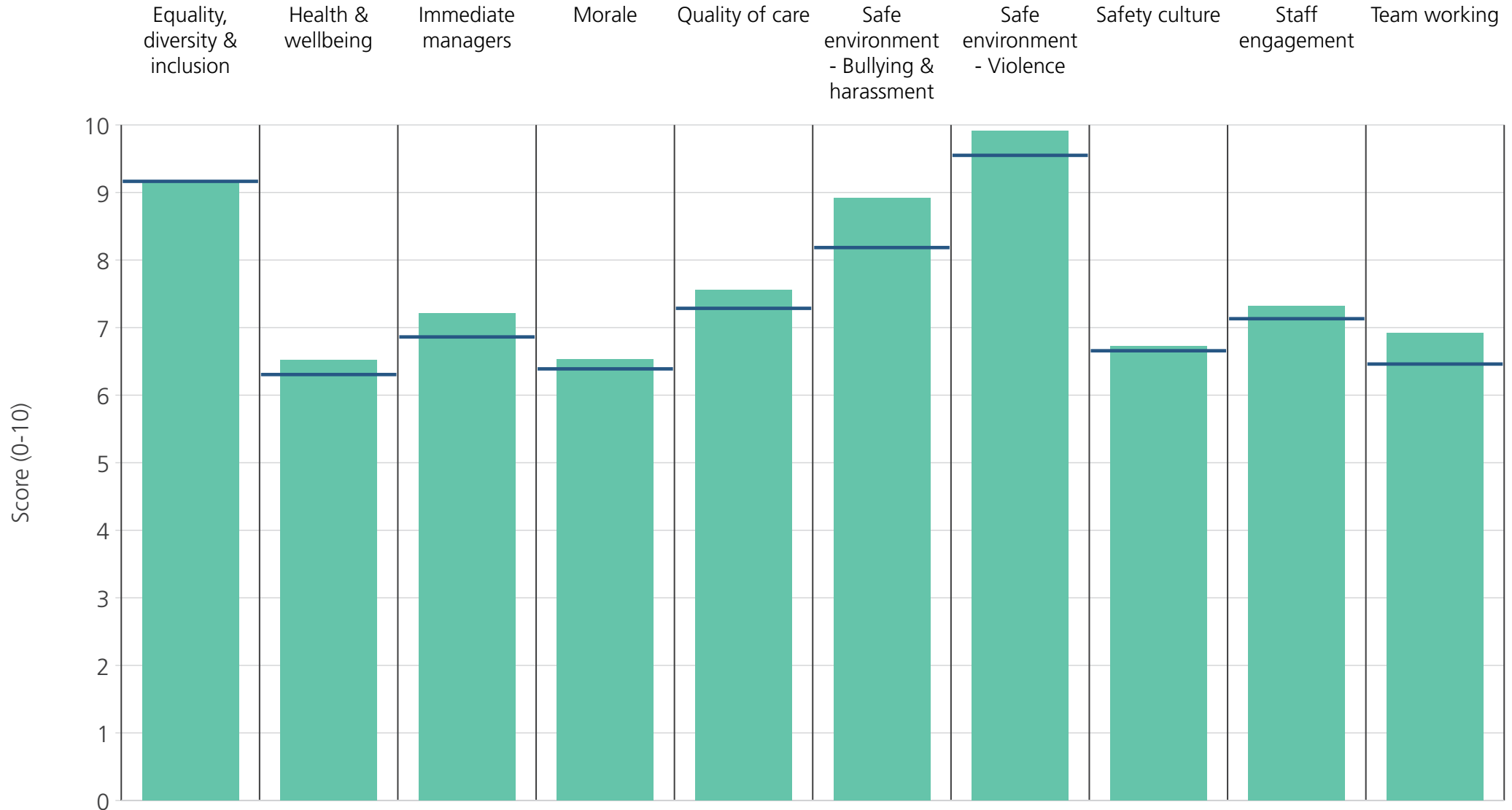


<b>Directorate</b>	9.5	6.6	7.1	6.6	7.1	8.0	9.6	6.9	7.3	6.6
<b>Your org</b>	9.2	6.3	6.9	6.4	7.3	8.2	9.5	6.7	7.1	6.5
<b>Responses</b>	158	157	158	158	157	158	157	158	158	155

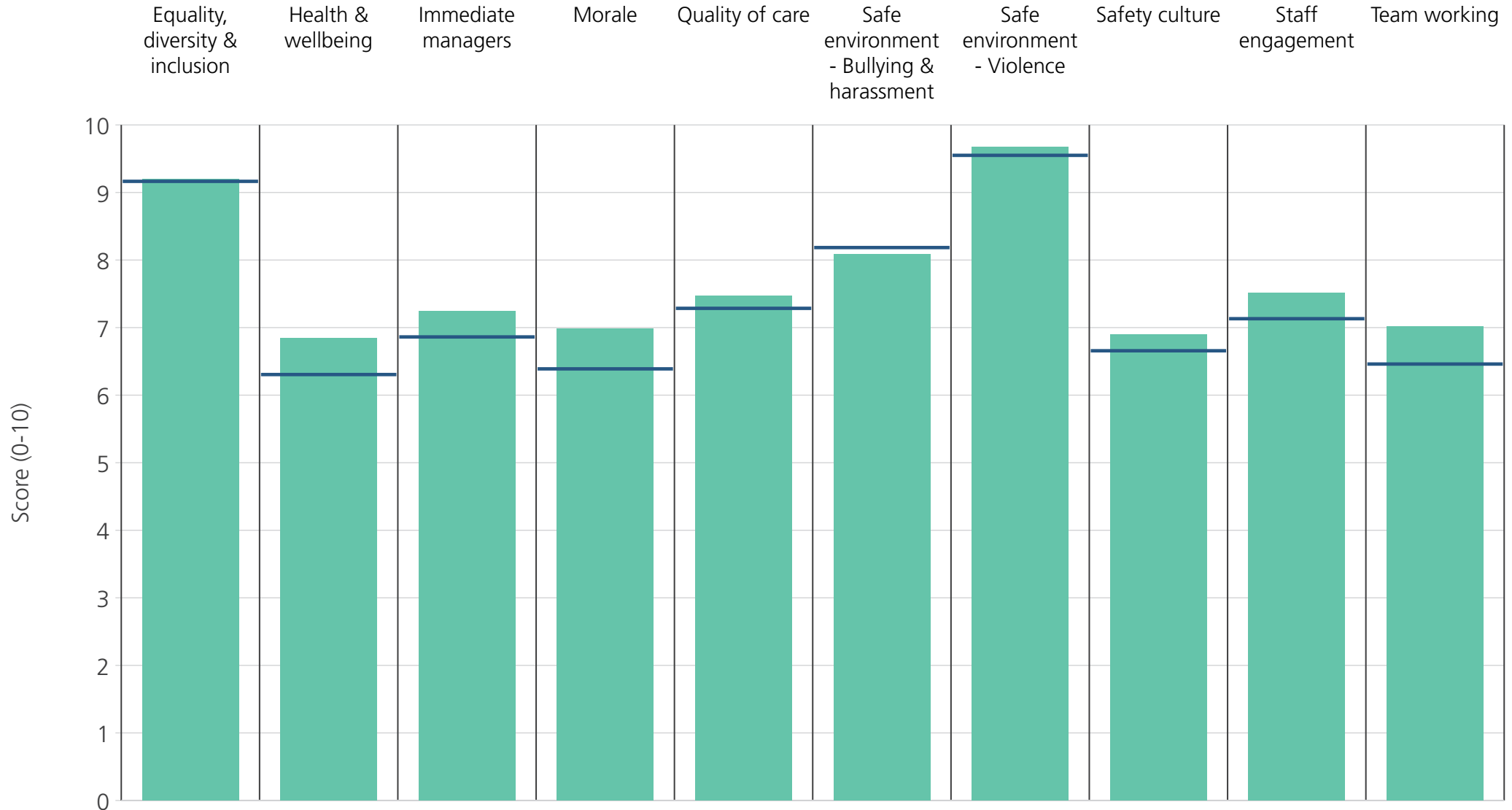




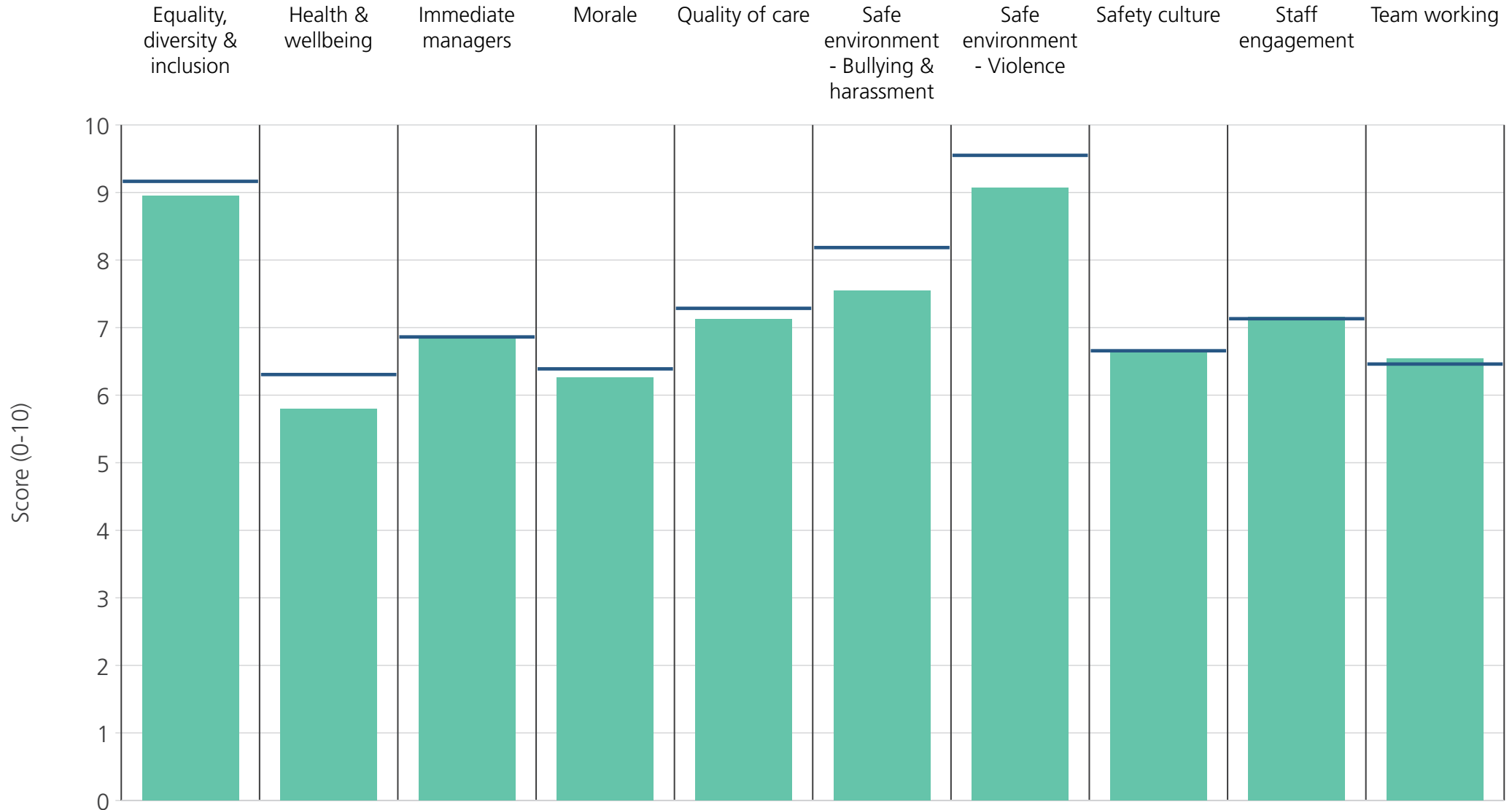
<b>Directorate</b>	9.0	6.7	6.2	6.4	7.2	8.7	9.7	6.4	6.9	5.8
<b>Your org</b>	9.2	6.3	6.9	6.4	7.3	8.2	9.5	6.7	7.1	6.5
<b>Responses</b>	193	197	210	190	138	191	193	193	198	196



<b>Directorate</b>	9.1	6.5	7.2	6.5	7.6	8.9	9.9	6.7	7.3	6.9
<b>Your org</b>	9.2	6.3	6.9	6.4	7.3	8.2	9.5	6.7	7.1	6.5
<b>Responses</b>	77	77	77	77	70	77	77	77	77	75



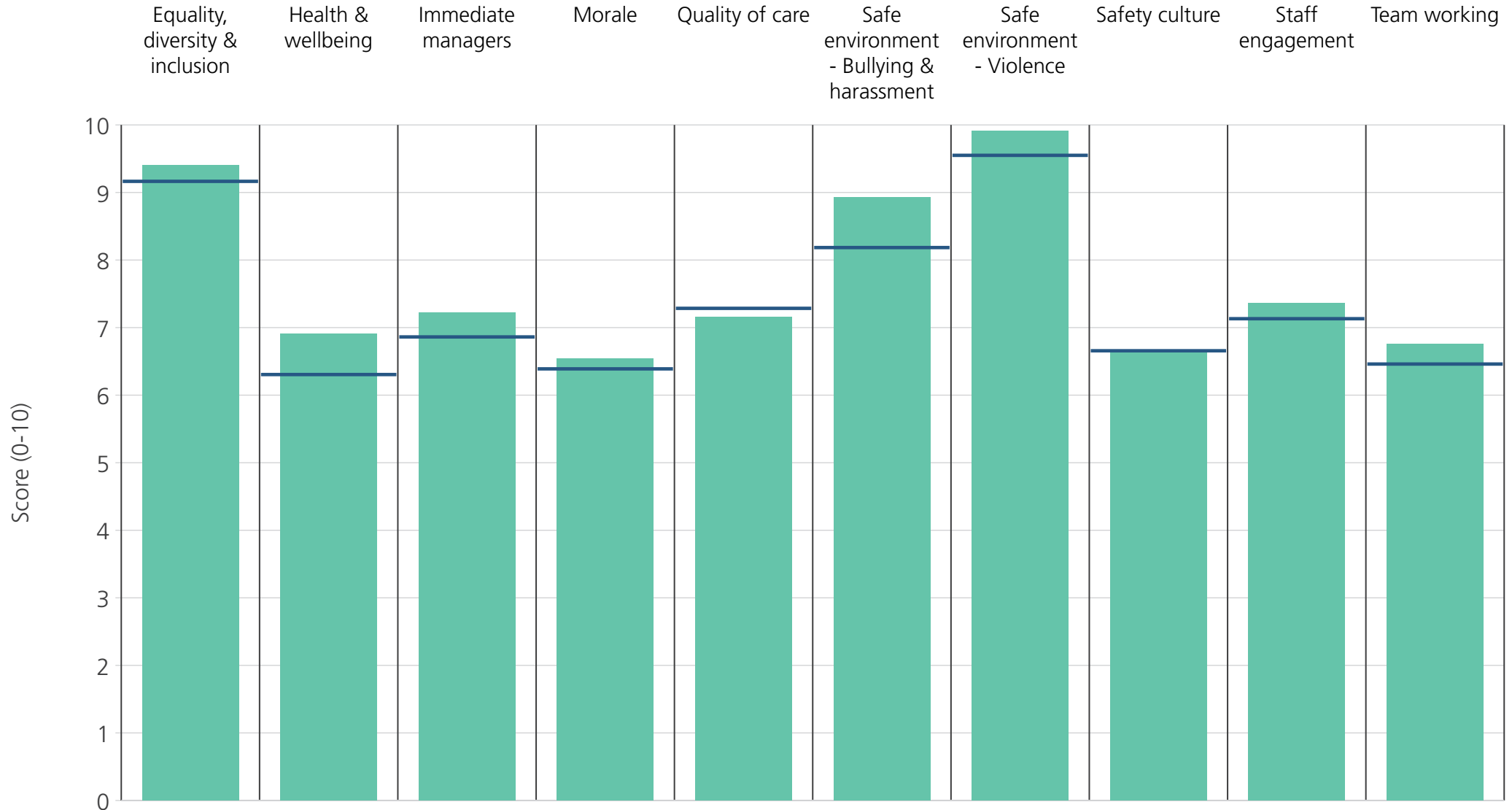
<b>Directorate</b>	9.2	6.8	7.2	7.0	7.5	8.1	9.7	6.9	7.5	7.0
<b>Your org</b>	9.2	6.3	6.9	6.4	7.3	8.2	9.5	6.7	7.1	6.5
<b>Responses</b>	189	191	189	191	191	191	191	191	191	189



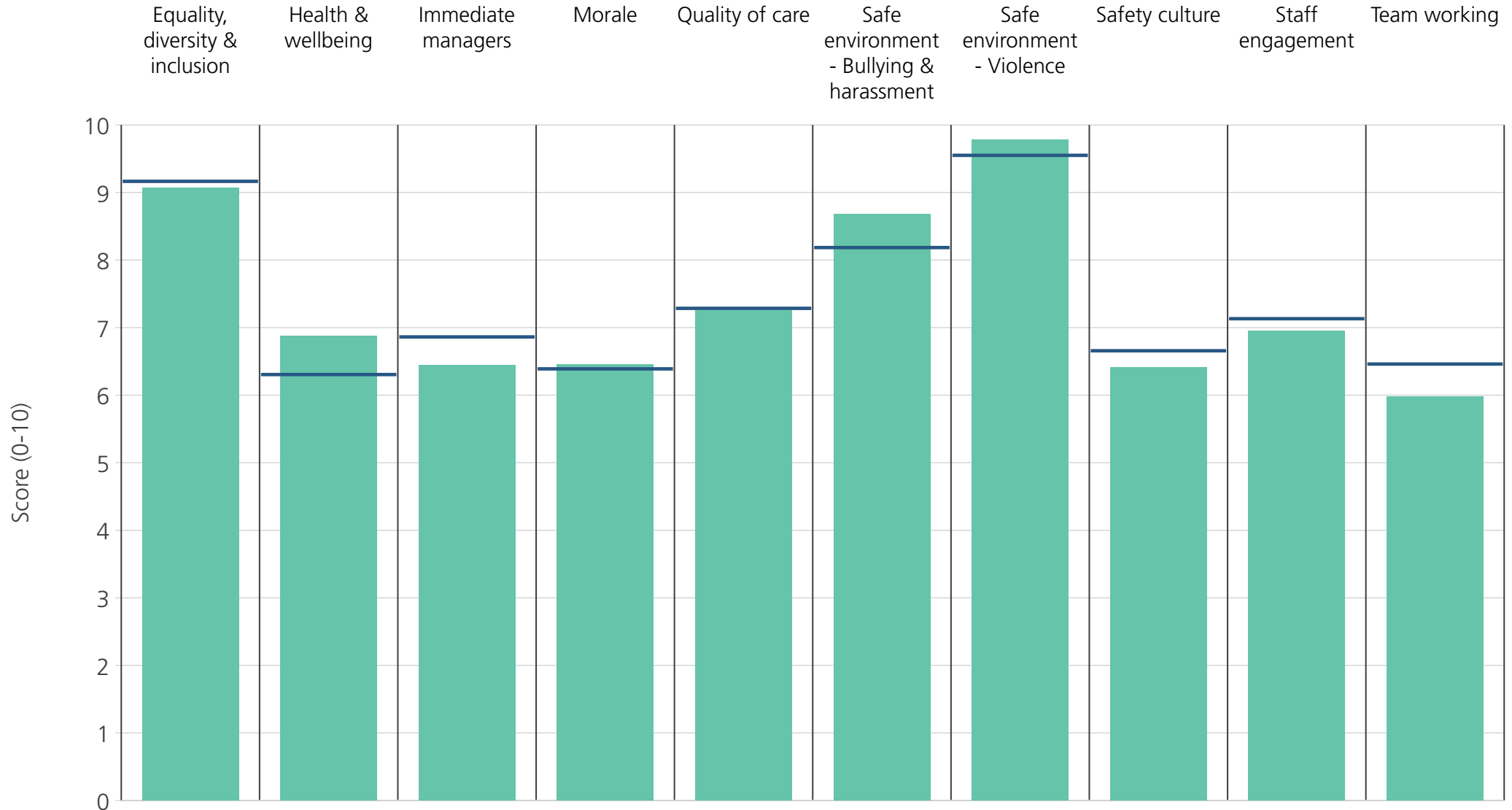
<b>Directorate</b>	9.0	5.8	6.9	6.3	7.1	7.5	9.1	6.7	7.2	6.5
<b>Your org</b>	9.2	6.3	6.9	6.4	7.3	8.2	9.5	6.7	7.1	6.5
<b>Responses</b>	609	610	607	608	599	606	607	609	610	599

# Directorates 2

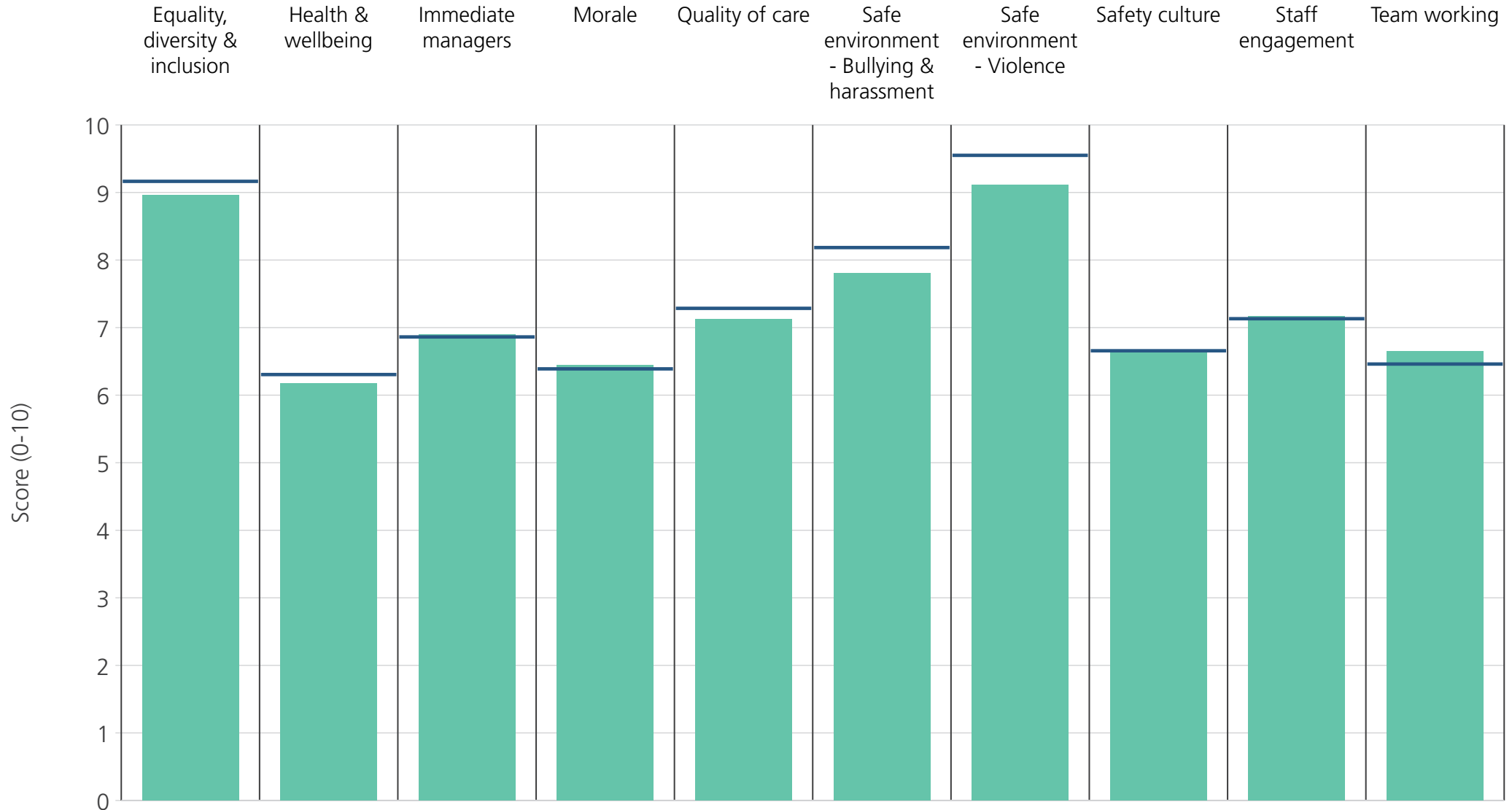
Royal United Hospitals Bath NHS Foundation Trust  
2020 NHS Staff Survey Results



<b>Directorate</b>	9.4	6.9	7.2	6.5	7.2	8.9	9.9	6.6	7.4	6.8
<b>Your org</b>	9.2	6.3	6.9	6.4	7.3	8.2	9.5	6.7	7.1	6.5
<b>Responses</b>	360	360	361	360	178	358	360	355	362	357

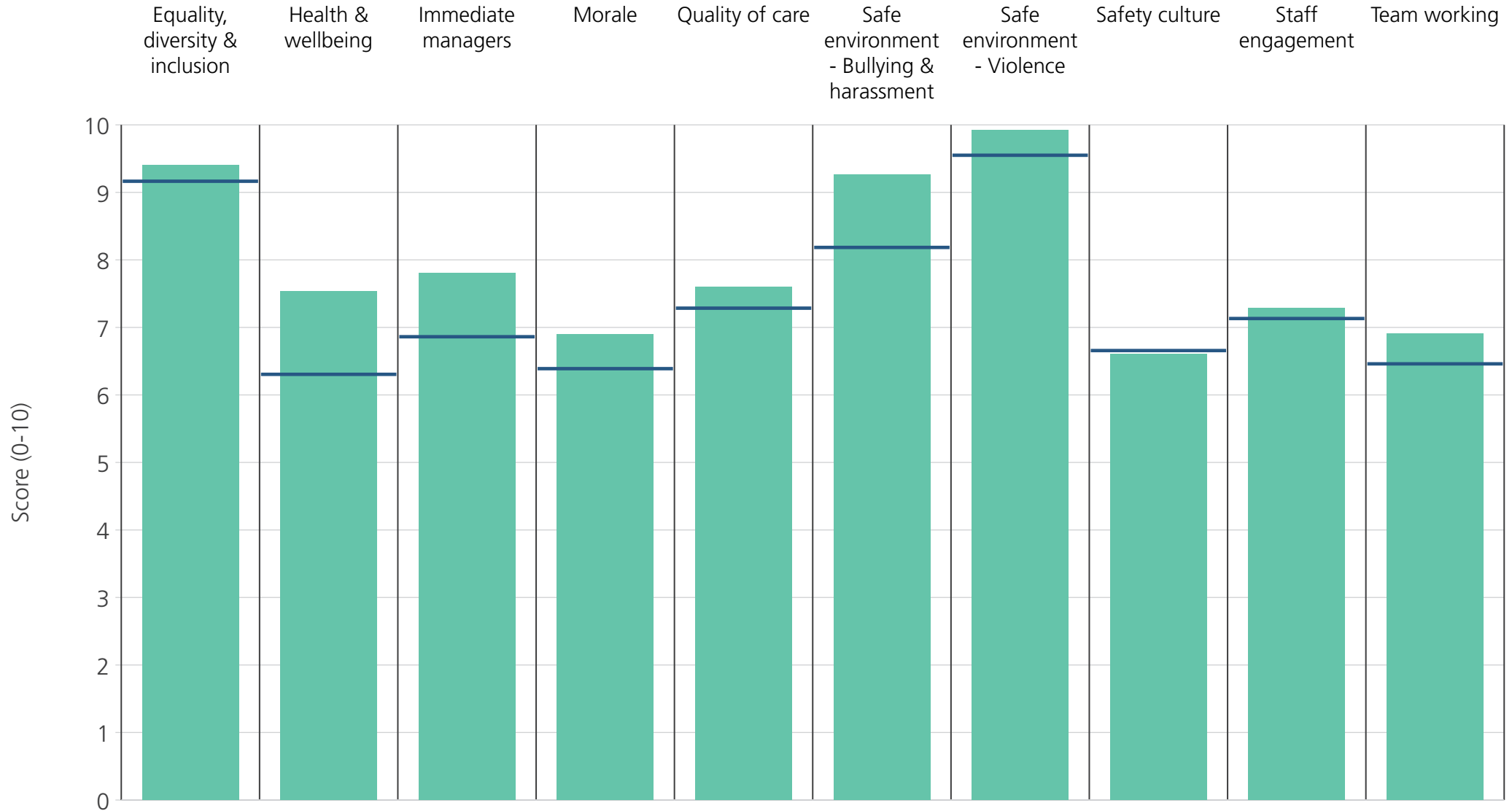


<b>Directorate</b>	9.1	6.9	6.4	6.4	7.3	8.7	9.8	6.4	7.0	6.0
<b>Your org</b>	9.2	6.3	6.9	6.4	7.3	8.2	9.5	6.7	7.1	6.5
<b>Responses</b>	266	271	284	263	180	262	263	266	271	269

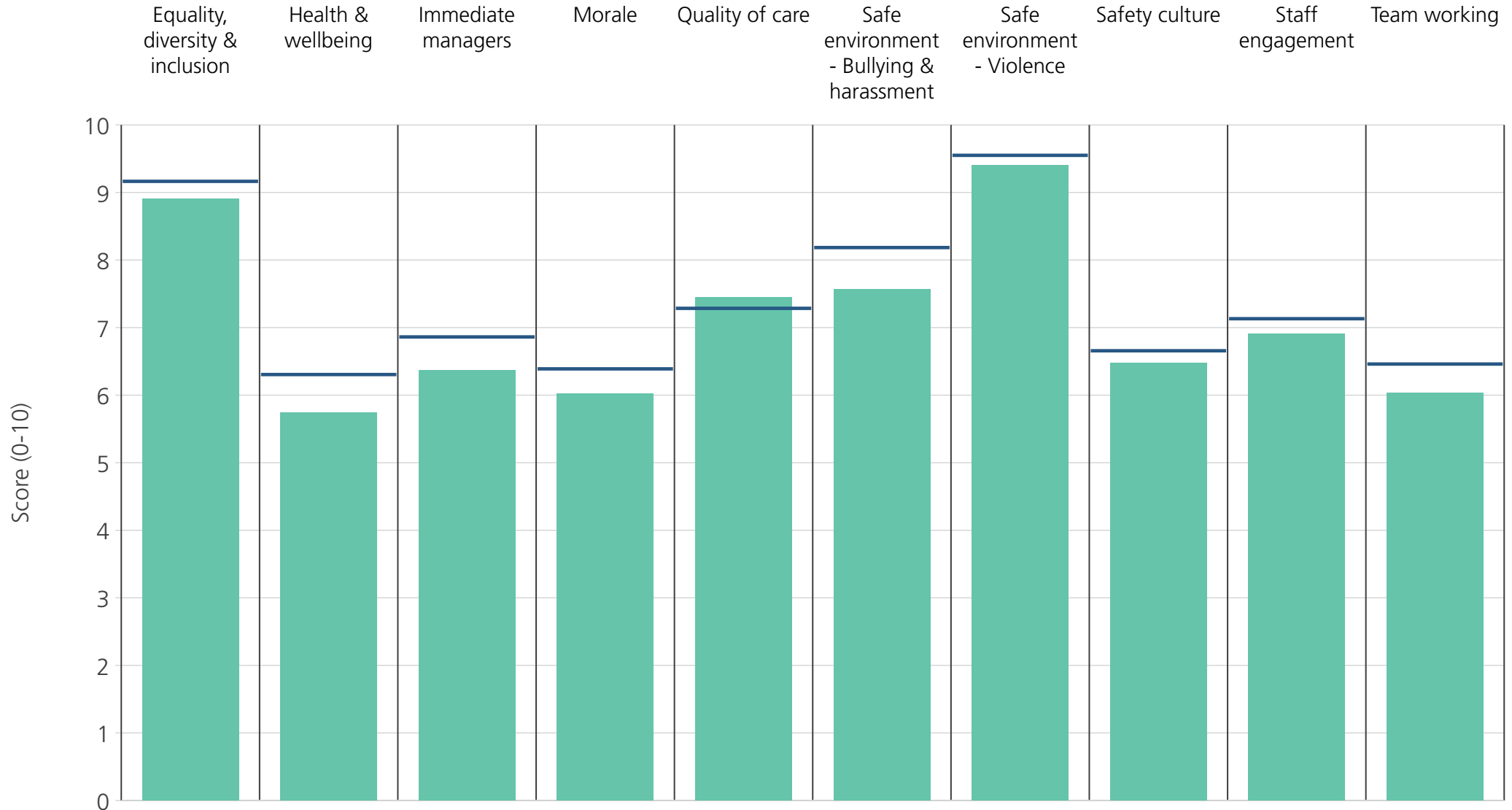


<b>Directorate</b>	9.0	6.2	6.9	6.4	7.1	7.8	9.1	6.7	7.2	6.6
<b>Your org</b>	9.2	6.3	6.9	6.4	7.3	8.2	9.5	6.7	7.1	6.5
<b>Responses</b>	654	658	657	658	613	655	651	659	659	644

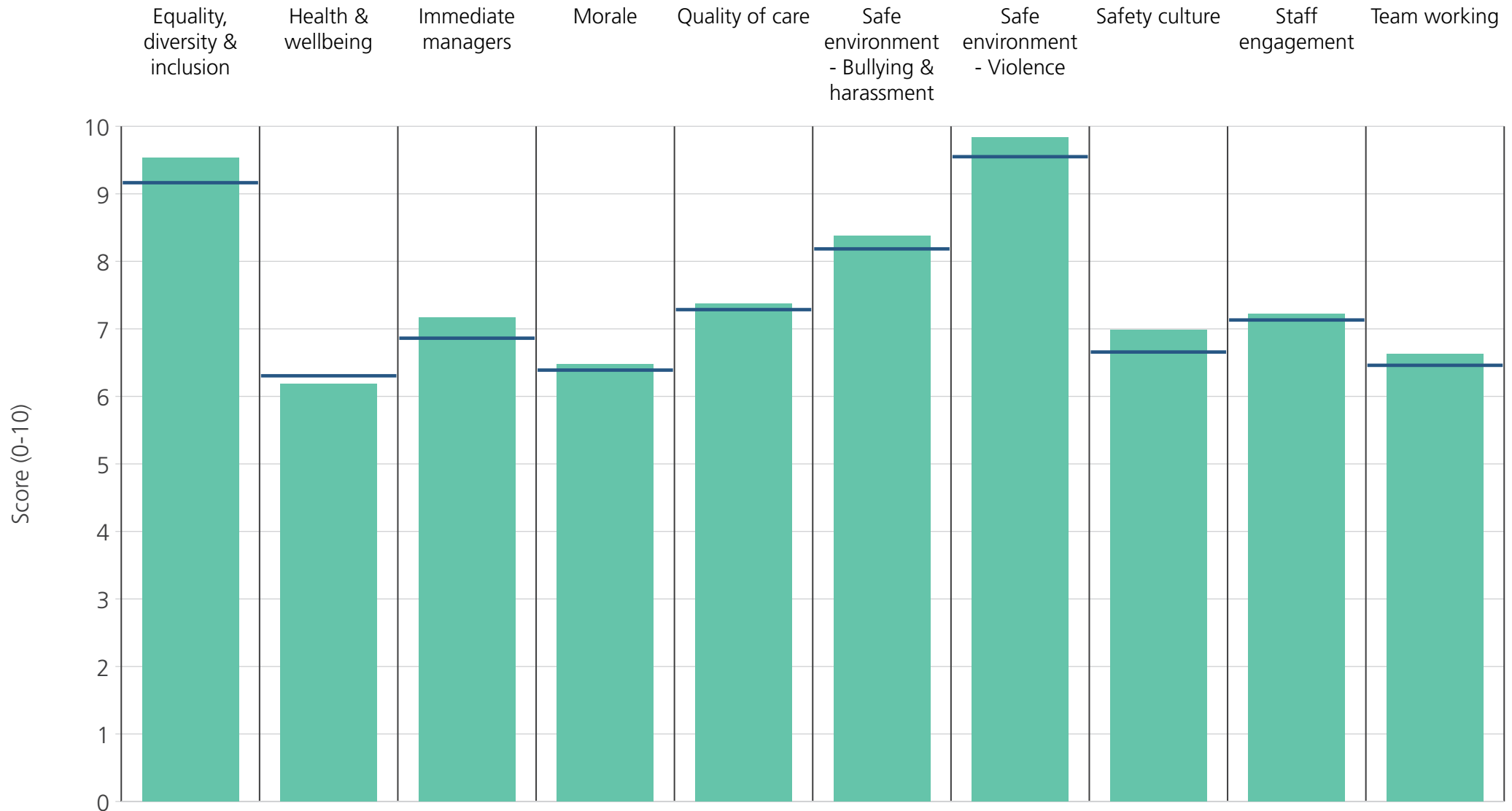




<b>Directorate</b>	9.4	7.5	7.8	6.9	7.6	9.3	9.9	6.6	7.3	6.9
<b>Your org</b>	9.2	6.3	6.9	6.4	7.3	8.2	9.5	6.7	7.1	6.5
<b>Responses</b>	45	45	45	45	34	45	44	44	45	44



<b>Directorate</b>	8.9	5.7	6.4	6.0	7.4	7.6	9.4	6.5	6.9	6.0
<b>Your org</b>	9.2	6.3	6.9	6.4	7.3	8.2	9.5	6.7	7.1	6.5
<b>Responses</b>	478	480	480	481	457	481	481	481	483	475



<b>Directorate</b>	9.5	6.2	7.2	6.5	7.4	8.4	9.8	7.0	7.2	6.6
<b>Your org</b>	9.2	6.3	6.9	6.4	7.3	8.2	9.5	6.7	7.1	6.5
<b>Responses</b>	512	515	513	512	482	509	512	513	516	505