

# East Suffolk and North Essex NHS Foundation Trust

2020 NHS Staff Survey

**Directorate Report**

**Contents**

Introduction . . . . .	3	432 G2 SURG Vascular & Urology . . . . .	26
Themes – Directorates 1 . . . . .	4	432 G2 W&C Paediatrics . . . . .	27
432 G1 Cancer and Diagnostics . . . . .	5	432 G2 W&C Womens Services . . . . .	28
432 G1 Medicine Colchester . . . . .	6	432 G3 INT General Community . . . . .	29
432 G2 MSK and Specialist Surgery . . . . .	7	432 G3 INT Integrated Pathways . . . . .	30
432 G2 Medicine Ipswich . . . . .	8	432 G4 CORP Central Team . . . . .	31
432 G2 Surgery and Anaesthetics . . . . .	9	432 G4 CORP Estates & Facilities . . . . .	32
432 G2 Women's and Children's . . . . .	10	432 G4 CORP Finance & Information Services . . . . .	33
432 G3 Integrated Pathways . . . . .	11	432 G4 CORP Human Resources . . . . .	34
432 G4 Corporate Services . . . . .	12	432 G4 CORP ICT . . . . .	35
Themes – Directorates 2 . . . . .	13	432 G4 CORP Nursing / Research / Innovation . . . . .	36
432 G1 C&D Cancer & Diagnostics . . . . .	14		
432 G1 C&D Medical Imaging /Radiation Services . . . . .	15		
432 G1 C&D Pathology . . . . .	16		
432 G1 C&D Pharmacy . . . . .	17		
432 G1 MED Emergency Medicine Colchester . . . . .	18		
432 G1 MED General Medicine Colchester . . . . .	19		
432 G2 MED Emergency Medicine Ipswich . . . . .	20		
432 G2 MED Medicine IPH . . . . .	21		
432 G2 MSKSS MSK . . . . .	22		
432 G2 MSKSS Specialist Surgery . . . . .	23		
432 G2 SURG Surgery & Anaesthetic . . . . .	24		
432 G2 SURG Theatres & Anaesthetics . . . . .	25		

This directorate report for East Suffolk and North Essex NHS Foundation Trust contains results by directorate for themes from the 2020 NHS Staff Survey. These results are compared to the unweighted average for your organisation.

**Please note:** It is possible that there are differences between the 'Your org' scores reported in this directorate report and those in the benchmark report. This is because the results in the benchmark report are weighted to allow for fair comparisons between organisations of a similar type. However, in this report comparisons are made within your organisation so the unweighted organisation result is a more appropriate point of comparison.

The directorate breakdowns used in this report were provided and defined by East Suffolk and North Essex NHS Foundation Trust. Details of how the theme scores were calculated are included in the Technical Document, available to download from our [results website](#).

## Key features

Breakdown type and **directorate name** are specified in the header. Black text in the header is hyperlinked: clicking on '2020 NHS Staff Survey Results' navigates back to the contents page.

Directorate results are presented in the context of the (unweighted) **organisation average ('Your org')**, so it is easy to tell if a directorate is performing better or worse than the organisation average. For all themes, a higher score is a better result than a lower score.

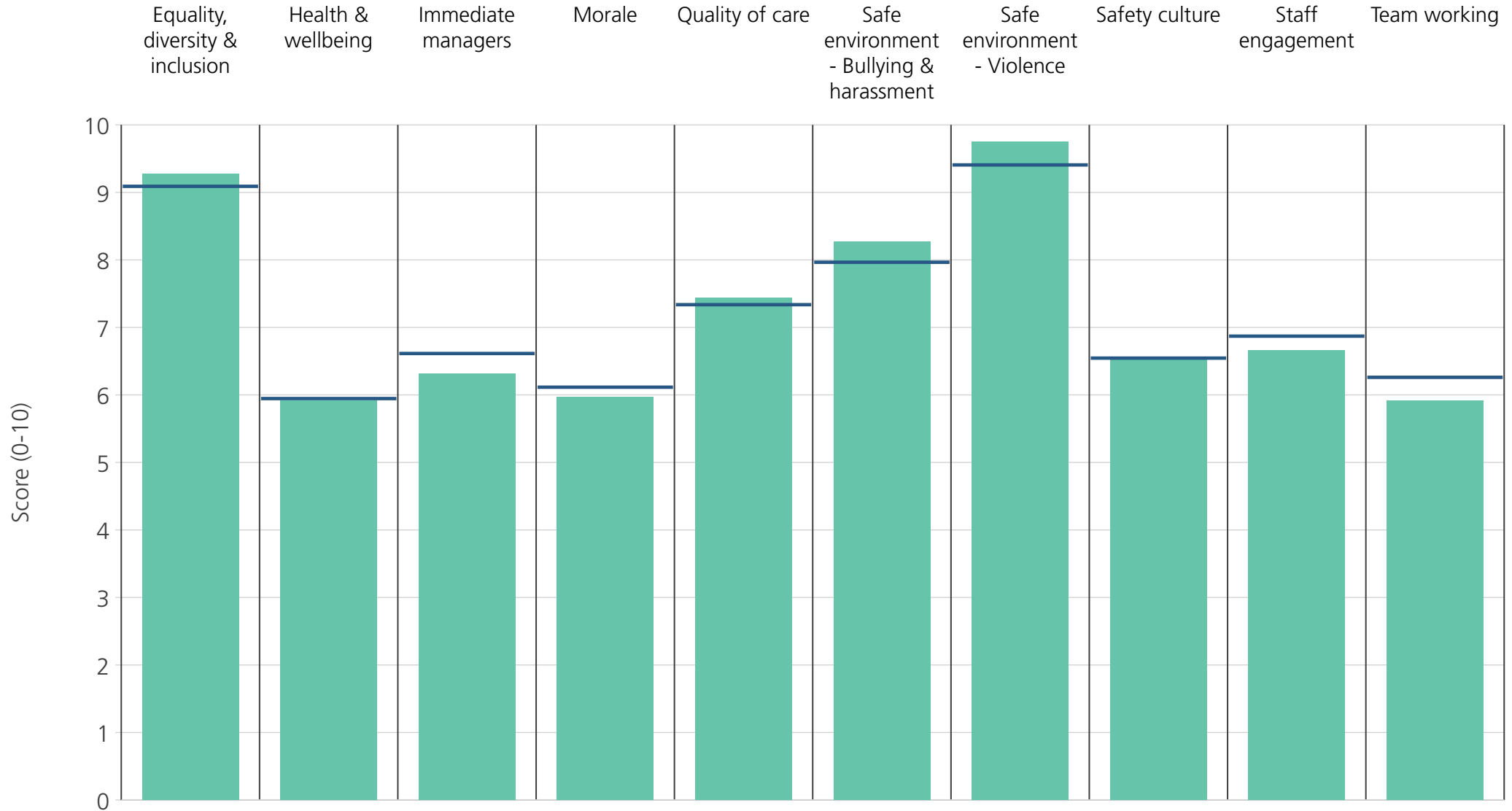
The **number of responses** feeding into each theme score **for the given directorate** is specified below the table containing the directorate and trust scores.



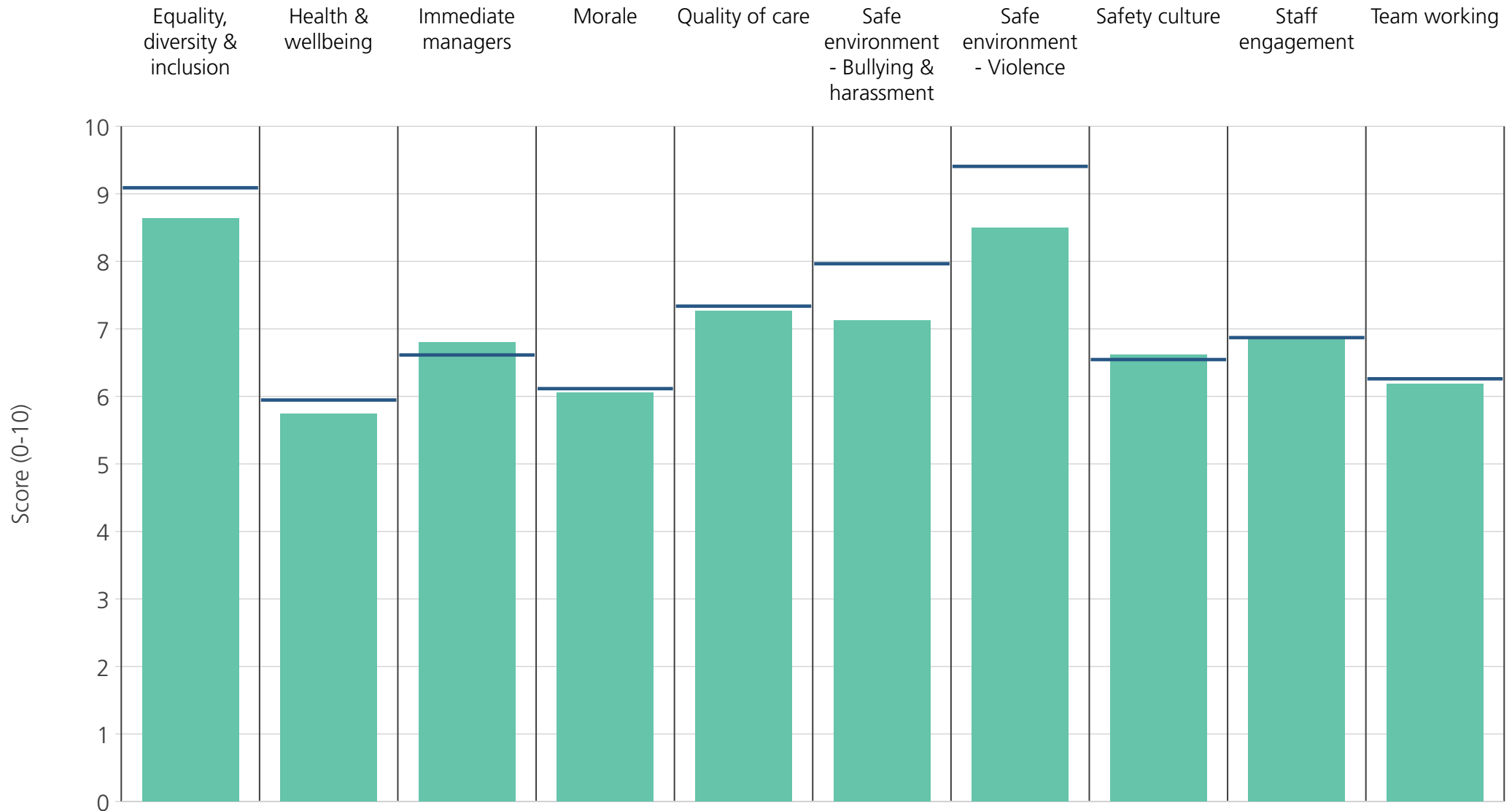
**! Note:** when there are less than 11 responses in a group, results are suppressed to protect staff confidentiality

# Directorates 1

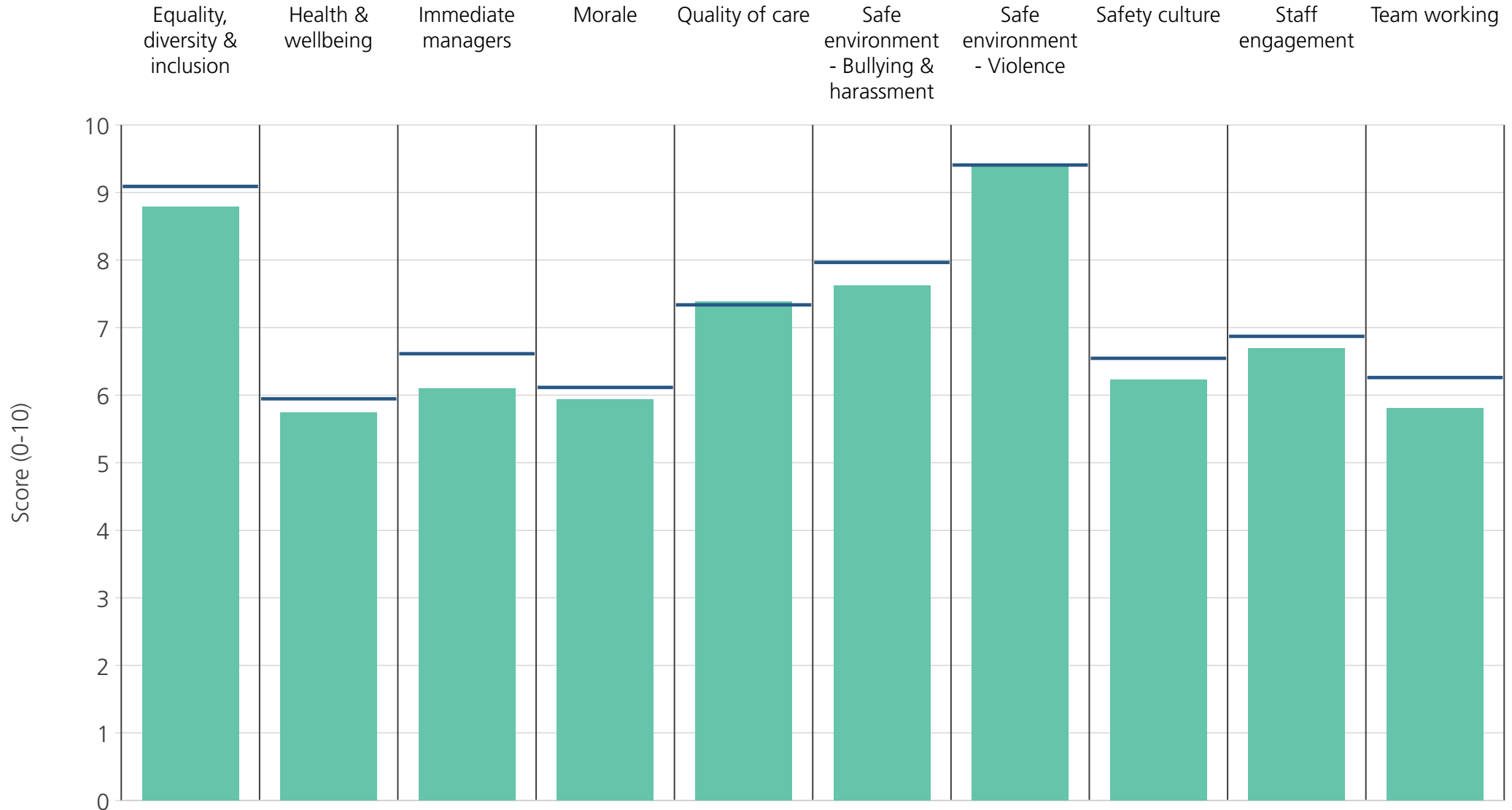
East Suffolk and North Essex NHS Foundation Trust  
2020 NHS Staff Survey Results



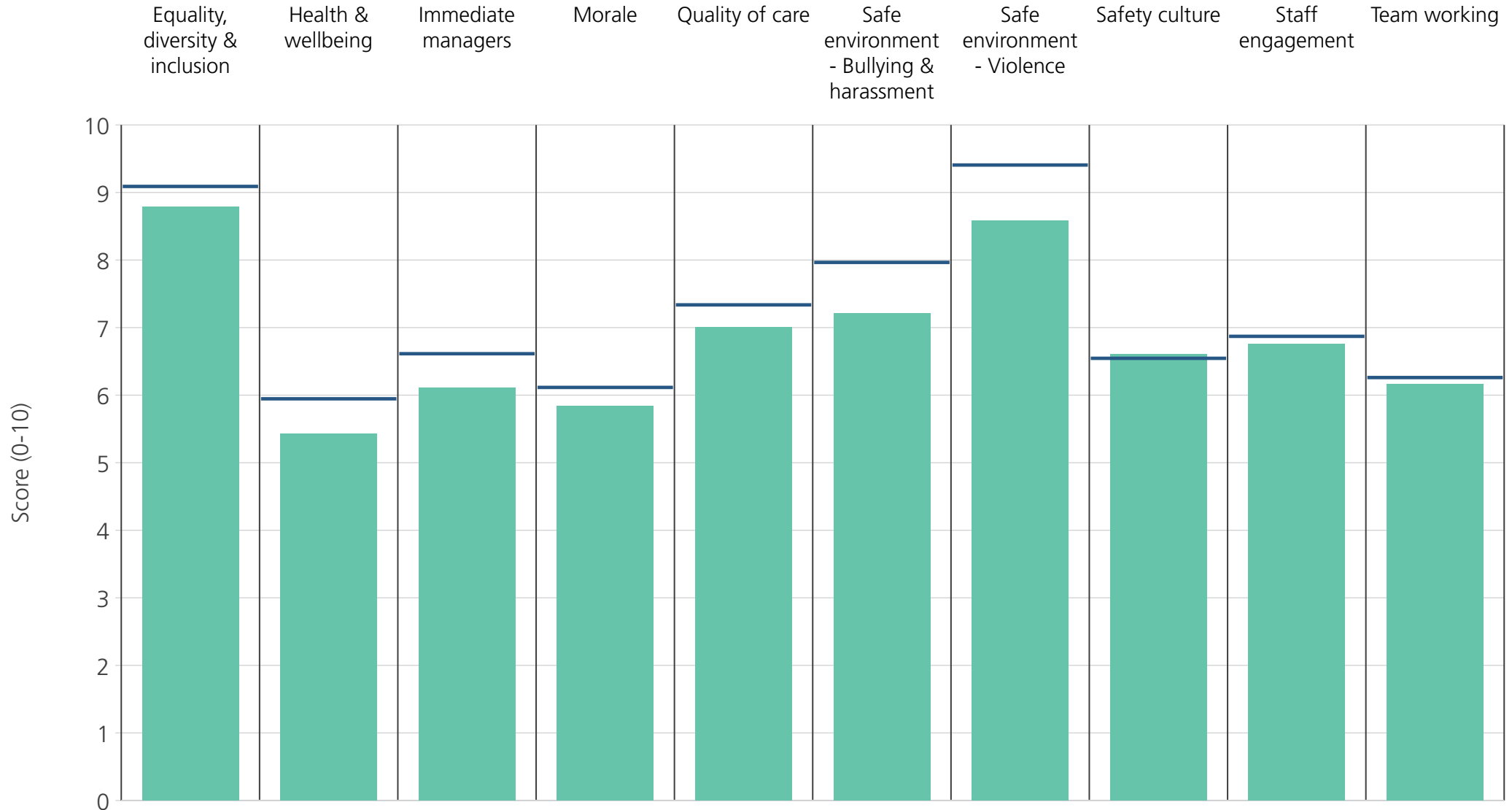
<b>Directorate</b>	9.3	5.9	6.3	6.0	7.4	8.3	9.7	6.5	6.7	5.9
<b>Your org</b>	9.1	5.9	6.6	6.1	7.3	8.0	9.4	6.5	6.9	6.3
<b>Responses</b>	713	718	721	712	668	690	718	712	728	721



<b>Directorate</b>	8.6	5.7	6.8	6.1	7.3	7.1	8.5	6.6	6.9	6.2
<b>Your org</b>	9.1	5.9	6.6	6.1	7.3	8.0	9.4	6.5	6.9	6.3
<b>Responses</b>	316	317	317	308	307	308	314	313	320	317

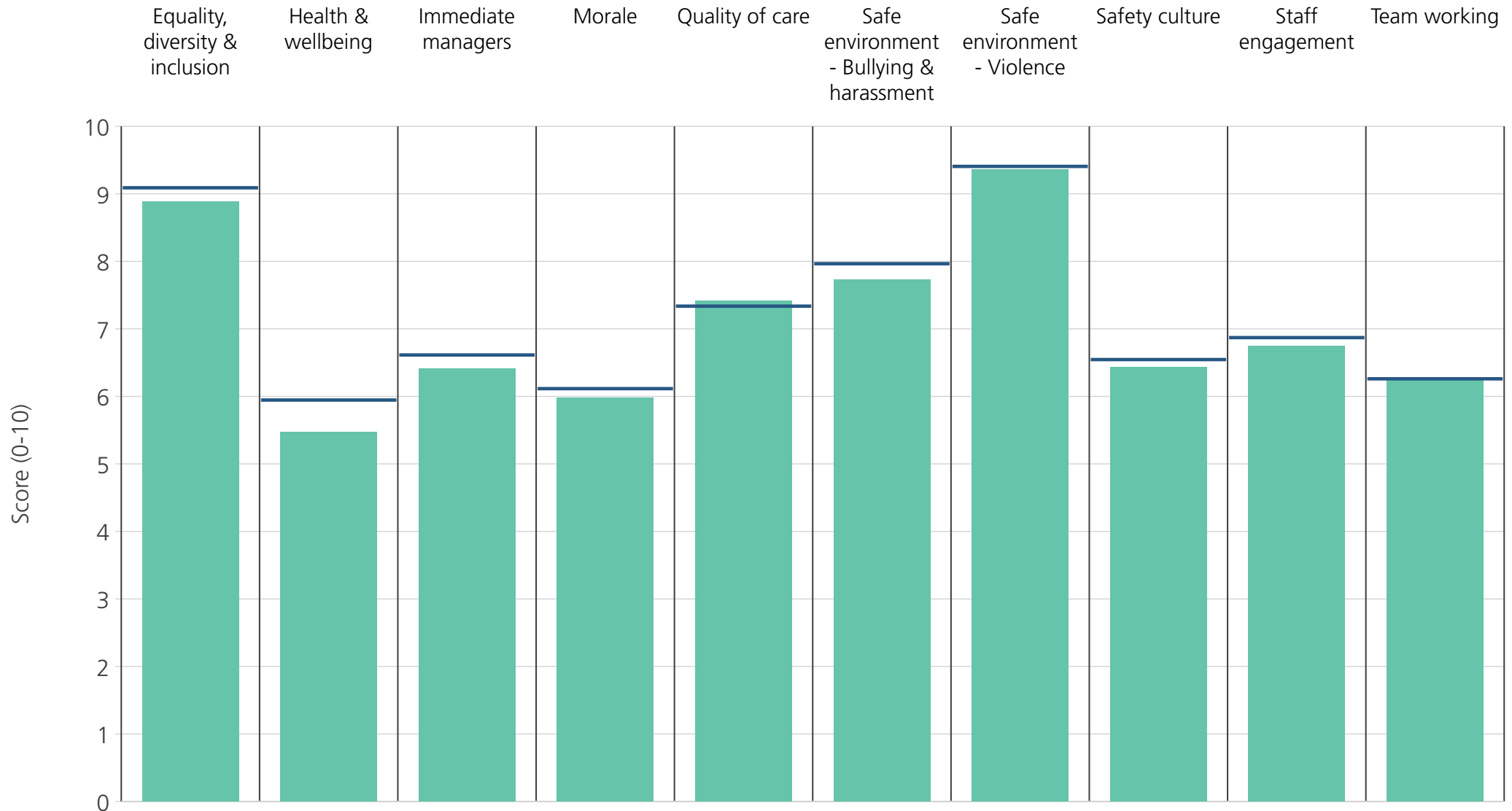


<b>Directorate</b>	8.8	5.7	6.1	5.9	7.4	7.6	9.4	6.2	6.7	5.8
<b>Your org</b>	9.1	5.9	6.6	6.1	7.3	8.0	9.4	6.5	6.9	6.3
<b>Responses</b>	381	383	385	379	373	369	383	381	389	388

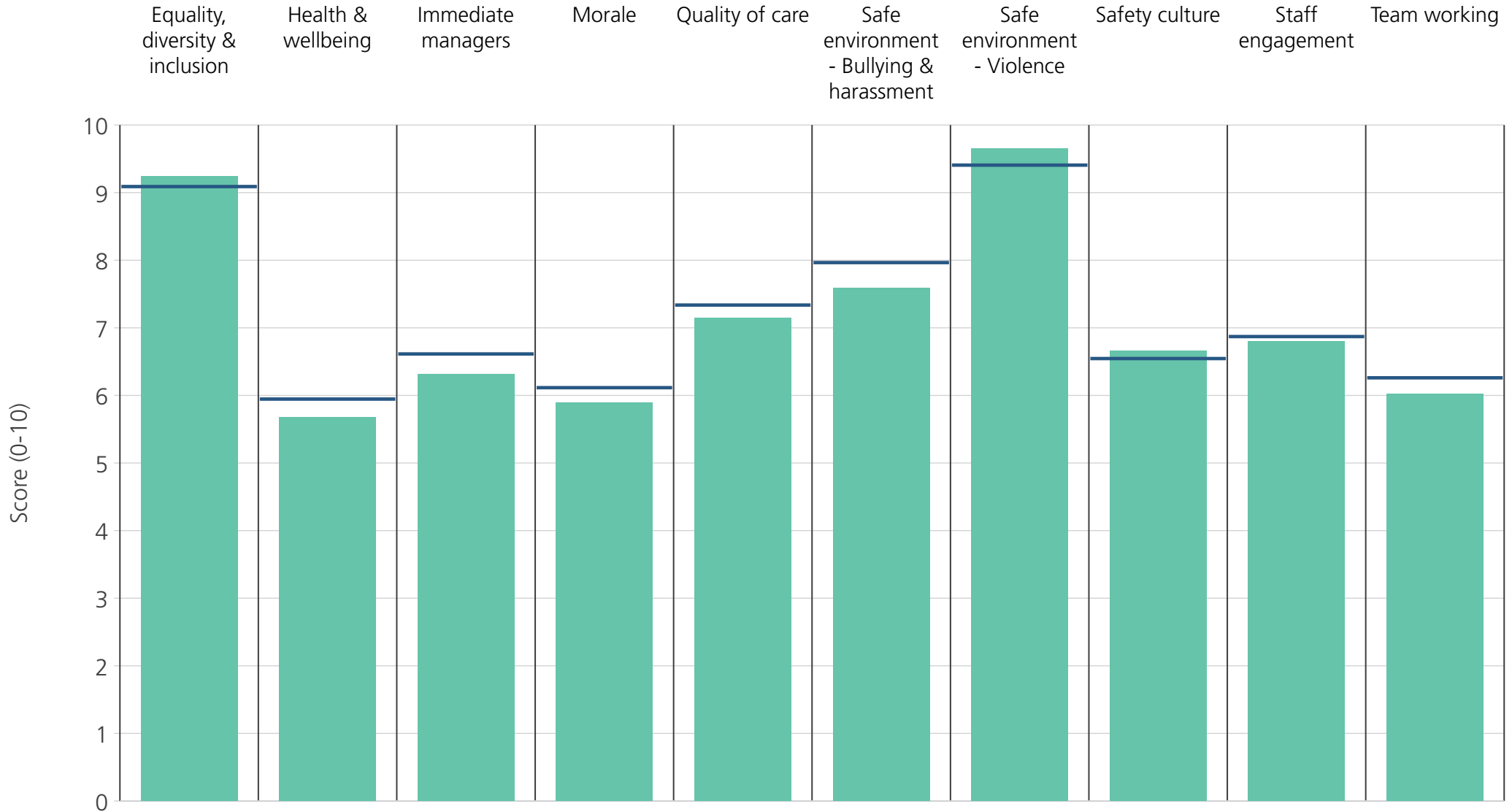


<b>Directorate</b>	8.8	5.4	6.1	5.8	7.0	7.2	8.6	6.6	6.8	6.2
<b>Your org</b>	9.1	5.9	6.6	6.1	7.3	8.0	9.4	6.5	6.9	6.3
<b>Responses</b>	346	347	349	343	332	343	346	344	356	352

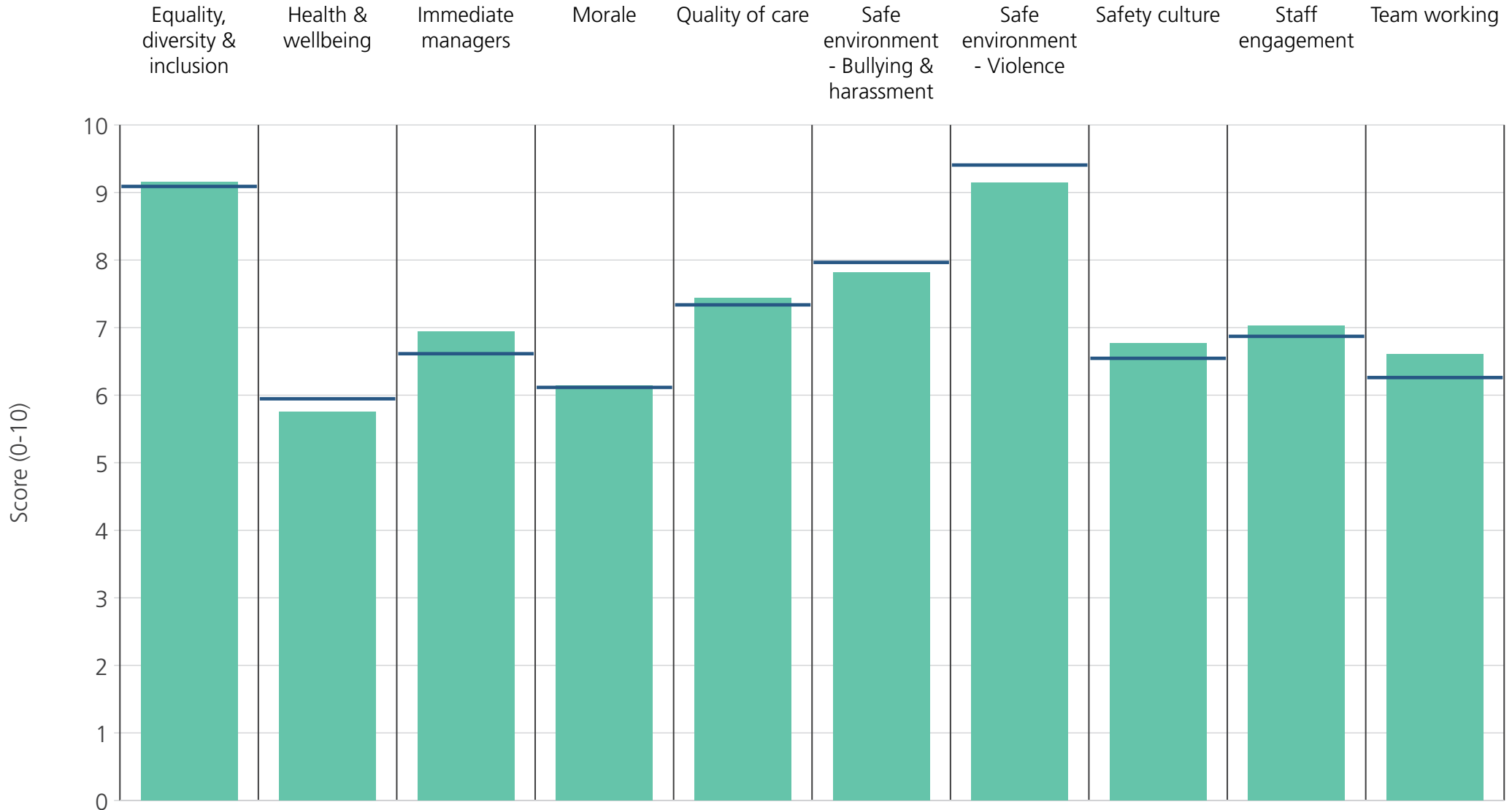




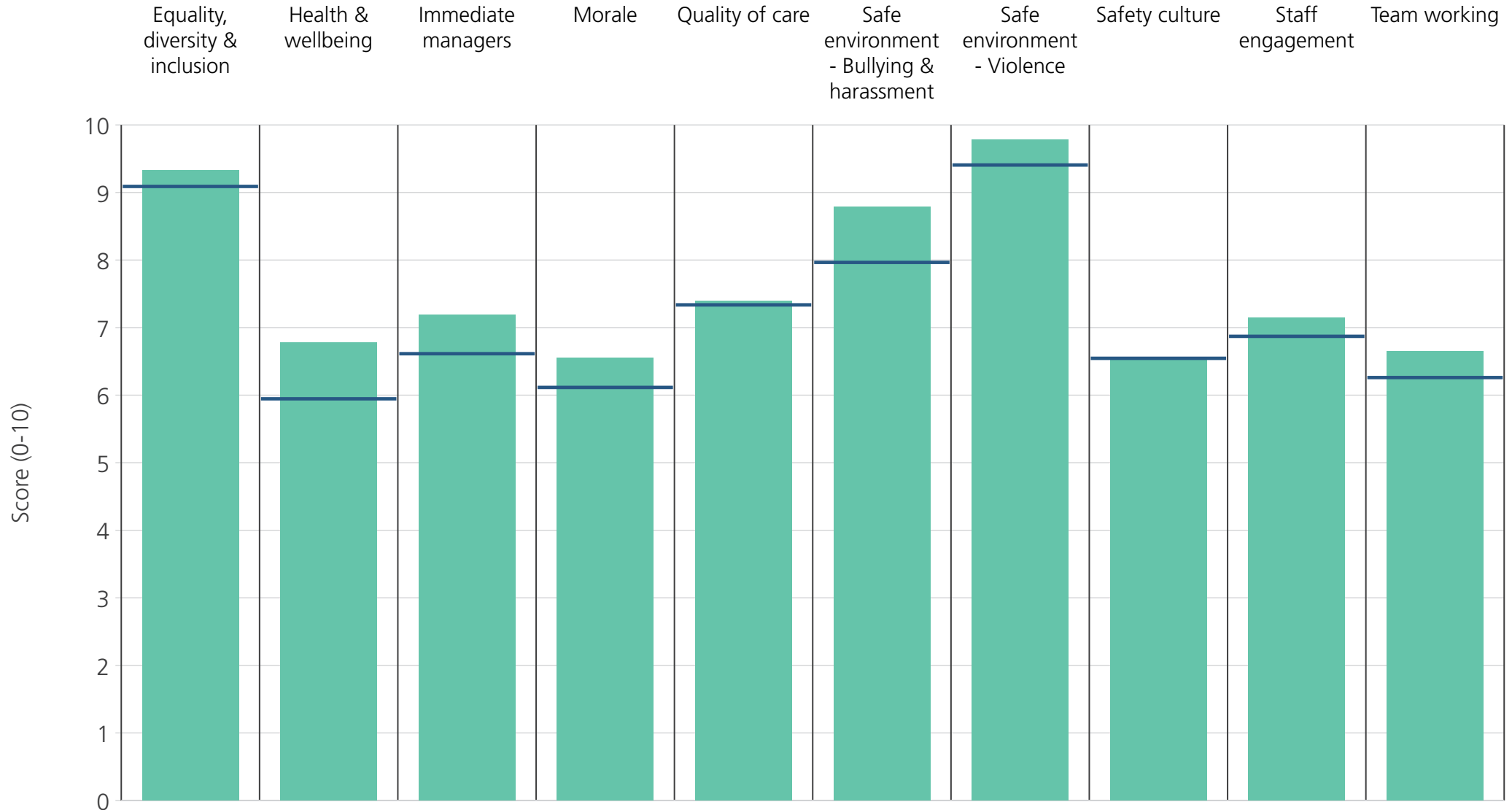
<b>Directorate</b>	8.9	5.5	6.4	6.0	7.4	7.7	9.4	6.4	6.7	6.3
<b>Your org</b>	9.1	5.9	6.6	6.1	7.3	8.0	9.4	6.5	6.9	6.3
<b>Responses</b>	574	582	583	574	562	561	580	574	594	589



<b>Directorate</b>	9.2	5.7	6.3	5.9	7.1	7.6	9.7	6.7	6.8	6.0
<b>Your org</b>	9.1	5.9	6.6	6.1	7.3	8.0	9.4	6.5	6.9	6.3
<b>Responses</b>	457	458	462	449	440	441	456	451	470	466



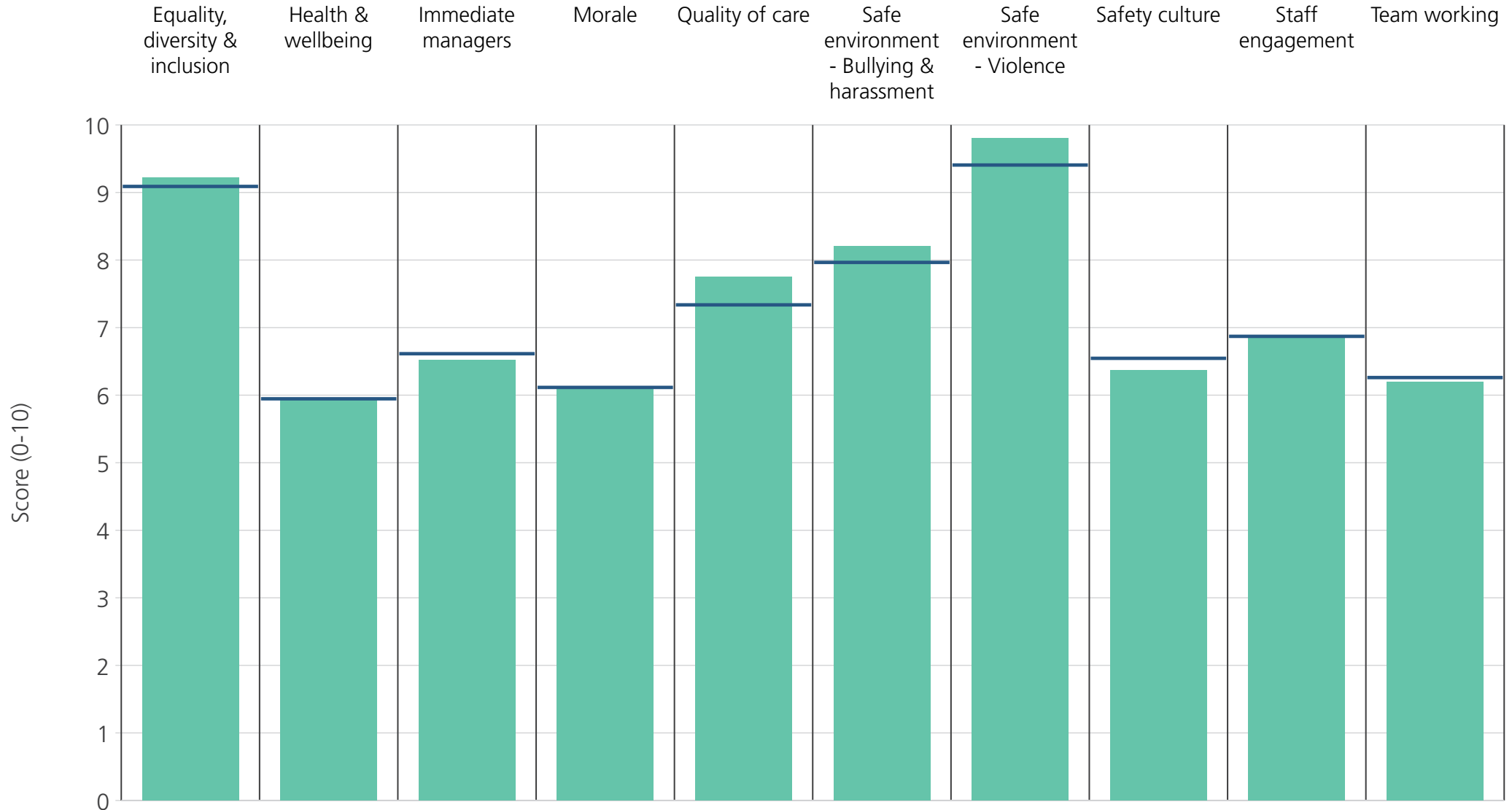
<b>Directorate</b>	9.2	5.8	6.9	6.1	7.4	7.8	9.1	6.8	7.0	6.6
<b>Your org</b>	9.1	5.9	6.6	6.1	7.3	8.0	9.4	6.5	6.9	6.3
<b>Responses</b>	570	575	577	567	561	556	574	572	583	578



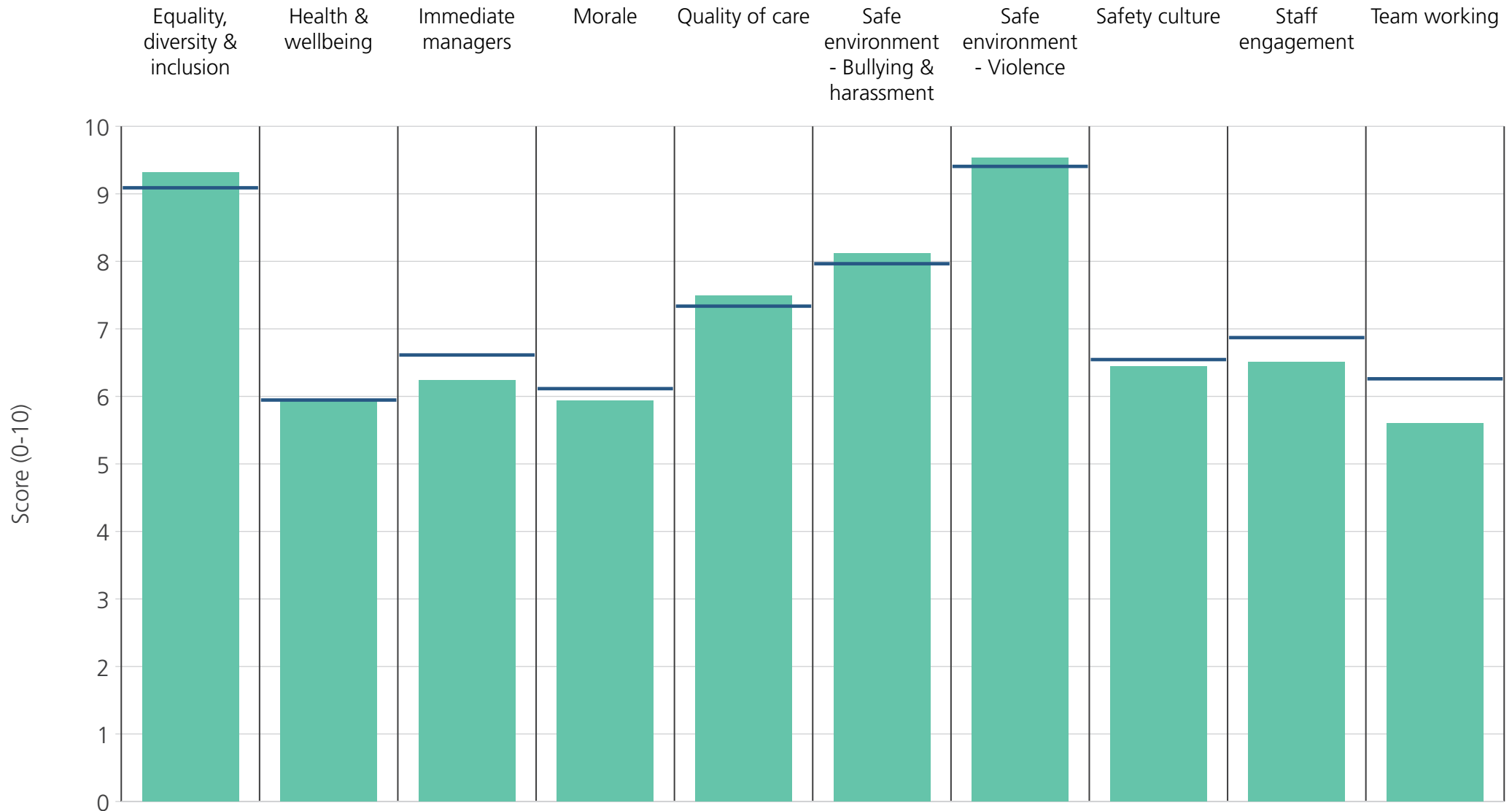
<b>Directorate</b>	9.3	6.8	7.2	6.6	7.4	8.8	9.8	6.5	7.1	6.7
<b>Your org</b>	9.1	5.9	6.6	6.1	7.3	8.0	9.4	6.5	6.9	6.3
<b>Responses</b>	1031	1030	1029	1021	674	990	1027	1022	1037	1025

# Directorates 2

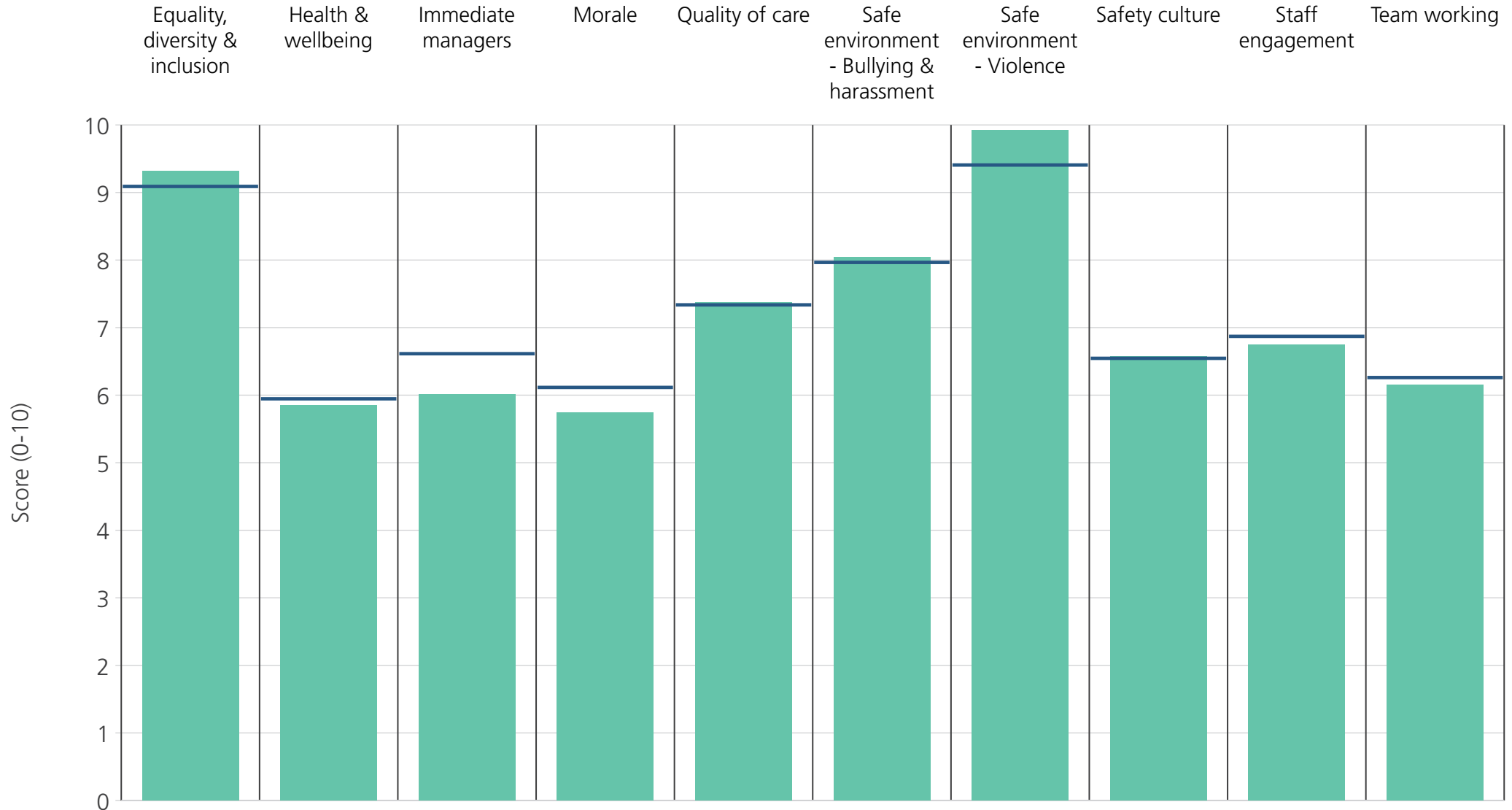
East Suffolk and North Essex NHS Foundation Trust  
2020 NHS Staff Survey Results



<b>Directorate</b>	9.2	6.0	6.5	6.1	7.8	8.2	9.8	6.4	6.8	6.2
<b>Your org</b>	9.1	5.9	6.6	6.1	7.3	8.0	9.4	6.5	6.9	6.3
<b>Responses</b>	204	206	206	204	195	195	206	205	208	206

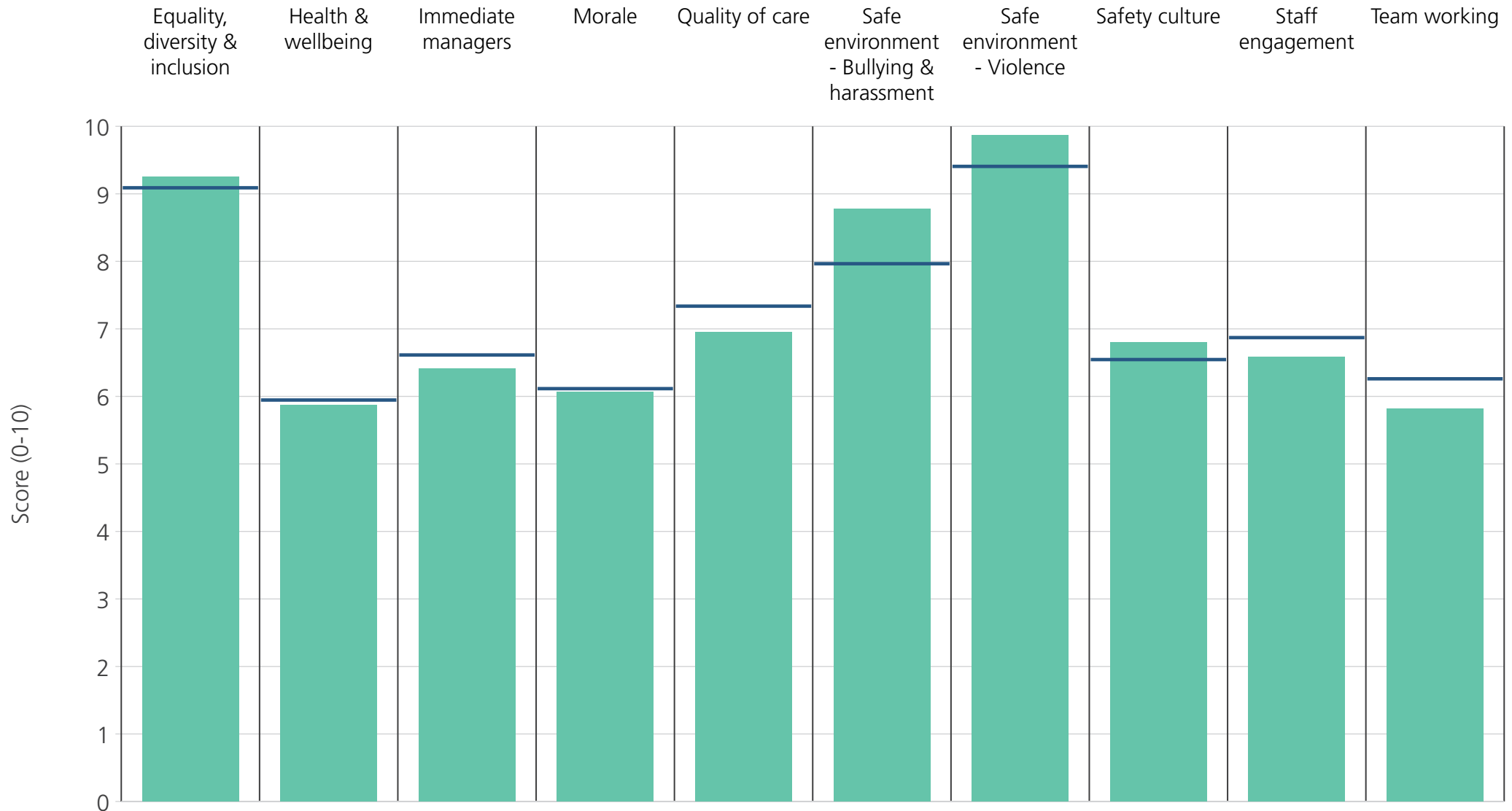


<b>Directorate</b>	9.3	5.9	6.2	5.9	7.5	8.1	9.5	6.4	6.5	5.6
<b>Your org</b>	9.1	5.9	6.6	6.1	7.3	8.0	9.4	6.5	6.9	6.3
<b>Responses</b>	233	235	235	232	227	225	235	231	238	236

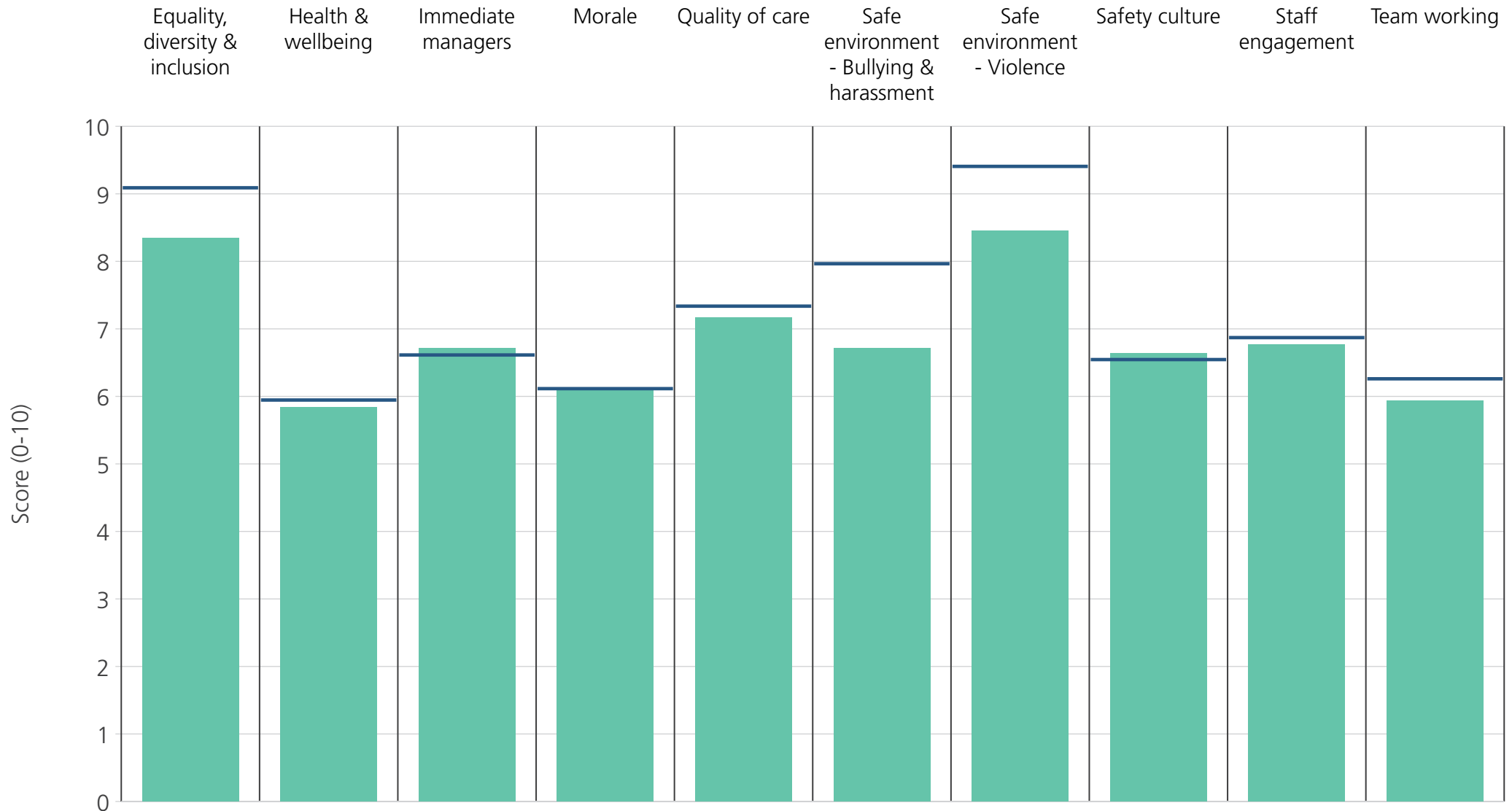


<b>Directorate</b>	9.3	5.8	6.0	5.7	7.4	8.0	9.9	6.6	6.7	6.2
<b>Your org</b>	9.1	5.9	6.6	6.1	7.3	8.0	9.4	6.5	6.9	6.3
<b>Responses</b>	129	130	133	129	116	127	130	129	134	133

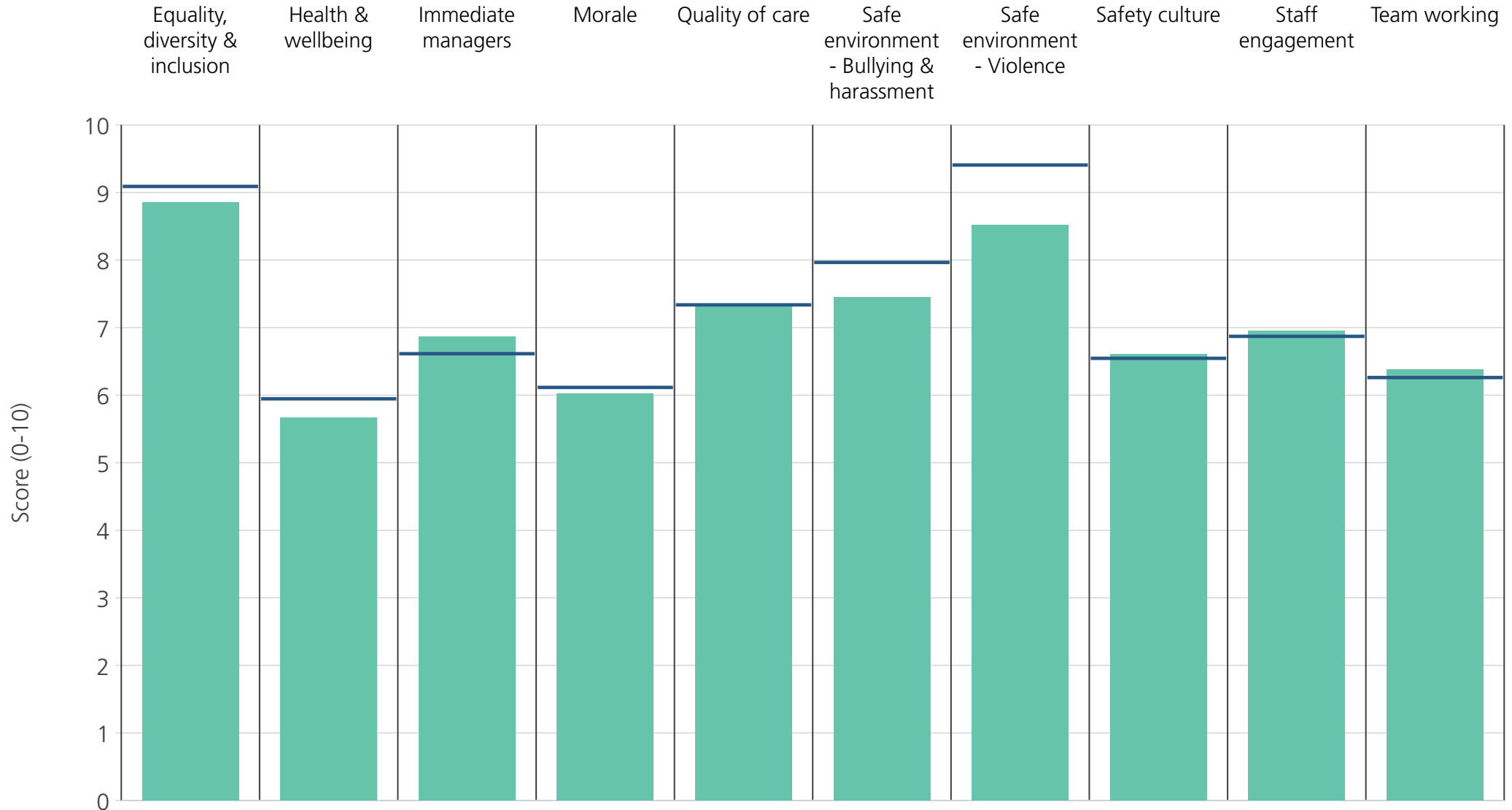




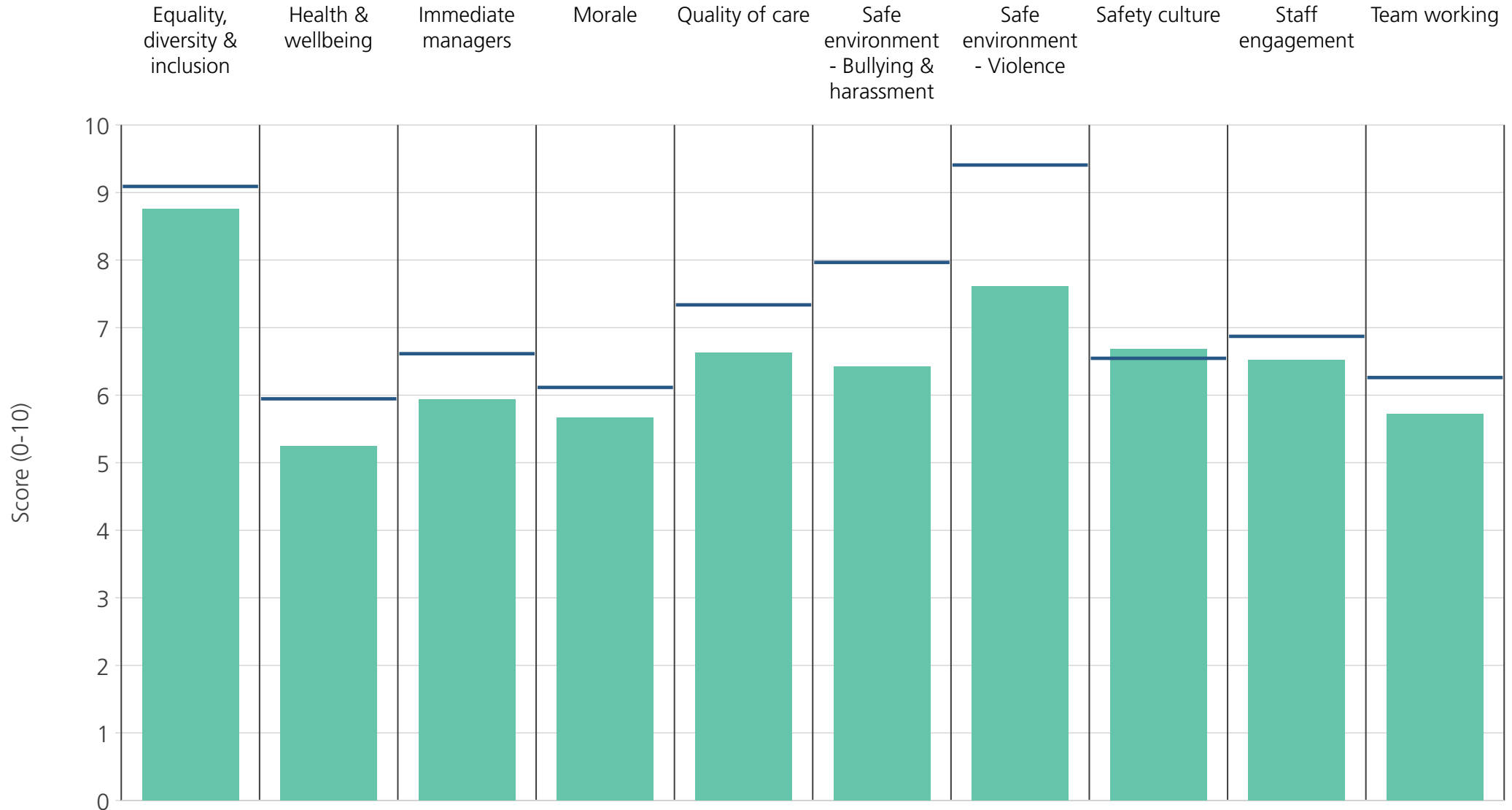
<b>Directorate</b>	9.3	5.9	6.4	6.1	6.9	8.8	9.9	6.8	6.6	5.8
<b>Your org</b>	9.1	5.9	6.6	6.1	7.3	8.0	9.4	6.5	6.9	6.3
<b>Responses</b>	147	147	147	147	130	143	147	147	148	146



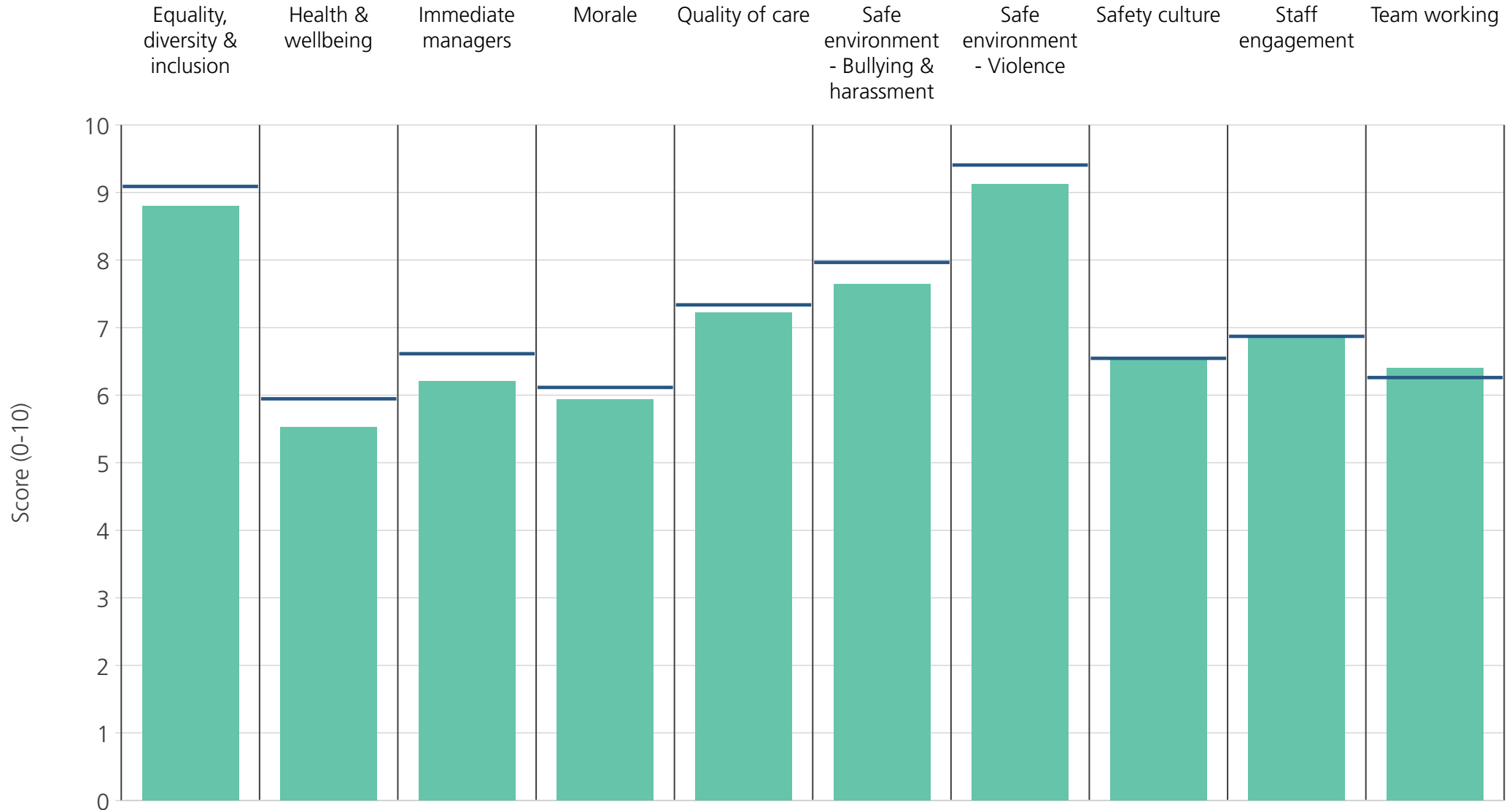
<b>Directorate</b>	8.3	5.8	6.7	6.1	7.2	6.7	8.5	6.6	6.8	5.9
<b>Your org</b>	9.1	5.9	6.6	6.1	7.3	8.0	9.4	6.5	6.9	6.3
<b>Responses</b>	139	140	140	135	136	137	138	138	141	139



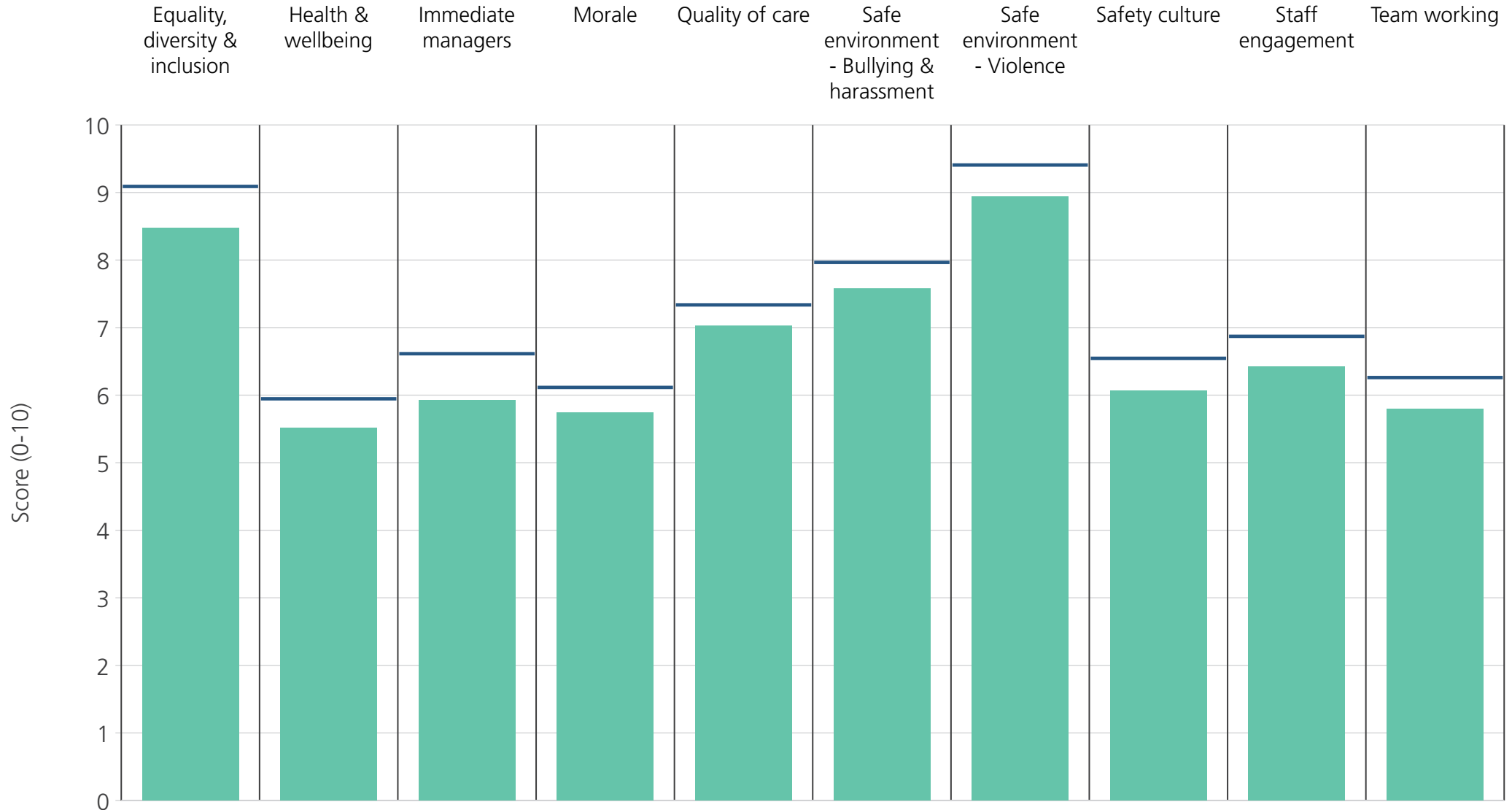
<b>Directorate</b>	8.9	5.7	6.9	6.0	7.3	7.4	8.5	6.6	7.0	6.4
<b>Your org</b>	9.1	5.9	6.6	6.1	7.3	8.0	9.4	6.5	6.9	6.3
<b>Responses</b>	177	177	177	173	171	171	176	175	179	178



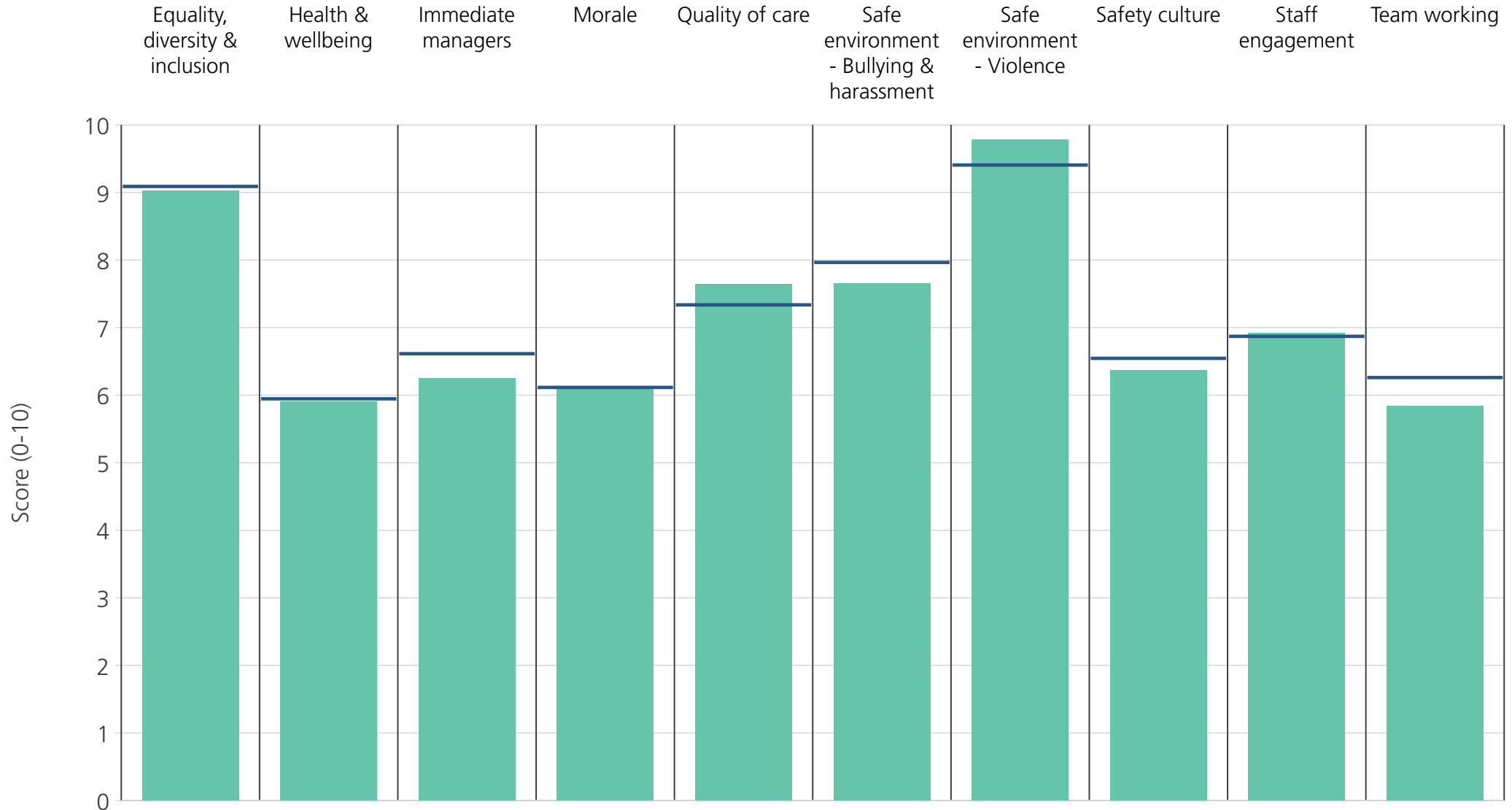
<b>Directorate</b>	8.8	5.2	5.9	5.7	6.6	6.4	7.6	6.7	6.5	5.7
<b>Your org</b>	9.1	5.9	6.6	6.1	7.3	8.0	9.4	6.5	6.9	6.3
<b>Responses</b>	122	123	124	121	120	122	123	122	126	126



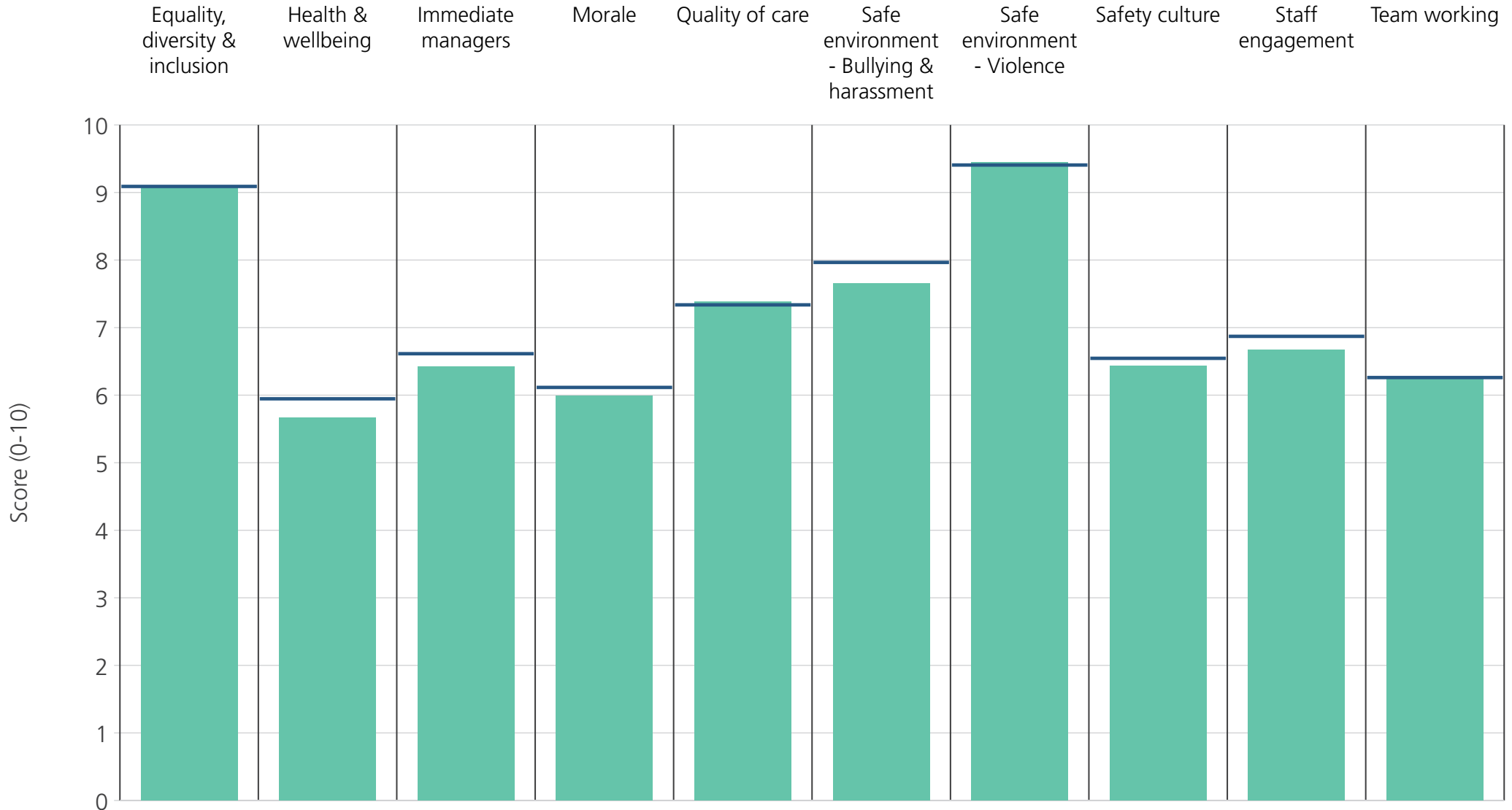
<b>Directorate</b>	8.8	5.5	6.2	5.9	7.2	7.6	9.1	6.6	6.9	6.4
<b>Your org</b>	9.1	5.9	6.6	6.1	7.3	8.0	9.4	6.5	6.9	6.3
<b>Responses</b>	224	224	225	222	212	221	223	222	230	226



<b>Directorate</b>	8.5	5.5	5.9	5.7	7.0	7.6	8.9	6.1	6.4	5.8
<b>Your org</b>	9.1	5.9	6.6	6.1	7.3	8.0	9.4	6.5	6.9	6.3
<b>Responses</b>	166	169	169	166	165	165	169	167	171	171

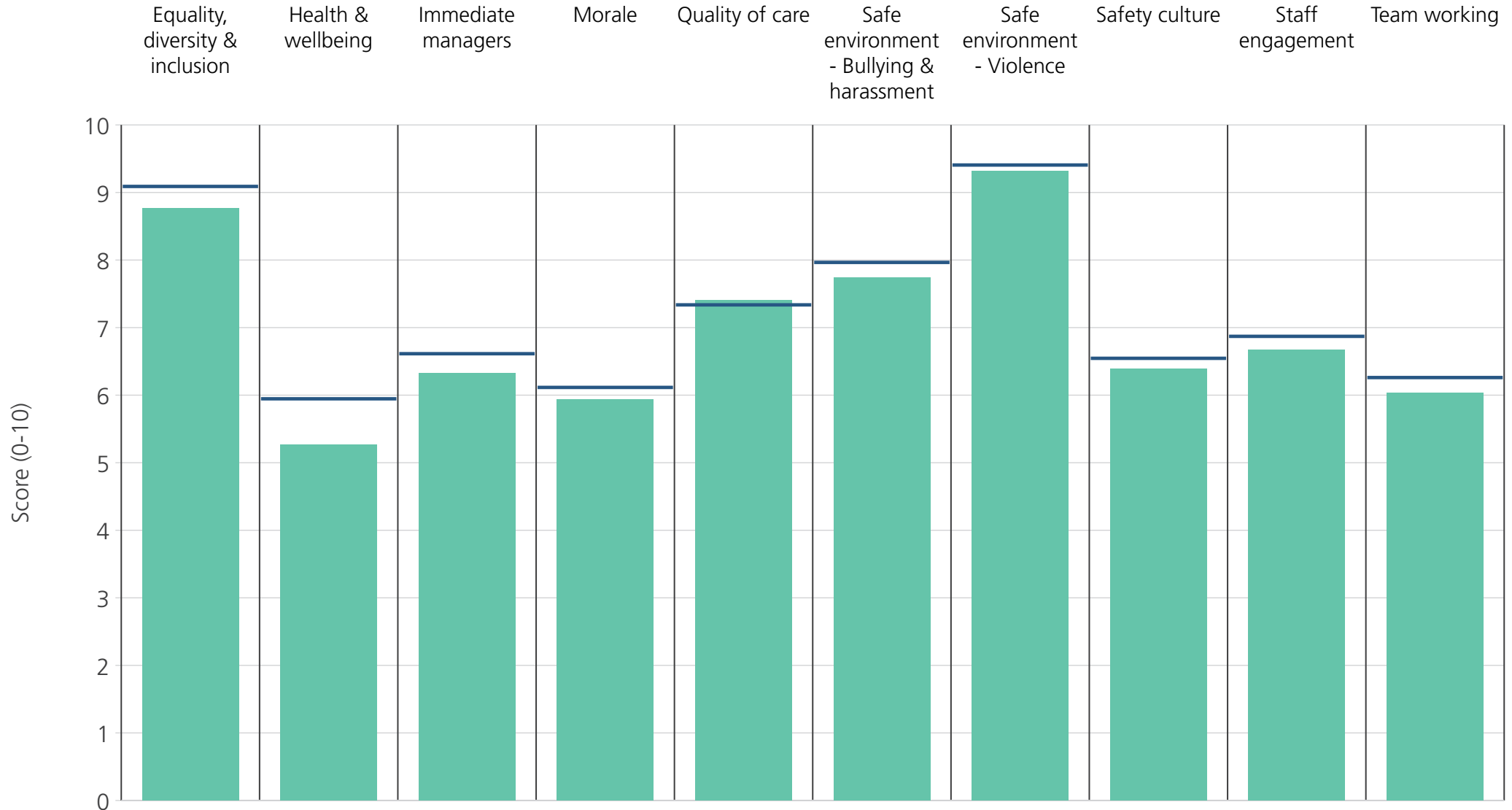


<b>Directorate</b>	9.0	5.9	6.3	6.1	7.6	7.7	9.8	6.4	6.9	5.8
<b>Your org</b>	9.1	5.9	6.6	6.1	7.3	8.0	9.4	6.5	6.9	6.3
<b>Responses</b>	213	212	214	211	206	203	212	212	216	215

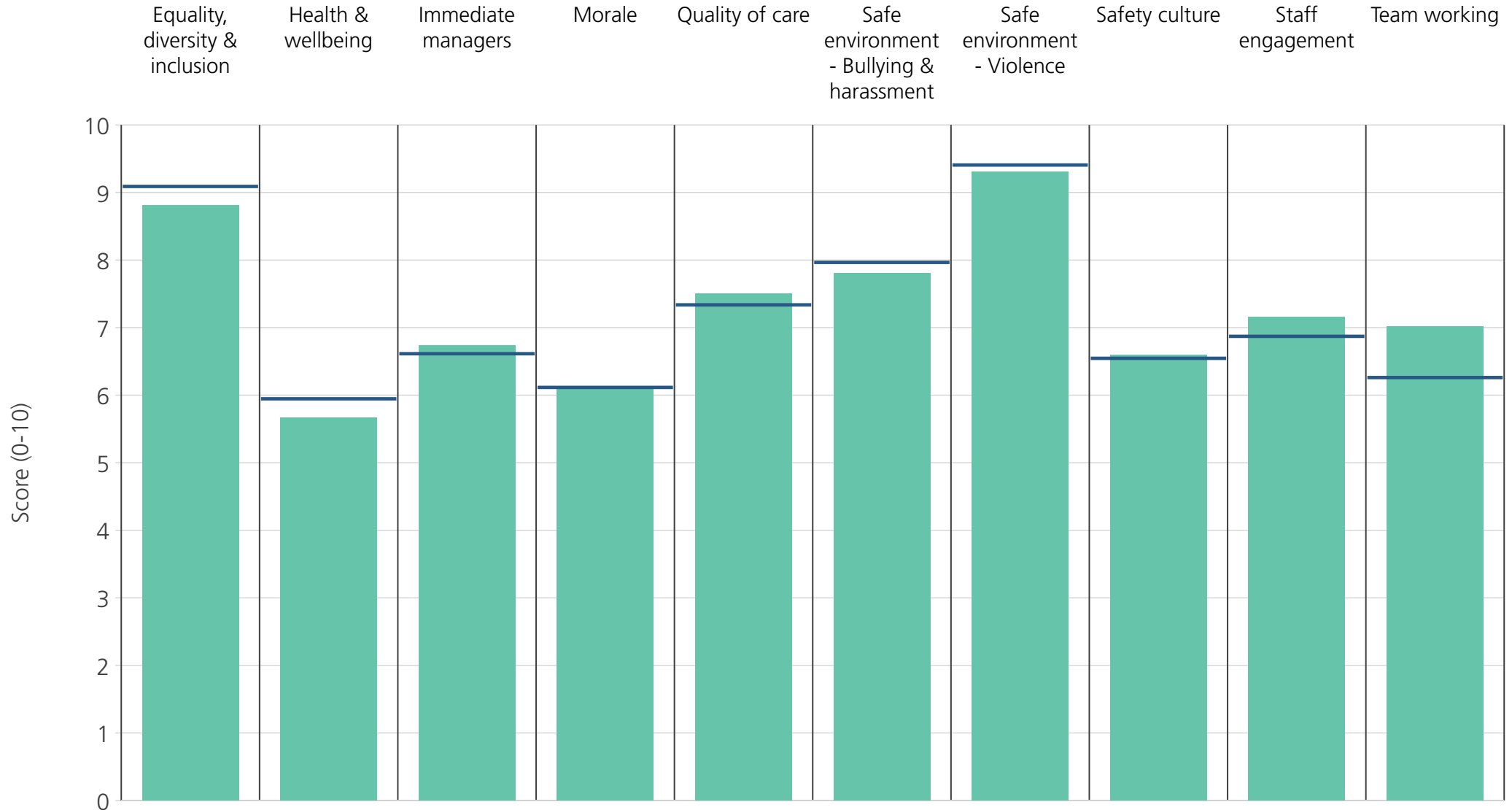


<b>Directorate</b>	9.1	5.7	6.4	6.0	7.4	7.7	9.4	6.4	6.7	6.3
<b>Your org</b>	9.1	5.9	6.6	6.1	7.3	8.0	9.4	6.5	6.9	6.3
<b>Responses</b>	207	210	210	208	198	200	210	209	214	213

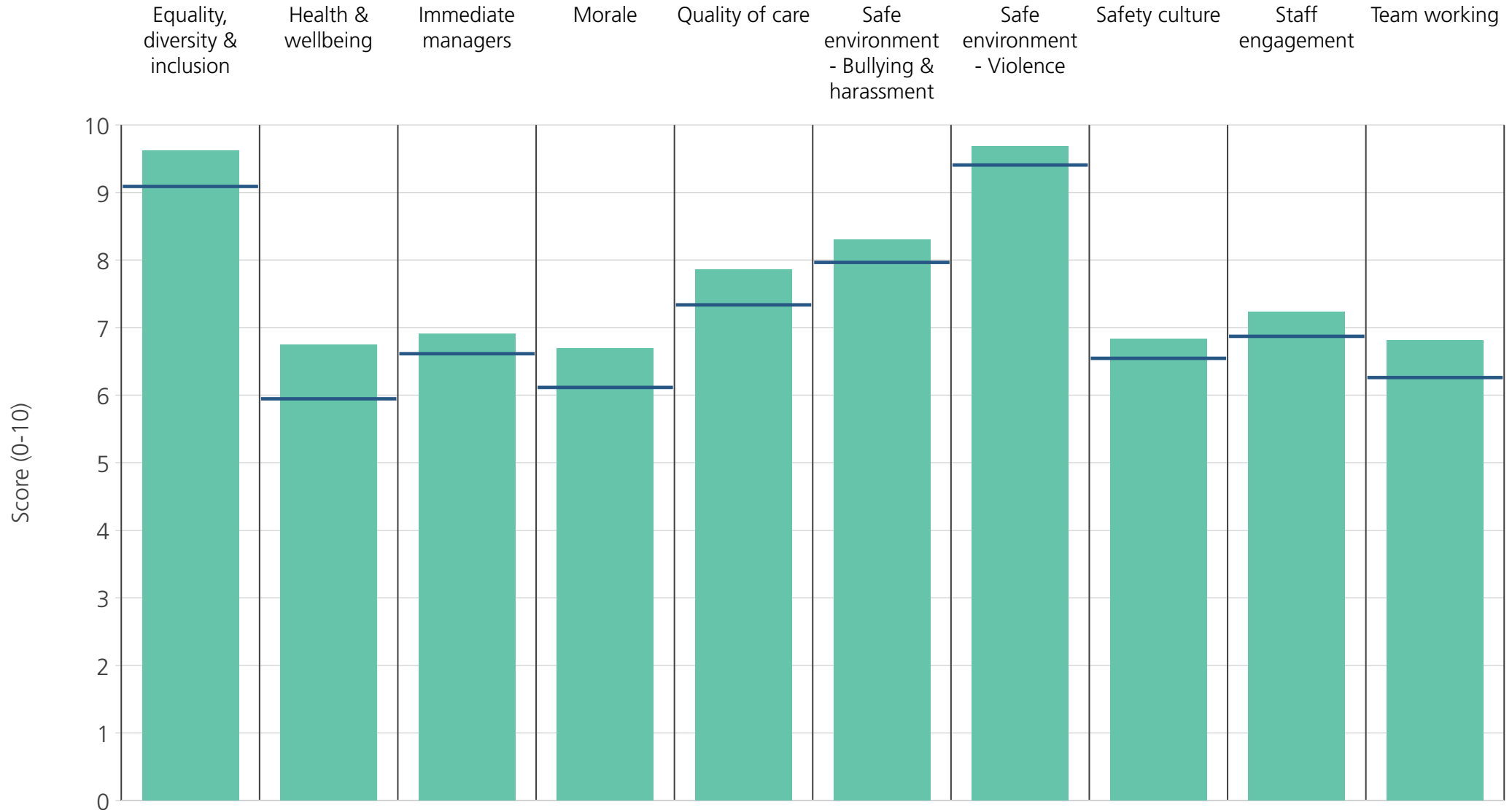




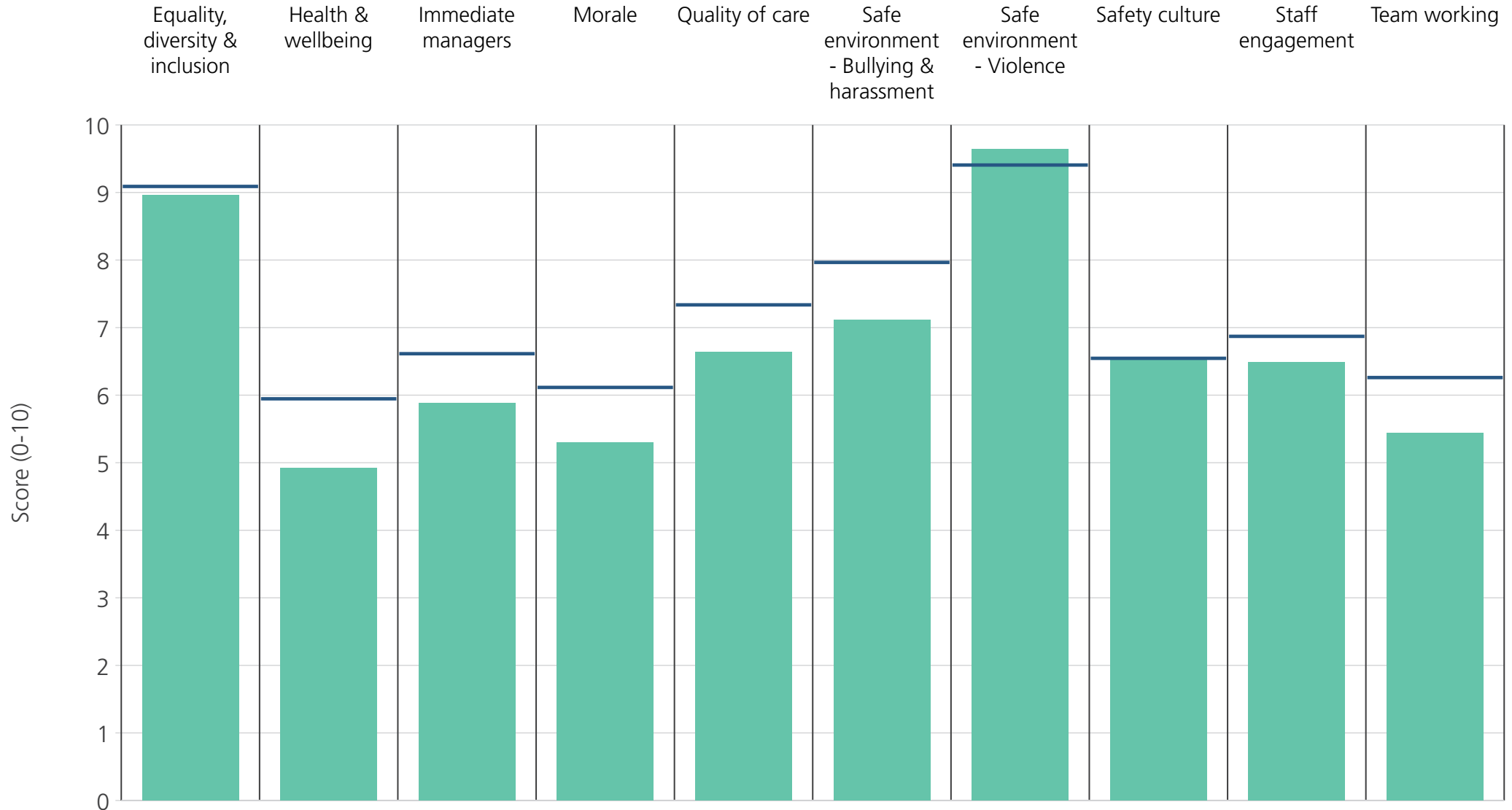
<b>Directorate</b>	8.8	5.3	6.3	5.9	7.4	7.7	9.3	6.4	6.7	6.0
<b>Your org</b>	9.1	5.9	6.6	6.1	7.3	8.0	9.4	6.5	6.9	6.3
<b>Responses</b>	288	292	293	286	287	283	291	285	300	297



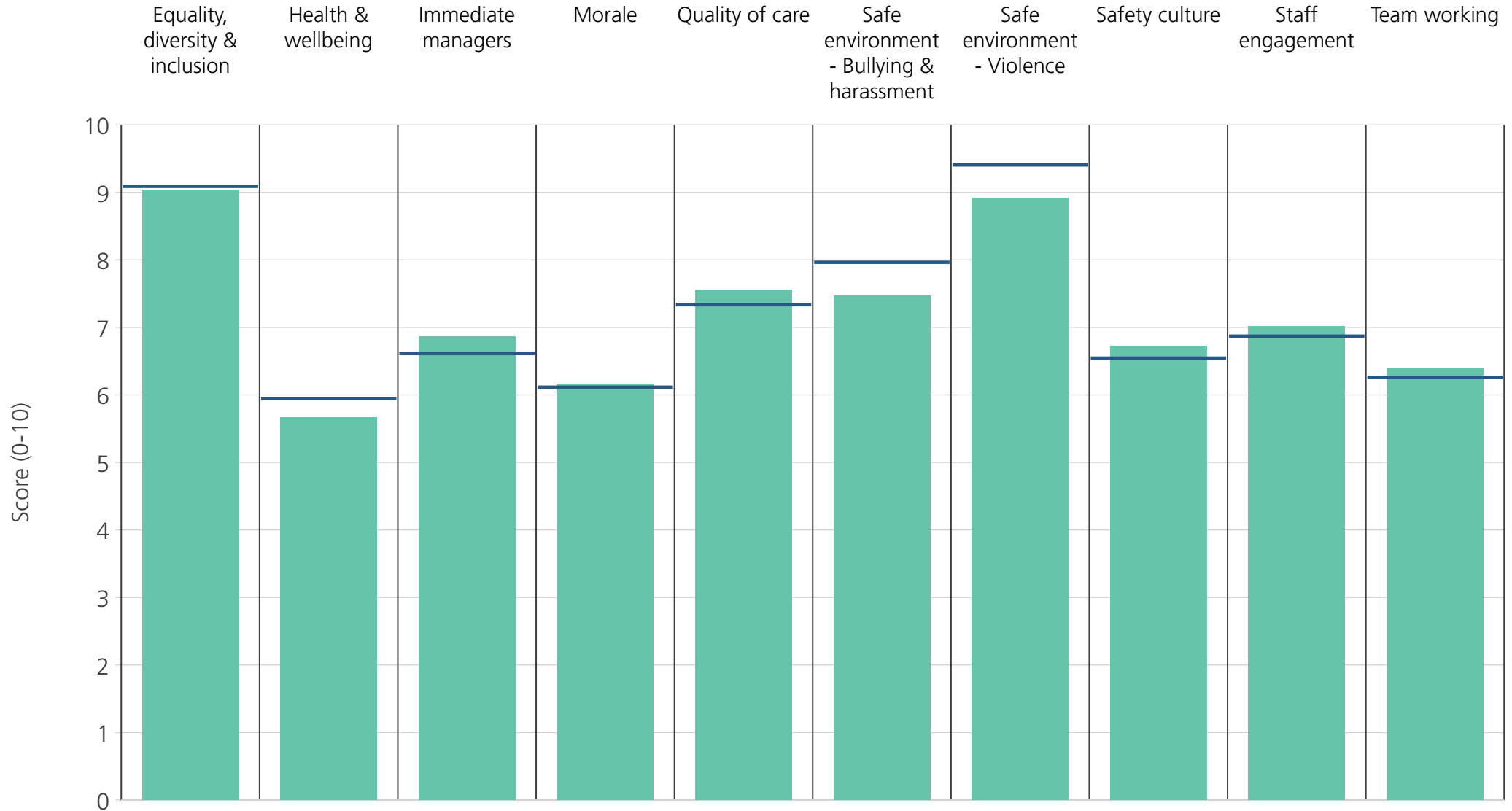
<b>Directorate</b>	8.8	5.7	6.7	6.1	7.5	7.8	9.3	6.6	7.2	7.0
<b>Your org</b>	9.1	5.9	6.6	6.1	7.3	8.0	9.4	6.5	6.9	6.3
<b>Responses</b>	77	78	78	78	75	76	77	78	78	77



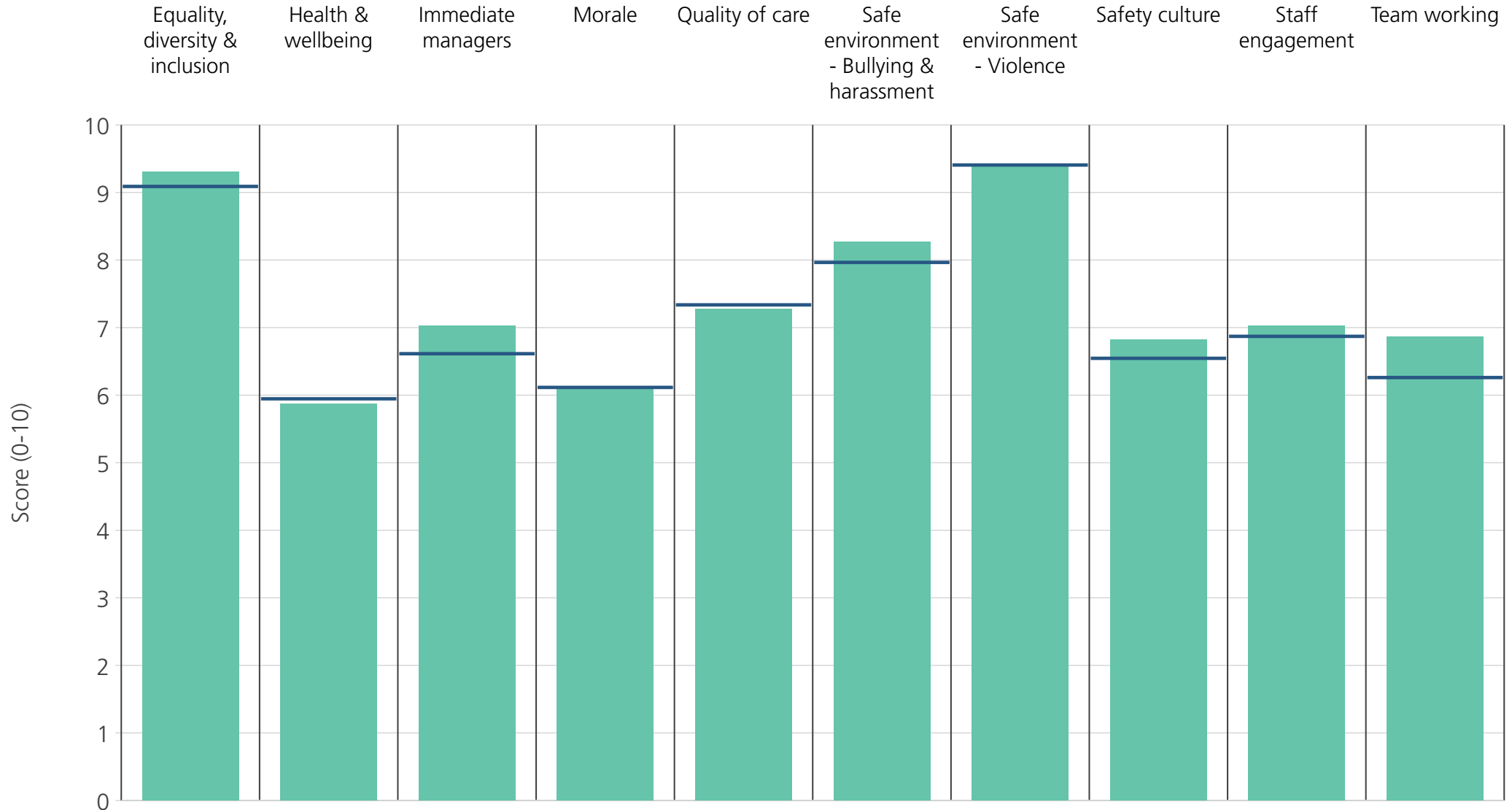
<b>Directorate</b>	9.6	6.7	6.9	6.7	7.9	8.3	9.7	6.8	7.2	6.8
<b>Your org</b>	9.1	5.9	6.6	6.1	7.3	8.0	9.4	6.5	6.9	6.3
<b>Responses</b>	195	195	196	194	186	184	193	193	200	199



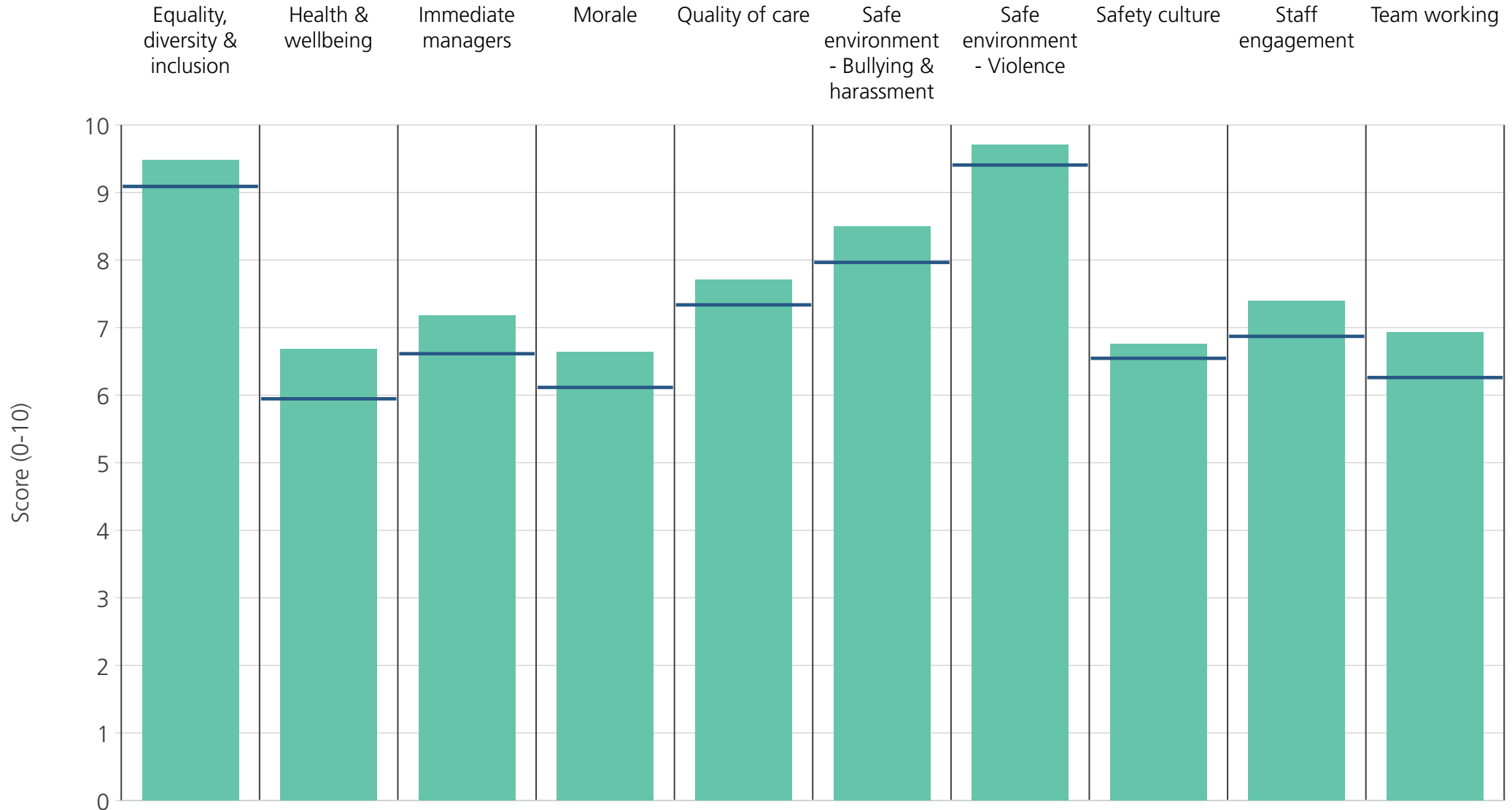
<b>Directorate</b>	9.0	4.9	5.9	5.3	6.6	7.1	9.6	6.5	6.5	5.4
<b>Your org</b>	9.1	5.9	6.6	6.1	7.3	8.0	9.4	6.5	6.9	6.3
<b>Responses</b>	266	267	270	259	258	260	267	262	274	271



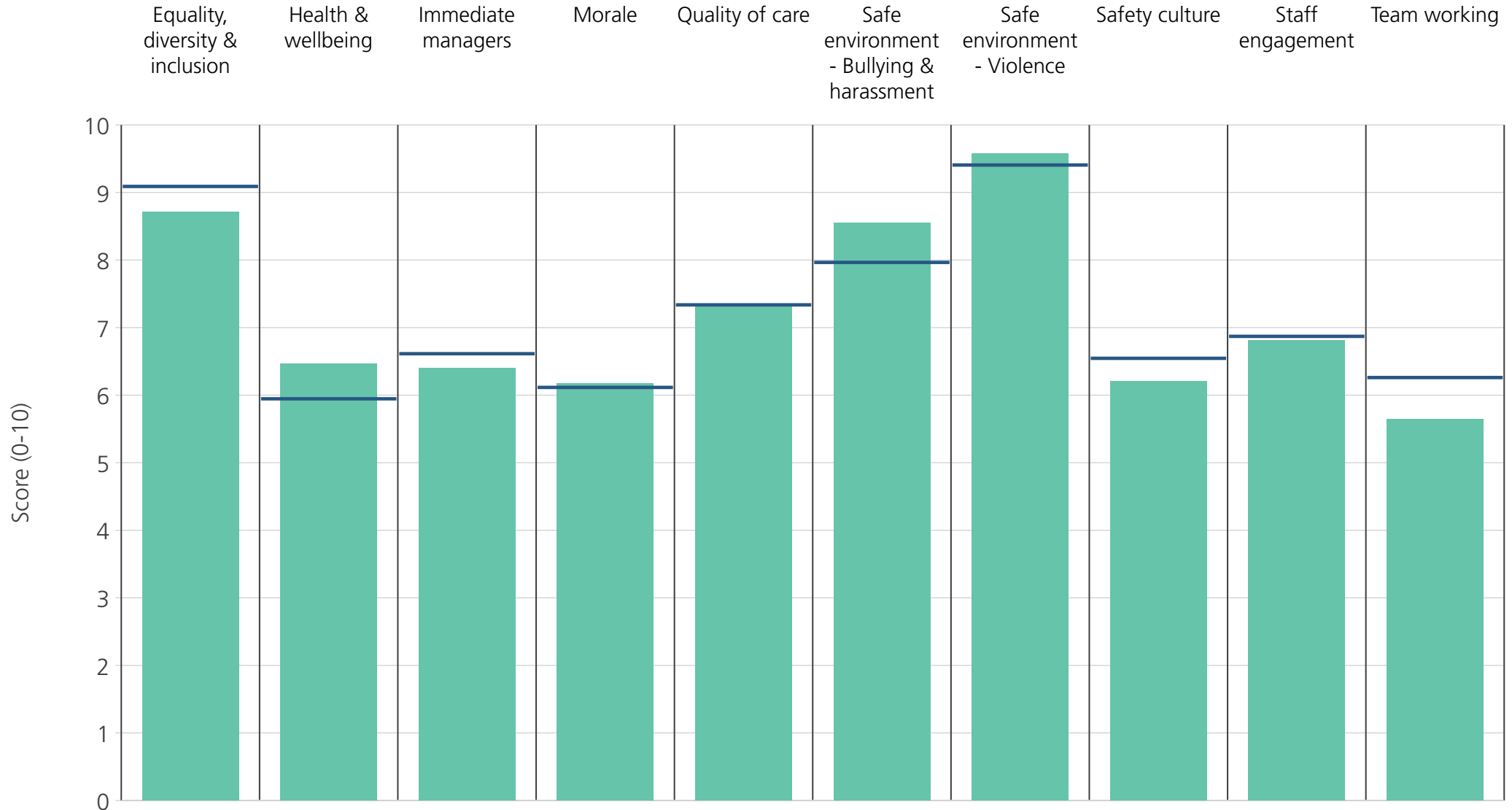
<b>Directorate</b>	9.0	5.7	6.9	6.1	7.6	7.5	8.9	6.7	7.0	6.4
<b>Your org</b>	9.1	5.9	6.6	6.1	7.3	8.0	9.4	6.5	6.9	6.3
<b>Responses</b>	315	319	319	314	311	312	318	317	321	319



<b>Directorate</b>	9.3	5.9	7.0	6.1	7.3	8.3	9.4	6.8	7.0	6.9
<b>Your org</b>	9.1	5.9	6.6	6.1	7.3	8.0	9.4	6.5	6.9	6.3
<b>Responses</b>	255	256	258	253	250	244	256	255	262	259

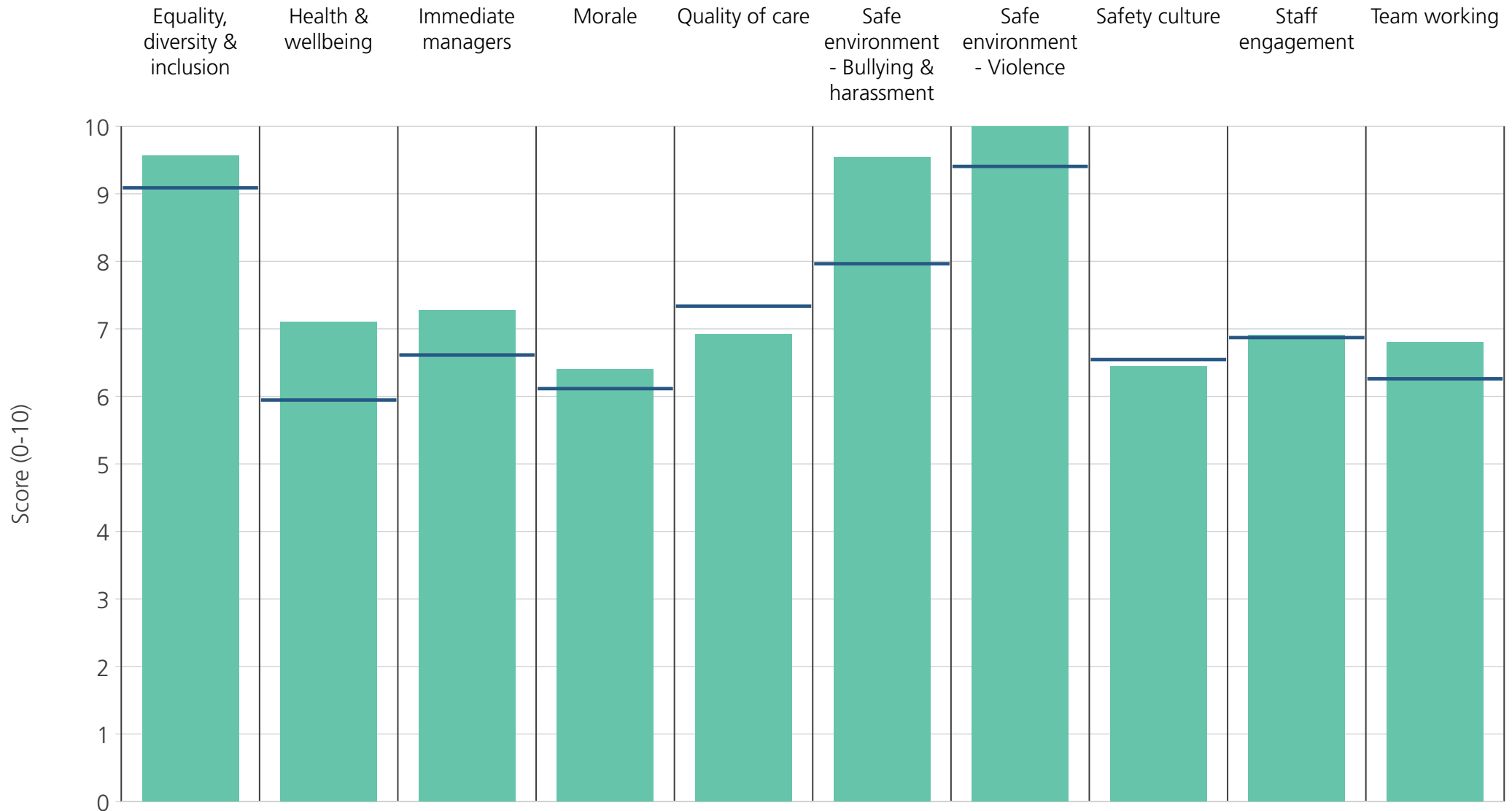


<b>Directorate</b>	9.5	6.7	7.2	6.6	7.7	8.5	9.7	6.8	7.4	6.9
<b>Your org</b>	9.1	5.9	6.6	6.1	7.3	8.0	9.4	6.5	6.9	6.3
<b>Responses</b>	273	273	272	272	206	263	274	272	277	275

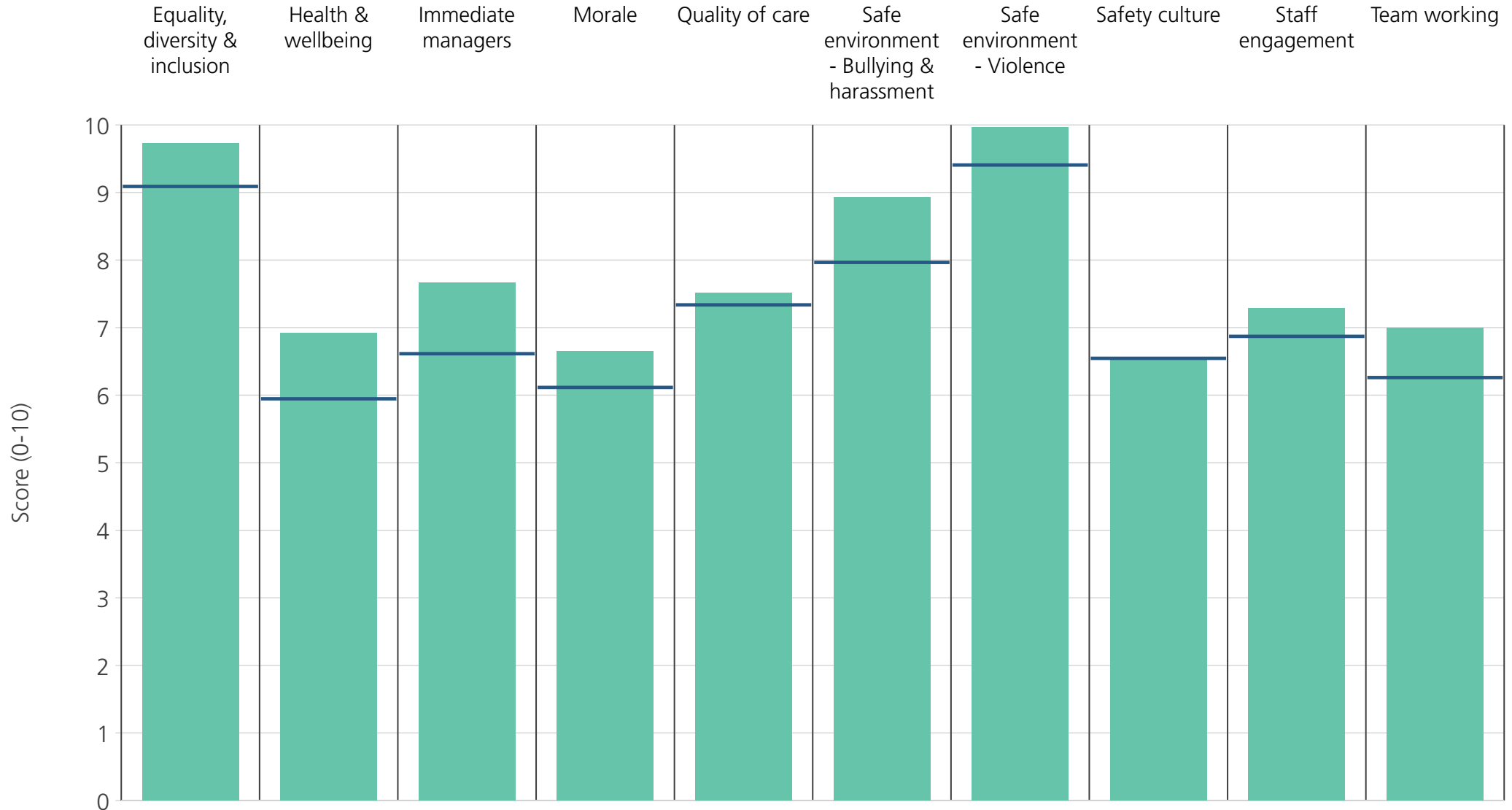


<b>Directorate</b>	8.7	6.5	6.4	6.2	7.3	8.6	9.6	6.2	6.8	5.6
<b>Your org</b>	9.1	5.9	6.6	6.1	7.3	8.0	9.4	6.5	6.9	6.3
<b>Responses</b>	202	201	200	198	146	191	197	197	202	197

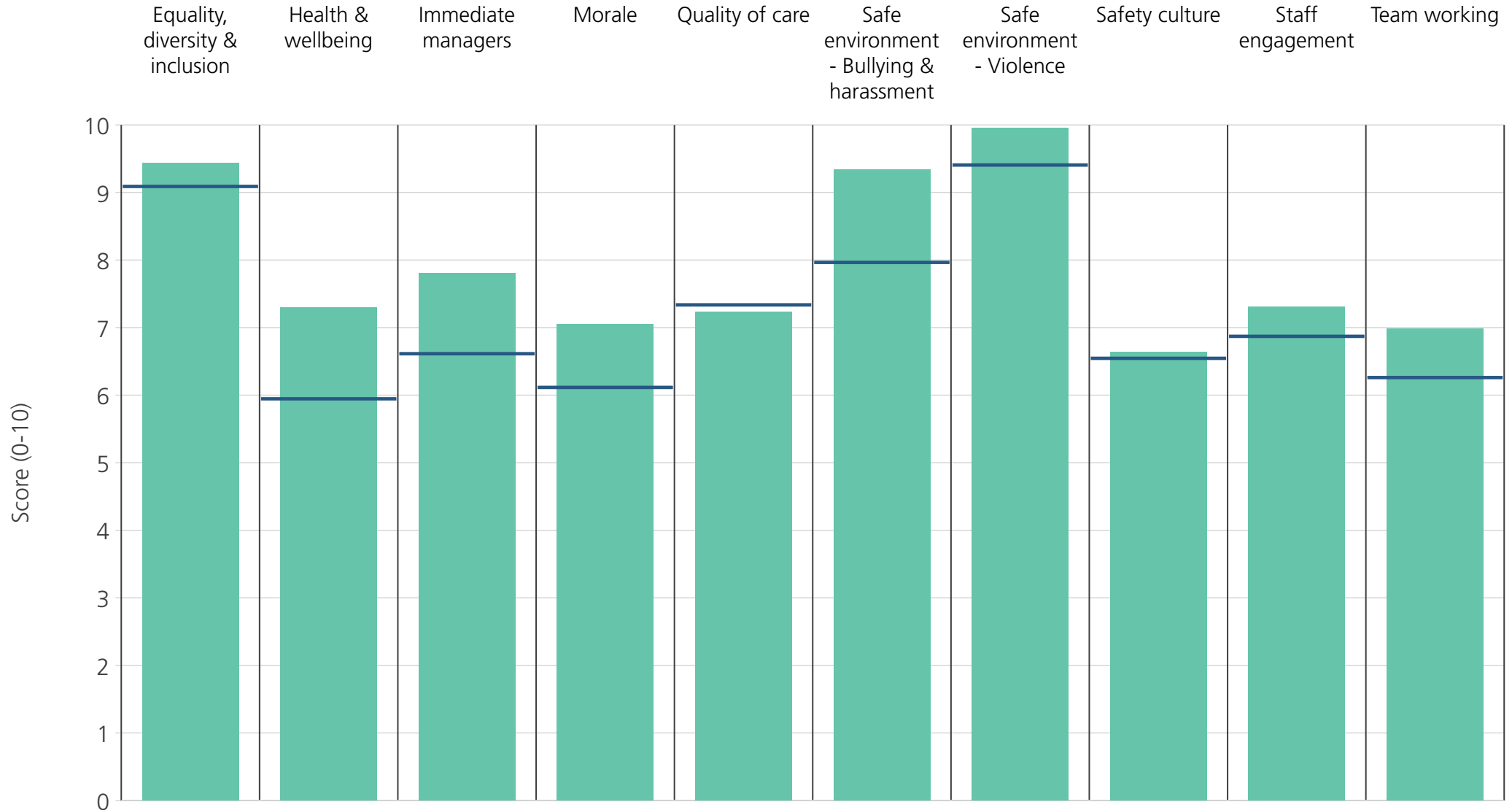




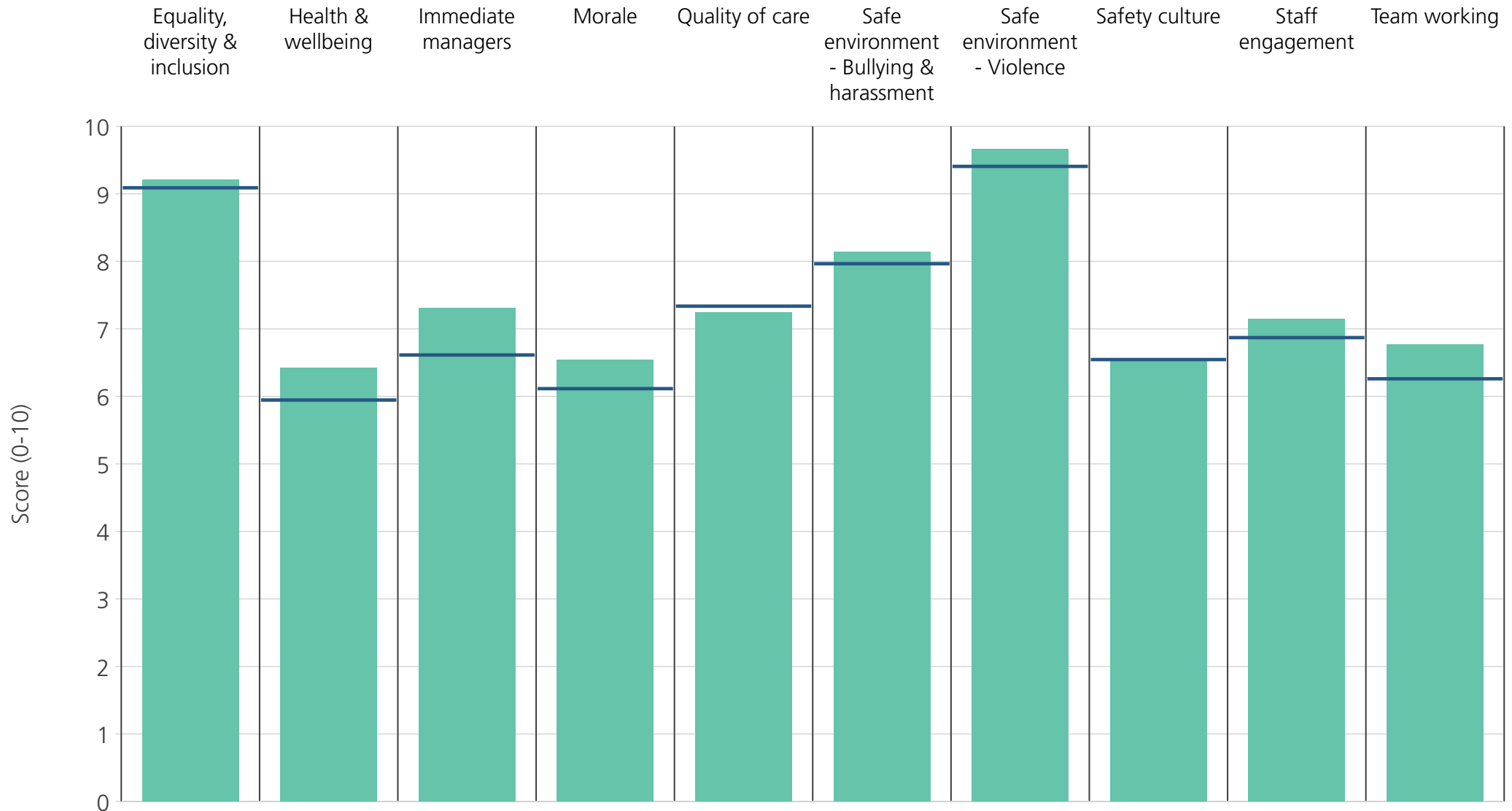
<b>Directorate</b>	9.6	7.1	7.3	6.4	6.9	9.5	10.0	6.4	6.9	6.8
<b>Your org</b>	9.1	5.9	6.6	6.1	7.3	8.0	9.4	6.5	6.9	6.3
<b>Responses</b>	174	174	174	173	73	170	174	173	174	173



<b>Directorate</b>	9.7	6.9	7.7	6.7	7.5	8.9	10.0	6.5	7.3	7.0
<b>Your org</b>	9.1	5.9	6.6	6.1	7.3	8.0	9.4	6.5	6.9	6.3
<b>Responses</b>	96	96	97	96	46	93	96	96	97	96



<b>Directorate</b>	9.4	7.3	7.8	7.0	7.2	9.3	10.0	6.6	7.3	7.0
<b>Your org</b>	9.1	5.9	6.6	6.1	7.3	8.0	9.4	6.5	6.9	6.3
<b>Responses</b>	140	140	140	138	94	135	140	140	141	140



<b>Directorate</b>	9.2	6.4	7.3	6.5	7.2	8.1	9.7	6.5	7.1	6.8
<b>Your org</b>	9.1	5.9	6.6	6.1	7.3	8.0	9.4	6.5	6.9	6.3
<b>Responses</b>	146	146	146	144	109	138	146	144	146	144