

# Royal Cornwall Hospitals NHS Trust

2020 NHS Staff Survey

**Directorate Report**

**Contents**

Introduction . . . . .	3
Themes – Directorates 1 . . . . .	4
Add Prof Scientific And Technic . . . . .	5
Additional Clinical Services . . . . .	6
Administrative And Clerical . . . . .	7
Allied Health Professionals . . . . .	8
Estates And Ancillary . . . . .	9
Healthcare Scientists . . . . .	10
Medical And Dental . . . . .	11
Nursing And Midwifery Registered . . . . .	12
Students . . . . .	13
Themes – Directorates 2 . . . . .	14
Anaesthetics Critical Care & Theatres . . . . .	15
Clinical Support . . . . .	16
Corporate . . . . .	17
General Surgery & Cancer . . . . .	18
Specialist Medicine . . . . .	19
Specialist Services & Surgery . . . . .	20
St Michaels Hospital . . . . .	21
Urgent Emergency & Trauma . . . . .	22
West Cornwall Hospital . . . . .	23
Women Children & Sexual Health . . . . .	24

This directorate report for Royal Cornwall Hospitals NHS Trust contains results by directorate for themes from the 2020 NHS Staff Survey. These results are compared to the unweighted average for your organisation.

**Please note:** It is possible that there are differences between the 'Your org' scores reported in this directorate report and those in the benchmark report. This is because the results in the benchmark report are weighted to allow for fair comparisons between organisations of a similar type. However, in this report comparisons are made within your organisation so the unweighted organisation result is a more appropriate point of comparison.

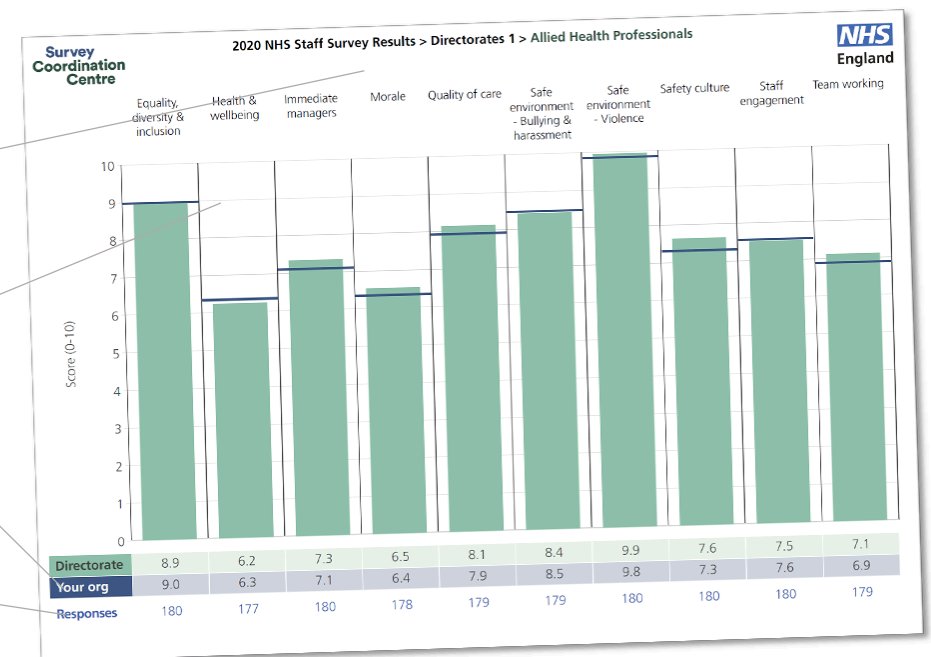
The directorate breakdowns used in this report were provided and defined by Royal Cornwall Hospitals NHS Trust. Details of how the theme scores were calculated are included in the Technical Document, available to download from our [results website](#).

## Key features

Breakdown type and **directorate name** are specified in the header. Black text in the header is hyperlinked: clicking on '2020 NHS Staff Survey Results' navigates back to the contents page.

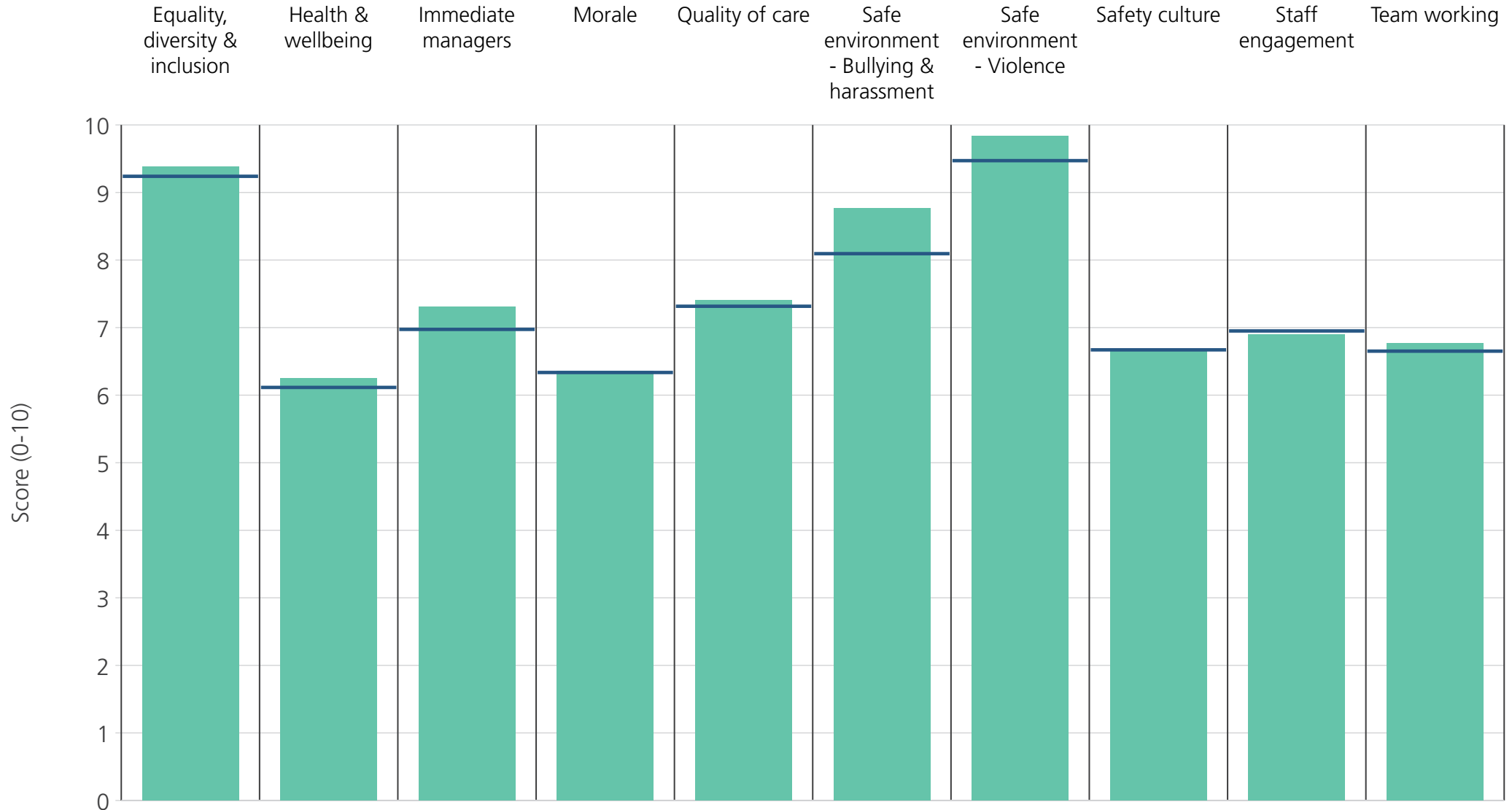
Directorate results are presented in the context of the (unweighted) **organisation average ('Your org')**, so it is easy to tell if a directorate is performing better or worse than the organisation average. For all themes, a higher score is a better result than a lower score.

The **number of responses** feeding into each theme score **for the given directorate** is specified below the table containing the directorate and trust scores.

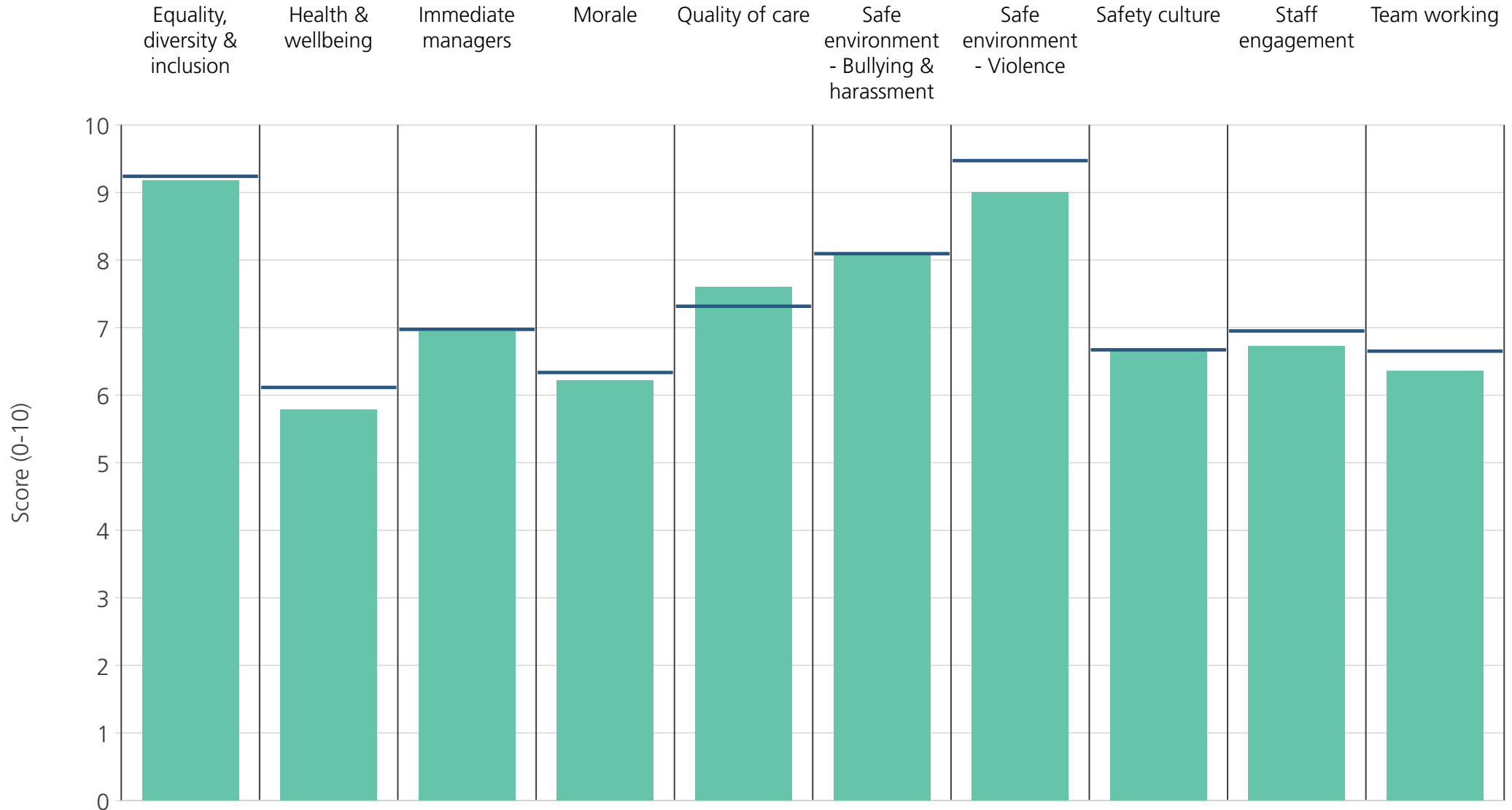


**! Note:** when there are less than 11 responses in a group, results are suppressed to protect staff confidentiality

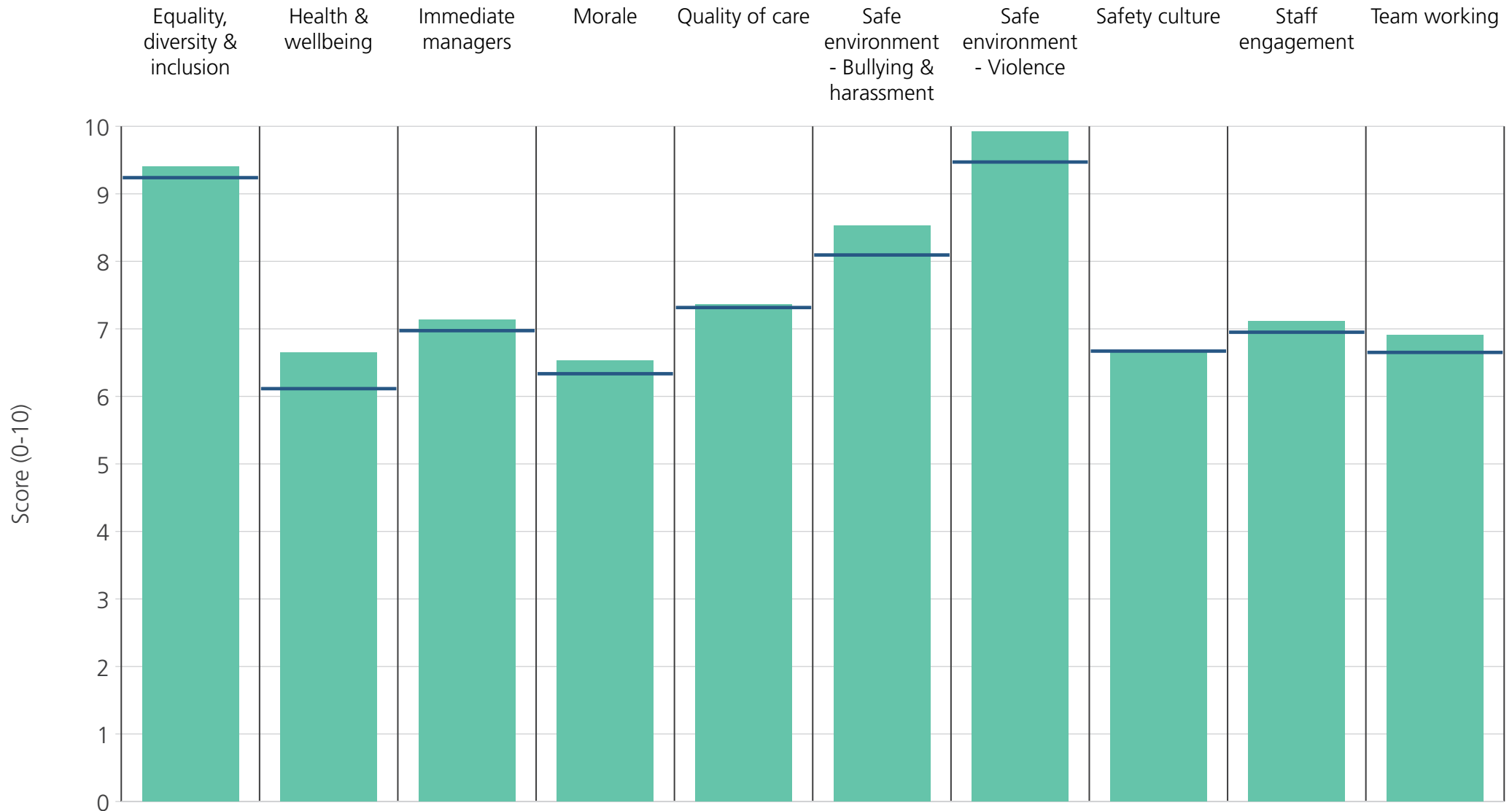
# Directorates 1



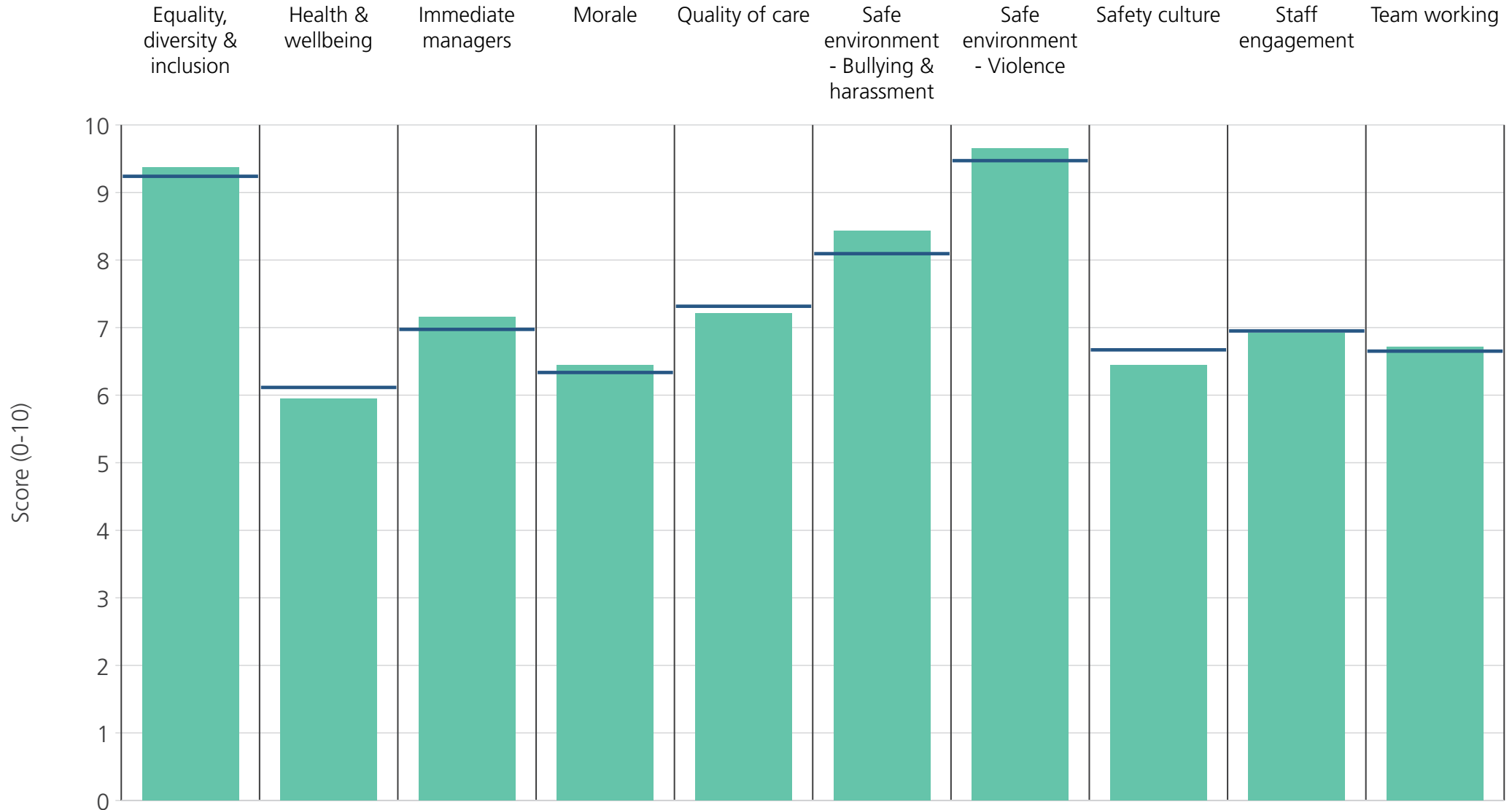
<b>Directorate</b>	9.4	6.3	7.3	6.4	7.4	8.8	9.8	6.6	6.9	6.8
<b>Your org</b>	9.2	6.1	7.0	6.3	7.3	8.1	9.5	6.7	7.0	6.7
<b>Responses</b>	187	187	187	186	179	187	187	187	187	182



<b>Directorate</b>	9.2	5.8	6.9	6.2	7.6	8.1	9.0	6.7	6.7	6.4
<b>Your org</b>	9.2	6.1	7.0	6.3	7.3	8.1	9.5	6.7	7.0	6.7
<b>Responses</b>	617	617	622	620	584	615	616	621	621	612

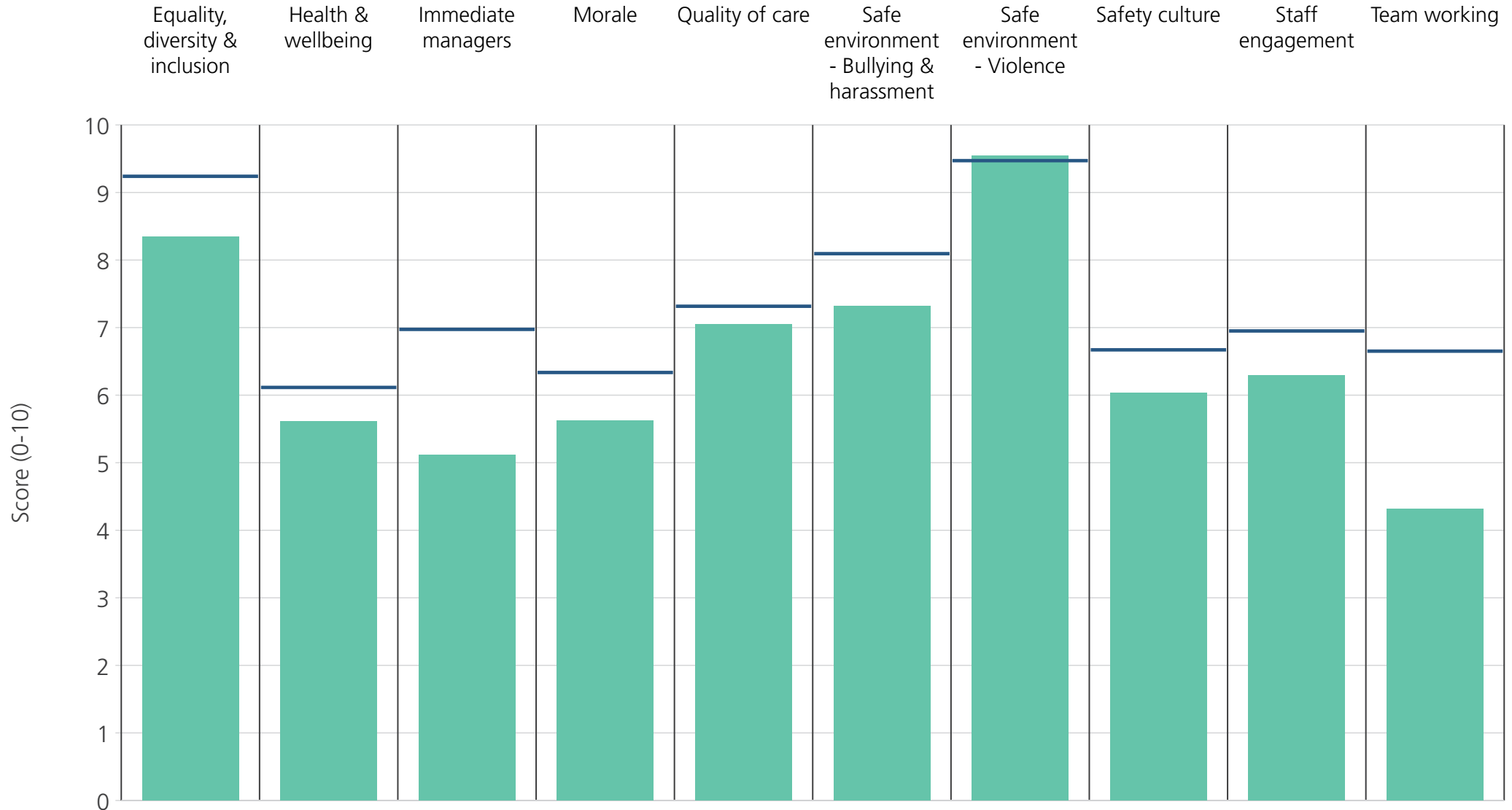


<b>Directorate</b>	9.4	6.6	7.1	6.5	7.4	8.5	9.9	6.7	7.1	6.9
<b>Your org</b>	9.2	6.1	7.0	6.3	7.3	8.1	9.5	6.7	7.0	6.7
<b>Responses</b>	1085	1090	1091	1085	693	1085	1087	1088	1092	1082

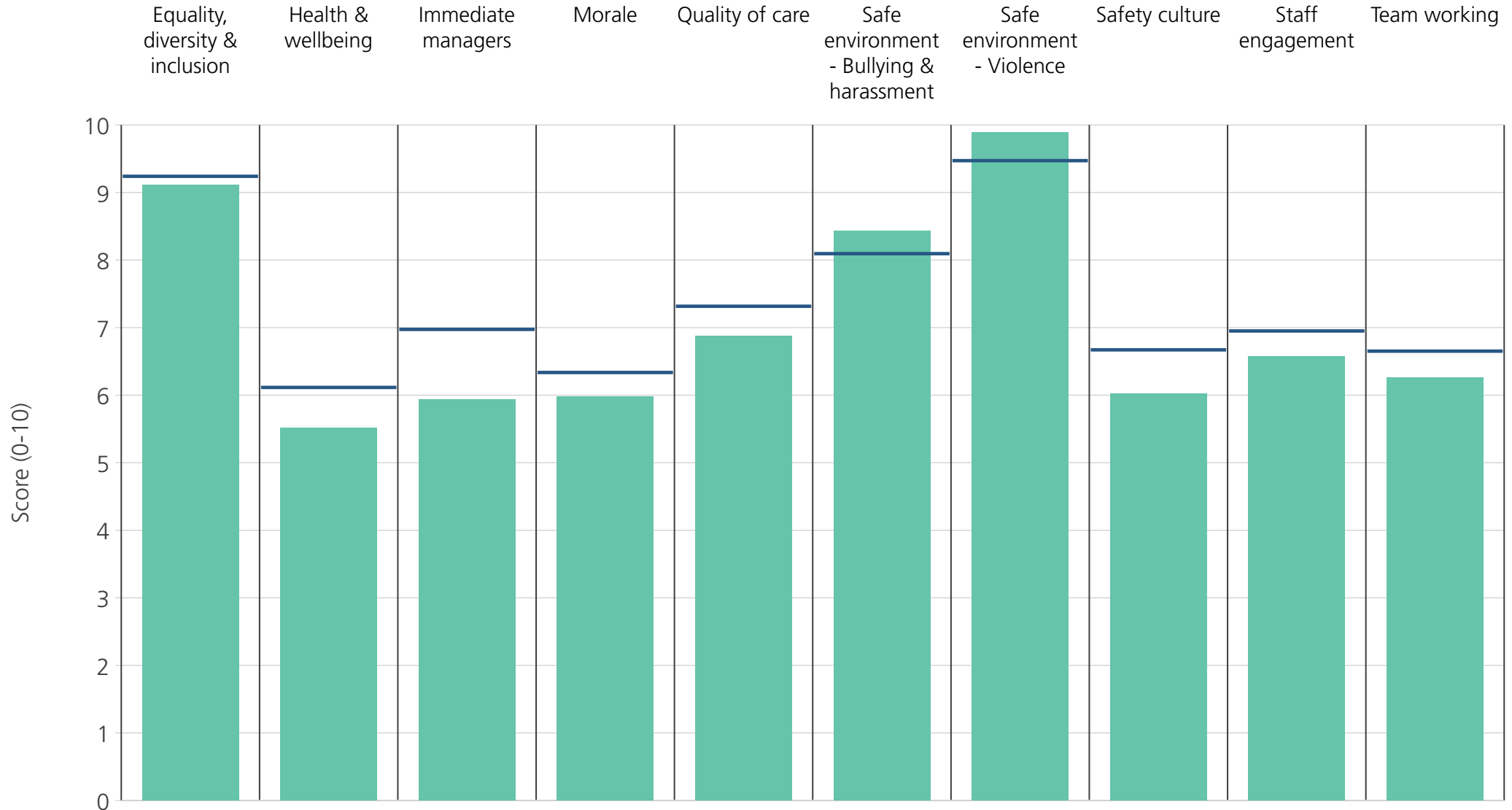


<b>Directorate</b>	9.4	5.9	7.2	6.4	7.2	8.4	9.7	6.4	6.9	6.7
<b>Your org</b>	9.2	6.1	7.0	6.3	7.3	8.1	9.5	6.7	7.0	6.7
<b>Responses</b>	293	296	296	296	294	294	296	296	296	291

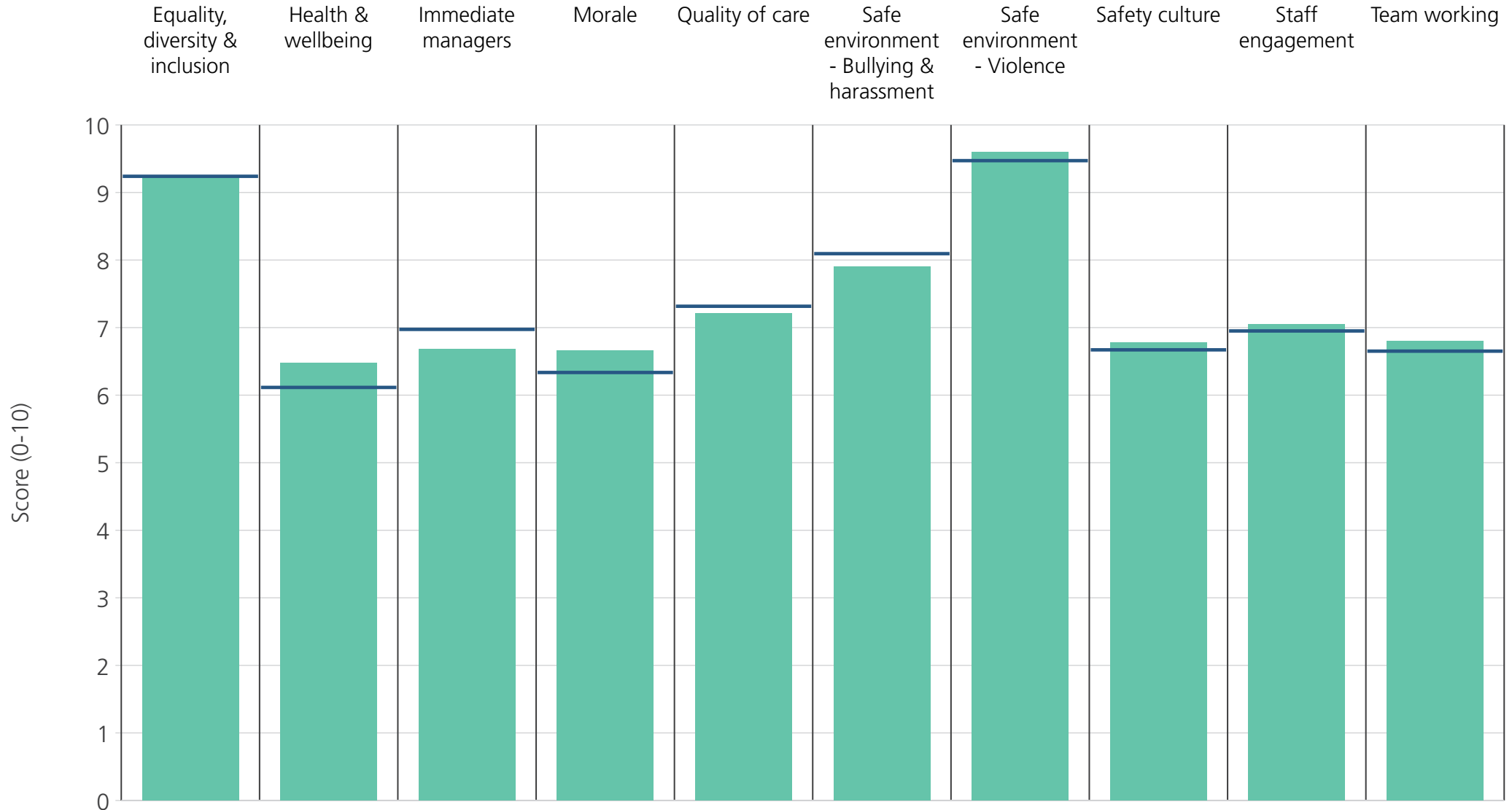




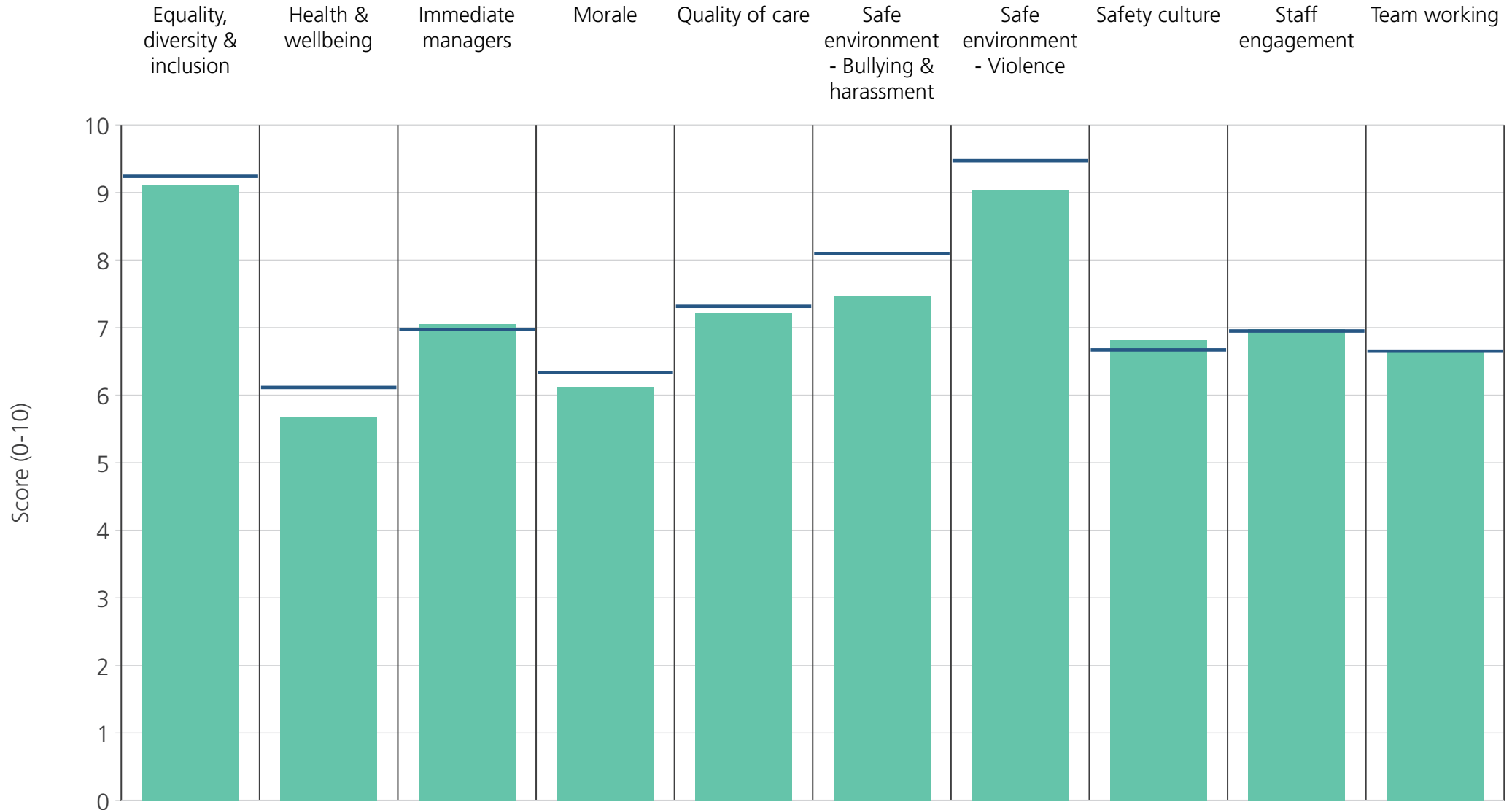
<b>Directorate</b>	8.3	5.6	5.1	5.6	7.1	7.3	9.5	6.0	6.3	4.3
<b>Your org</b>	9.2	6.1	7.0	6.3	7.3	8.1	9.5	6.7	7.0	6.7
<b>Responses</b>	82	82	81	82	67	79	80	81	81	79



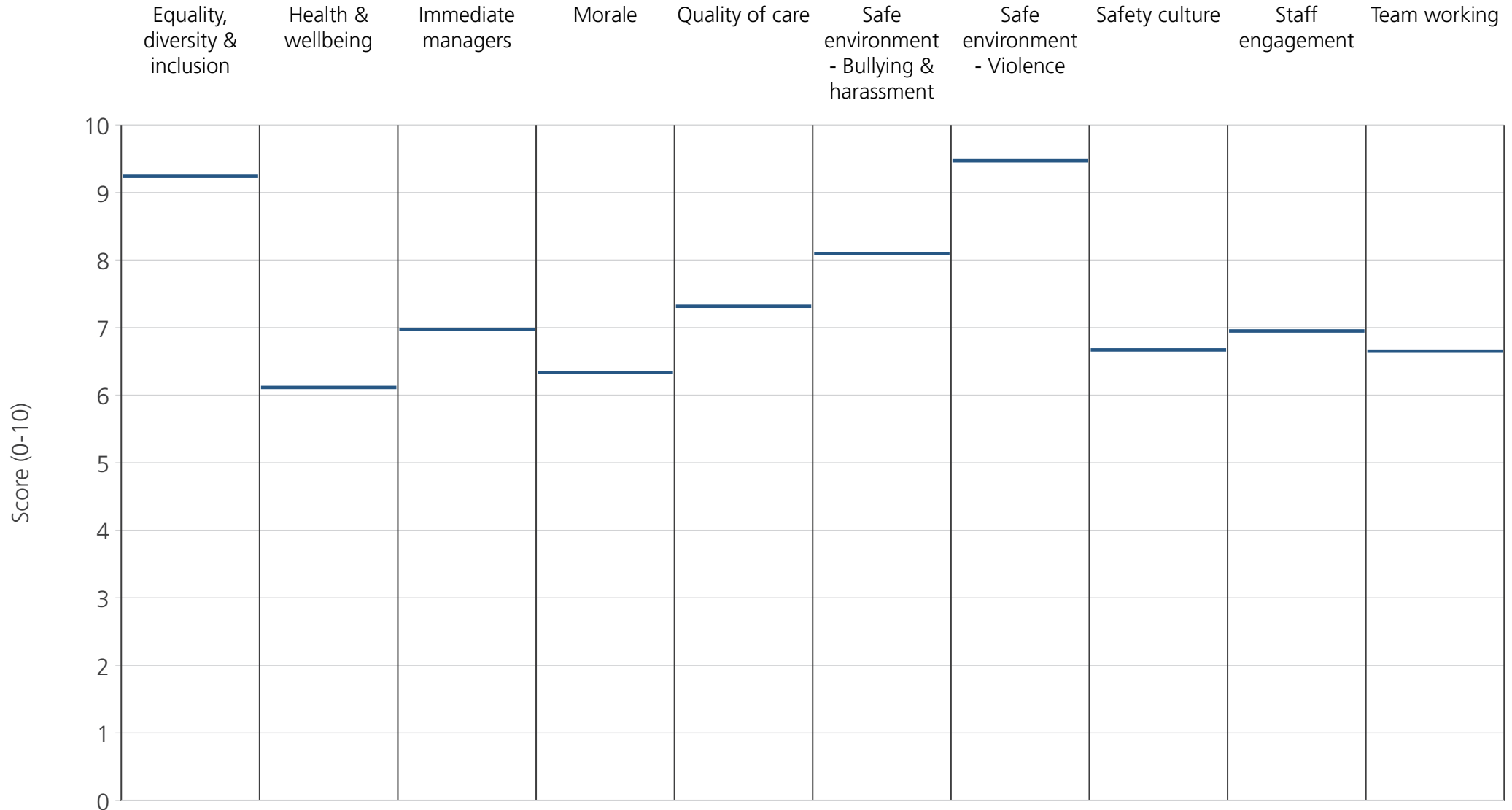
<b>Directorate</b>	9.1	5.5	5.9	6.0	6.9	8.4	9.9	6.0	6.6	6.3
<b>Your org</b>	9.2	6.1	7.0	6.3	7.3	8.1	9.5	6.7	7.0	6.7
<b>Responses</b>	87	86	87	87	82	87	87	87	87	84



<b>Directorate</b>	9.2	6.5	6.7	6.7	7.2	7.9	9.6	6.8	7.0	6.8
<b>Your org</b>	9.2	6.1	7.0	6.3	7.3	8.1	9.5	6.7	7.0	6.7
<b>Responses</b>	402	401	401	401	404	401	399	403	404	404

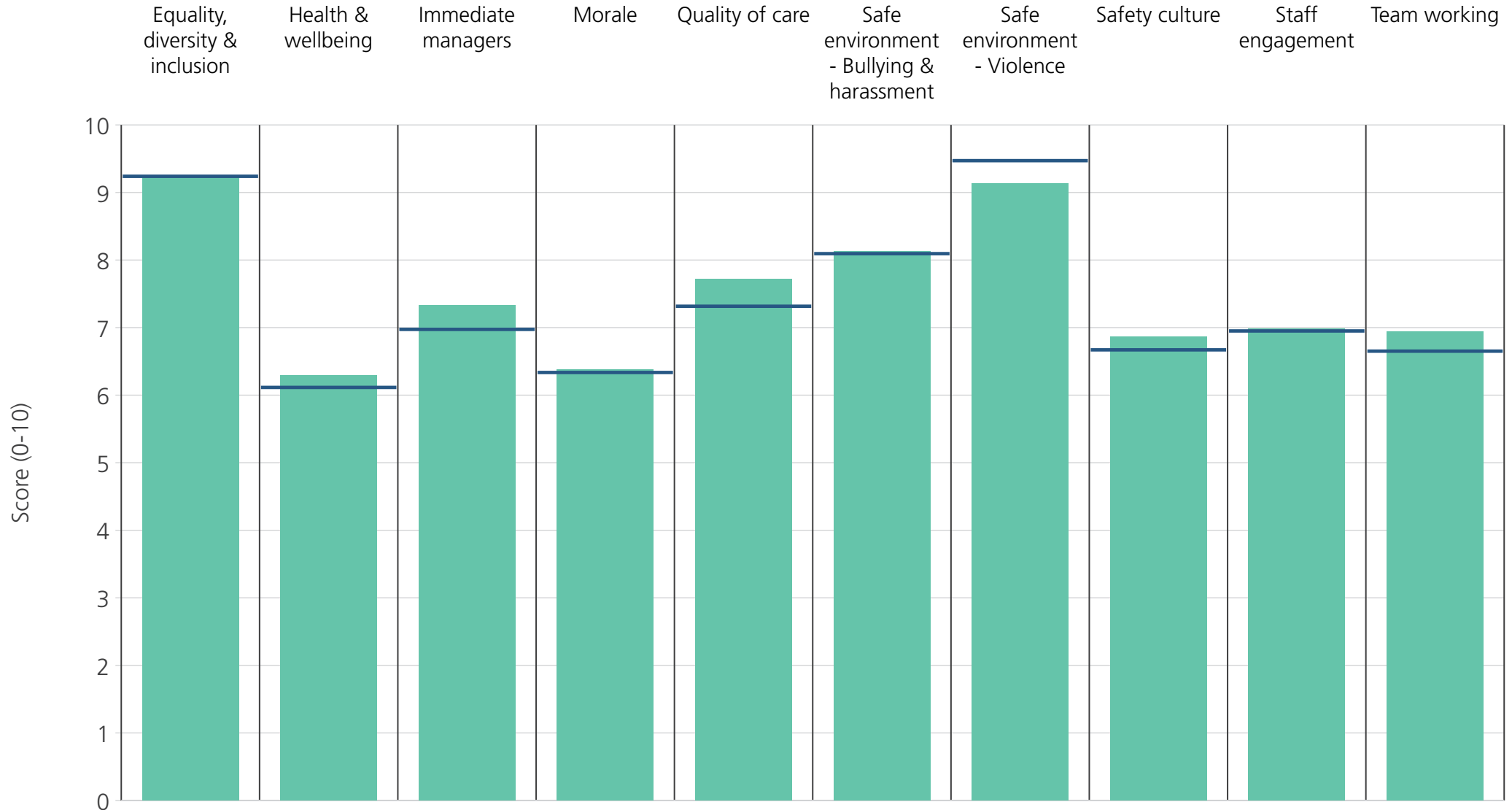


<b>Directorate</b>	9.1	5.7	7.1	6.1	7.2	7.5	9.0	6.8	7.0	6.7
<b>Your org</b>	9.2	6.1	7.0	6.3	7.3	8.1	9.5	6.7	7.0	6.7
<b>Responses</b>	920	926	927	928	915	923	924	928	927	916

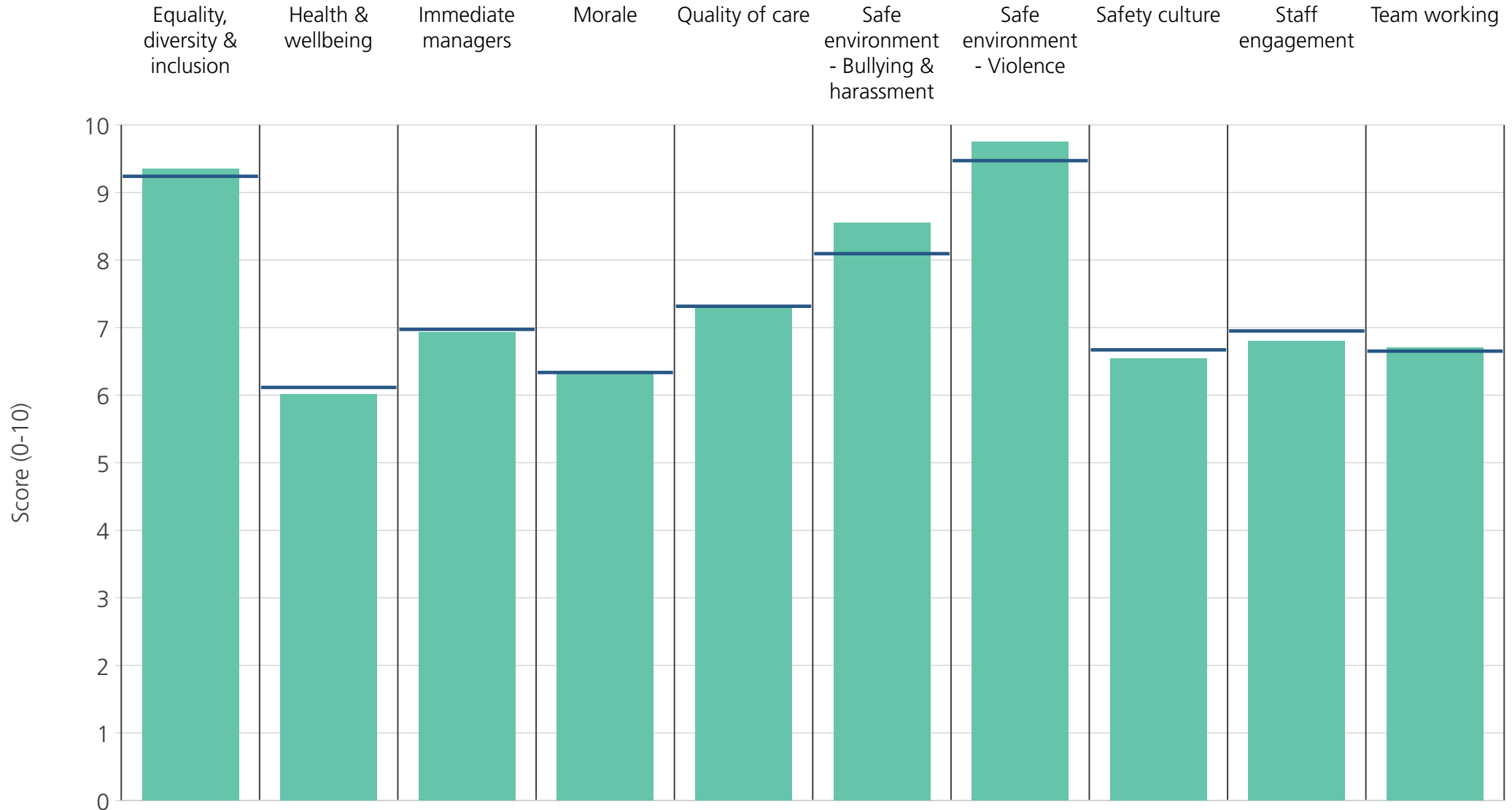


<b>Directorate</b>										
<b>Your org</b>	9.2	6.1	7.0	6.3	7.3	8.1	9.5	6.7	7.0	6.7
<b>Responses</b>	6	6	6	6	6	6	6	6	6	6

# Directorates 2

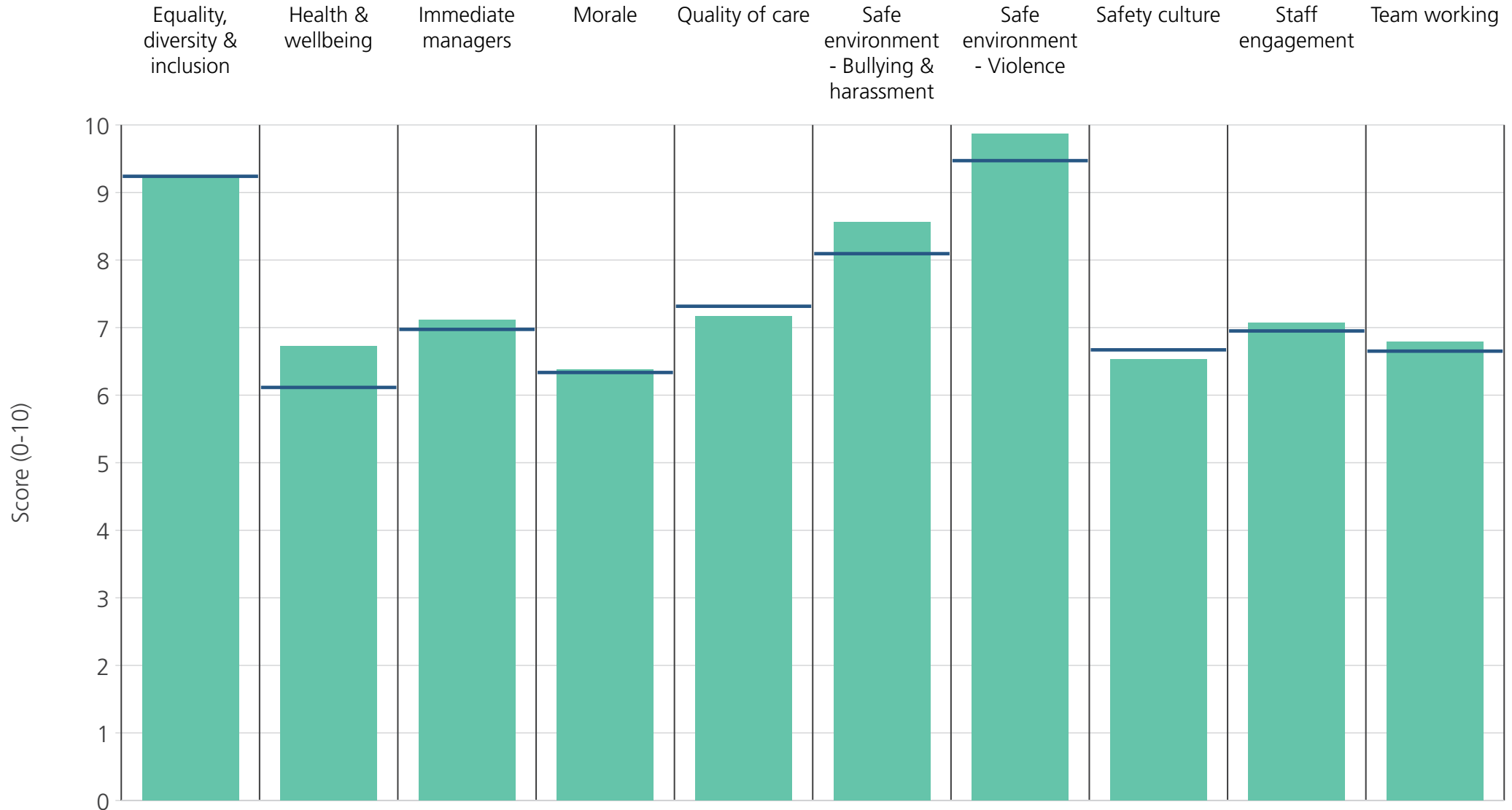


<b>Directorate</b>	9.2	6.3	7.3	6.4	7.7	8.1	9.1	6.9	7.0	6.9
<b>Your org</b>	9.2	6.1	7.0	6.3	7.3	8.1	9.5	6.7	7.0	6.7
<b>Responses</b>	271	271	274	274	269	271	270	274	274	273

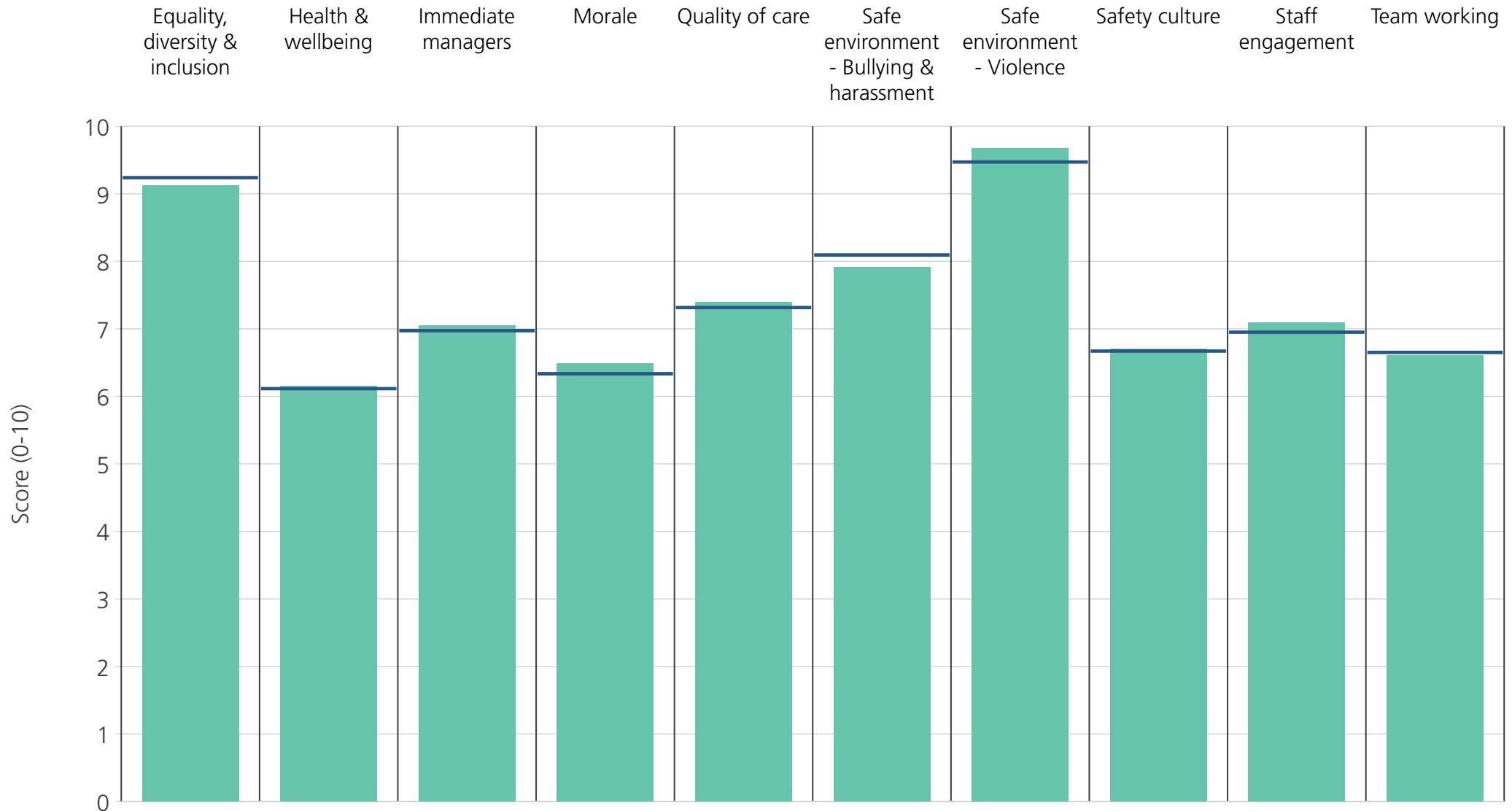


<b>Directorate</b>	9.3	6.0	6.9	6.4	7.3	8.6	9.8	6.5	6.8	6.7
<b>Your org</b>	9.2	6.1	7.0	6.3	7.3	8.1	9.5	6.7	7.0	6.7
<b>Responses</b>	821	822	823	822	751	820	821	823	823	805

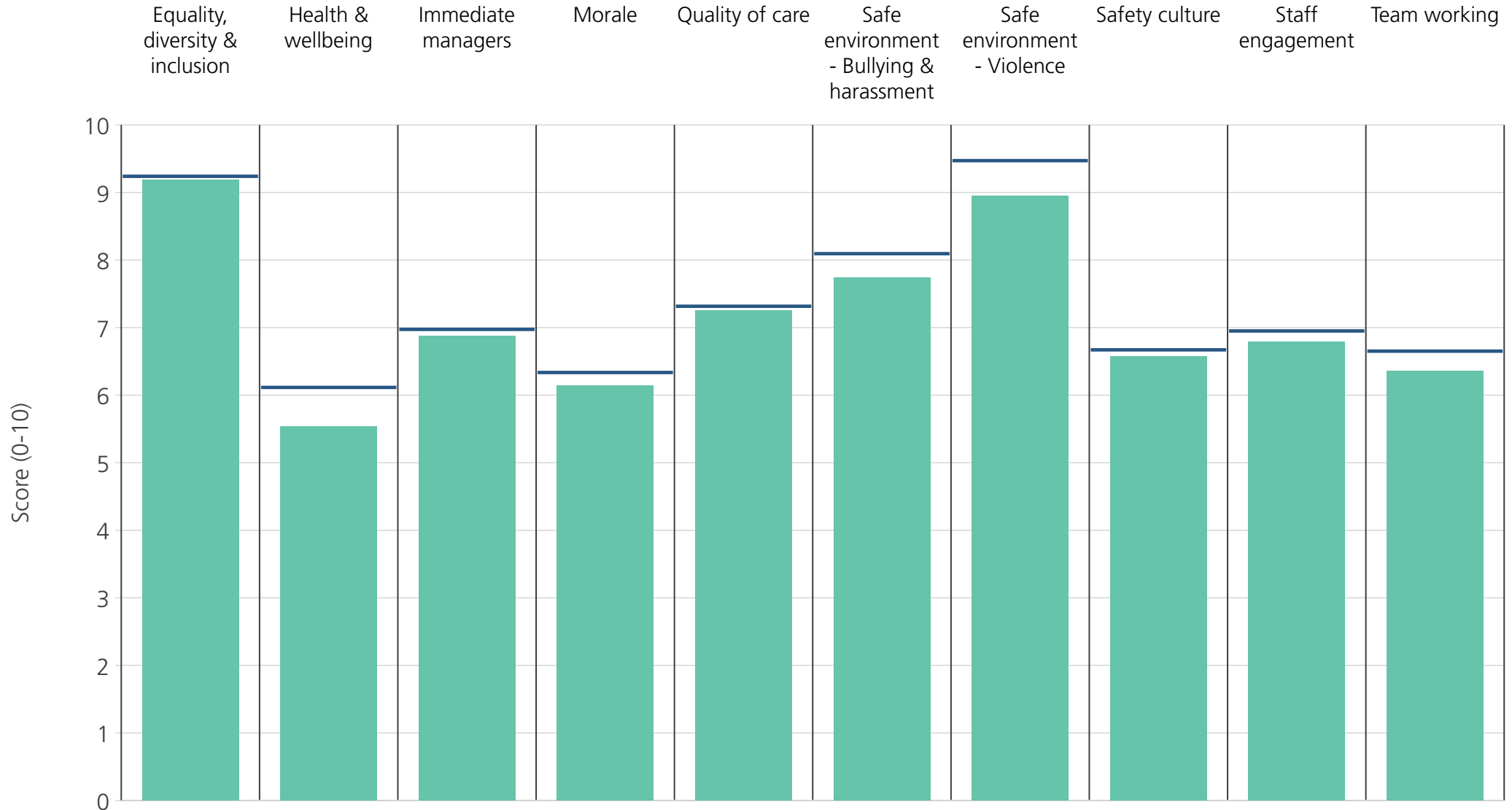




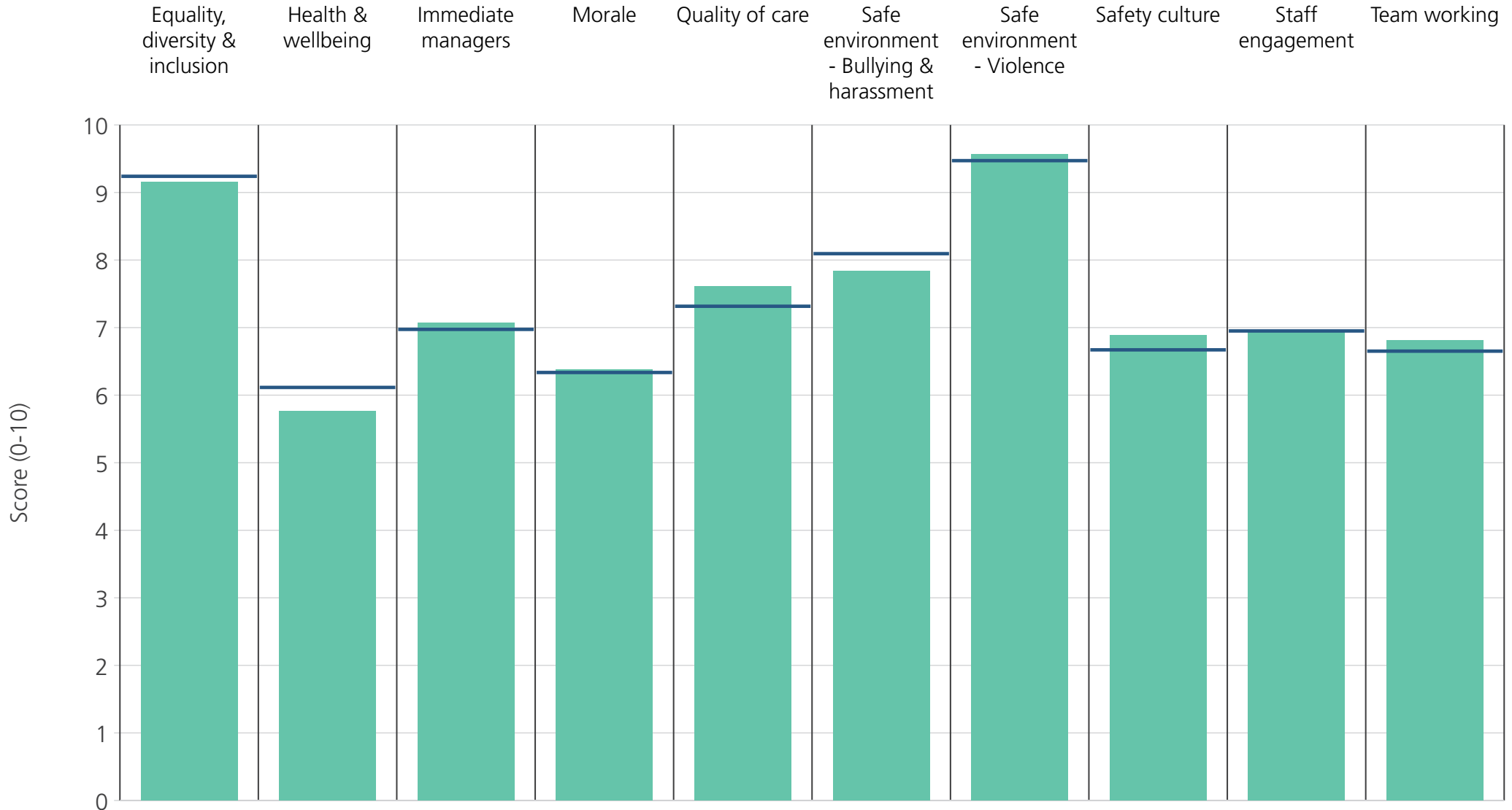
<b>Directorate</b>	9.2	6.7	7.1	6.4	7.2	8.6	9.9	6.5	7.1	6.8
<b>Your org</b>	9.2	6.1	7.0	6.3	7.3	8.1	9.5	6.7	7.0	6.7
<b>Responses</b>	775	779	778	775	451	773	776	777	779	766



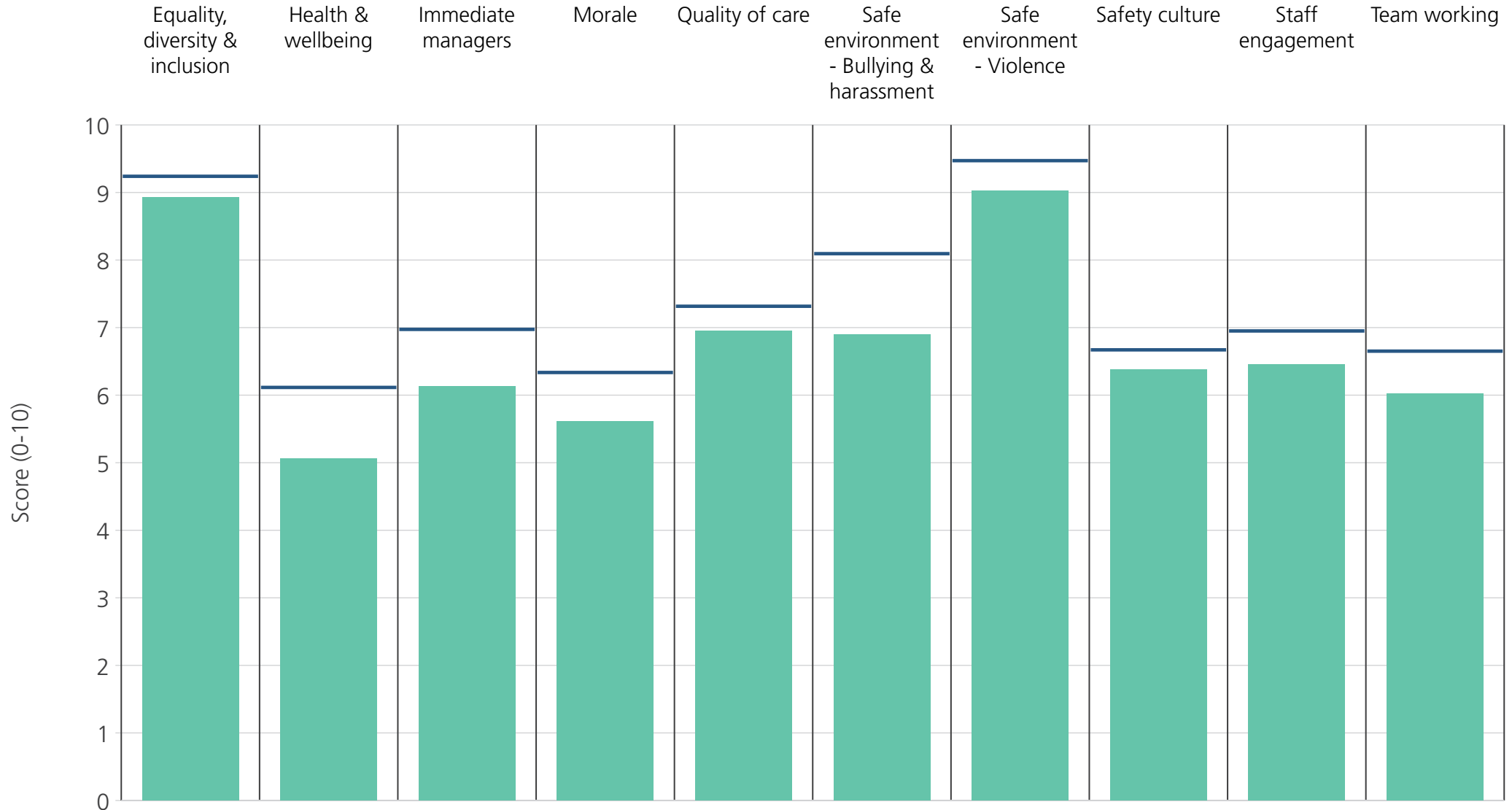
<b>Directorate</b>	9.1	6.2	7.1	6.5	7.4	7.9	9.7	6.7	7.1	6.6
<b>Your org</b>	9.2	6.1	7.0	6.3	7.3	8.1	9.5	6.7	7.0	6.7
<b>Responses</b>	368	372	371	372	352	371	371	371	372	367



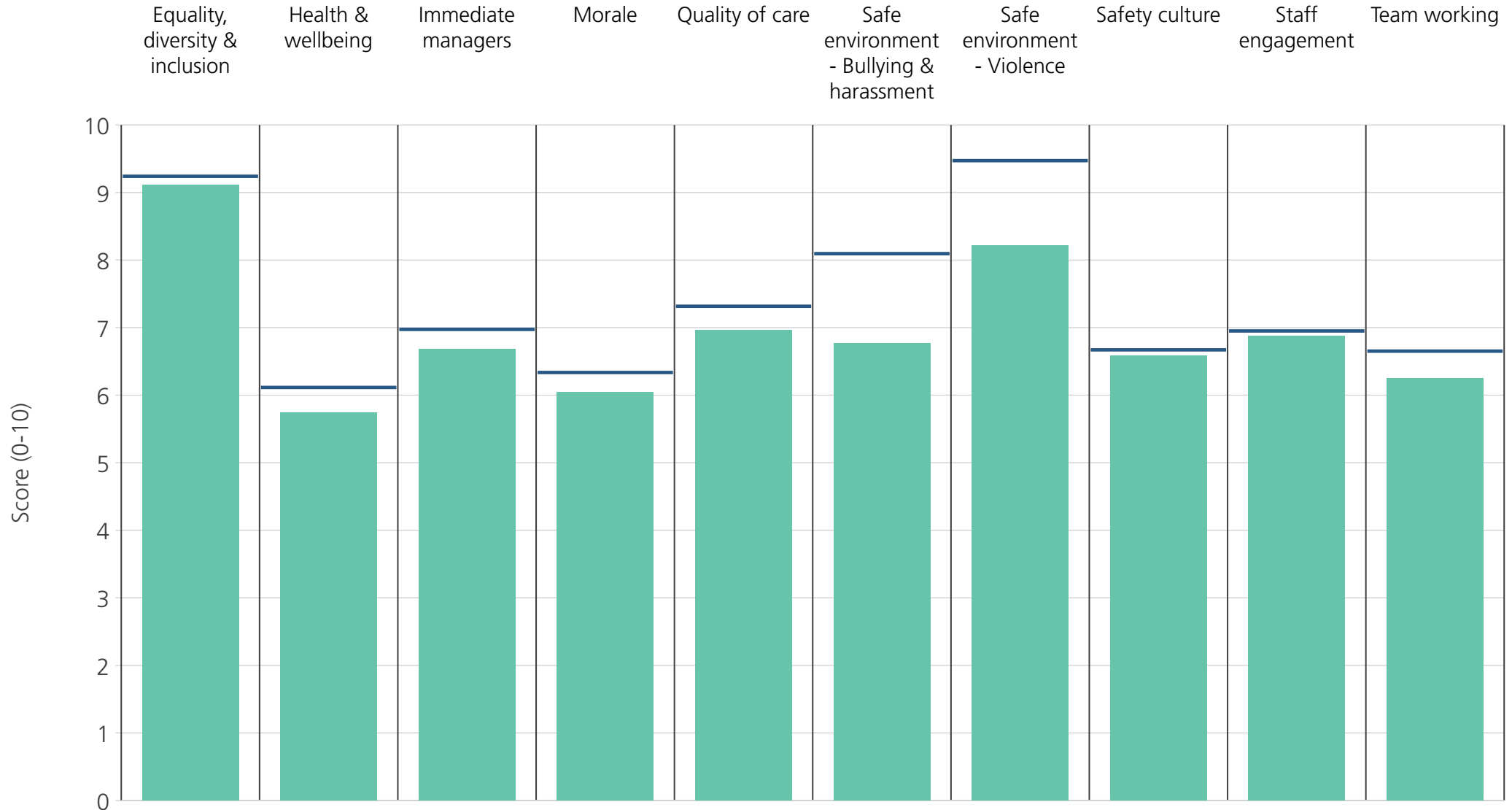
<b>Directorate</b>	9.2	5.5	6.9	6.1	7.3	7.7	8.9	6.6	6.8	6.4
<b>Your org</b>	9.2	6.1	7.0	6.3	7.3	8.1	9.5	6.7	7.0	6.7
<b>Responses</b>	241	239	241	240	231	238	238	242	243	242



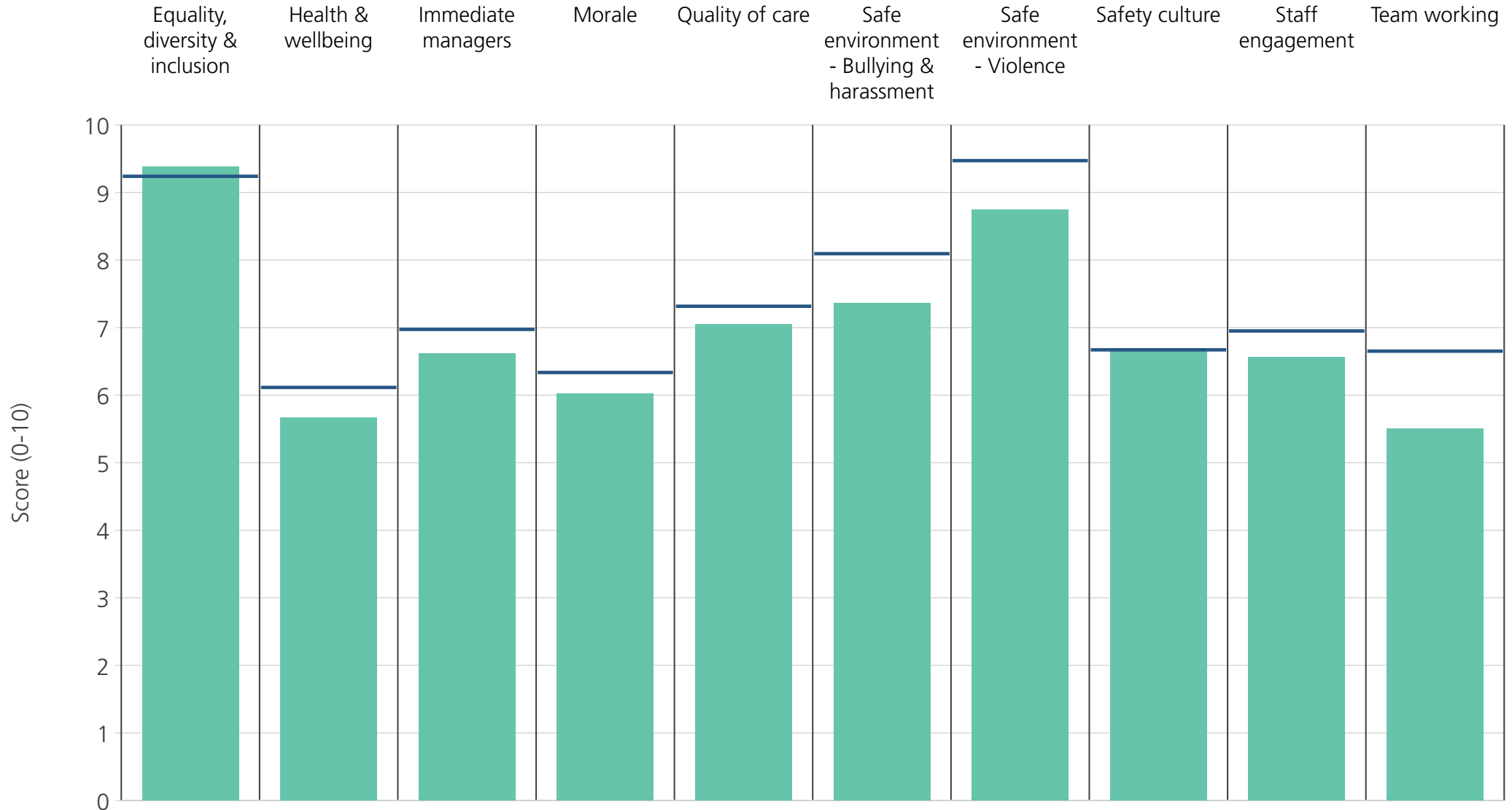
<b>Directorate</b>	9.2	5.8	7.1	6.4	7.6	7.8	9.6	6.9	7.0	6.8
<b>Your org</b>	9.2	6.1	7.0	6.3	7.3	8.1	9.5	6.7	7.0	6.7
<b>Responses</b>	365	365	367	366	359	363	364	366	366	365



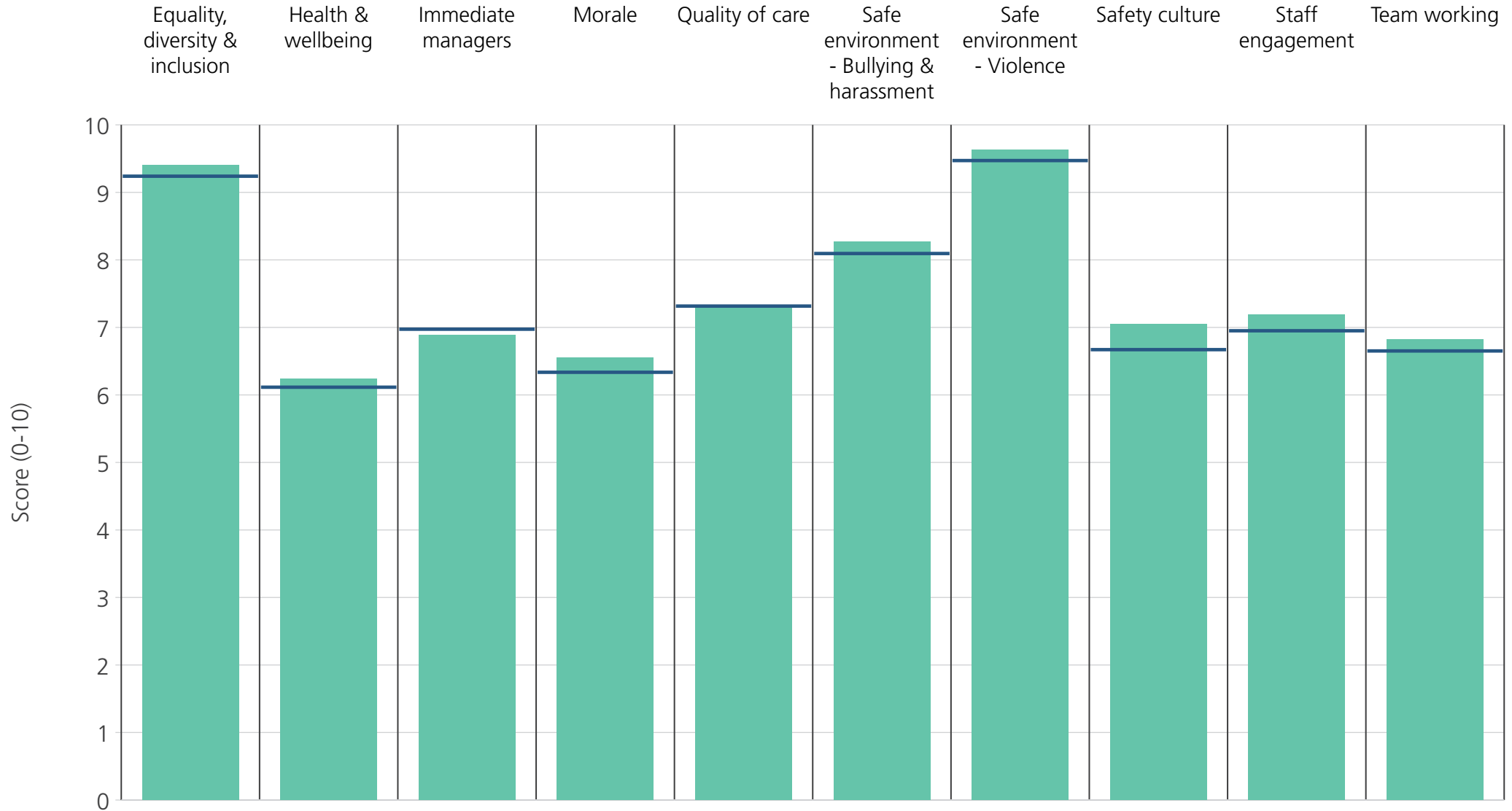
<b>Directorate</b>	8.9	5.1	6.1	5.6	7.0	6.9	9.0	6.4	6.5	6.0
<b>Your org</b>	9.2	6.1	7.0	6.3	7.3	8.1	9.5	6.7	7.0	6.7
<b>Responses</b>	72	72	72	72	69	71	72	71	72	71



<b>Directorate</b>	9.1	5.7	6.7	6.0	7.0	6.8	8.2	6.6	6.9	6.3
<b>Your org</b>	9.2	6.1	7.0	6.3	7.3	8.1	9.5	6.7	7.0	6.7
<b>Responses</b>	314	316	315	313	305	314	314	316	316	316



<b>Directorate</b>	9.4	5.7	6.6	6.0	7.0	7.4	8.7	6.7	6.6	5.5
<b>Your org</b>	9.2	6.1	7.0	6.3	7.3	8.1	9.5	6.7	7.0	6.7
<b>Responses</b>	82	82	82	82	81	82	82	82	81	80



<b>Directorate</b>	9.4	6.2	6.9	6.5	7.3	8.3	9.6	7.0	7.2	6.8
<b>Your org</b>	9.2	6.1	7.0	6.3	7.3	8.1	9.5	6.7	7.0	6.7
<b>Responses</b>	370	373	375	375	356	374	374	375	375	371