

# The Walton Centre NHS Foundation Trust

2020 NHS Staff Survey

**Directorate Report**

**Contents**

Introduction . . . . .	3
Themes – Directorates 1 . . . . .	4
Add Prof Scientific and Technic . . . . .	5
Additional Clinical Services . . . . .	6
Administrative and Clerical . . . . .	7
Allied Health Professionals . . . . .	8
Estates and Ancillary . . . . .	9
Healthcare Scientists . . . . .	10
Medical and Dental . . . . .	11
Nursing and Midwifery Registered . . . . .	12
Themes – Directorates 2 . . . . .	13
Corporate Services Directorate . . . . .	14
Neurology & Long Term Care Directorate . . . . .	15
Surgery & Critical Care Directorate . . . . .	16

This directorate report for The Walton Centre NHS Foundation Trust contains results by directorate for themes from the 2020 NHS Staff Survey. These results are compared to the unweighted average for your organisation.

**Please note:** It is possible that there are differences between the 'Your org' scores reported in this directorate report and those in the benchmark report. This is because the results in the benchmark report are weighted to allow for fair comparisons between organisations of a similar type. However, in this report comparisons are made within your organisation so the unweighted organisation result is a more appropriate point of comparison.

The directorate breakdowns used in this report were provided and defined by The Walton Centre NHS Foundation Trust. Details of how the theme scores were calculated are included in the Technical Document, available to download from our [results website](#).

## Key features

Breakdown type and **directorate name** are specified in the header. Black text in the header is hyperlinked: clicking on '2020 NHS Staff Survey Results' navigates back to the contents page.

Directorate results are presented in the context of the (unweighted) **organisation average ('Your org')**, so it is easy to tell if a directorate is performing better or worse than the organisation average. For all themes, a higher score is a better result than a lower score.

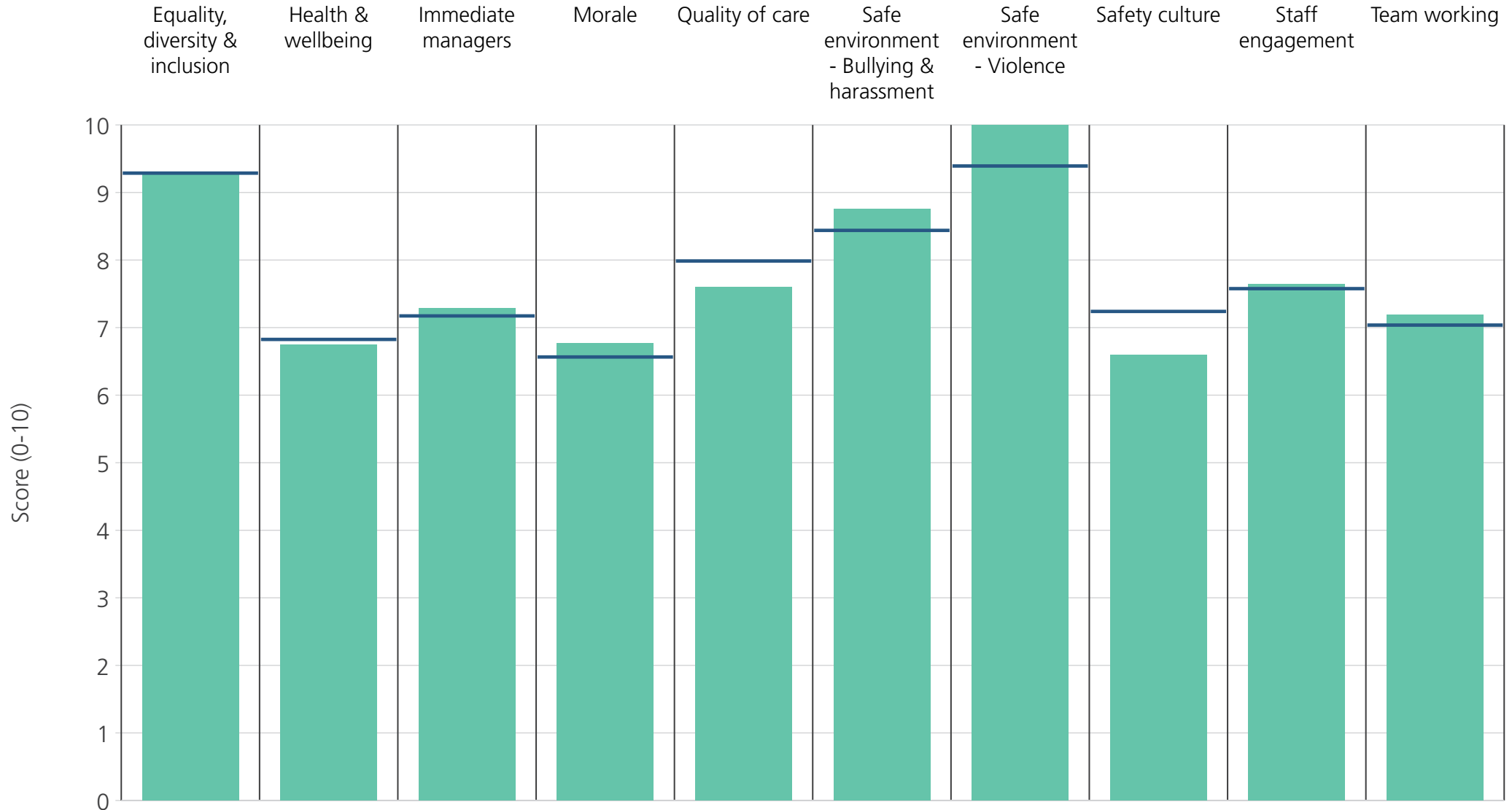
The **number of responses** feeding into each theme score **for the given directorate** is specified below the table containing the directorate and trust scores.



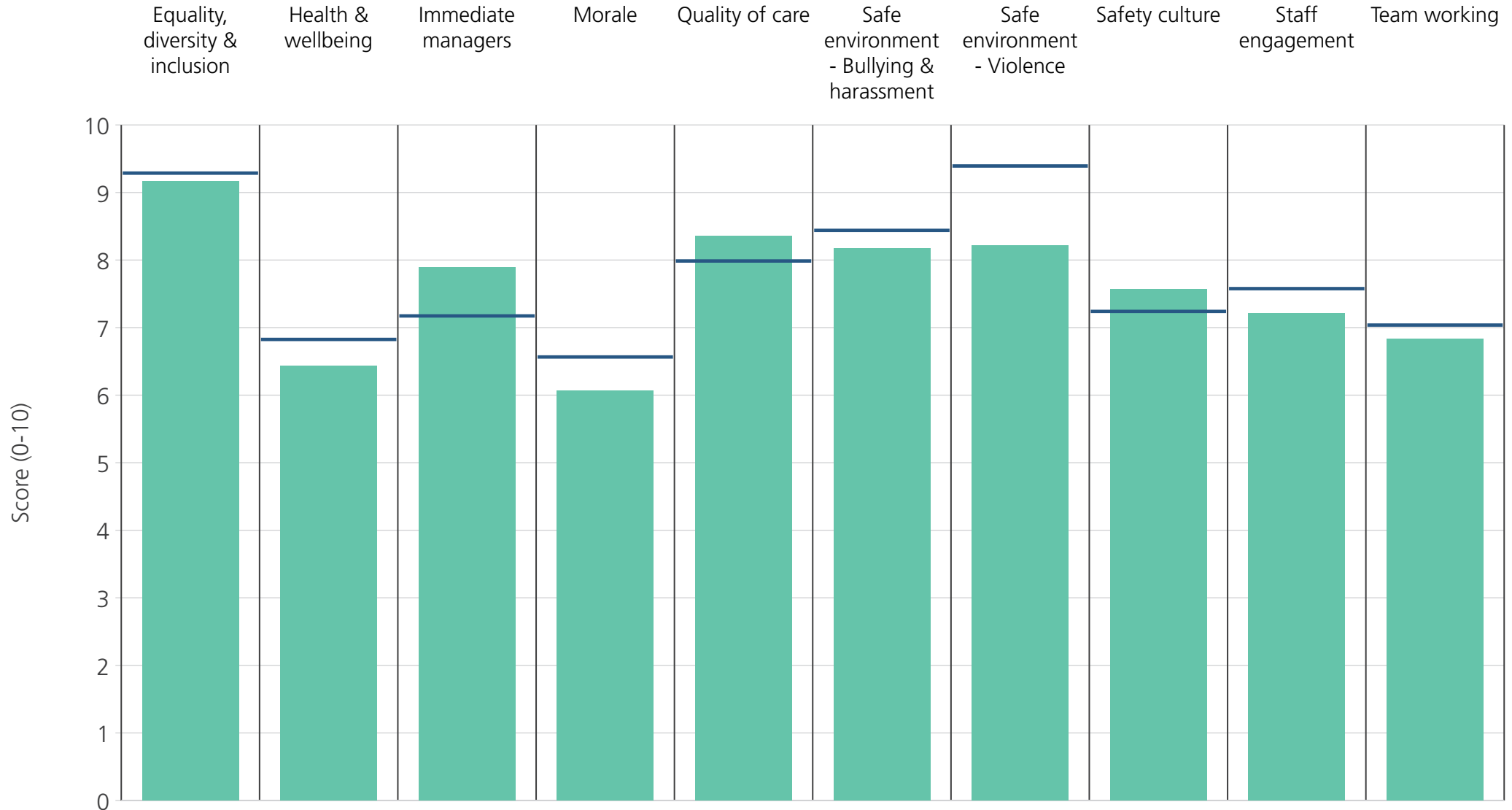
**! Note:** when there are less than 11 responses in a group, results are suppressed to protect staff confidentiality

# Directorates 1

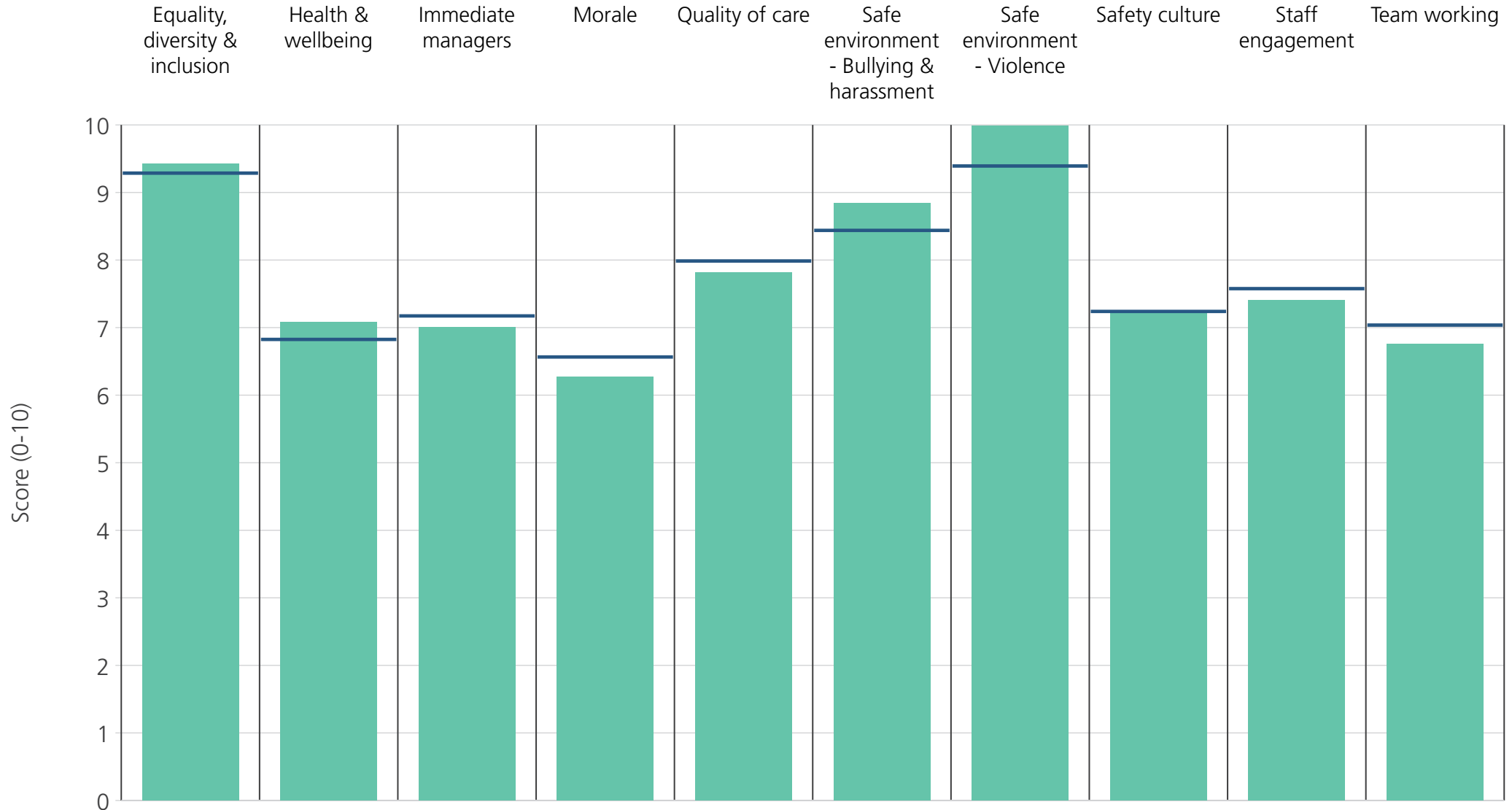
The Walton Centre NHS Foundation Trust  
2020 NHS Staff Survey Results



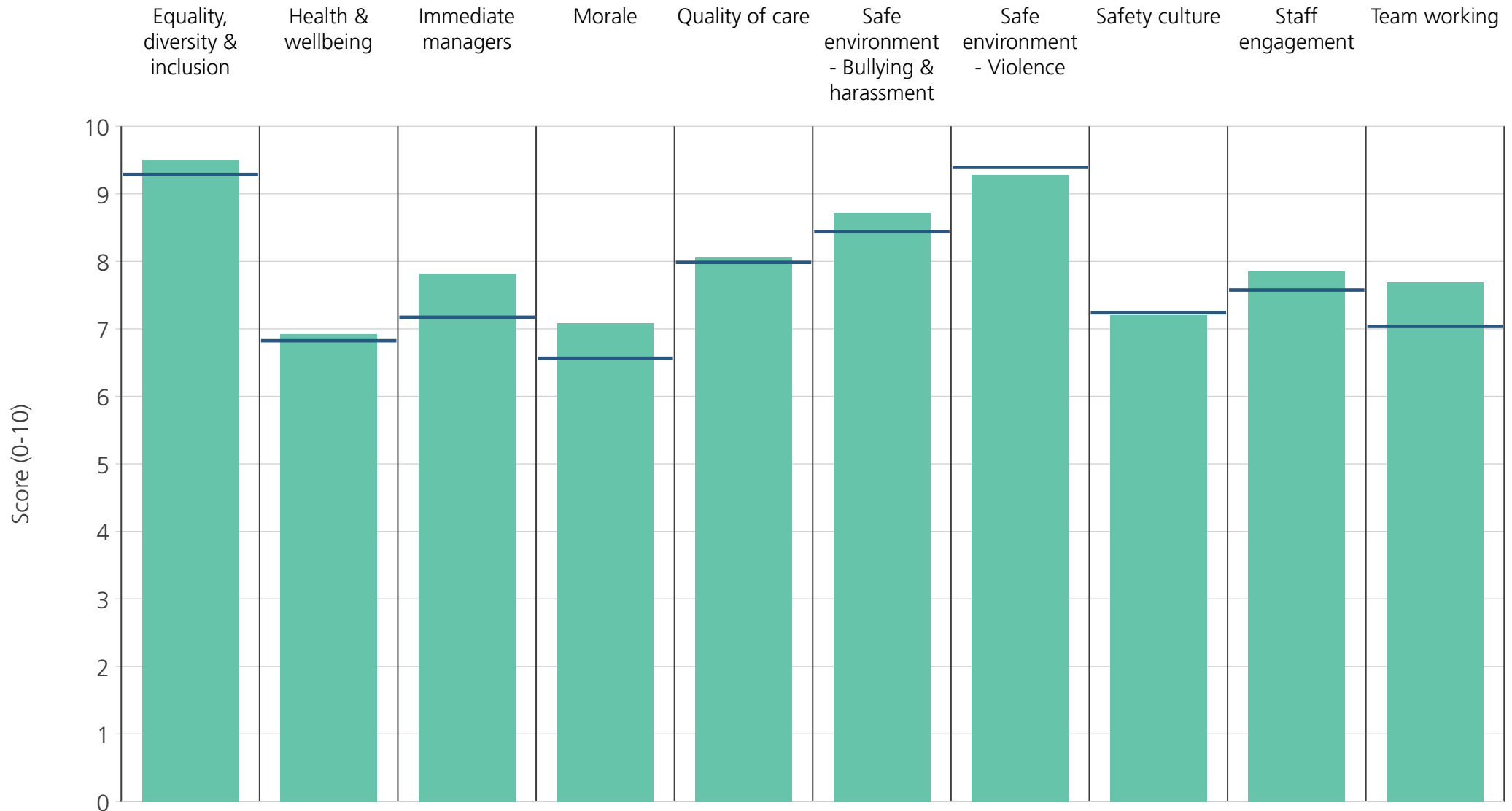
<b>Directorate</b>	9.3	6.8	7.3	6.8	7.6	8.8	10.0	6.6	7.6	7.2
<b>Your org</b>	9.3	6.8	7.2	6.6	8.0	8.4	9.4	7.2	7.6	7.0
<b>Responses</b>	16	16	16	16	16	16	14	16	16	16



<b>Directorate</b>	9.2	6.4	7.9	6.1	8.4	8.2	8.2	7.6	7.2	6.8
<b>Your org</b>	9.3	6.8	7.2	6.6	8.0	8.4	9.4	7.2	7.6	7.0
<b>Responses</b>	32	32	33	31	32	31	28	32	33	30

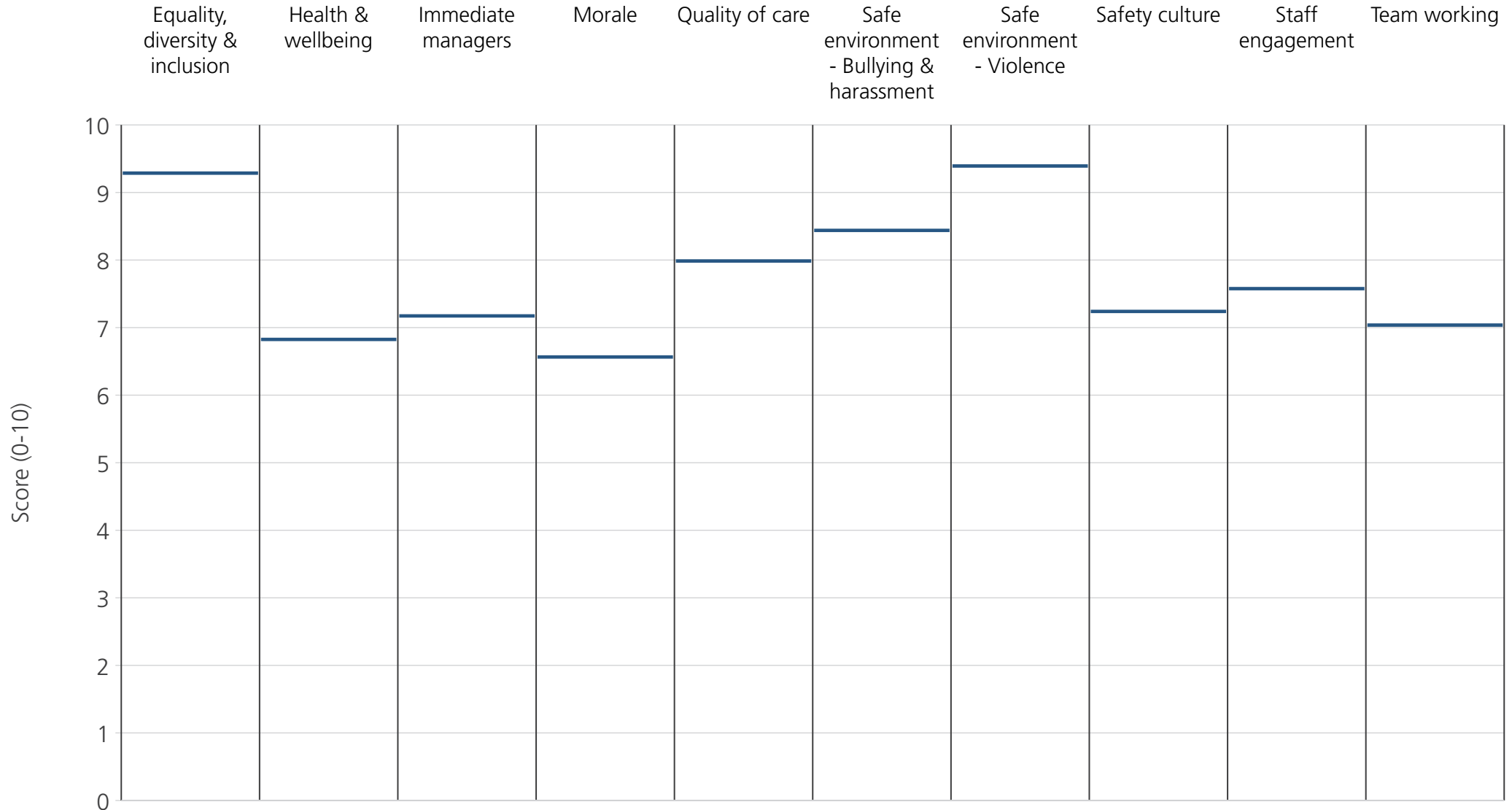


<b>Directorate</b>	9.4	7.1	7.0	6.3	7.8	8.8	10.0	7.2	7.4	6.8
<b>Your org</b>	9.3	6.8	7.2	6.6	8.0	8.4	9.4	7.2	7.6	7.0
<b>Responses</b>	204	205	205	207	107	203	204	205	206	203

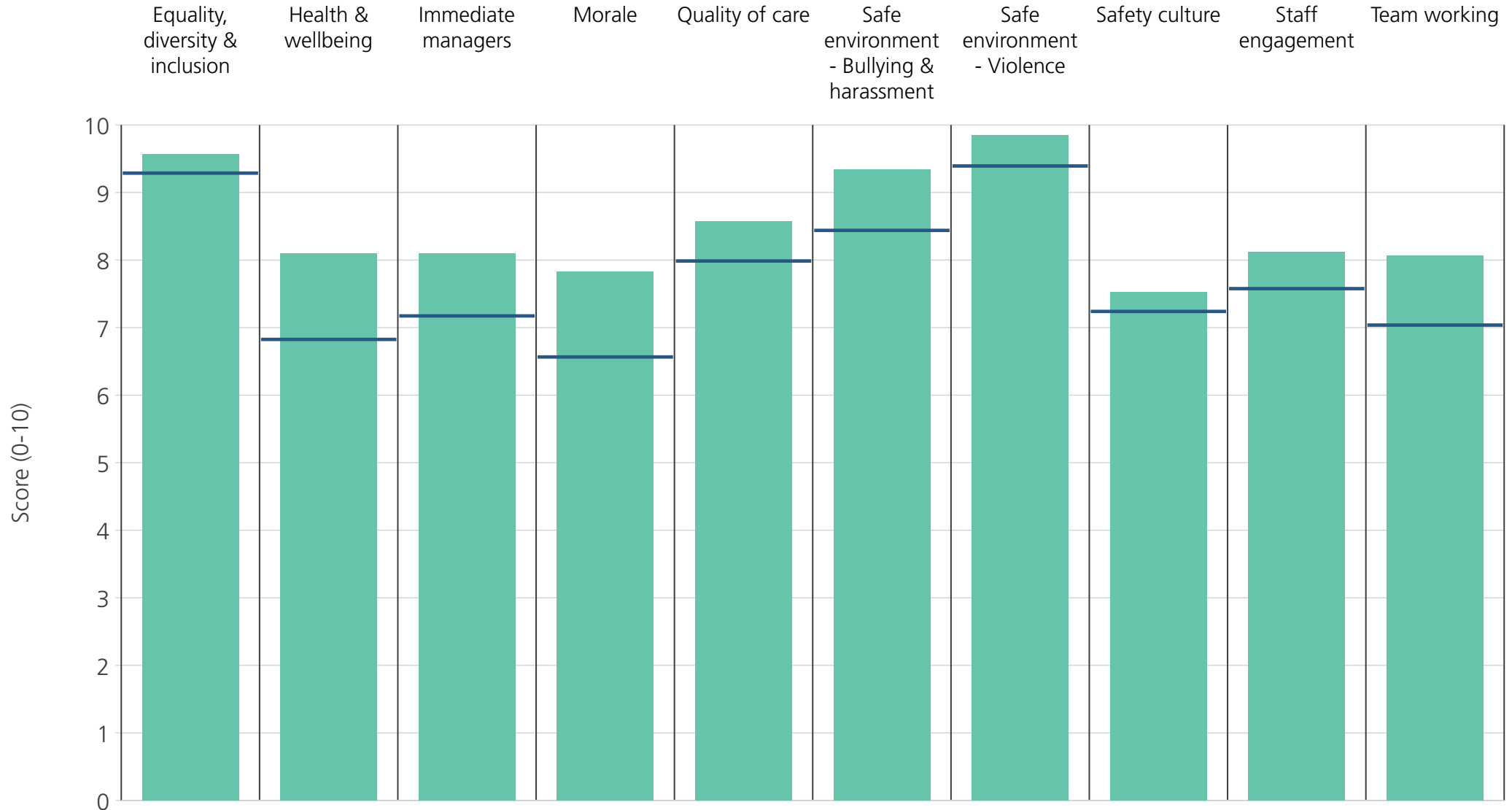


<b>Directorate</b>	9.5	6.9	7.8	7.1	8.1	8.7	9.3	7.2	7.8	7.7
<b>Your org</b>	9.3	6.8	7.2	6.6	8.0	8.4	9.4	7.2	7.6	7.0
<b>Responses</b>	89	88	89	88	89	88	85	89	89	89

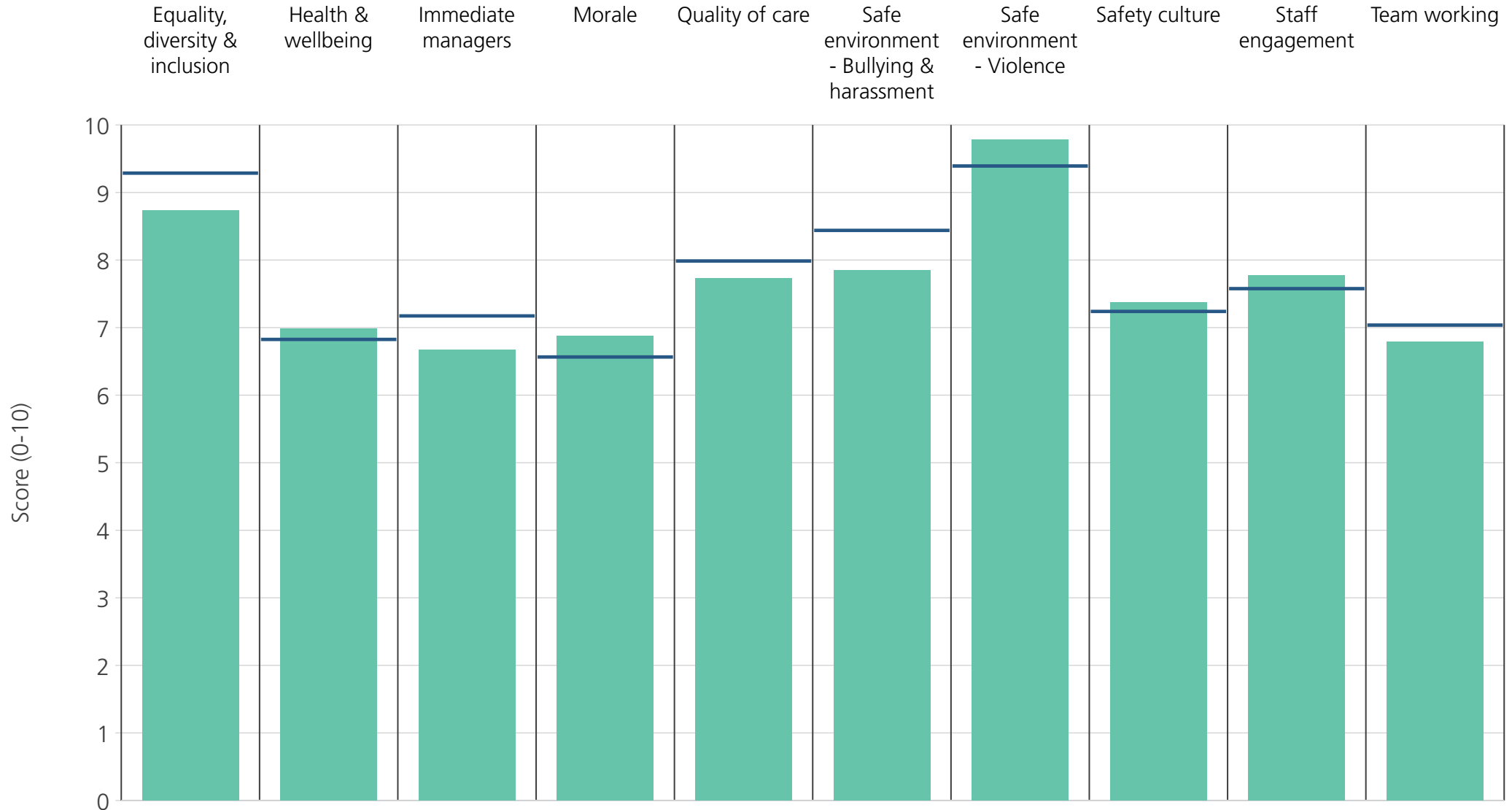




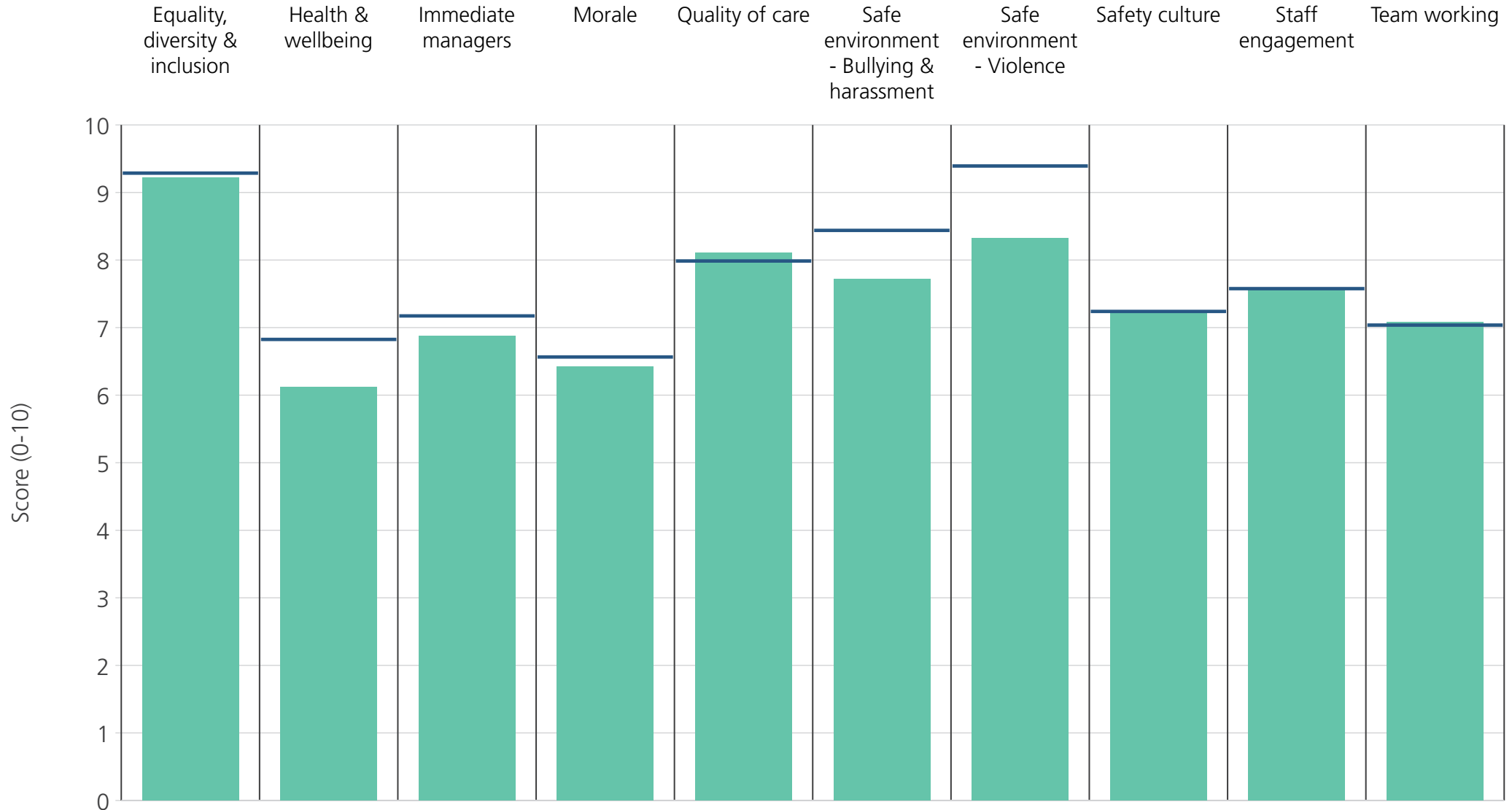
Directorate	9.3	6.8	7.2	6.6	8.0	8.4	9.4	7.2	7.6	7.0
Your org	3	3	3	3	2	3	3	3	3	3
Responses										



<b>Directorate</b>	9.6	8.1	8.1	7.8	8.6	9.3	9.8	7.5	8.1	8.1
<b>Your org</b>	9.3	6.8	7.2	6.6	8.0	8.4	9.4	7.2	7.6	7.0
<b>Responses</b>	21	22	22	22	21	20	22	22	22	22



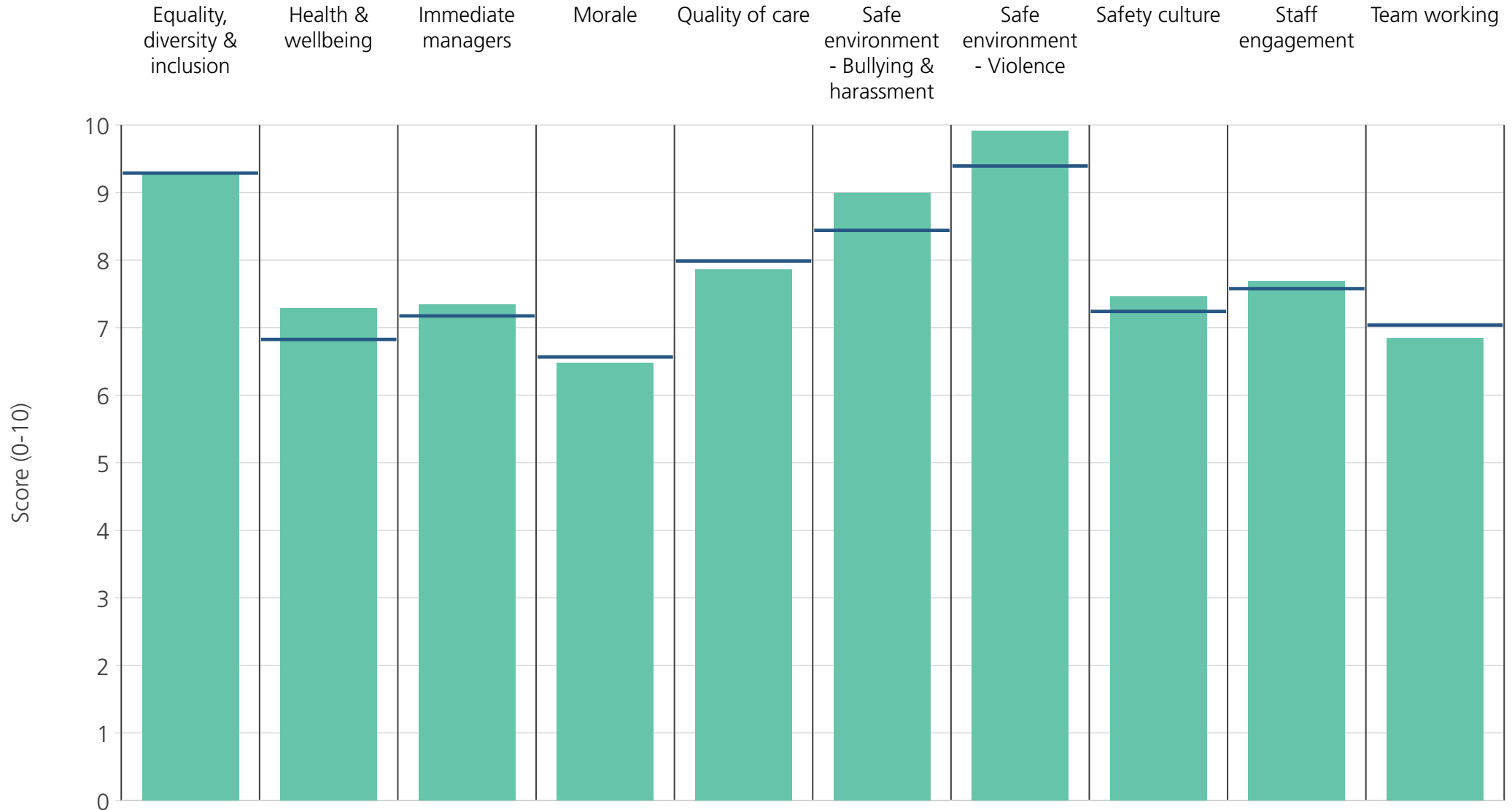
<b>Directorate</b>	8.7	7.0	6.7	6.9	7.7	7.8	9.8	7.4	7.8	6.8
<b>Your org</b>	9.3	6.8	7.2	6.6	8.0	8.4	9.4	7.2	7.6	7.0
<b>Responses</b>	62	61	63	63	63	62	62	63	63	63



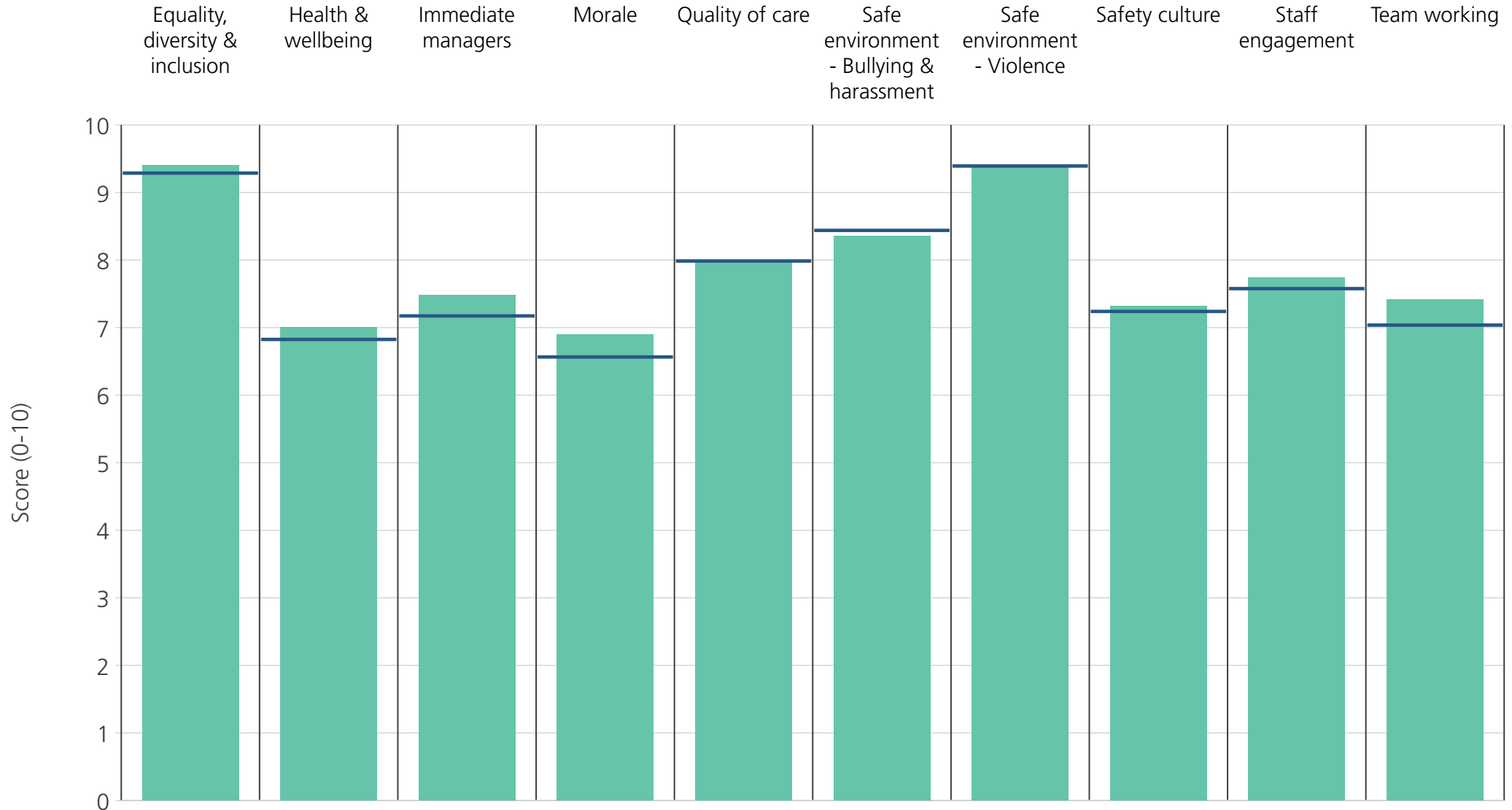
<b>Directorate</b>	9.2	6.1	6.9	6.4	8.1	7.7	8.3	7.2	7.6	7.1
<b>Your org</b>	9.3	6.8	7.2	6.6	8.0	8.4	9.4	7.2	7.6	7.0
<b>Responses</b>	115	115	114	115	115	114	114	115	115	114

# Directorates 2

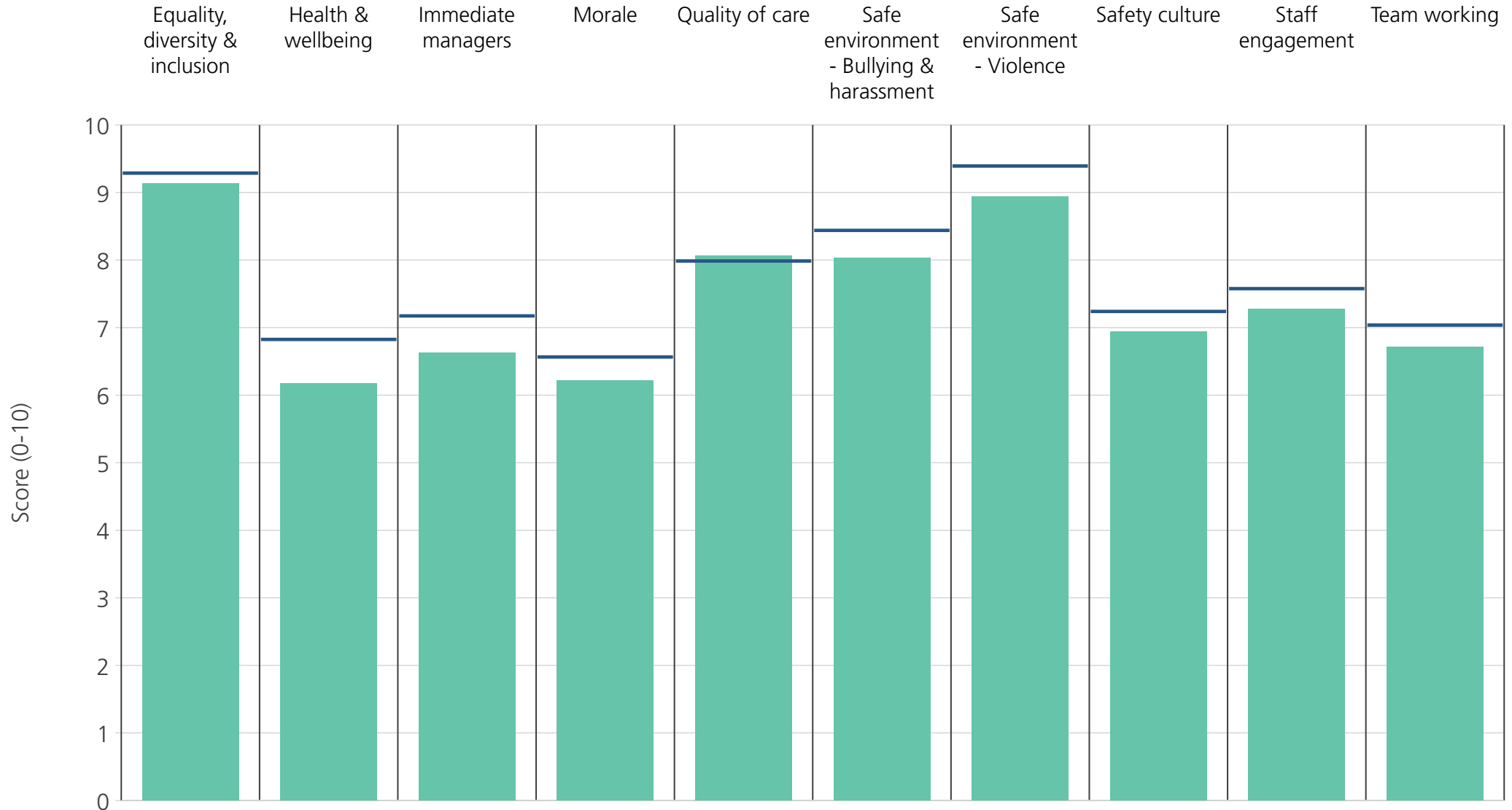
The Walton Centre NHS Foundation Trust  
2020 NHS Staff Survey Results



<b>Directorate</b>	9.3	7.3	7.3	6.5	7.9	9.0	9.9	7.5	7.7	6.8
<b>Your org</b>	9.3	6.8	7.2	6.6	8.0	8.4	9.4	7.2	7.6	7.0
<b>Responses</b>	153	154	154	155	77	153	153	154	154	151



<b>Directorate</b>	9.4	7.0	7.5	6.9	8.0	8.4	9.4	7.3	7.7	7.4
<b>Your org</b>	9.3	6.8	7.2	6.6	8.0	8.4	9.4	7.2	7.6	7.0
<b>Responses</b>	220	219	221	220	213	216	211	220	222	218



<b>Directorate</b>	9.1	6.2	6.6	6.2	8.1	8.0	8.9	6.9	7.3	6.7
<b>Your org</b>	9.3	6.8	7.2	6.6	8.0	8.4	9.4	7.2	7.6	7.0
<b>Responses</b>	169	169	170	170	155	168	168	171	171	171