

# Cornwall Partnership NHS Foundation Trust

2020 NHS Staff Survey

**Directorate Report**

**Contents**

Introduction . . . . .	3	201 West Area Division . . . . .	26
Themes – Directorates 1 . . . . .	4		
Add Prof Scientific And Technic . . . . .	5		
Additional Clinical Services . . . . .	6		
Administrative And Clerical . . . . .	7		
Allied Health Professionals . . . . .	8		
Estates And Ancillary . . . . .	9		
Medical And Dental . . . . .	10		
Nursing And Midwifery Registered . . . . .	11		
Students . . . . .	12		
Themes – Directorates 2 . . . . .	13		
201 Acs Medical Division . . . . .	14		
201 Central Area Division . . . . .	15		
201 Chief Executive Division . . . . .	16		
201 Chief Operating Officer Division . . . . .	17		
201 Compliance & Corp Development Division . . . . .	18		
201 East Area Division . . . . .	19		
201 Finance, Estates & Digital Services Division . . . . .	20		
201 Flexi Service Division . . . . .	21		
201 Hr & Od Division . . . . .	22		
201 Mh Inpatient & Targeted Services Division . . . . .	23		
201 Mh Medical Division . . . . .	24		
201 Psychology Division . . . . .	25		

This directorate report for Cornwall Partnership NHS Foundation Trust contains results by directorate for themes from the 2020 NHS Staff Survey. These results are compared to the unweighted average for your organisation.

**Please note:** It is possible that there are differences between the 'Your org' scores reported in this directorate report and those in the benchmark report. This is because the results in the benchmark report are weighted to allow for fair comparisons between organisations of a similar type. However, in this report comparisons are made within your organisation so the unweighted organisation result is a more appropriate point of comparison.

The directorate breakdowns used in this report were provided and defined by Cornwall Partnership NHS Foundation Trust. Details of how the theme scores were calculated are included in the Technical Document, available to download from our [results website](#).

## Key features

Breakdown type and **directorate name** are specified in the header. Black text in the header is hyperlinked: clicking on '2020 NHS Staff Survey Results' navigates back to the contents page.

Directorate results are presented in the context of the (unweighted) **organisation average ('Your org')**, so it is easy to tell if a directorate is performing better or worse than the organisation average. For all themes, a higher score is a better result than a lower score.

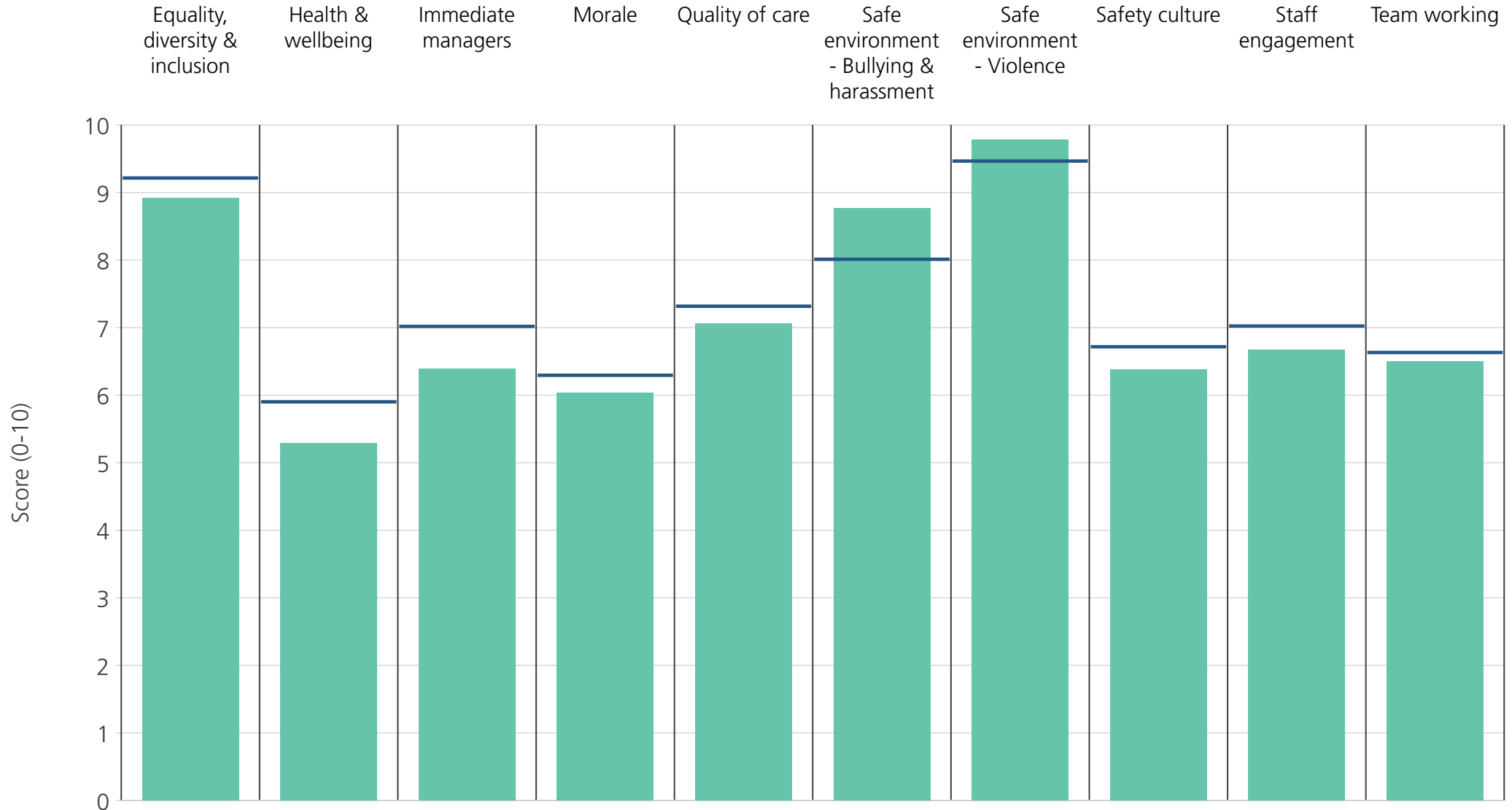
The **number of responses** feeding into each theme score **for the given directorate** is specified below the table containing the directorate and trust scores.



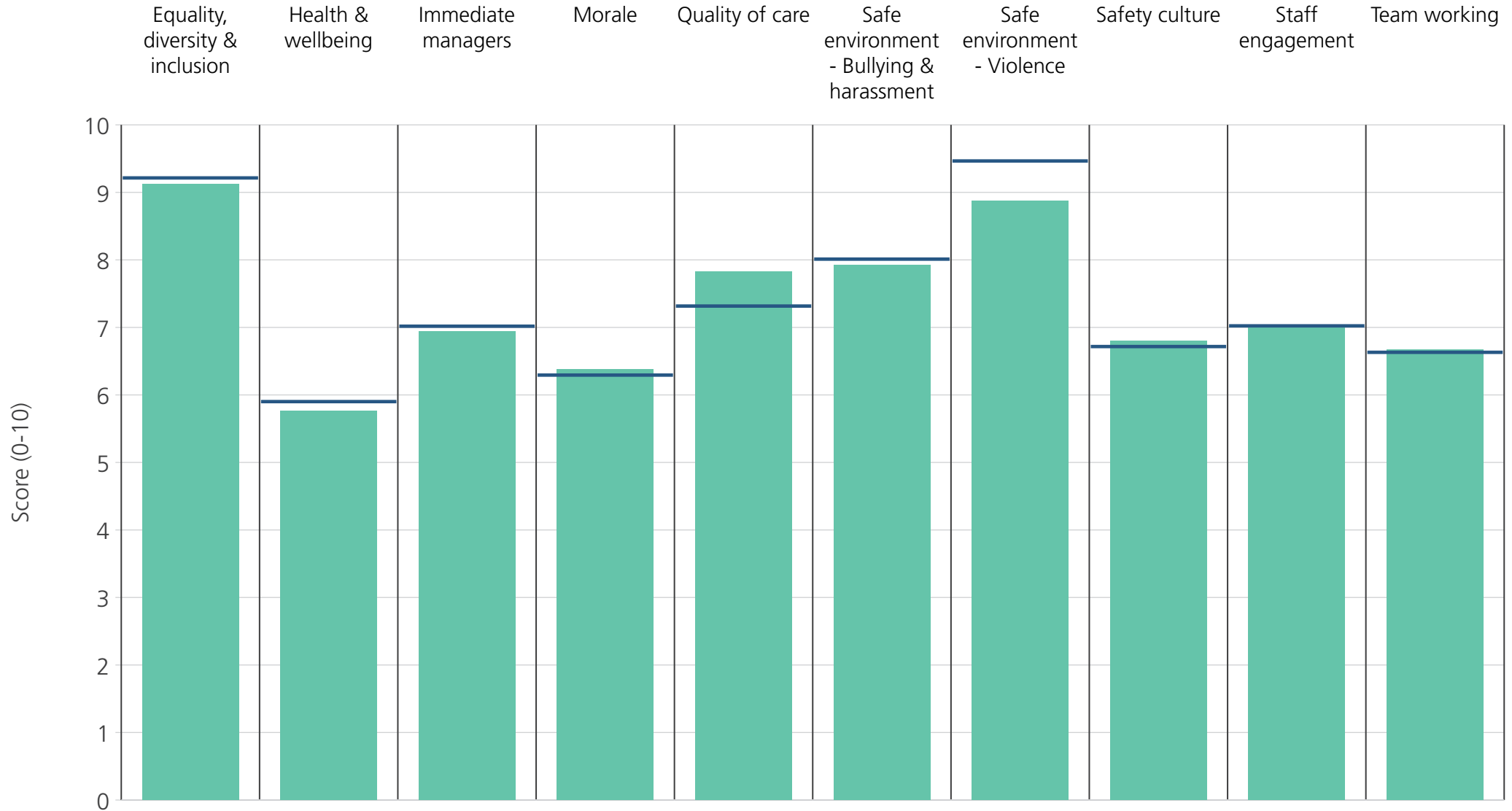
**! Note:** when there are less than 11 responses in a group, results are suppressed to protect staff confidentiality

# Directorates 1

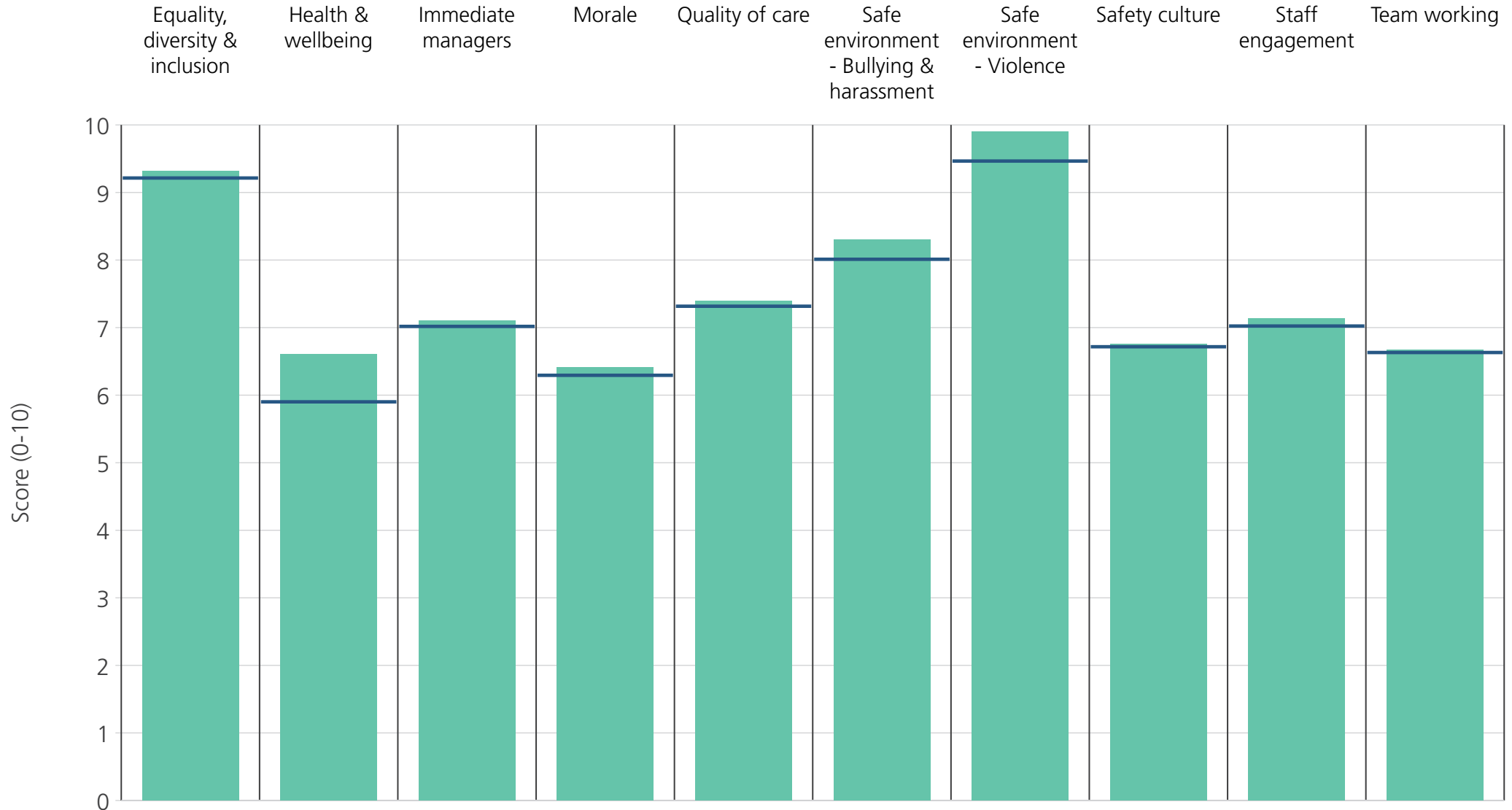
Cornwall Partnership NHS Foundation Trust  
2020 NHS Staff Survey Results



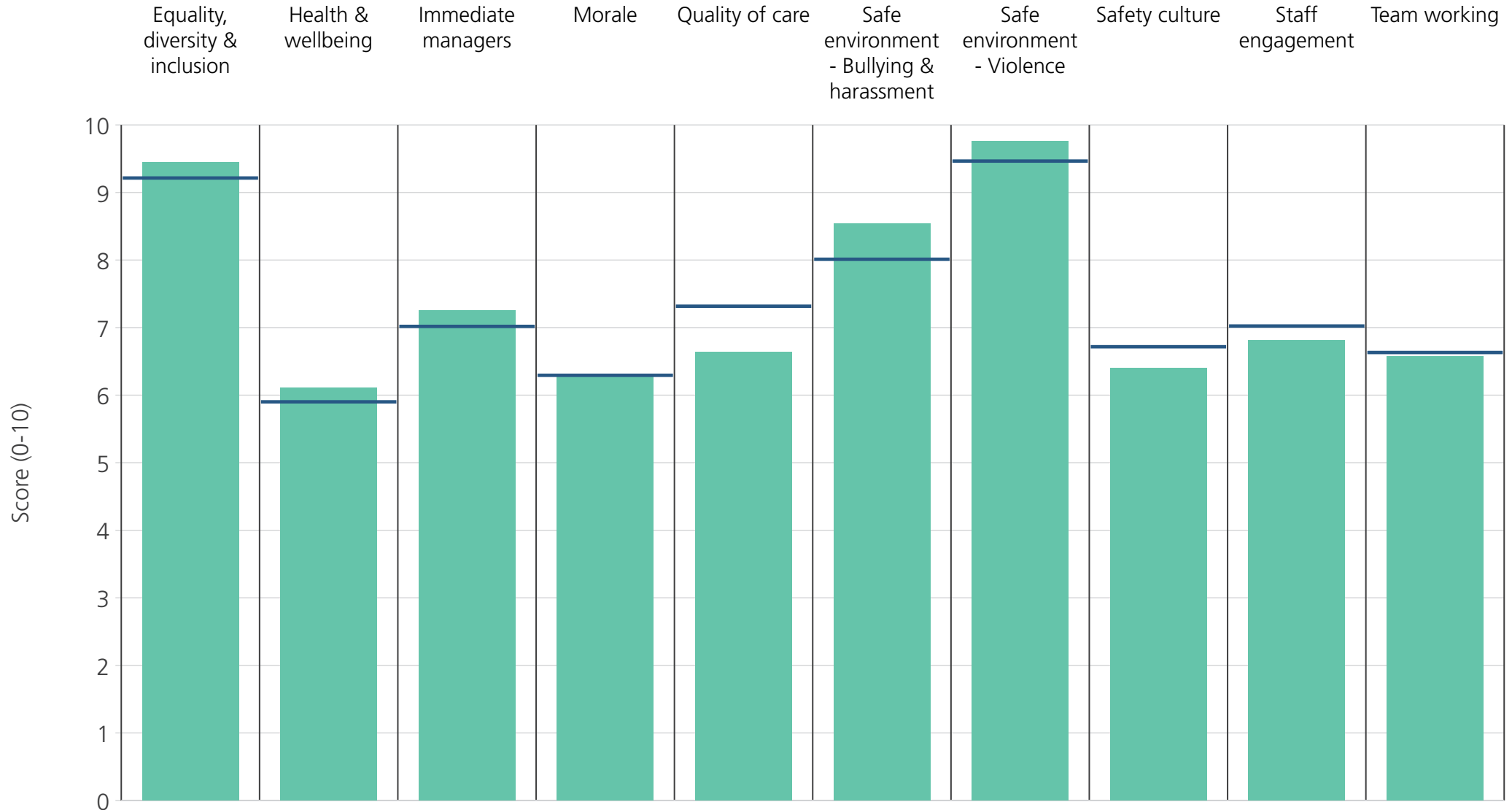
<b>Directorate</b>	8.9	5.3	6.4	6.0	7.1	8.8	9.8	6.4	6.7	6.5
<b>Your org</b>	9.2	5.9	7.0	6.3	7.3	8.0	9.5	6.7	7.0	6.6
<b>Responses</b>	93	93	92	93	93	92	93	93	93	91



<b>Directorate</b>	9.1	5.8	6.9	6.4	7.8	7.9	8.9	6.8	7.0	6.7
<b>Your org</b>	9.2	5.9	7.0	6.3	7.3	8.0	9.5	6.7	7.0	6.6
<b>Responses</b>	311	313	312	311	312	312	313	314	314	307

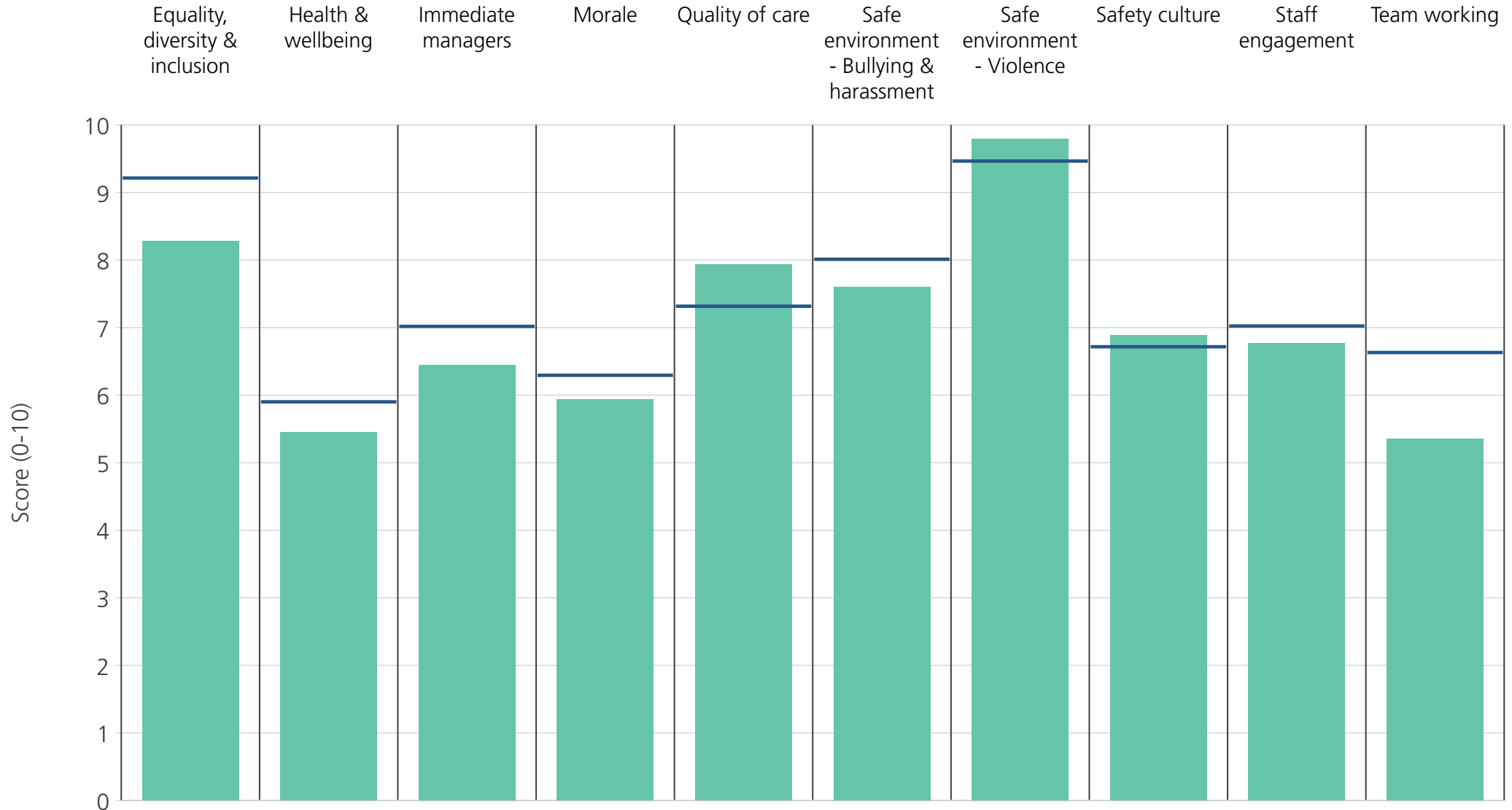


<b>Directorate</b>	9.3	6.6	7.1	6.4	7.4	8.3	9.9	6.8	7.1	6.7
<b>Your org</b>	9.2	5.9	7.0	6.3	7.3	8.0	9.5	6.7	7.0	6.6
<b>Responses</b>	407	408	408	408	233	403	407	406	408	403

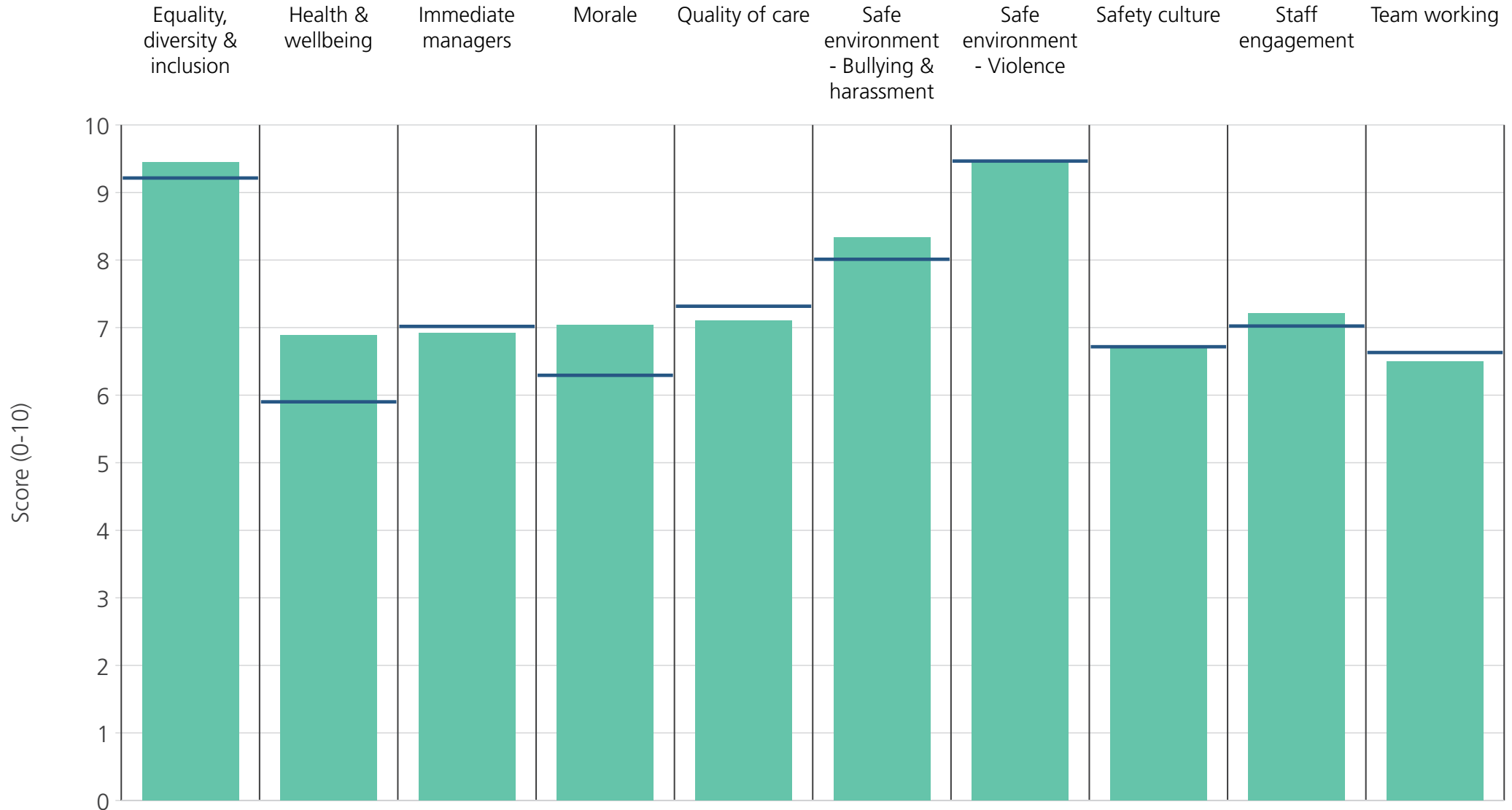


<b>Directorate</b>	9.4	6.1	7.3	6.3	6.6	8.5	9.8	6.4	6.8	6.6
<b>Your org</b>	9.2	5.9	7.0	6.3	7.3	8.0	9.5	6.7	7.0	6.6
<b>Responses</b>	140	141	140	141	141	141	141	141	141	138

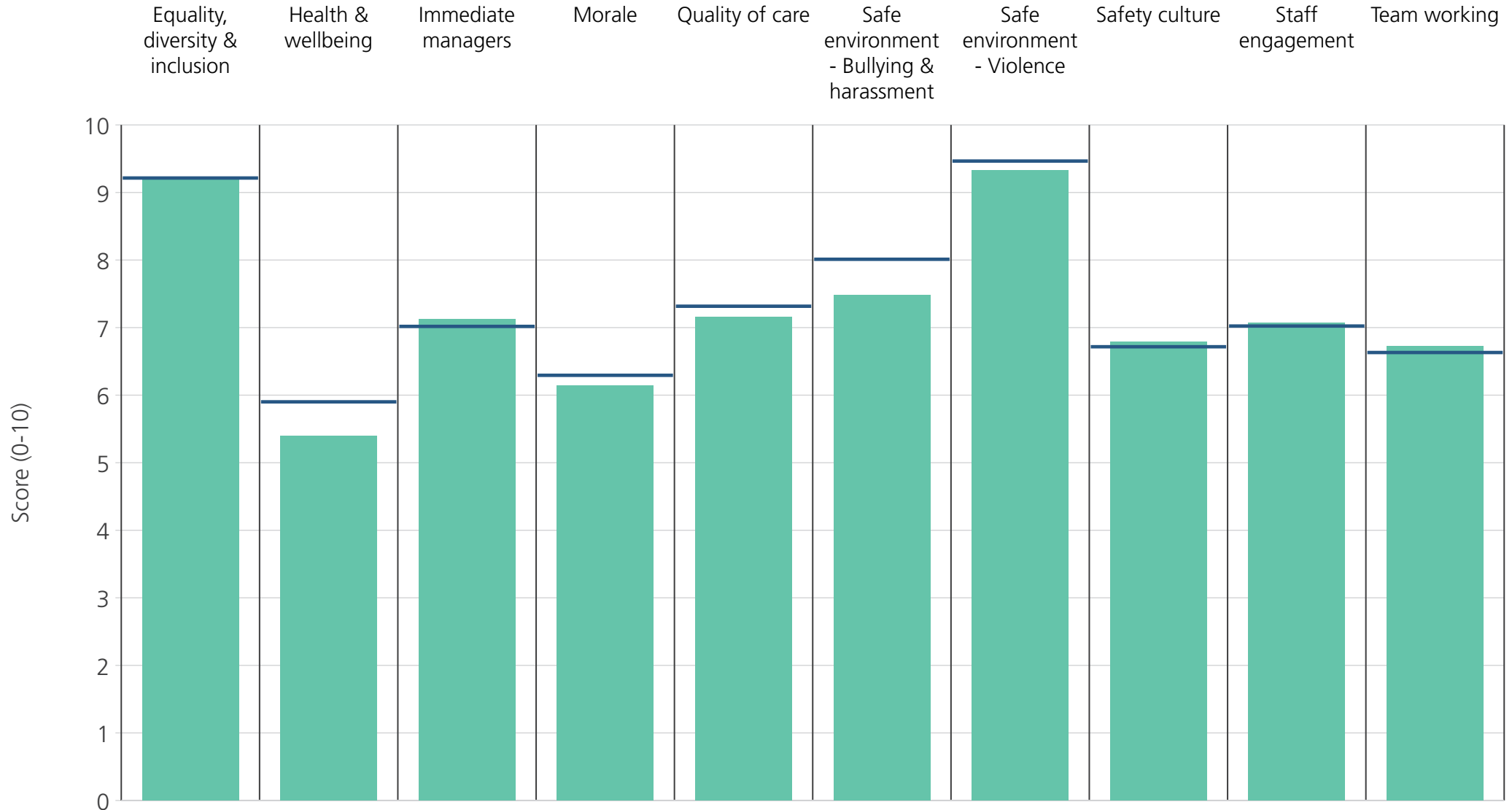




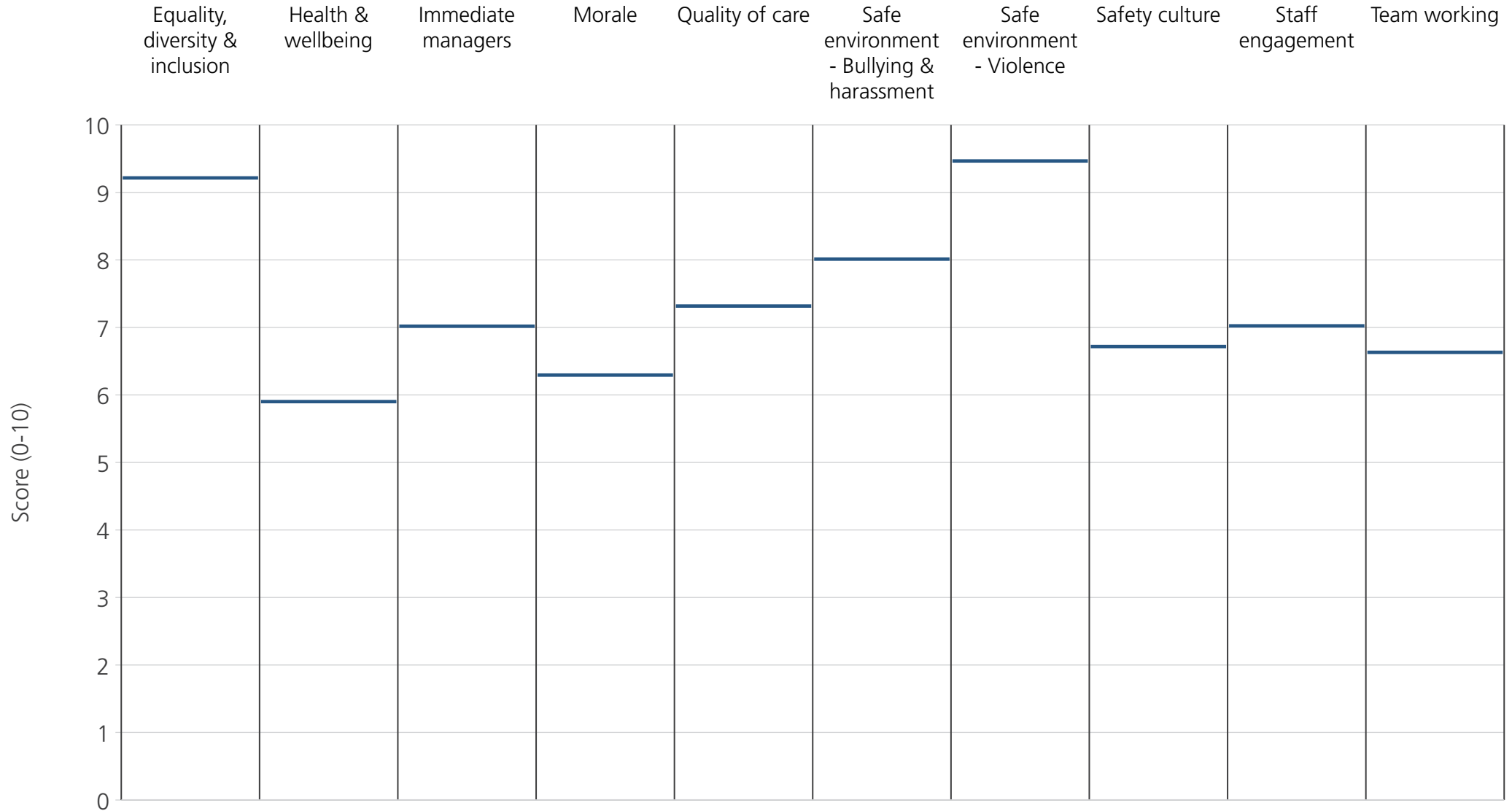
<b>Directorate</b>	8.3	5.5	6.4	5.9	7.9	7.6	9.8	6.9	6.8	5.4
<b>Your org</b>	9.2	5.9	7.0	6.3	7.3	8.0	9.5	6.7	7.0	6.6
<b>Responses</b>	32	32	32	32	29	32	32	32	32	32



<b>Directorate</b>	9.4	6.9	6.9	7.0	7.1	8.3	9.4	6.7	7.2	6.5
<b>Your org</b>	9.2	5.9	7.0	6.3	7.3	8.0	9.5	6.7	7.0	6.6
<b>Responses</b>	36	36	36	36	36	36	36	36	36	36



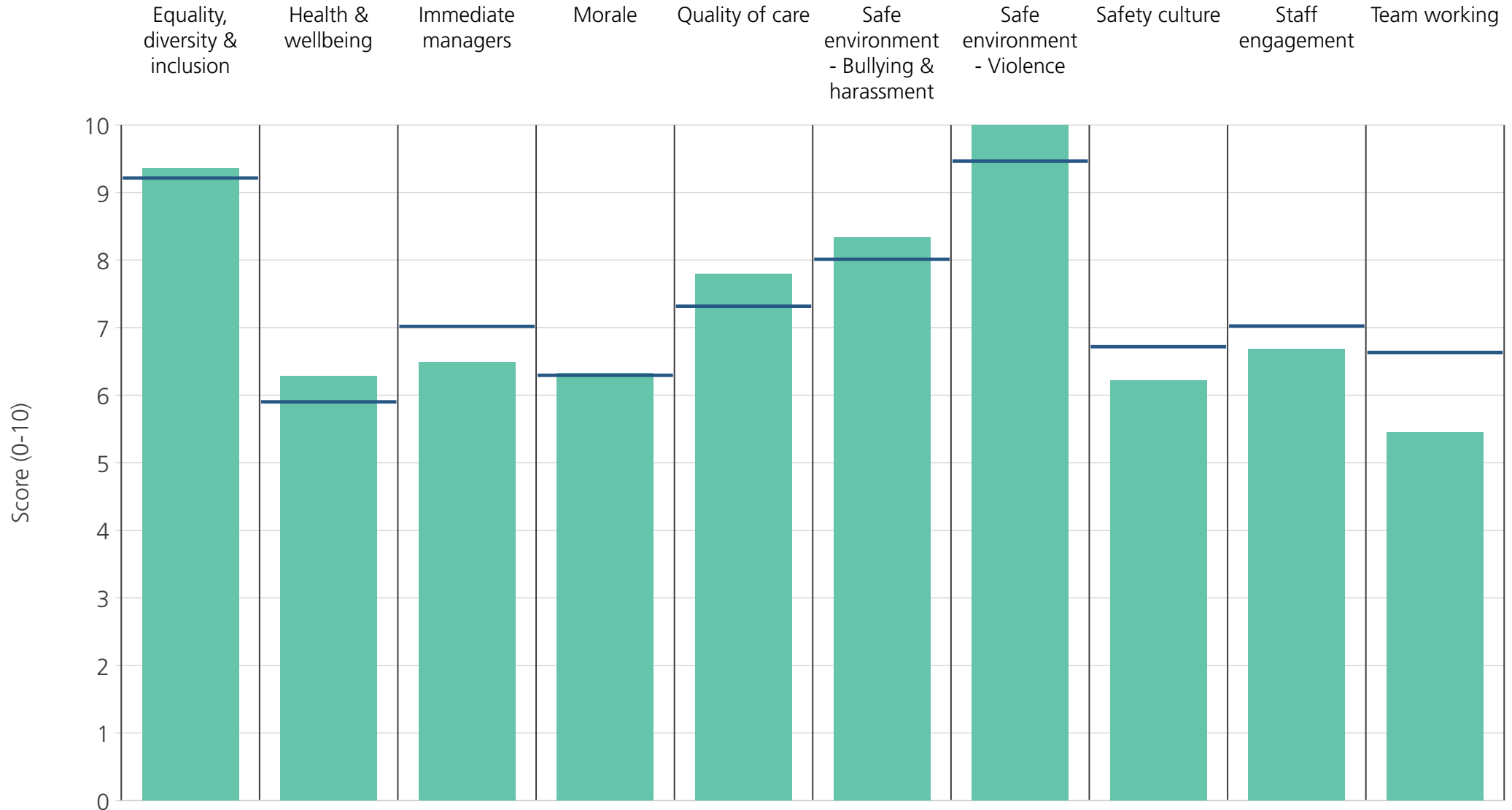
<b>Directorate</b>	9.2	5.4	7.1	6.1	7.2	7.5	9.3	6.8	7.1	6.7
<b>Your org</b>	9.2	5.9	7.0	6.3	7.3	8.0	9.5	6.7	7.0	6.6
<b>Responses</b>	446	446	445	445	436	446	444	446	446	441



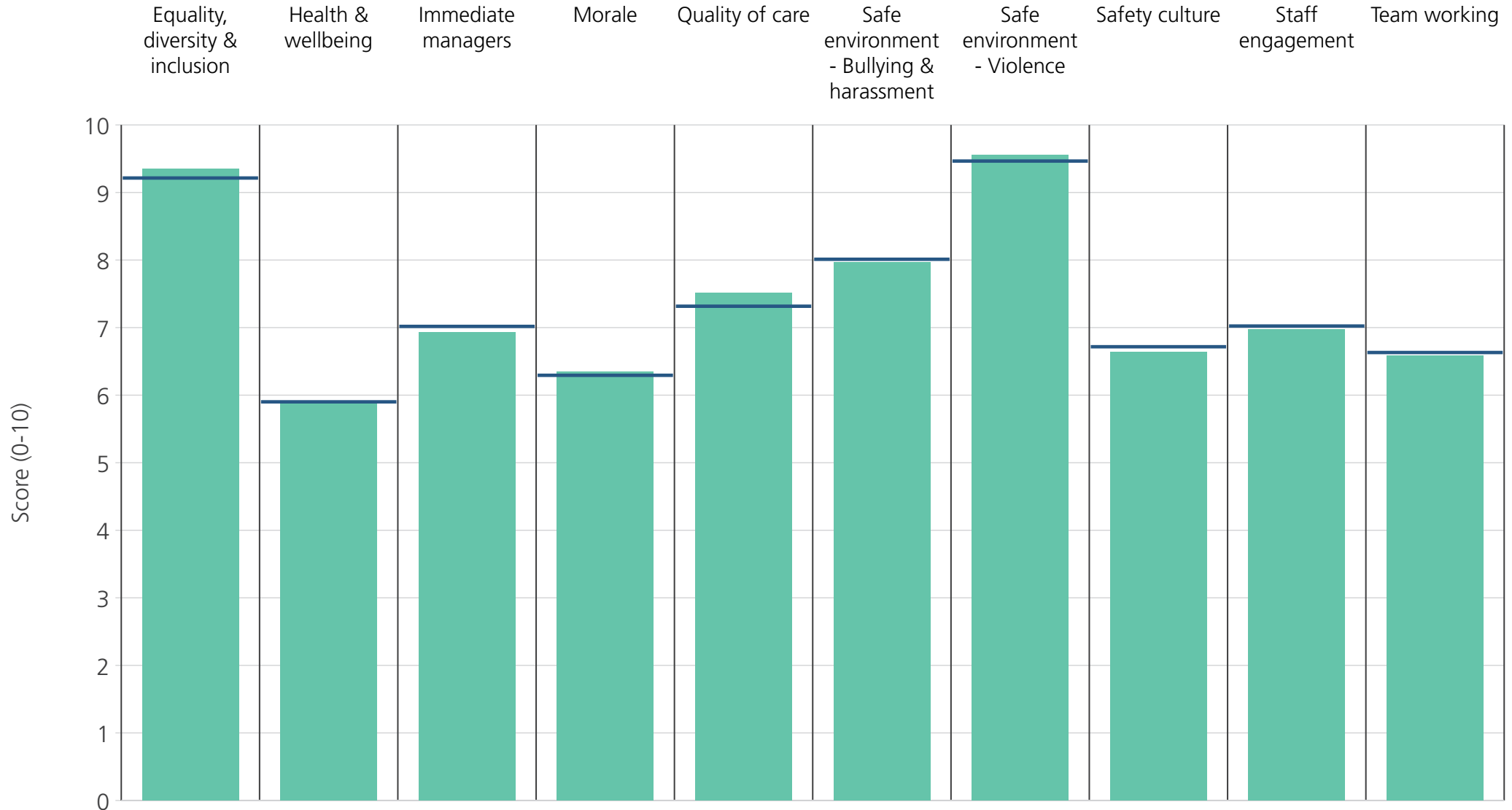
Directorate										
Your org	9.2	5.9	7.0	6.3	7.3	8.0	9.5	6.7	7.0	6.6
Responses	8	8	8	8	8	8	8	8	8	8

# Directorates 2

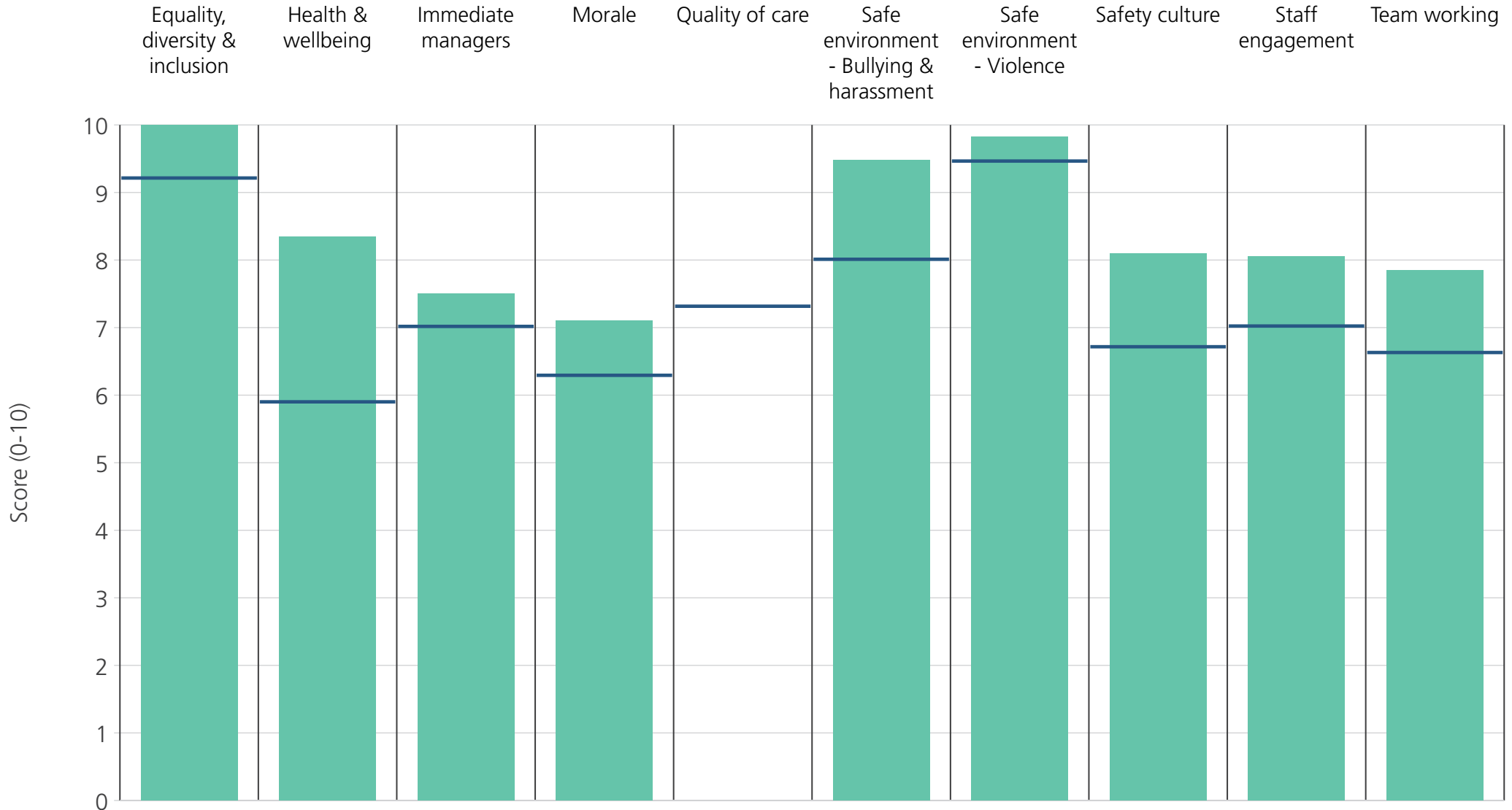
Cornwall Partnership NHS Foundation Trust  
2020 NHS Staff Survey Results



<b>Directorate</b>	9.4	6.3	6.5	6.3	7.8	8.3	10.0	6.2	6.7	5.4
<b>Your org</b>	9.2	5.9	7.0	6.3	7.3	8.0	9.5	6.7	7.0	6.6
<b>Responses</b>	13	14	14	14	14	14	14	14	14	14

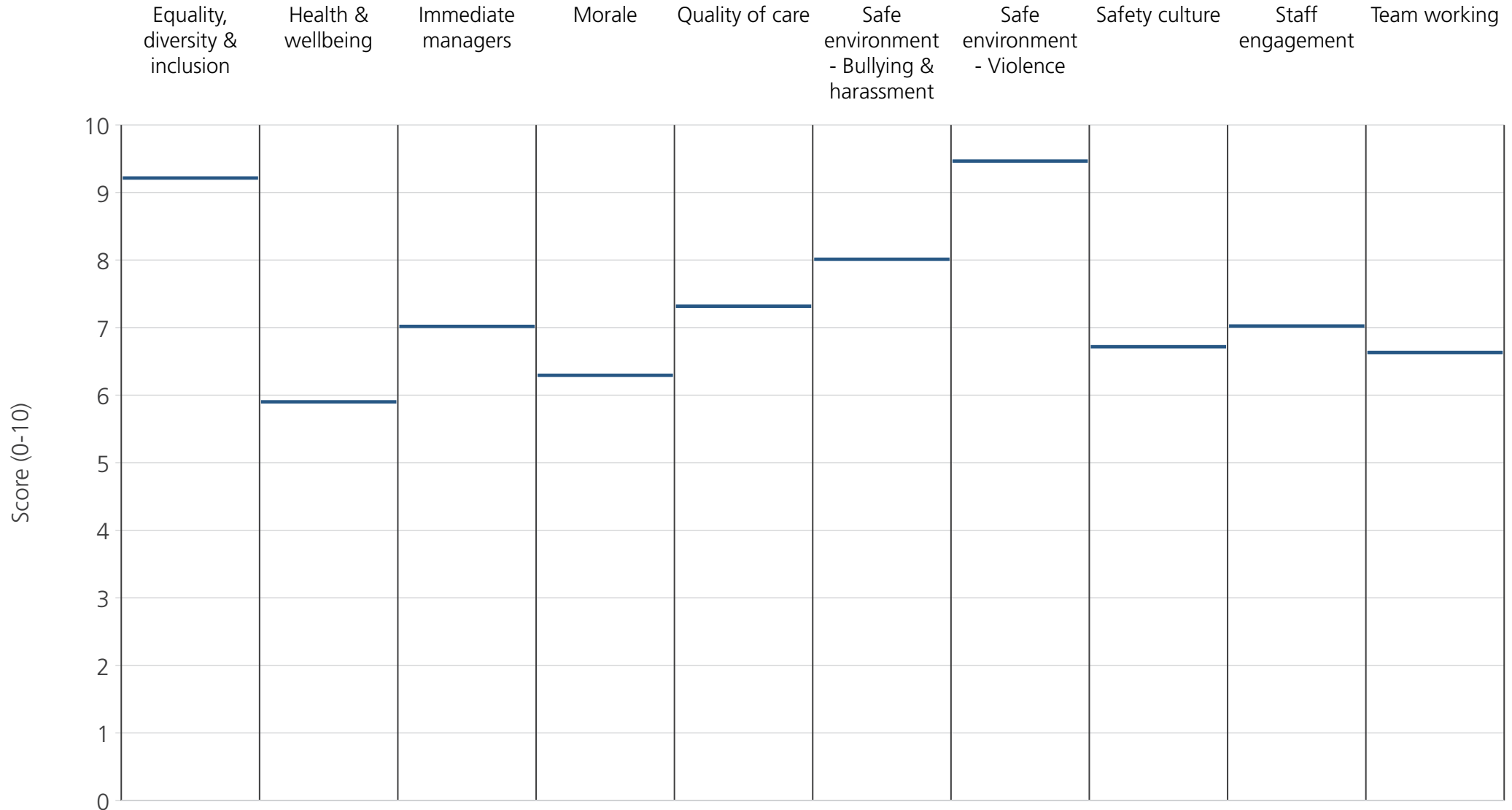


<b>Directorate</b>	9.3	5.9	6.9	6.3	7.5	8.0	9.6	6.6	7.0	6.6
<b>Your org</b>	9.2	5.9	7.0	6.3	7.3	8.0	9.5	6.7	7.0	6.6
<b>Responses</b>	323	325	324	324	307	323	324	325	325	320

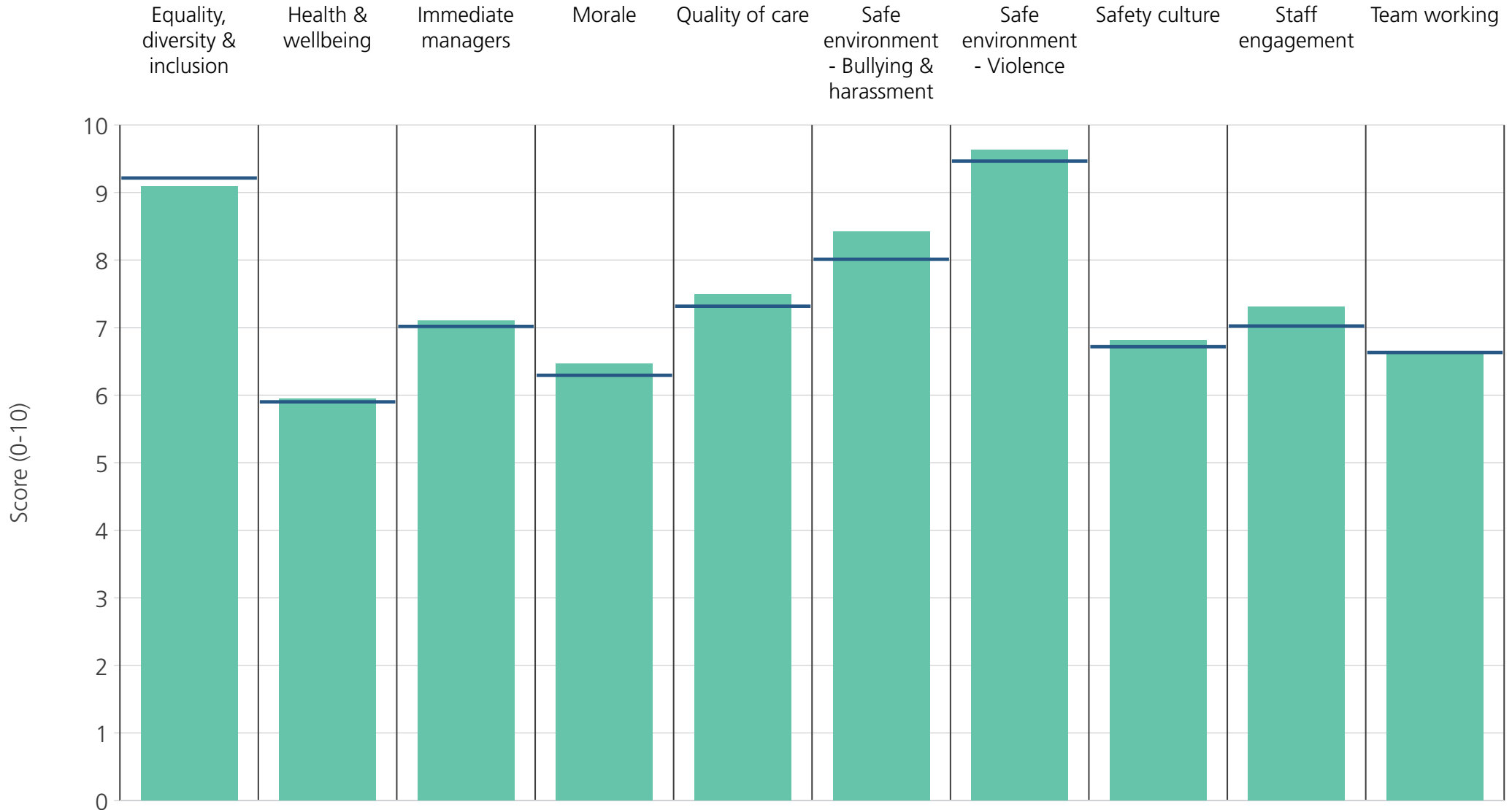


<b>Directorate</b>	10.0	8.3	7.5	7.1		9.5	9.8	8.1	8.1	7.8
<b>Your org</b>	9.2	5.9	7.0	6.3	7.3	8.0	9.5	6.7	7.0	6.6
<b>Responses</b>	19	19	19	19	5	19	19	19	19	18

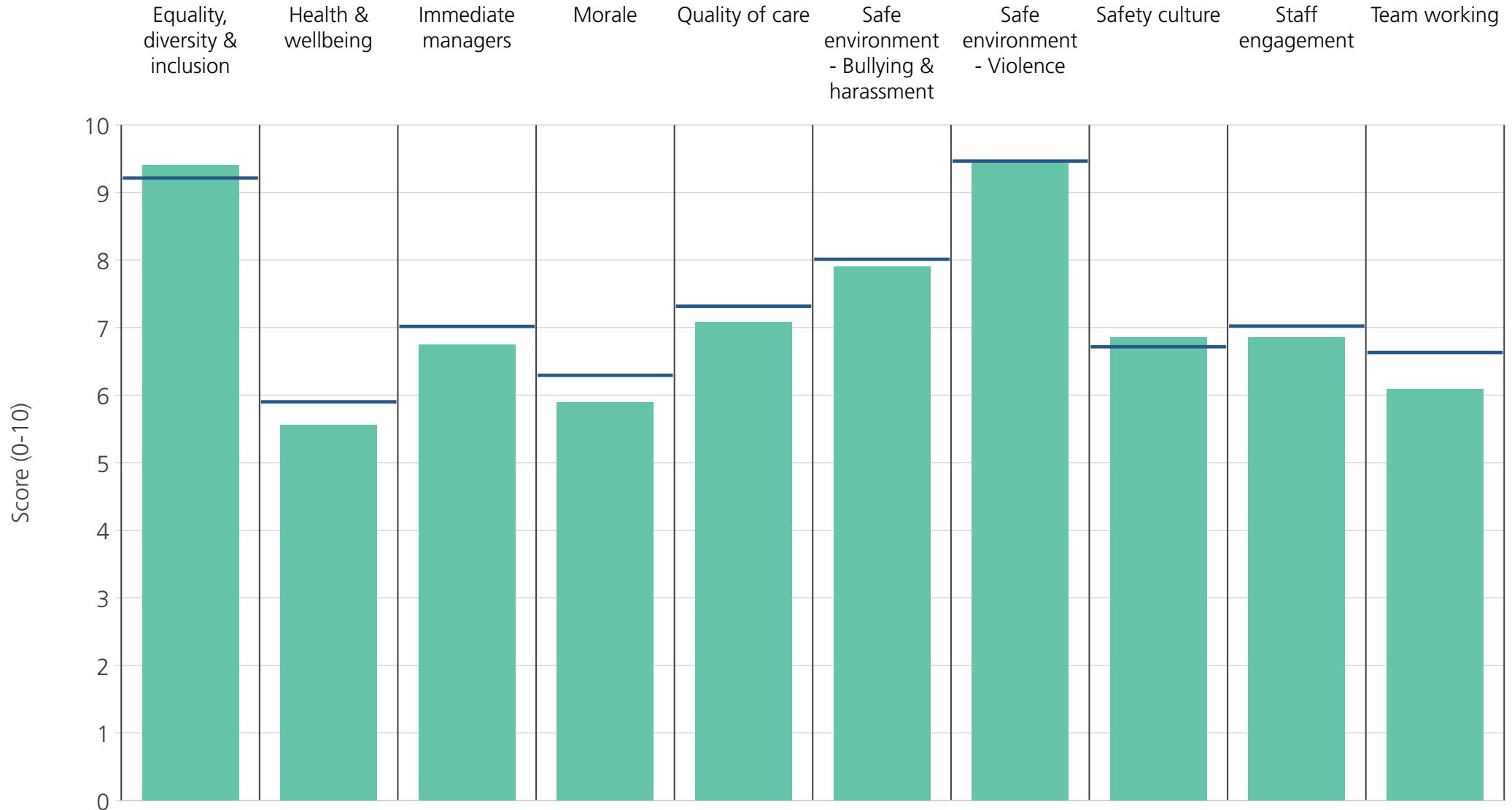




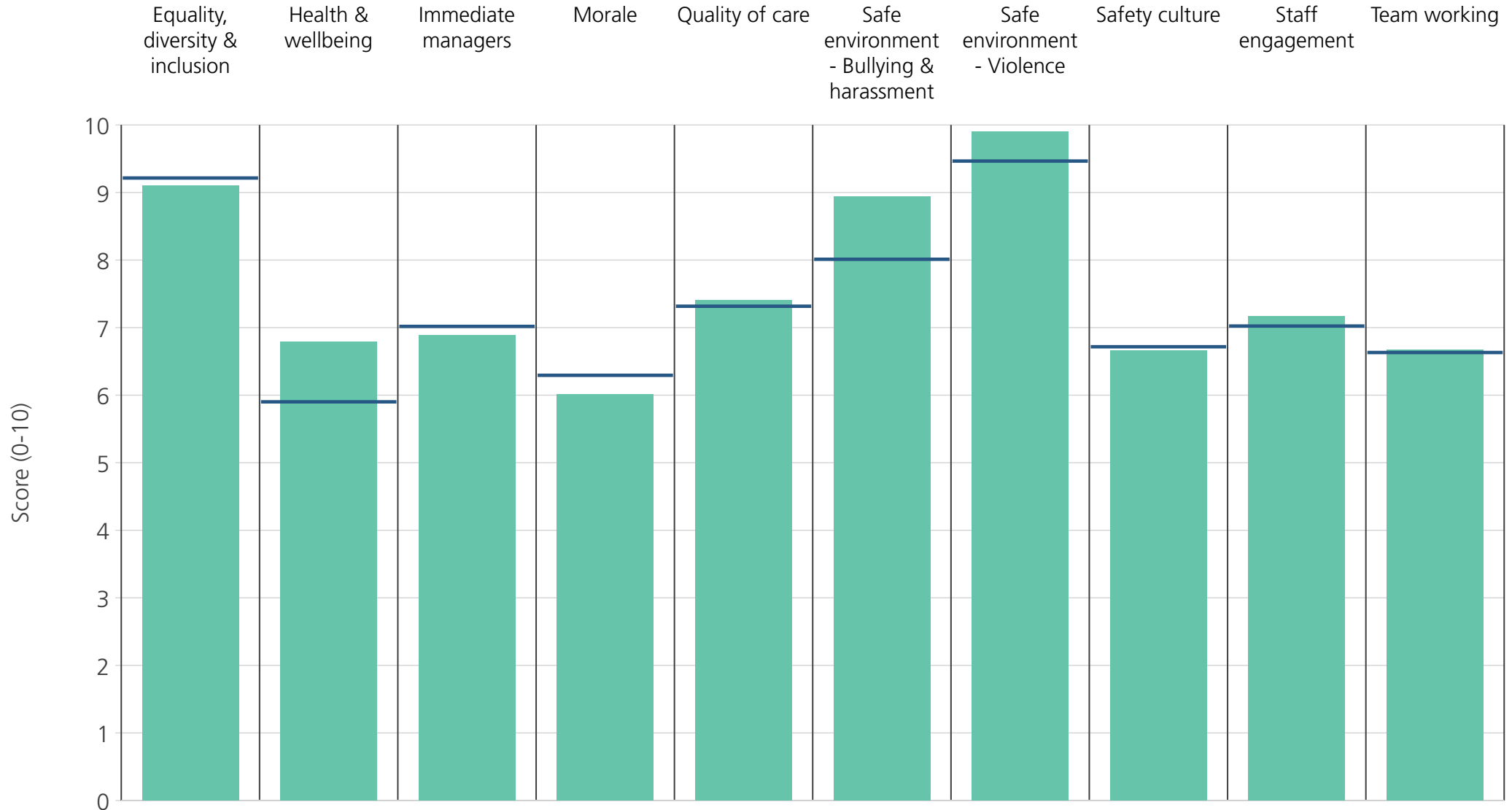
<b>Directorate</b>										
<b>Your org</b>	9.2	5.9	7.0	6.3	7.3	8.0	9.5	6.7	7.0	6.6
<b>Responses</b>	8	8	8	8	1	8	8	8	8	8



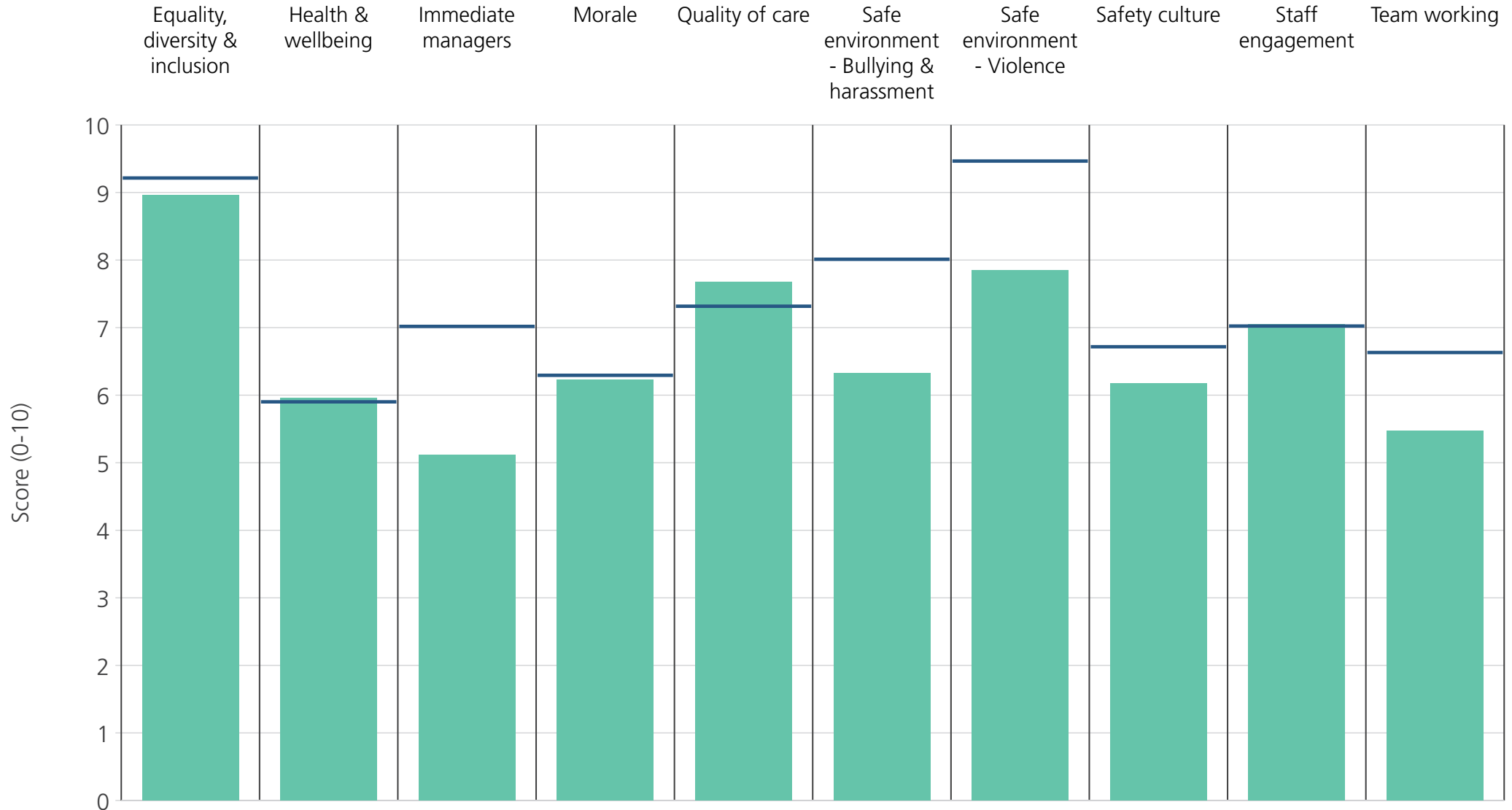
<b>Directorate</b>	9.1	5.9	7.1	6.5	7.5	8.4	9.6	6.8	7.3	6.7
<b>Your org</b>	9.2	5.9	7.0	6.3	7.3	8.0	9.5	6.7	7.0	6.6
<b>Responses</b>	55	55	55	54	36	55	54	54	55	53



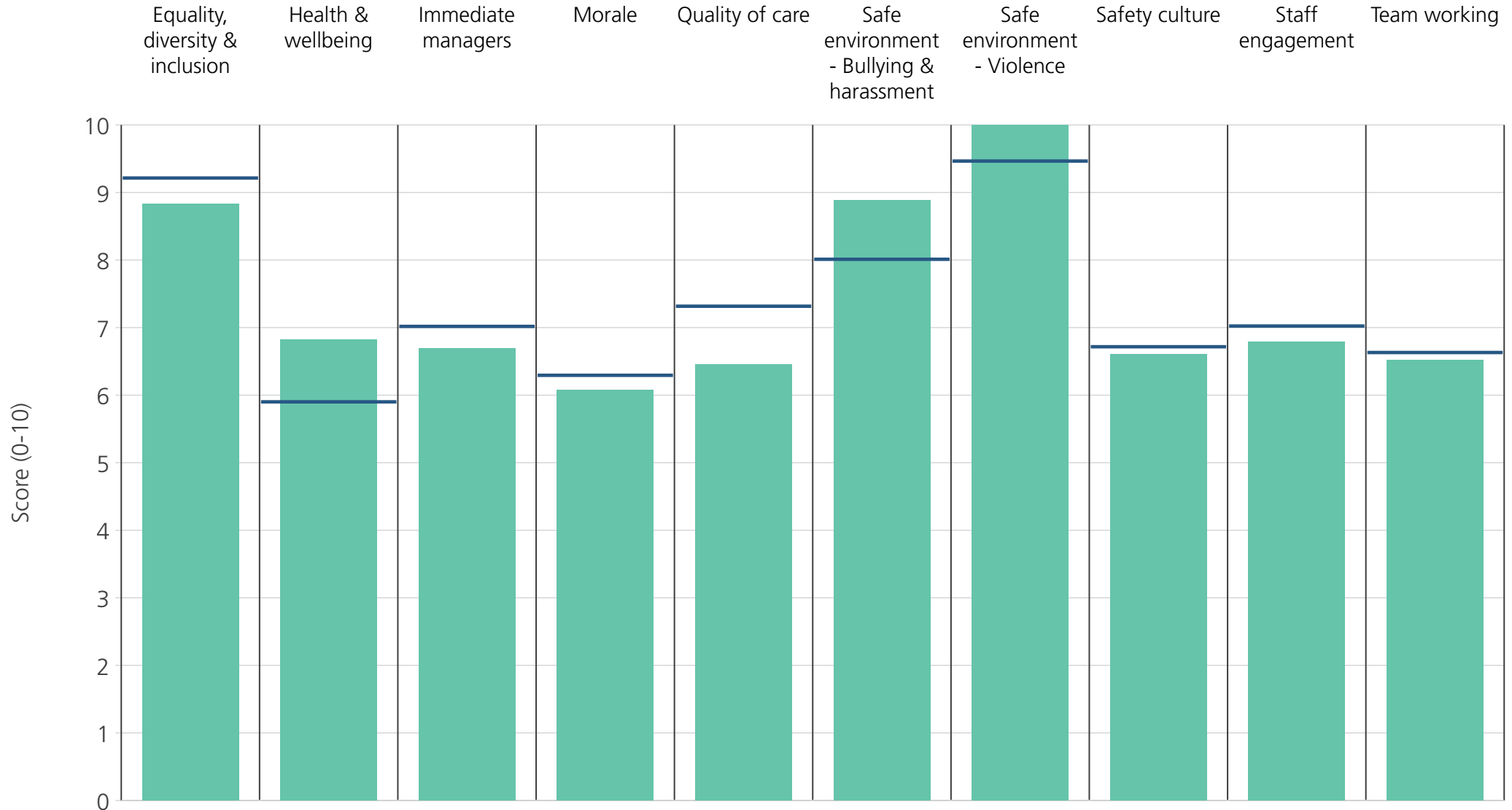
<b>Directorate</b>	9.4	5.6	6.7	5.9	7.1	7.9	9.5	6.9	6.9	6.1
<b>Your org</b>	9.2	5.9	7.0	6.3	7.3	8.0	9.5	6.7	7.0	6.6
<b>Responses</b>	206	205	204	206	196	206	206	206	206	204



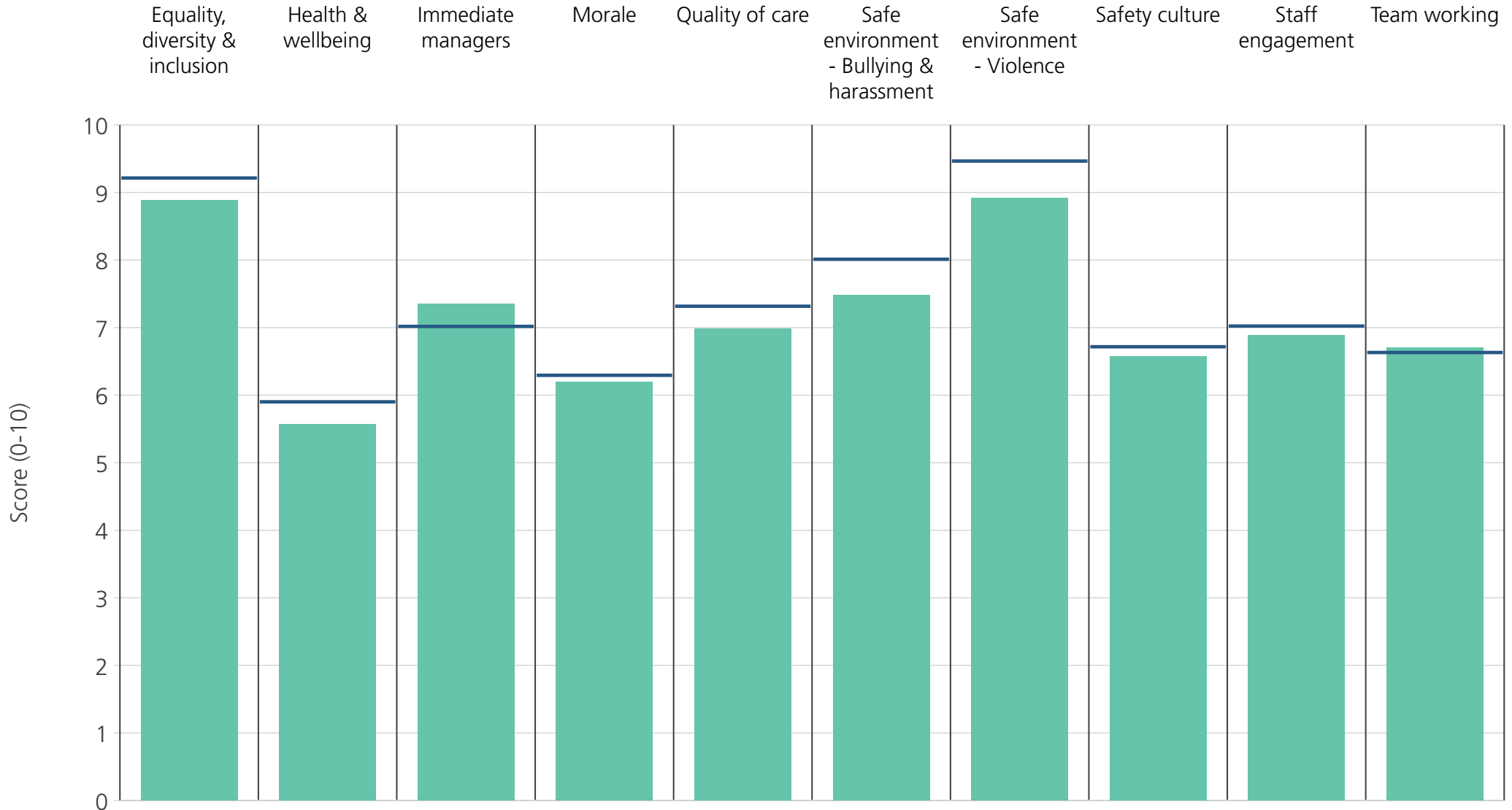
<b>Directorate</b>	9.1	6.8	6.9	6.0	7.4	8.9	9.9	6.7	7.2	6.7
<b>Your org</b>	9.2	5.9	7.0	6.3	7.3	8.0	9.5	6.7	7.0	6.6
<b>Responses</b>	68	69	69	69	22	69	69	68	69	68



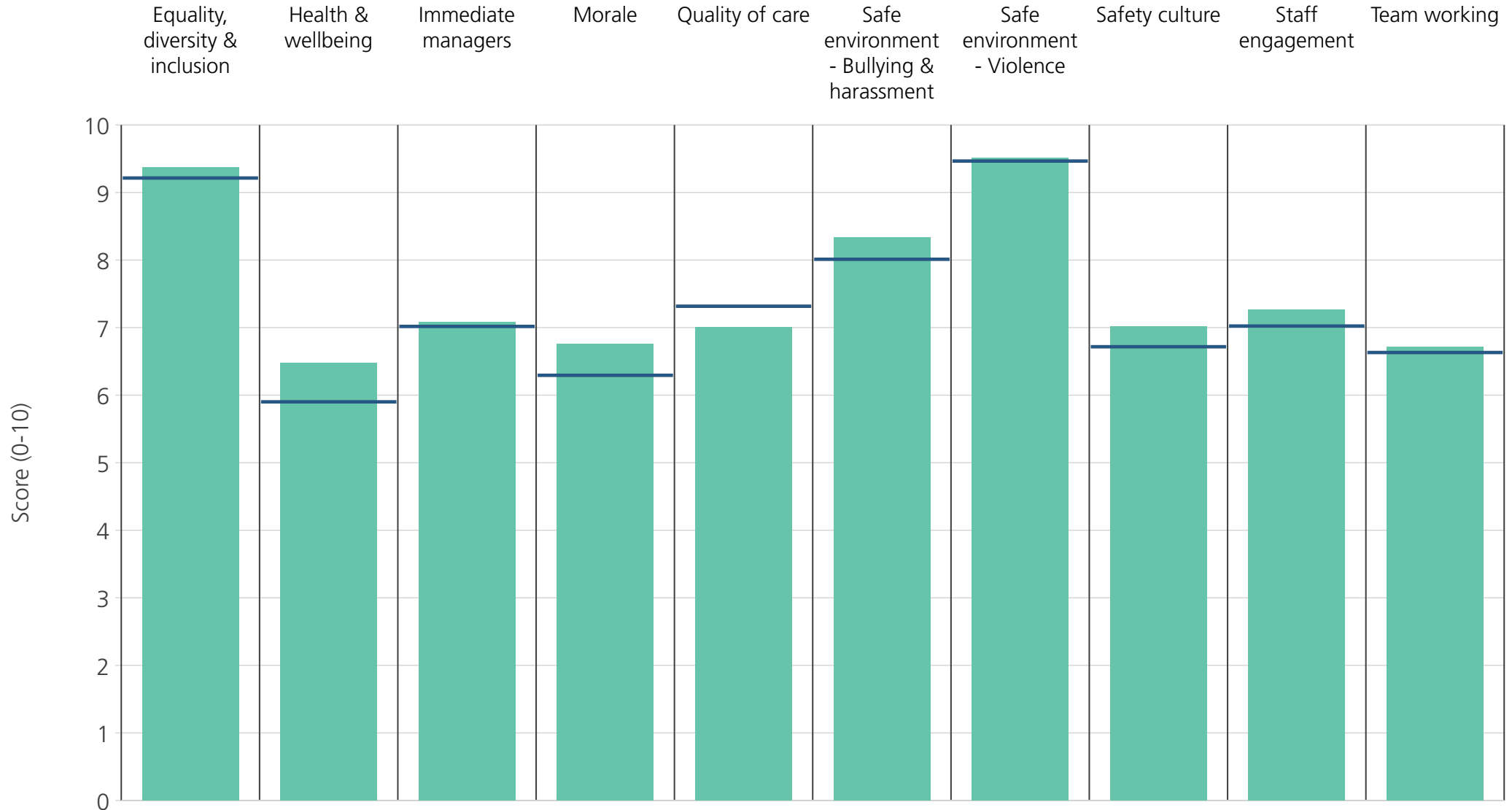
<b>Directorate</b>	9.0	6.0	5.1	6.2	7.7	6.3	7.8	6.2	7.0	5.5
<b>Your org</b>	9.2	5.9	7.0	6.3	7.3	8.0	9.5	6.7	7.0	6.6
<b>Responses</b>	24	24	24	24	24	24	24	24	24	24



<b>Directorate</b>	8.8	6.8	6.7	6.1	6.5	8.9	10.0	6.6	6.8	6.5
<b>Your org</b>	9.2	5.9	7.0	6.3	7.3	8.0	9.5	6.7	7.0	6.6
<b>Responses</b>	42	42	42	42	12	42	42	42	42	42

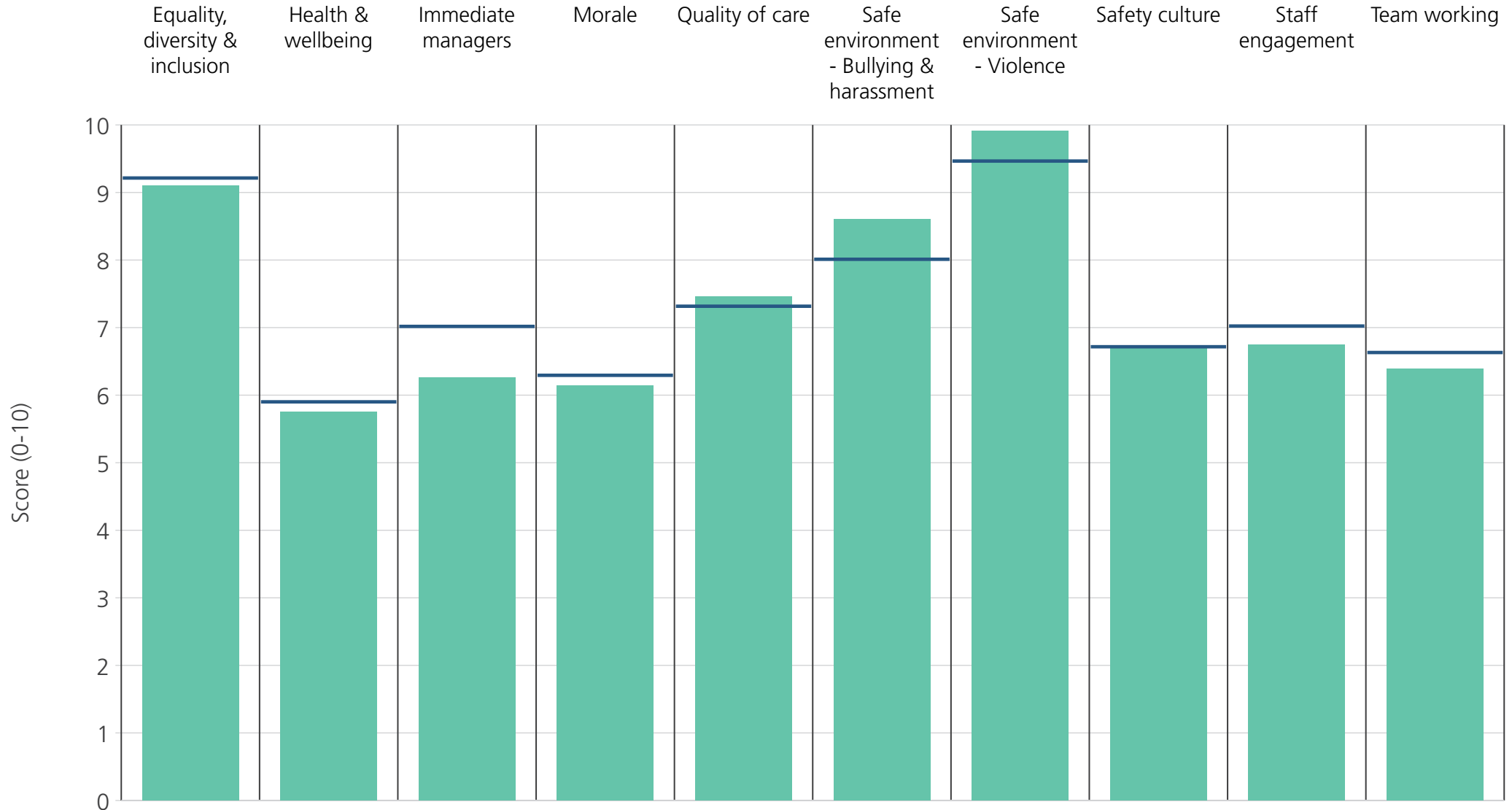


<b>Directorate</b>	8.9	5.6	7.3	6.2	7.0	7.5	8.9	6.6	6.9	6.7
<b>Your org</b>	9.2	5.9	7.0	6.3	7.3	8.0	9.5	6.7	7.0	6.6
<b>Responses</b>	313	313	312	312	294	309	312	313	313	307

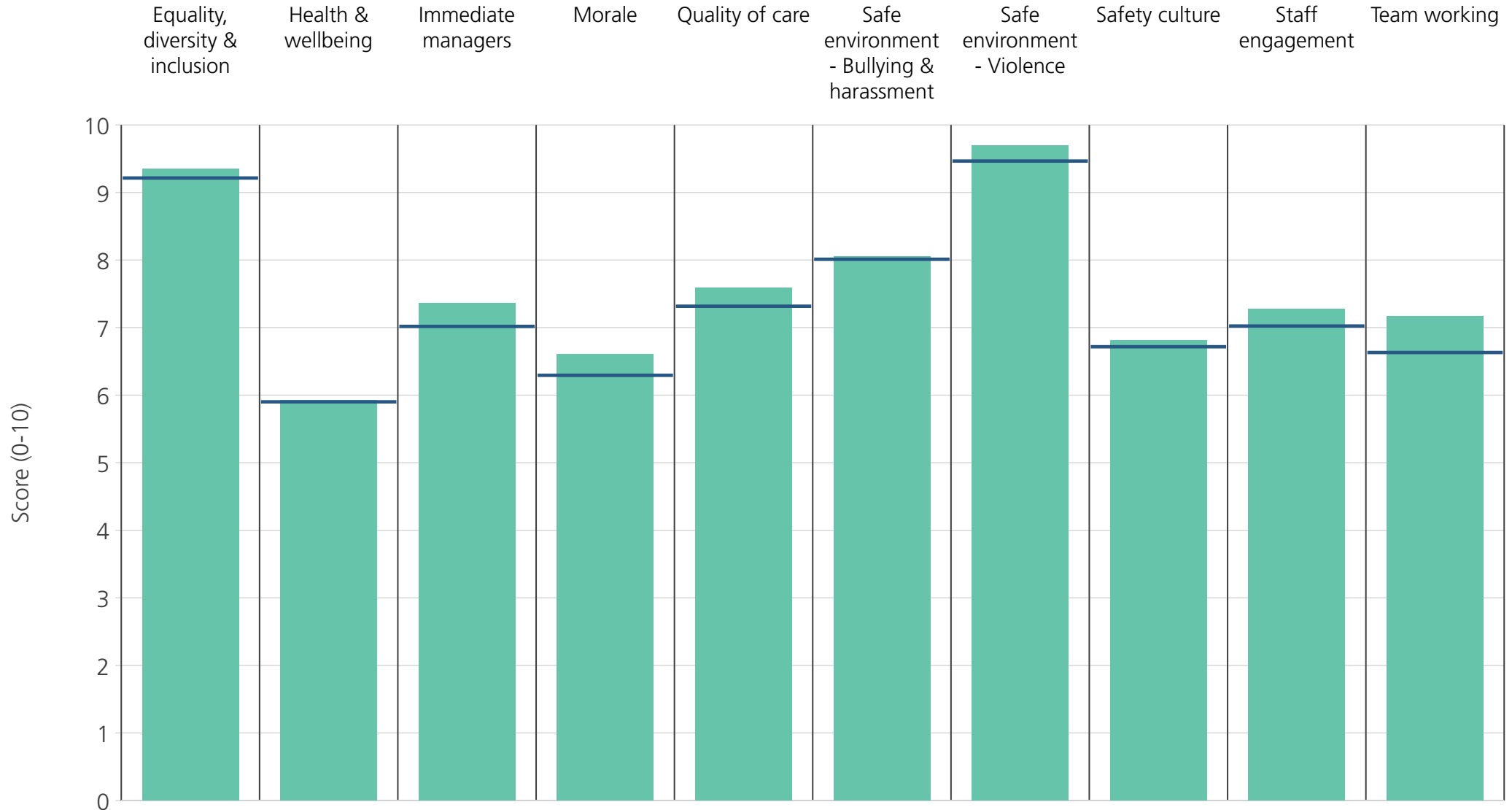


<b>Directorate</b>	9.4	6.5	7.1	6.8	7.0	8.3	9.5	7.0	7.3	6.7
<b>Your org</b>	9.2	5.9	7.0	6.3	7.3	8.0	9.5	6.7	7.0	6.6
<b>Responses</b>	48	48	48	48	45	48	48	48	48	48





<b>Directorate</b>	9.1	5.7	6.3	6.1	7.5	8.6	9.9	6.7	6.7	6.4
<b>Your org</b>	9.2	5.9	7.0	6.3	7.3	8.0	9.5	6.7	7.0	6.6
<b>Responses</b>	79	79	79	79	77	79	79	79	79	79



<b>Directorate</b>	9.3	5.9	7.4	6.6	7.6	8.1	9.7	6.8	7.3	7.2
<b>Your org</b>	9.2	5.9	7.0	6.3	7.3	8.0	9.5	6.7	7.0	6.6
<b>Responses</b>	275	276	275	275	255	274	275	276	276	271