

# The Robert Jones and Agnes Hunt Orthopaedic Hospital NHS Foundation Trust

2020 NHS Staff Survey

**Directorate Report**

**Contents**

Introduction . . . . .	3
Themes – Directorates 1 . . . . .	4
Add Prof Scientific and Technic . . . . .	5
Additional Clinical Services . . . . .	6
Administrative and Clerical . . . . .	7
Allied Health Professionals . . . . .	8
Estates and Ancillary . . . . .	9
Medical and Dental . . . . .	10
Nursing and Midwifery Registered . . . . .	11
Themes – Directorates 2 . . . . .	12
Assurance and Standards Team . . . . .	13
Clinical Services Unit . . . . .	14
MSK Delivery Unit . . . . .	15
Specialist Delivery Unit . . . . .	16
Support Services Unit . . . . .	17

This directorate report for The Robert Jones and Agnes Hunt Orthopaedic Hospital NHS Foundation Trust contains results by directorate for themes from the 2020 NHS Staff Survey. These results are compared to the unweighted average for your organisation.

**Please note:** It is possible that there are differences between the 'Your org' scores reported in this directorate report and those in the benchmark report. This is because the results in the benchmark report are weighted to allow for fair comparisons between organisations of a similar type. However, in this report comparisons are made within your organisation so the unweighted organisation result is a more appropriate point of comparison.

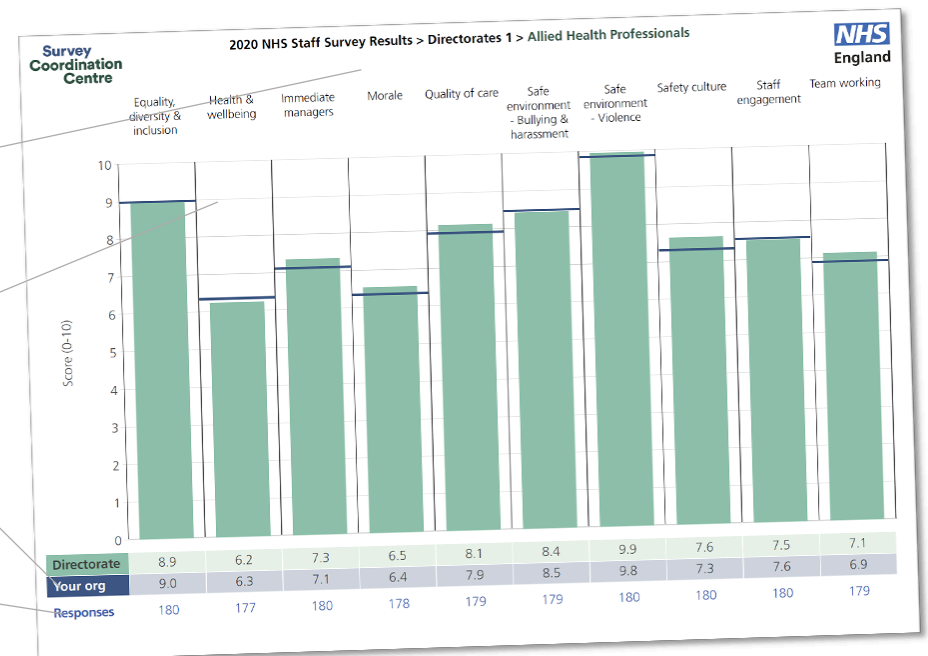
The directorate breakdowns used in this report were provided and defined by The Robert Jones and Agnes Hunt Orthopaedic Hospital NHS Foundation Trust. Details of how the theme scores were calculated are included in the Technical Document, available to download from our [results website](#).

## Key features

Breakdown type and **directorate name** are specified in the header. Black text in the header is hyperlinked: clicking on '2020 NHS Staff Survey Results' navigates back to the contents page.

Directorate results are presented in the context of the (unweighted) **organisation average ('Your org')**, so it is easy to tell if a directorate is performing better or worse than the organisation average. For all themes, a higher score is a better result than a lower score.

The **number of responses** feeding into each theme score **for the given directorate** is specified below the table containing the directorate and trust scores.

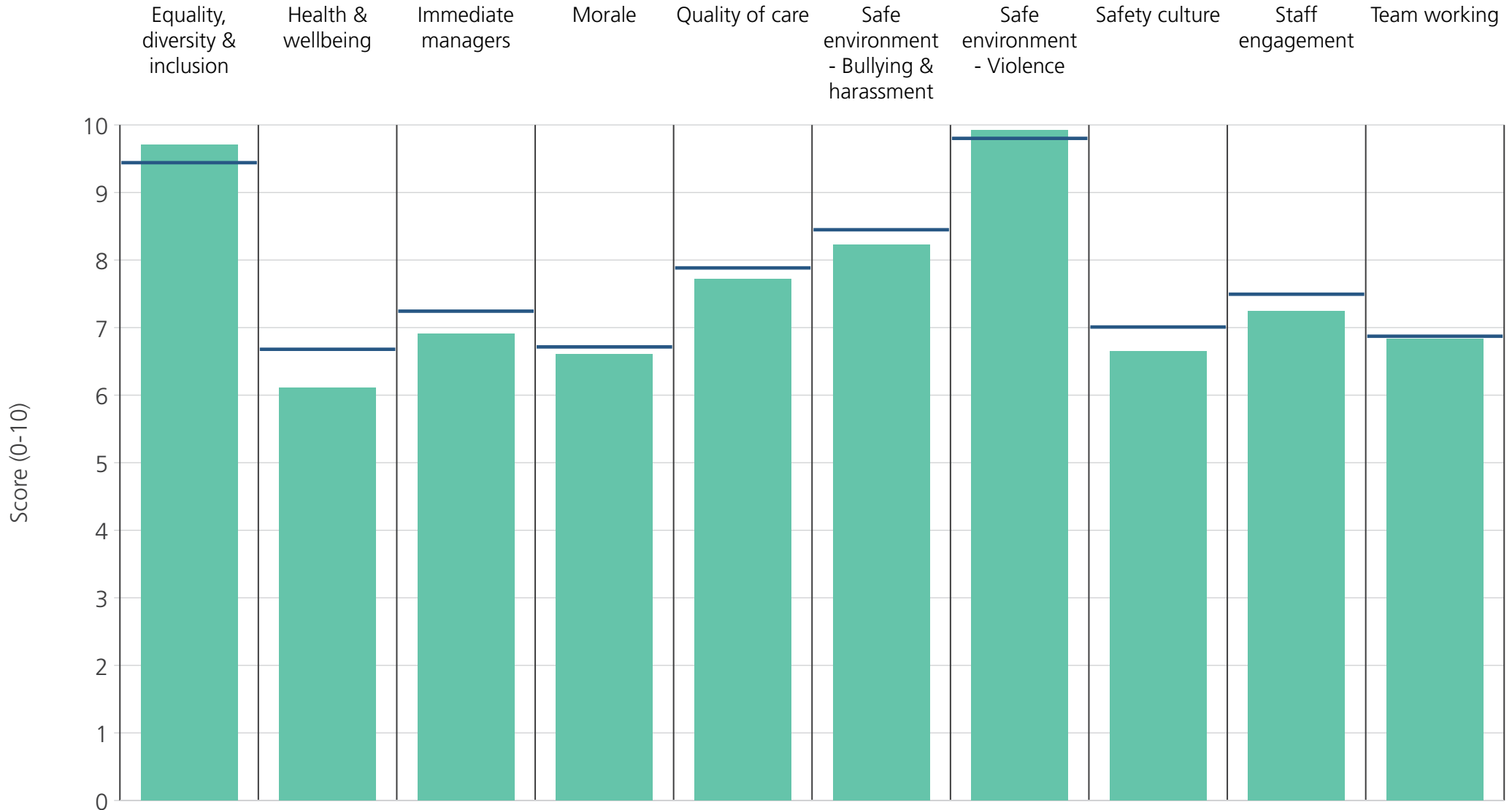


**! Note:** when there are less than 11 responses in a group, results are suppressed to protect staff confidentiality

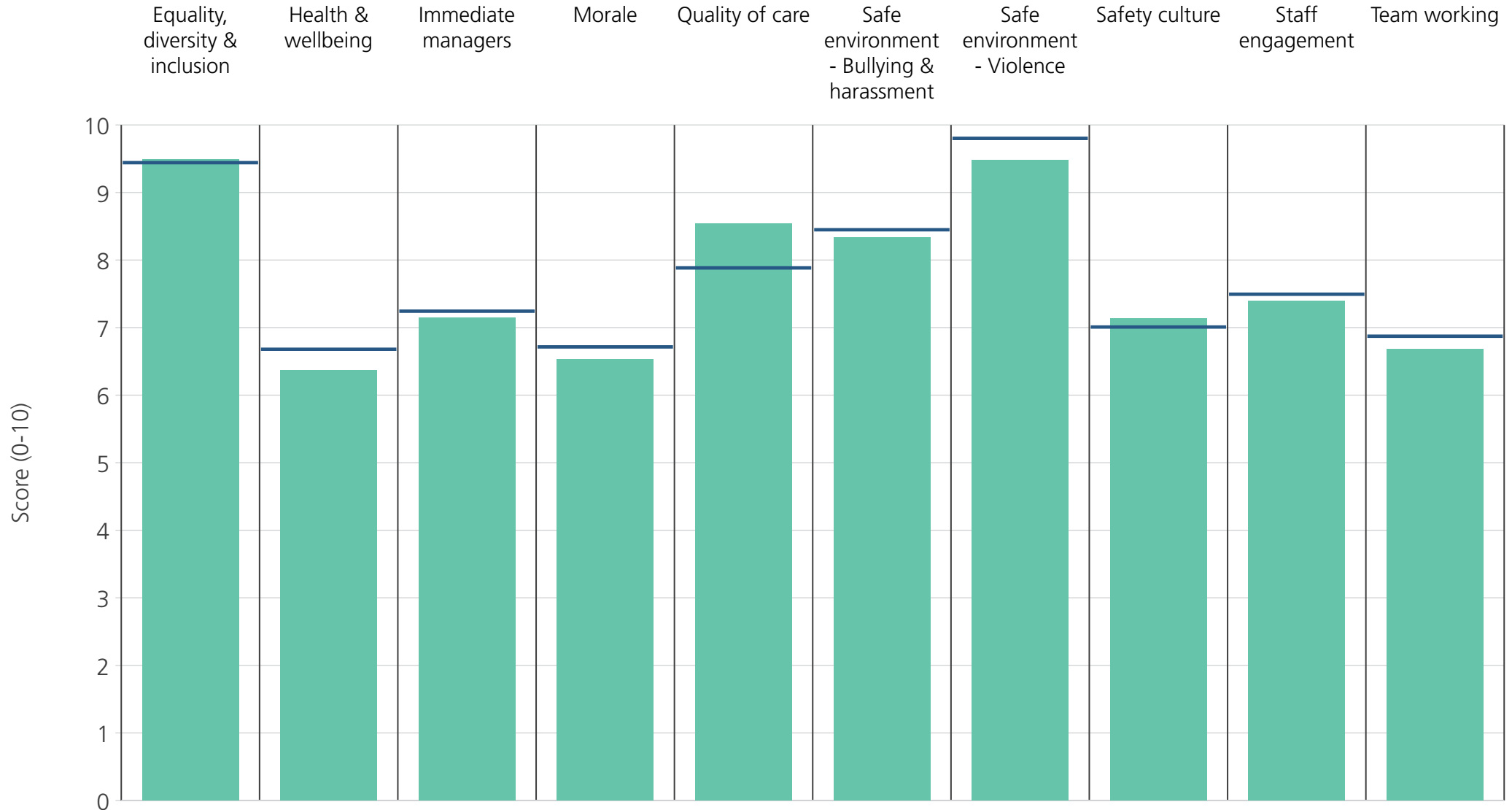
# Directorates 1

The Robert Jones and Agnes Hunt Orthopaedic Hospital NHS Foundation  
Trust

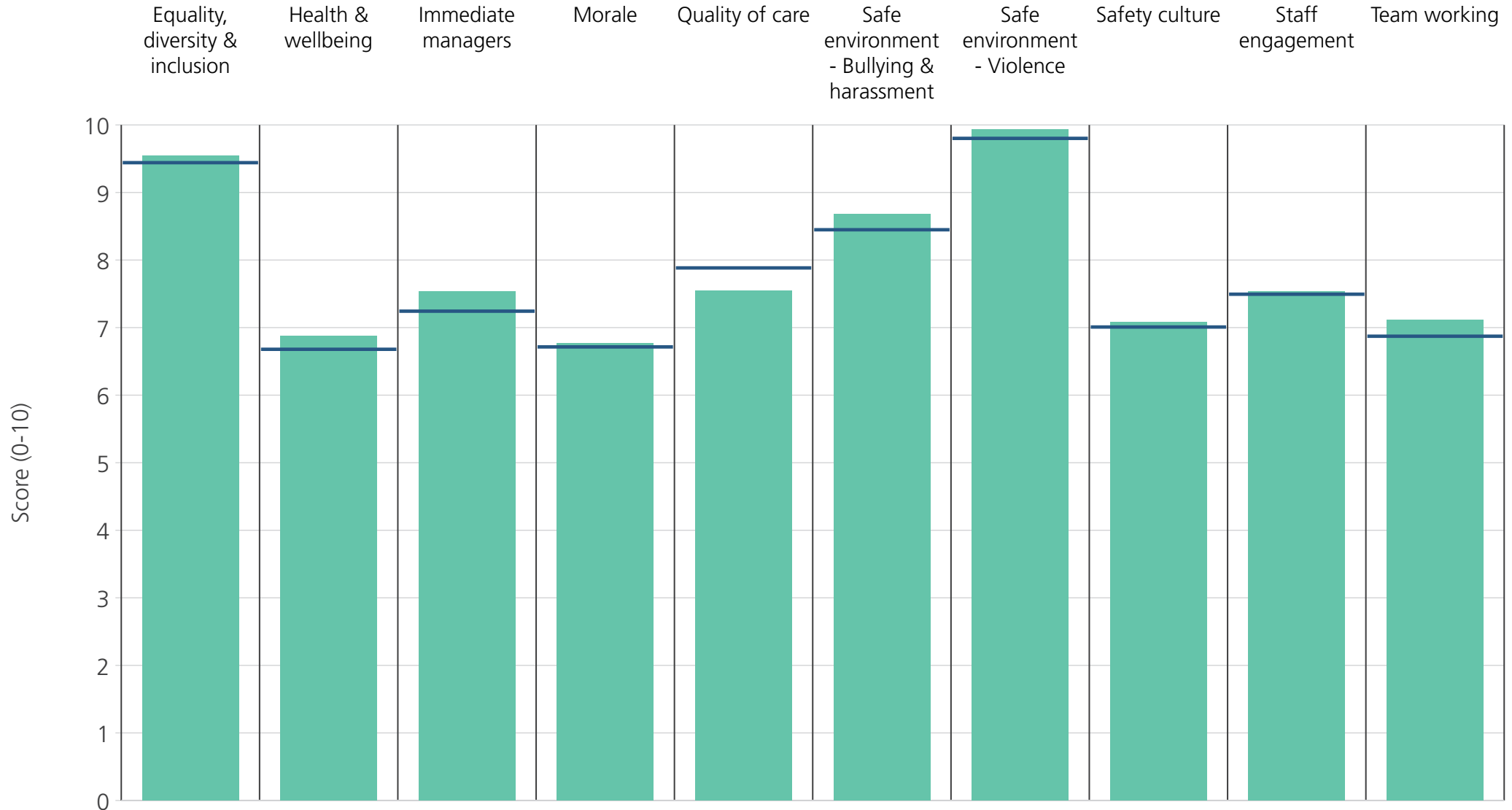
2020 NHS Staff Survey Results



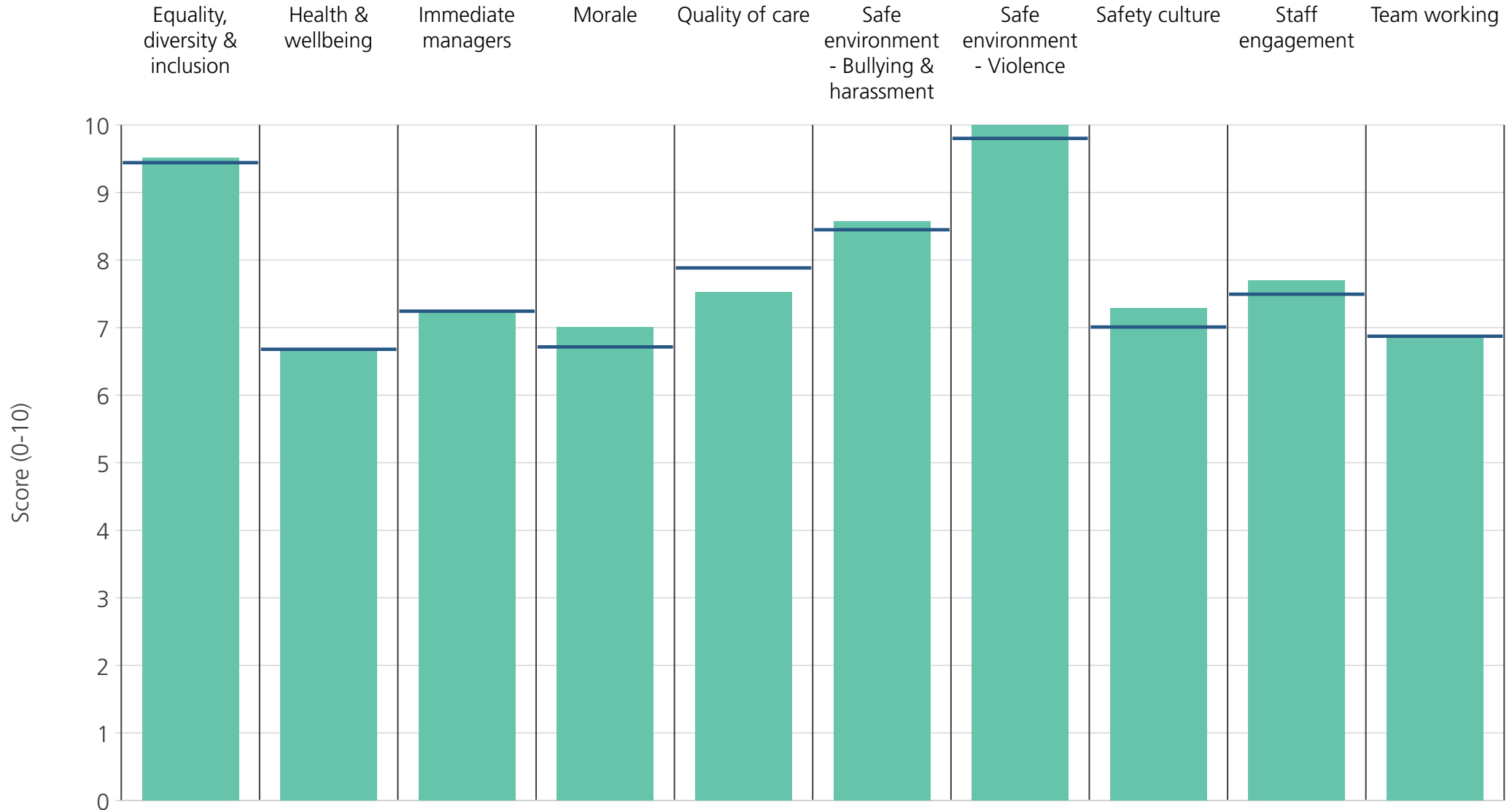
<b>Directorate</b>	9.7	6.1	6.9	6.6	7.7	8.2	9.9	6.6	7.2	6.8
<b>Your org</b>	9.4	6.7	7.2	6.7	7.9	8.4	9.8	7.0	7.5	6.9
<b>Responses</b>	45	45	45	45	44	45	45	45	45	45



<b>Directorate</b>	9.5	6.4	7.1	6.5	8.5	8.3	9.5	7.1	7.4	6.7
<b>Your org</b>	9.4	6.7	7.2	6.7	7.9	8.4	9.8	7.0	7.5	6.9
<b>Responses</b>	118	120	121	119	118	120	121	121	121	118

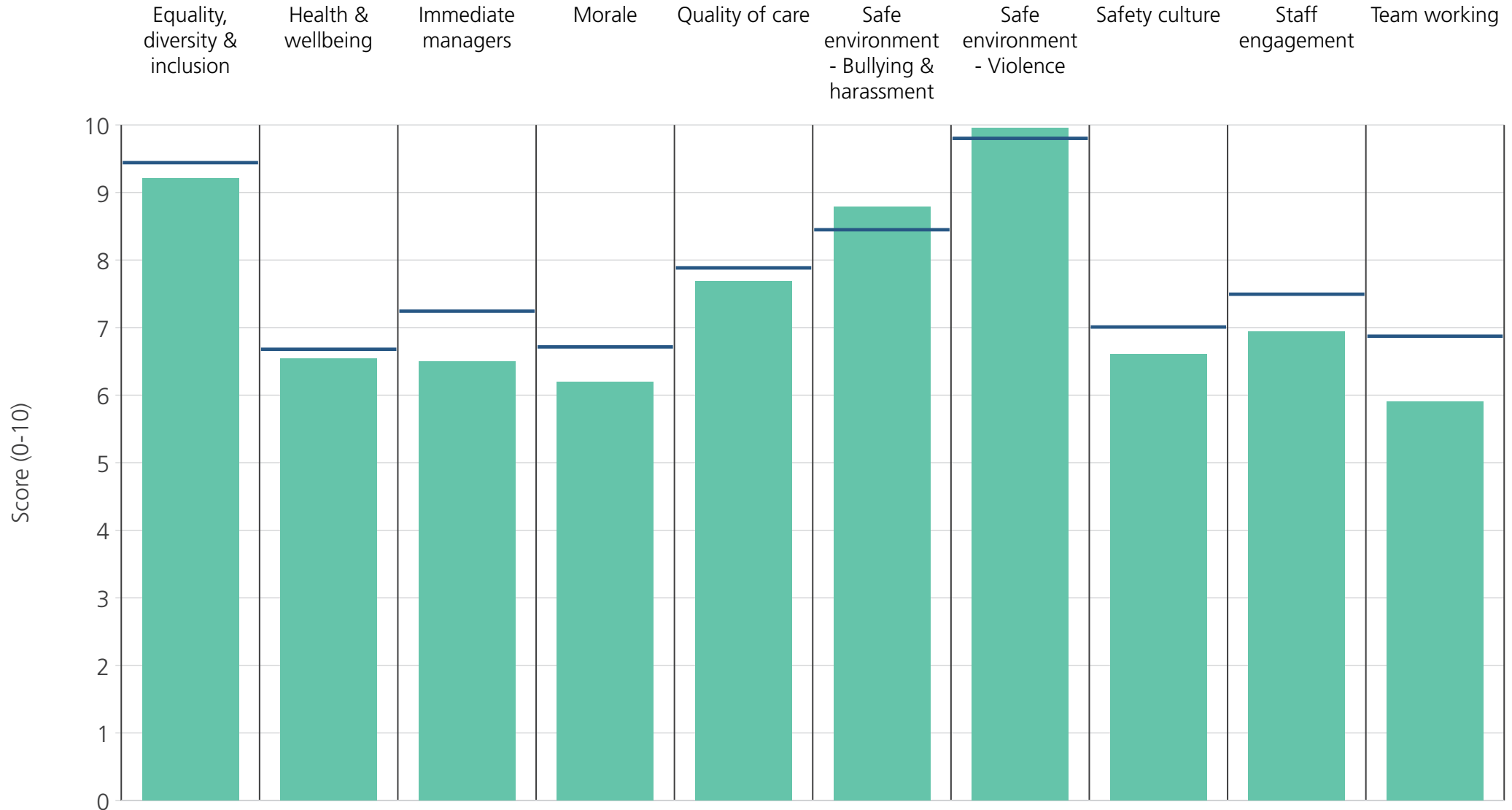


<b>Directorate</b>	9.5	6.9	7.5	6.8	7.5	8.7	9.9	7.1	7.5	7.1
<b>Your org</b>	9.4	6.7	7.2	6.7	7.9	8.4	9.8	7.0	7.5	6.9
<b>Responses</b>	316	315	316	315	210	317	316	314	316	311

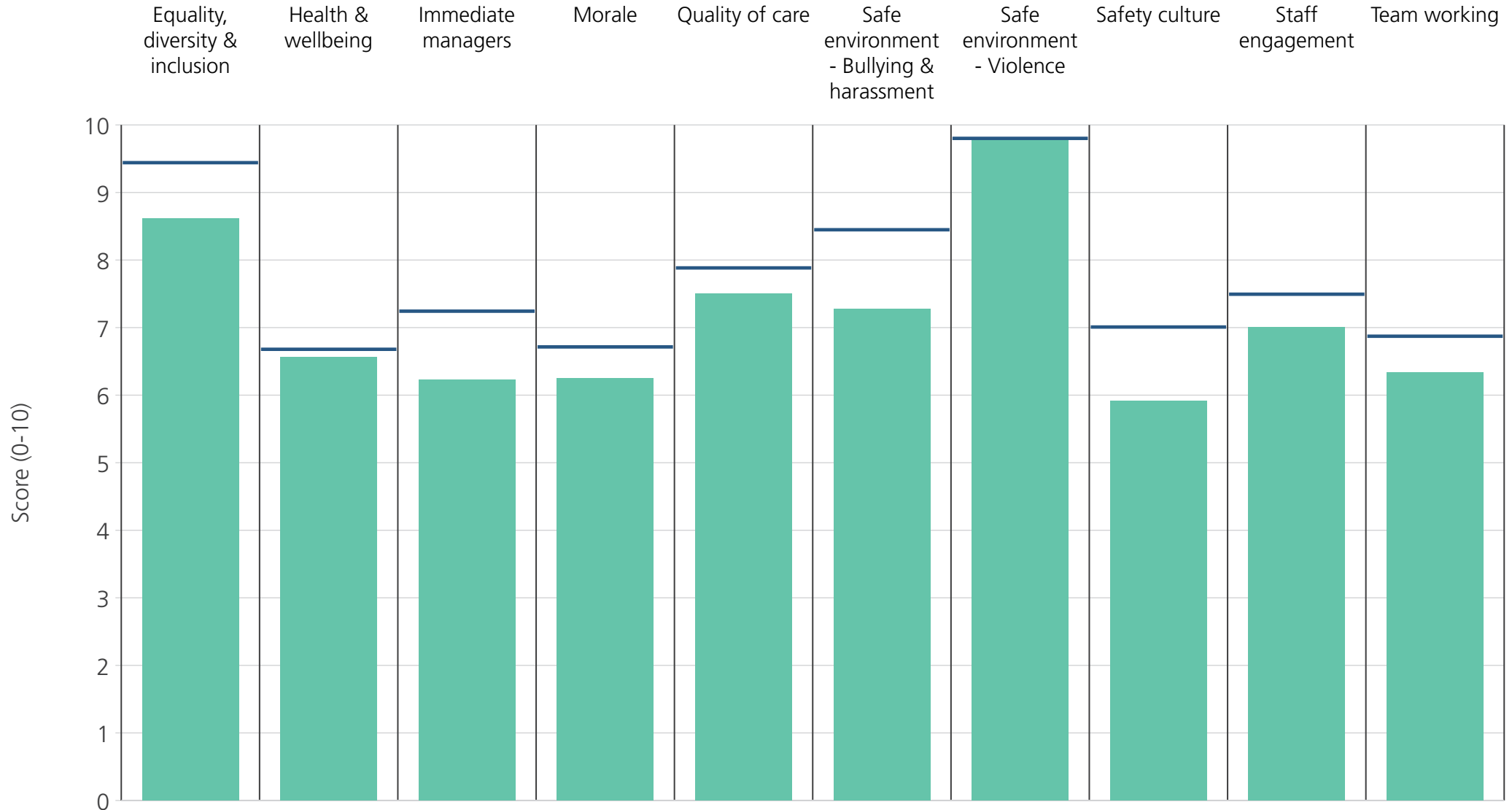


<b>Directorate</b>	9.5	6.7	7.2	7.0	7.5	8.6	10.0	7.3	7.7	6.9
<b>Your org</b>	9.4	6.7	7.2	6.7	7.9	8.4	9.8	7.0	7.5	6.9
<b>Responses</b>	100	100	100	100	100	100	98	99	100	98

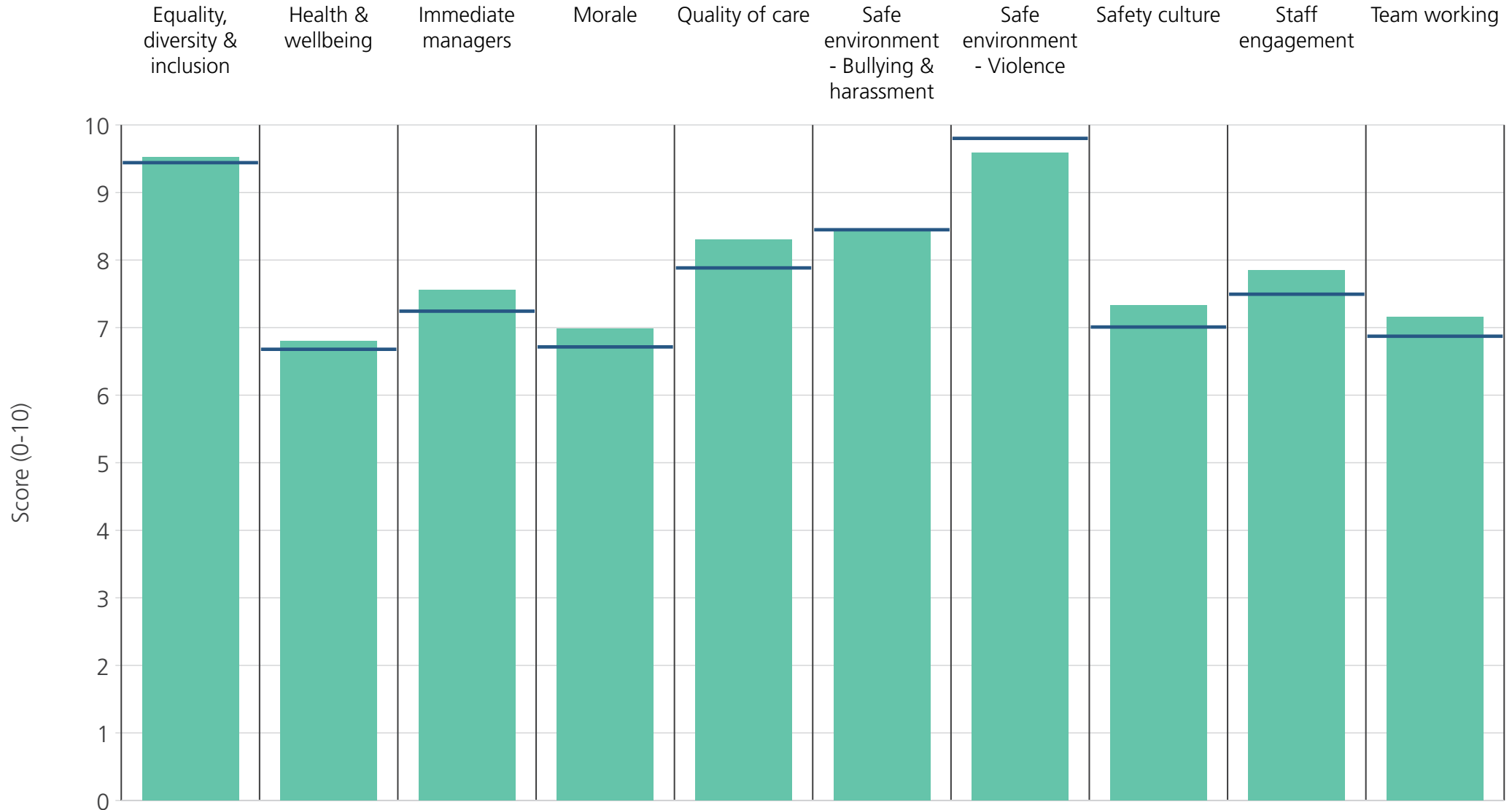




Directorate	9.2	6.5	6.5	6.2	7.7	8.8	9.9	6.6	6.9	5.9
Your org	9.4	6.7	7.2	6.7	7.9	8.4	9.8	7.0	7.5	6.9
Responses	65	66	66	66	46	66	66	66	65	65



<b>Directorate</b>	8.6	6.6	6.2	6.3	7.5	7.3	9.8	5.9	7.0	6.3
<b>Your org</b>	9.4	6.7	7.2	6.7	7.9	8.4	9.8	7.0	7.5	6.9
<b>Responses</b>	71	71	71	70	71	71	71	71	71	71

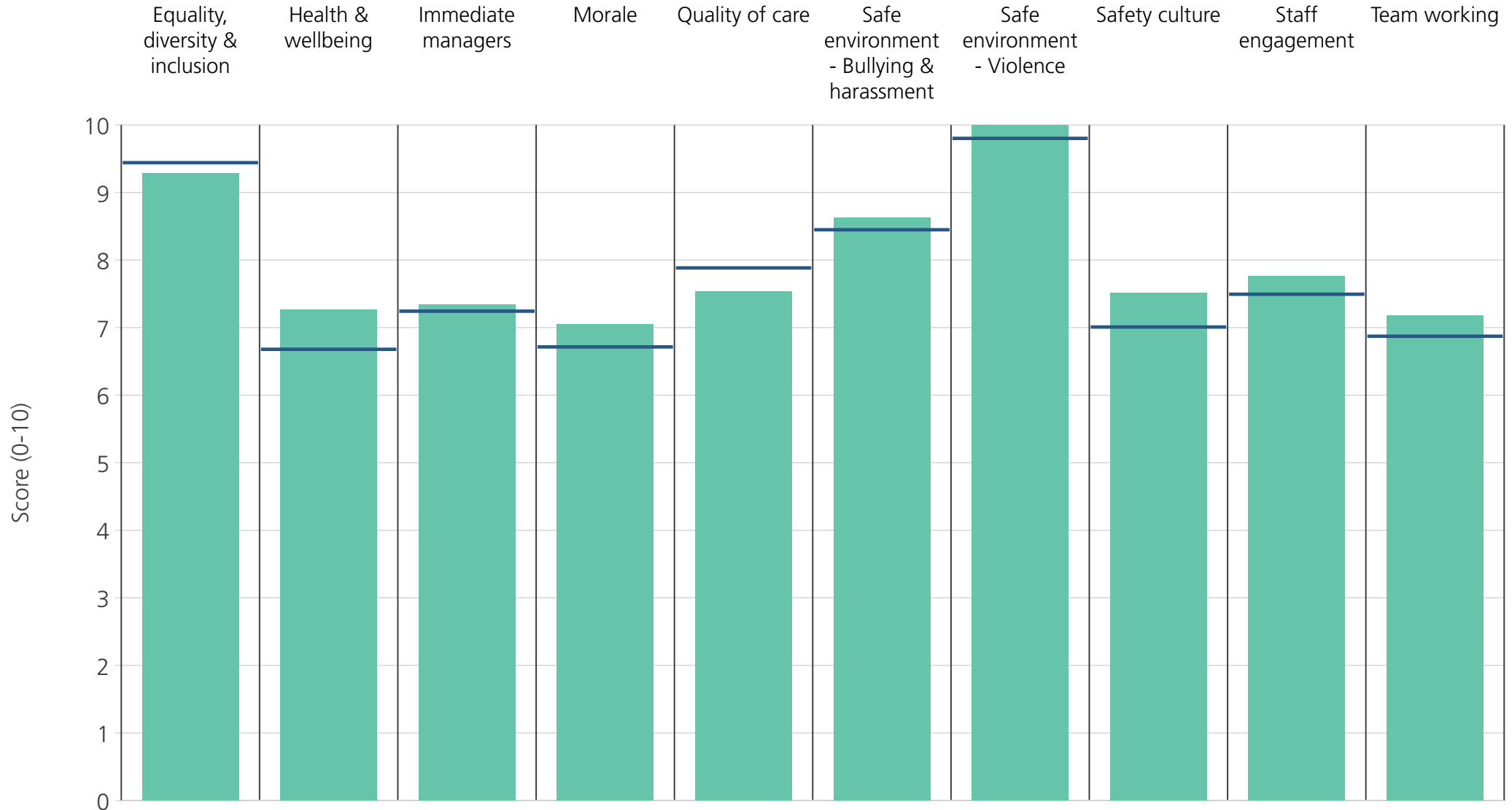


<b>Directorate</b>	9.5	6.8	7.6	7.0	8.3	8.5	9.6	7.3	7.8	7.2
<b>Your org</b>	9.4	6.7	7.2	6.7	7.9	8.4	9.8	7.0	7.5	6.9
<b>Responses</b>	177	178	179	179	178	179	179	179	179	178

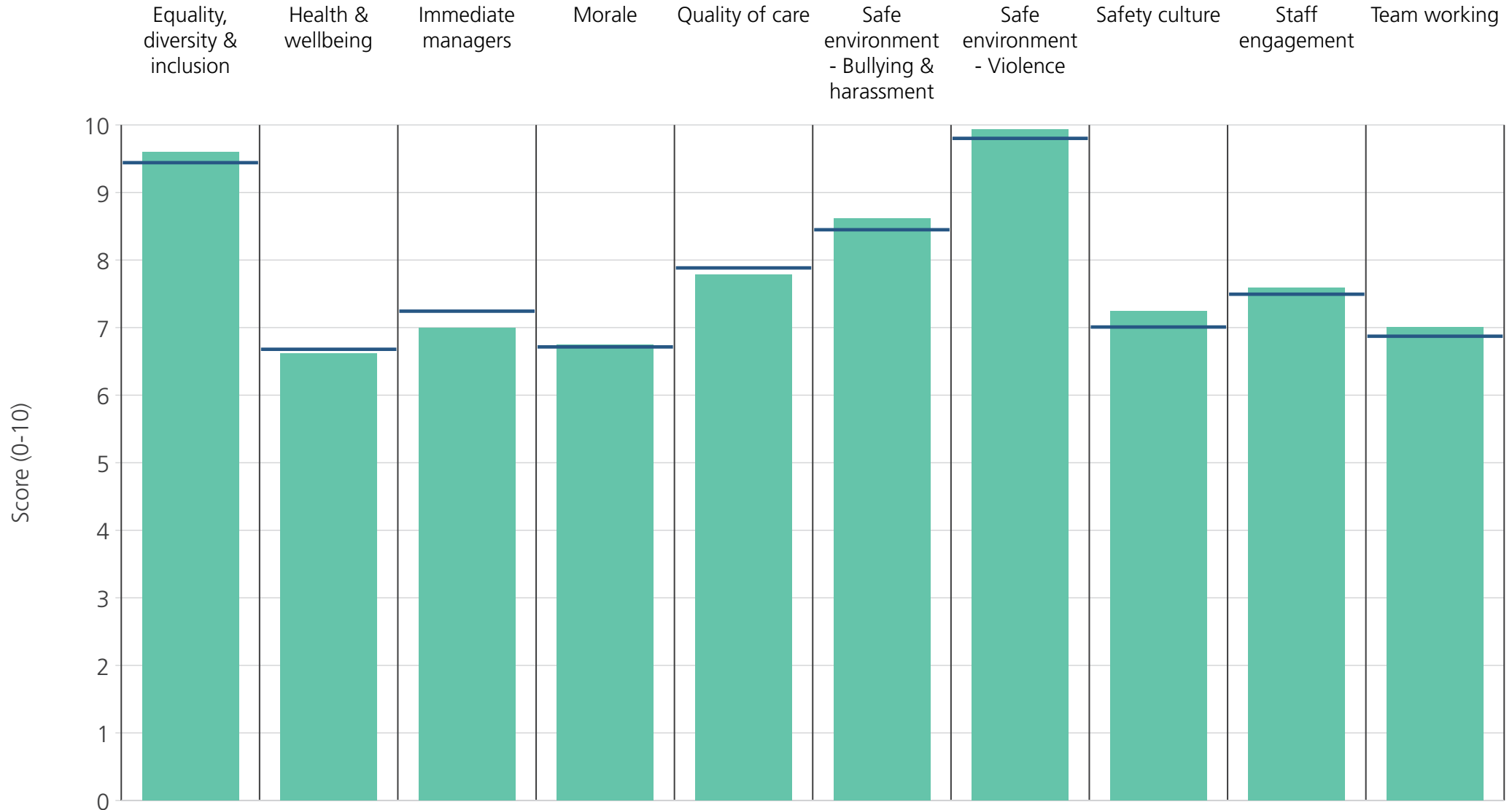
# Directorates 2

The Robert Jones and Agnes Hunt Orthopaedic Hospital NHS Foundation  
Trust

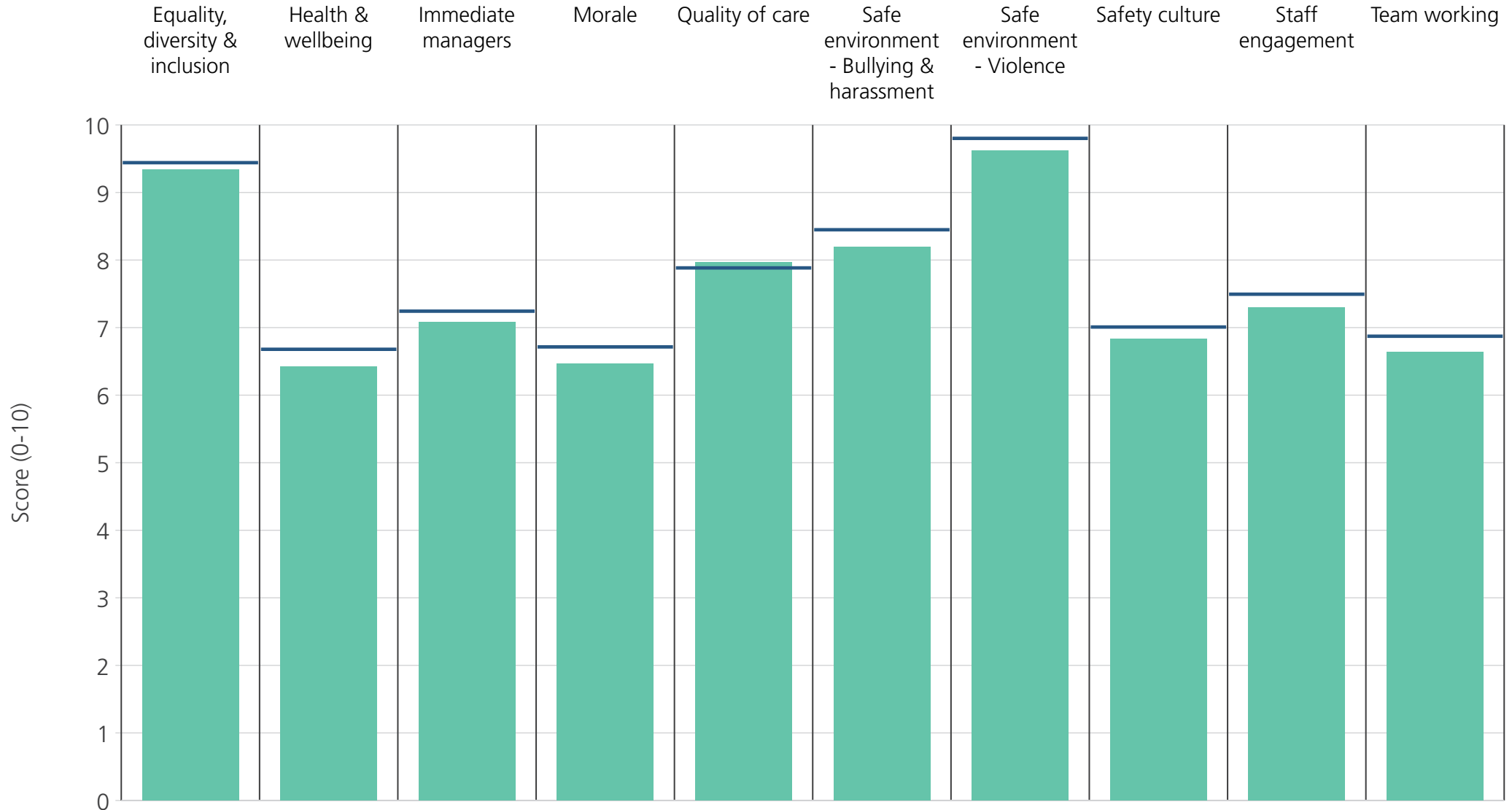
2020 NHS Staff Survey Results



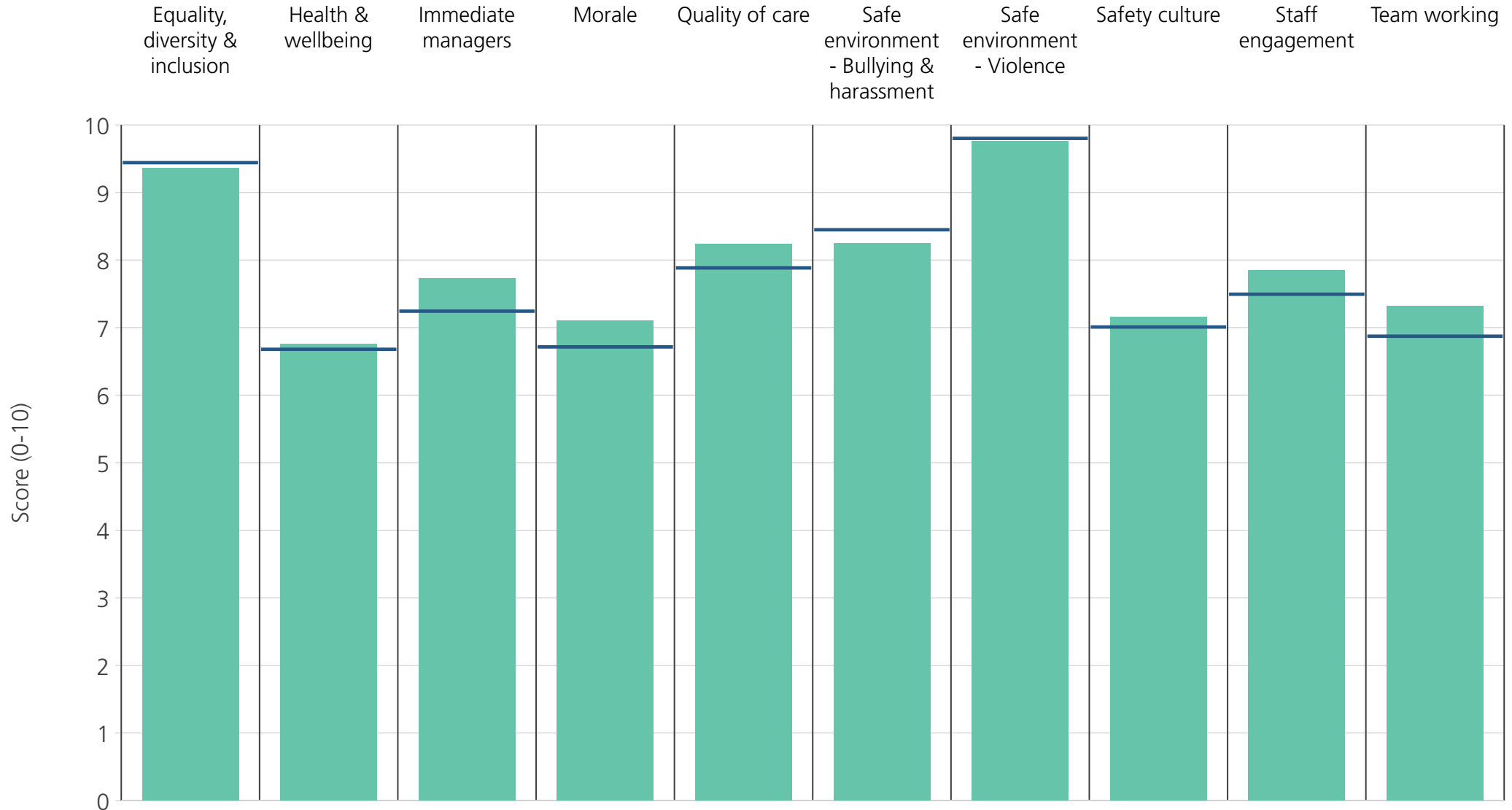
<b>Directorate</b>	9.3	7.3	7.3	7.0	7.5	8.6	10.0	7.5	7.8	7.2
<b>Your org</b>	9.4	6.7	7.2	6.7	7.9	8.4	9.8	7.0	7.5	6.9
<b>Responses</b>	51	51	51	51	21	51	51	51	51	51



<b>Directorate</b>	9.6	6.6	7.0	6.7	7.8	8.6	9.9	7.2	7.6	7.0
<b>Your org</b>	9.4	6.7	7.2	6.7	7.9	8.4	9.8	7.0	7.5	6.9
<b>Responses</b>	199	199	199	199	185	199	197	198	199	195

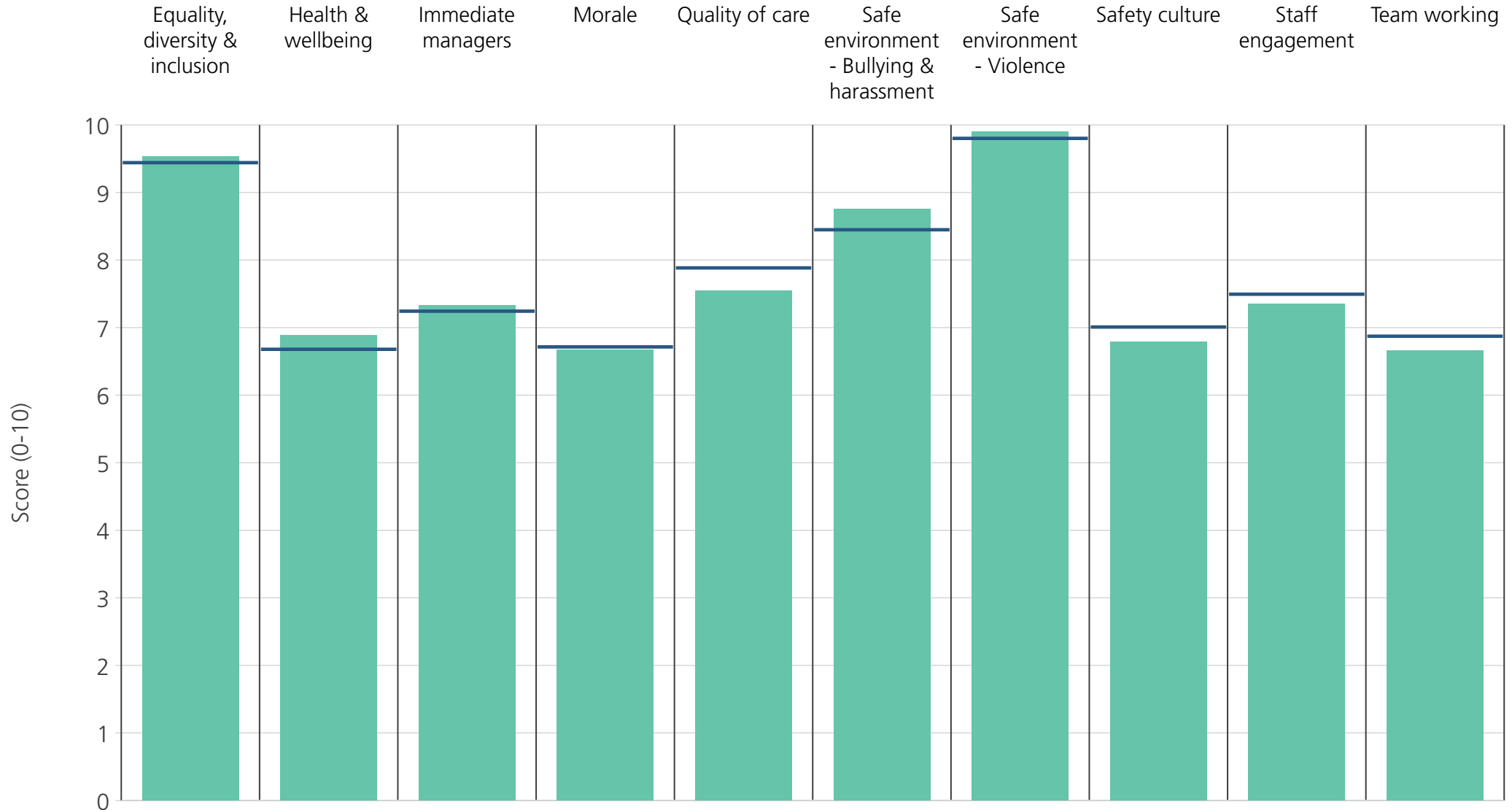


<b>Directorate</b>	9.3	6.4	7.1	6.5	8.0	8.2	9.6	6.8	7.3	6.6
<b>Your org</b>	9.4	6.7	7.2	6.7	7.9	8.4	9.8	7.0	7.5	6.9
<b>Responses</b>	285	289	290	287	275	289	290	290	290	287



<b>Directorate</b>	9.4	6.8	7.7	7.1	8.2	8.2	9.8	7.2	7.8	7.3
<b>Your org</b>	9.4	6.7	7.2	6.7	7.9	8.4	9.8	7.0	7.5	6.9
<b>Responses</b>	150	149	150	150	142	150	149	149	150	149





<b>Directorate</b>	9.5	6.9	7.3	6.7	7.5	8.8	9.9	6.8	7.4	6.7
<b>Your org</b>	9.4	6.7	7.2	6.7	7.9	8.4	9.8	7.0	7.5	6.9
<b>Responses</b>	207	207	208	207	144	209	209	207	207	204