

# Kettering General Hospital NHS Foundation Trust

2020 NHS Staff Survey

**Directorate Report**

**Contents**

Introduction . . . . .	3
Themes – Directorates 1 . . . . .	4
Add Prof Scientific And Technic . . . . .	5
Additional Clinical Services . . . . .	6
Administrative And Clerical . . . . .	7
Allied Health Professionals . . . . .	8
Estates And Ancillary . . . . .	9
Healthcare Scientists . . . . .	10
Medical And Dental . . . . .	11
Nursing And Midwifery Registered . . . . .	12
Themes – Directorates 2 . . . . .	13
Core Services Division . . . . .	14
Corporate Division . . . . .	15
Facilities Division . . . . .	16
Family Health Division . . . . .	17
Medicine Division . . . . .	18
Surgery Division . . . . .	19

This directorate report for Kettering General Hospital NHS Foundation Trust contains results by directorate for themes from the 2020 NHS Staff Survey. These results are compared to the unweighted average for your organisation.

**Please note:** It is possible that there are differences between the 'Your org' scores reported in this directorate report and those in the benchmark report. This is because the results in the benchmark report are weighted to allow for fair comparisons between organisations of a similar type. However, in this report comparisons are made within your organisation so the unweighted organisation result is a more appropriate point of comparison.

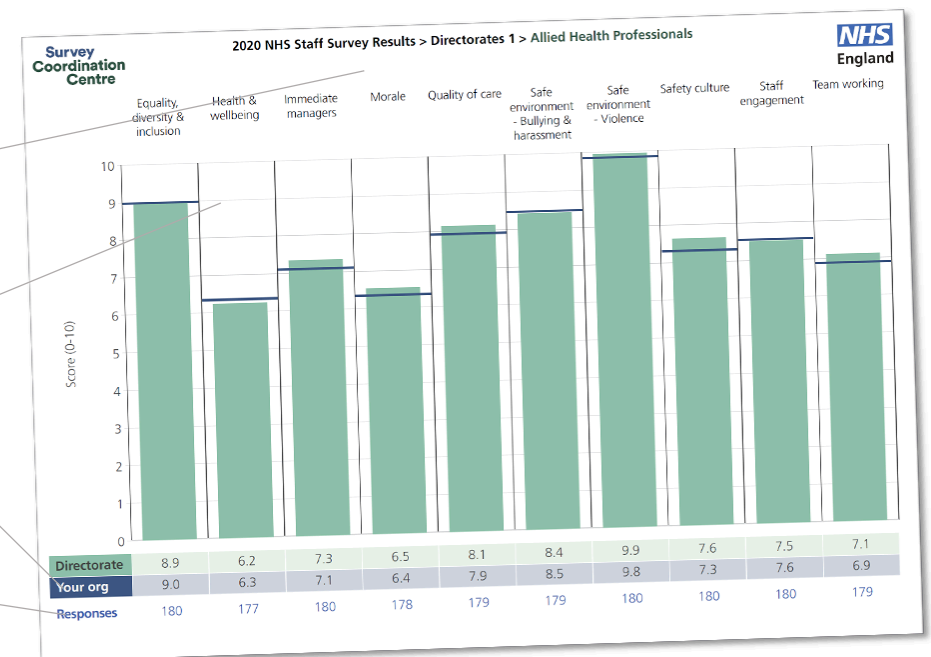
The directorate breakdowns used in this report were provided and defined by Kettering General Hospital NHS Foundation Trust. Details of how the theme scores were calculated are included in the Technical Document, available to download from our [results website](#).

## Key features

Breakdown type and **directorate name** are specified in the header. Black text in the header is hyperlinked: clicking on '2020 NHS Staff Survey Results' navigates back to the contents page.

Directorate results are presented in the context of the (unweighted) **organisation average ('Your org')**, so it is easy to tell if a directorate is performing better or worse than the organisation average. For all themes, a higher score is a better result than a lower score.

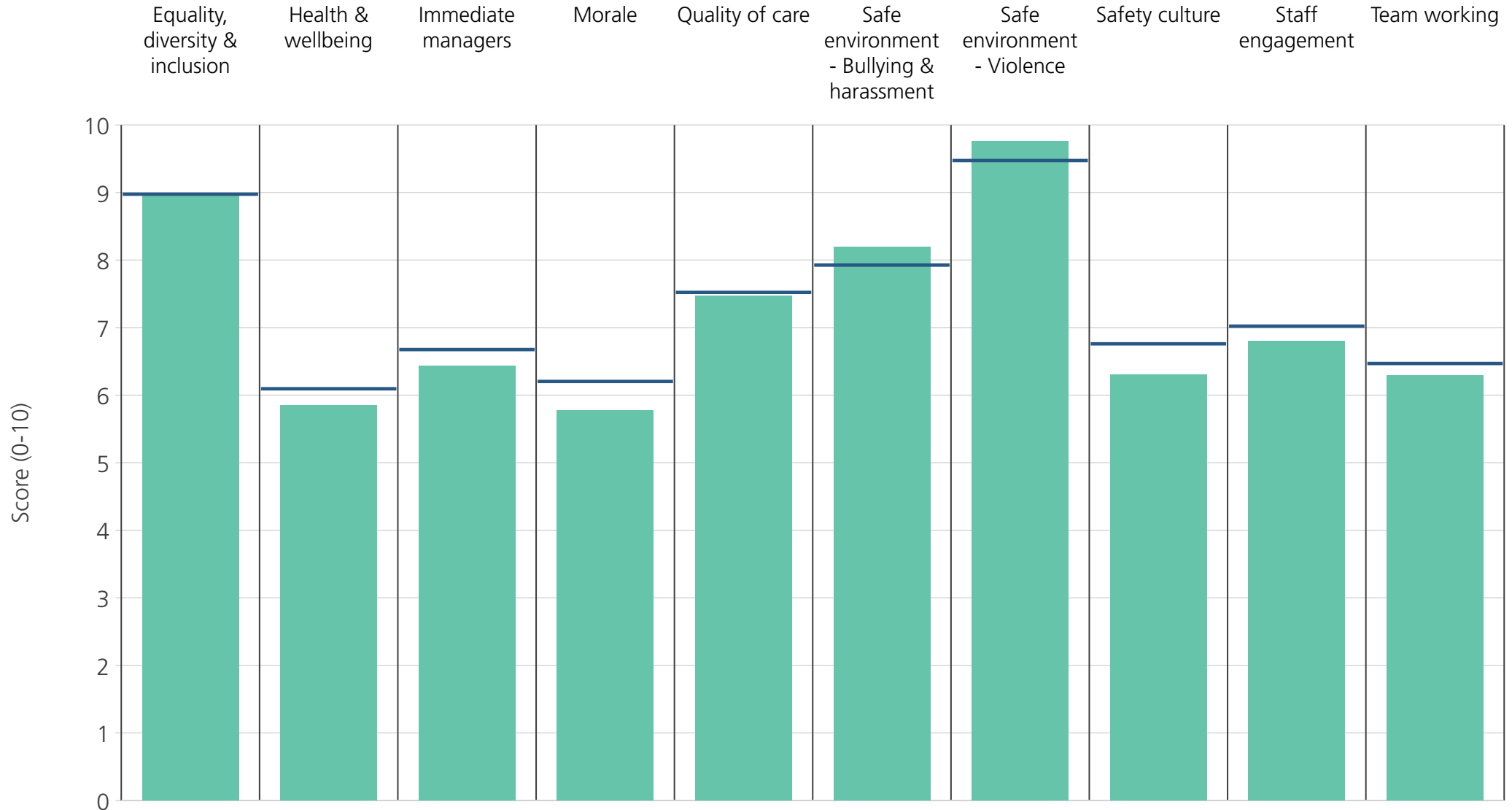
The **number of responses** feeding into each theme score **for the given directorate** is specified below the table containing the directorate and trust scores.



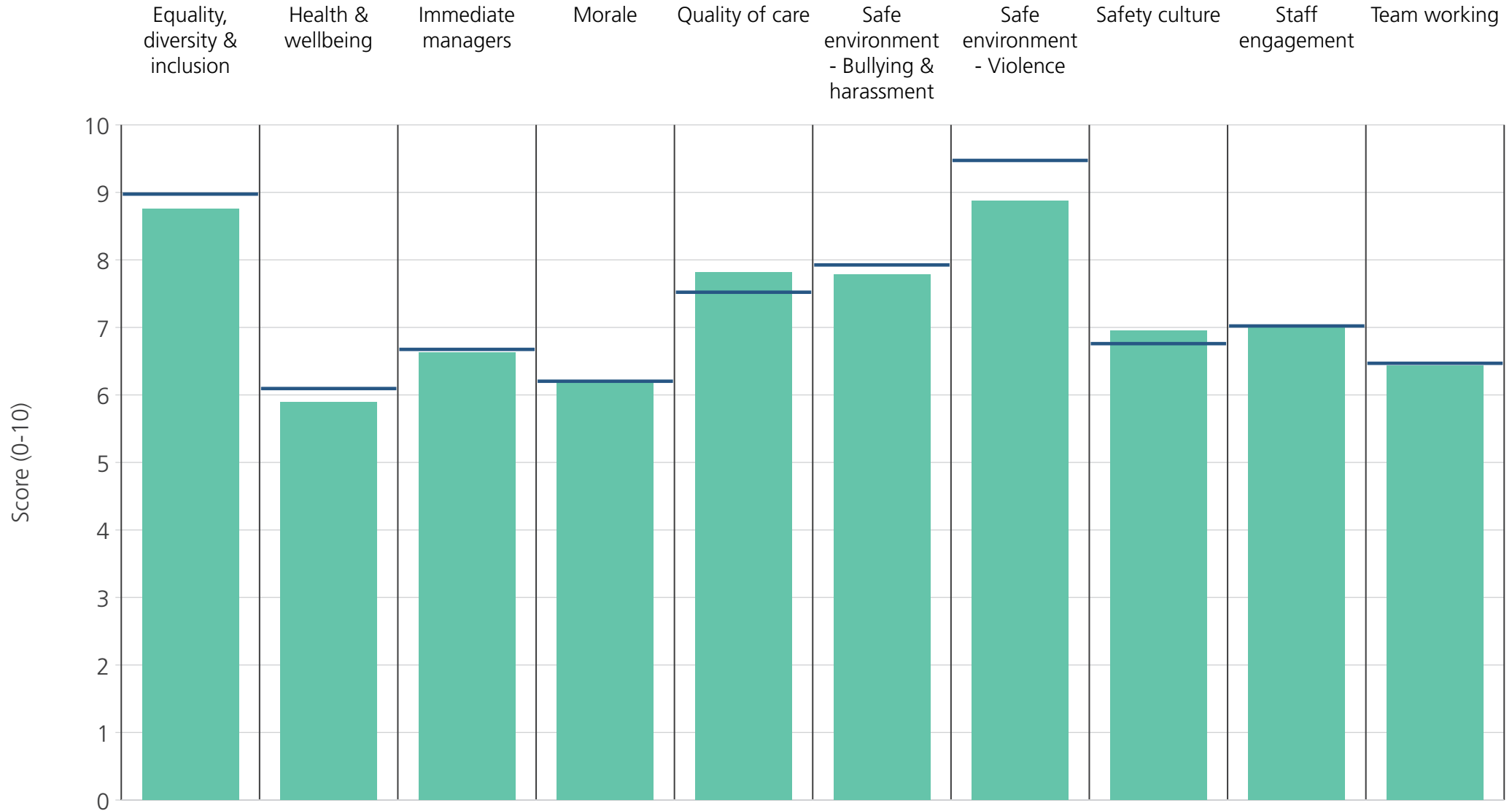
**! Note:** when there are less than 11 responses in a group, results are suppressed to protect staff confidentiality

# Directorates 1

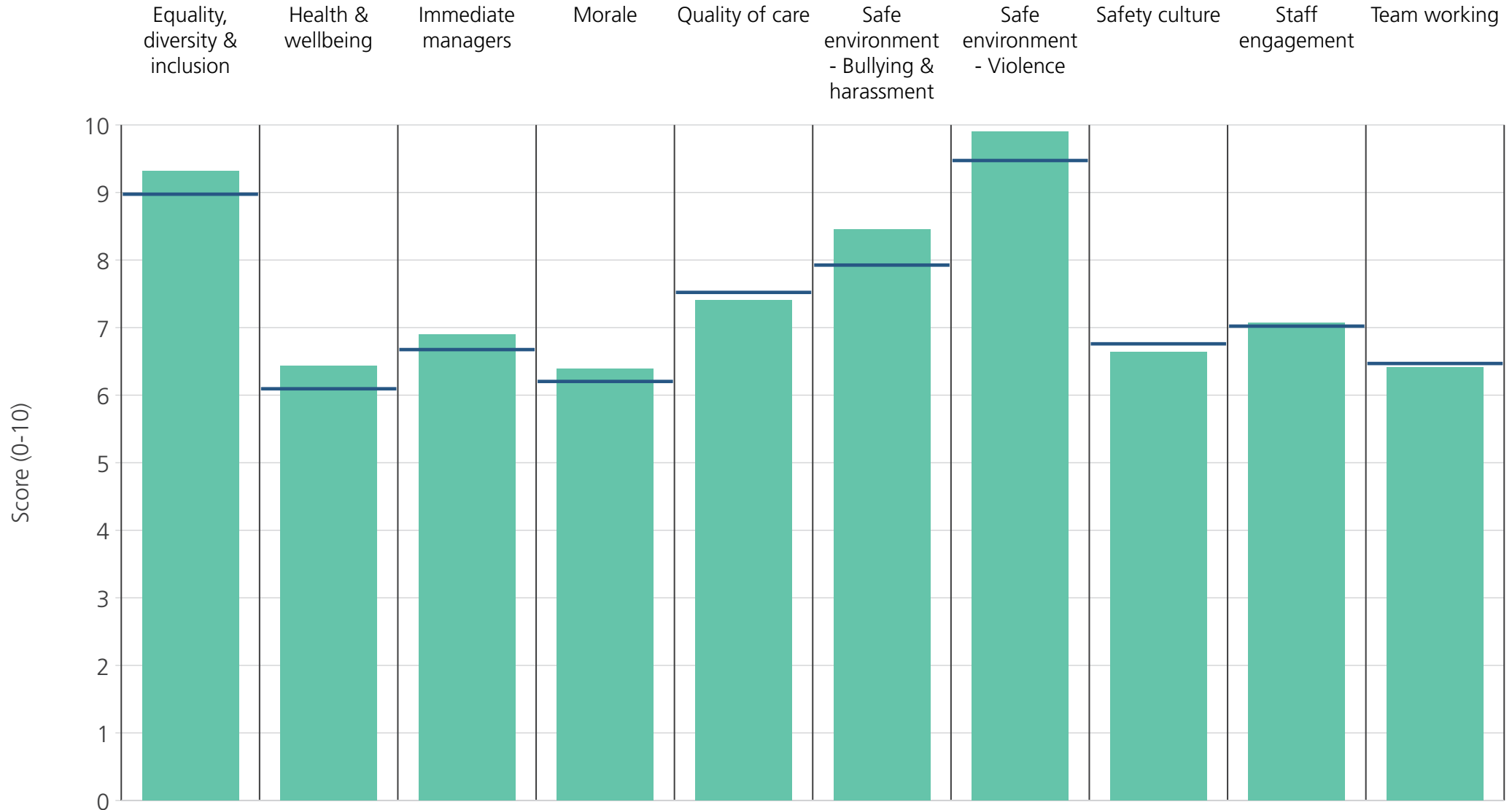
Kettering General Hospital NHS Foundation Trust  
2020 NHS Staff Survey Results



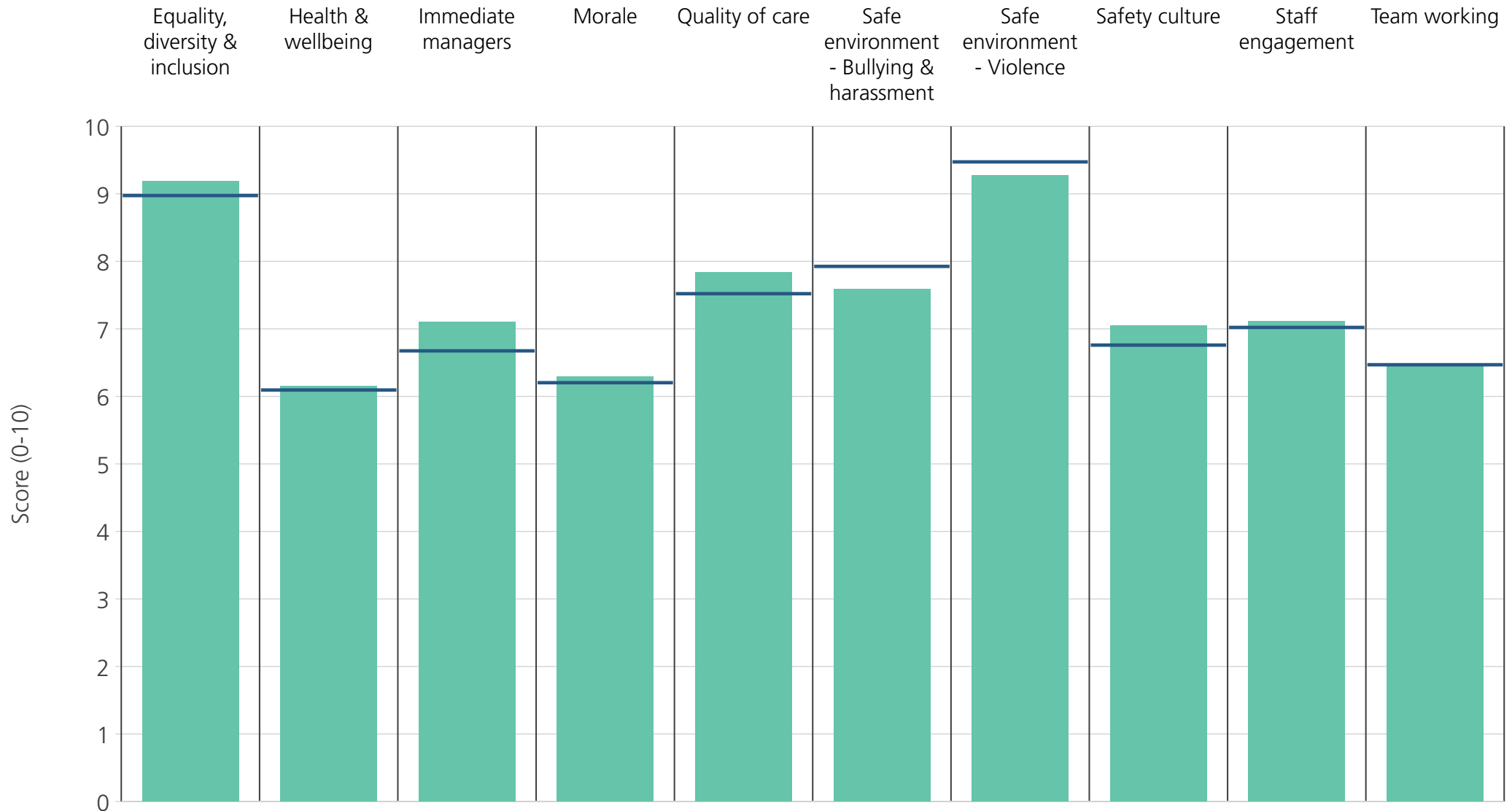
<b>Directorate</b>	9.0	5.9	6.4	5.8	7.5	8.2	9.8	6.3	6.8	6.3
<b>Your org</b>	9.0	6.1	6.7	6.2	7.5	7.9	9.5	6.8	7.0	6.5
<b>Responses</b>	93	91	92	93	90	92	92	93	93	93



<b>Directorate</b>	8.8	5.9	6.6	6.2	7.8	7.8	8.9	6.9	7.0	6.4
<b>Your org</b>	9.0	6.1	6.7	6.2	7.5	7.9	9.5	6.8	7.0	6.5
<b>Responses</b>	435	440	440	438	424	434	436	439	440	427

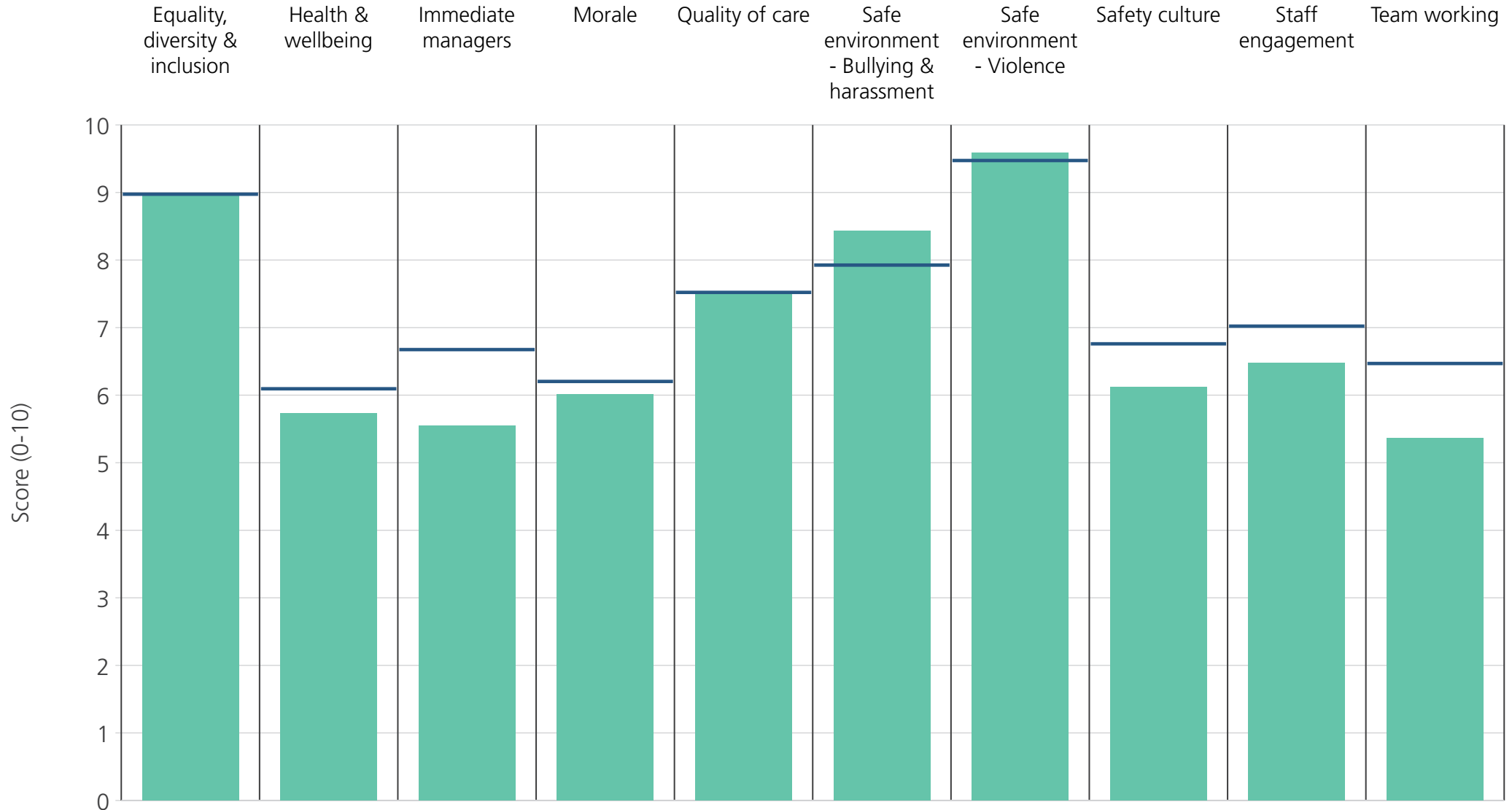


<b>Directorate</b>	9.3	6.4	6.9	6.4	7.4	8.5	9.9	6.6	7.1	6.4
<b>Your org</b>	9.0	6.1	6.7	6.2	7.5	7.9	9.5	6.8	7.0	6.5
<b>Responses</b>	709	713	713	715	439	713	712	714	717	709

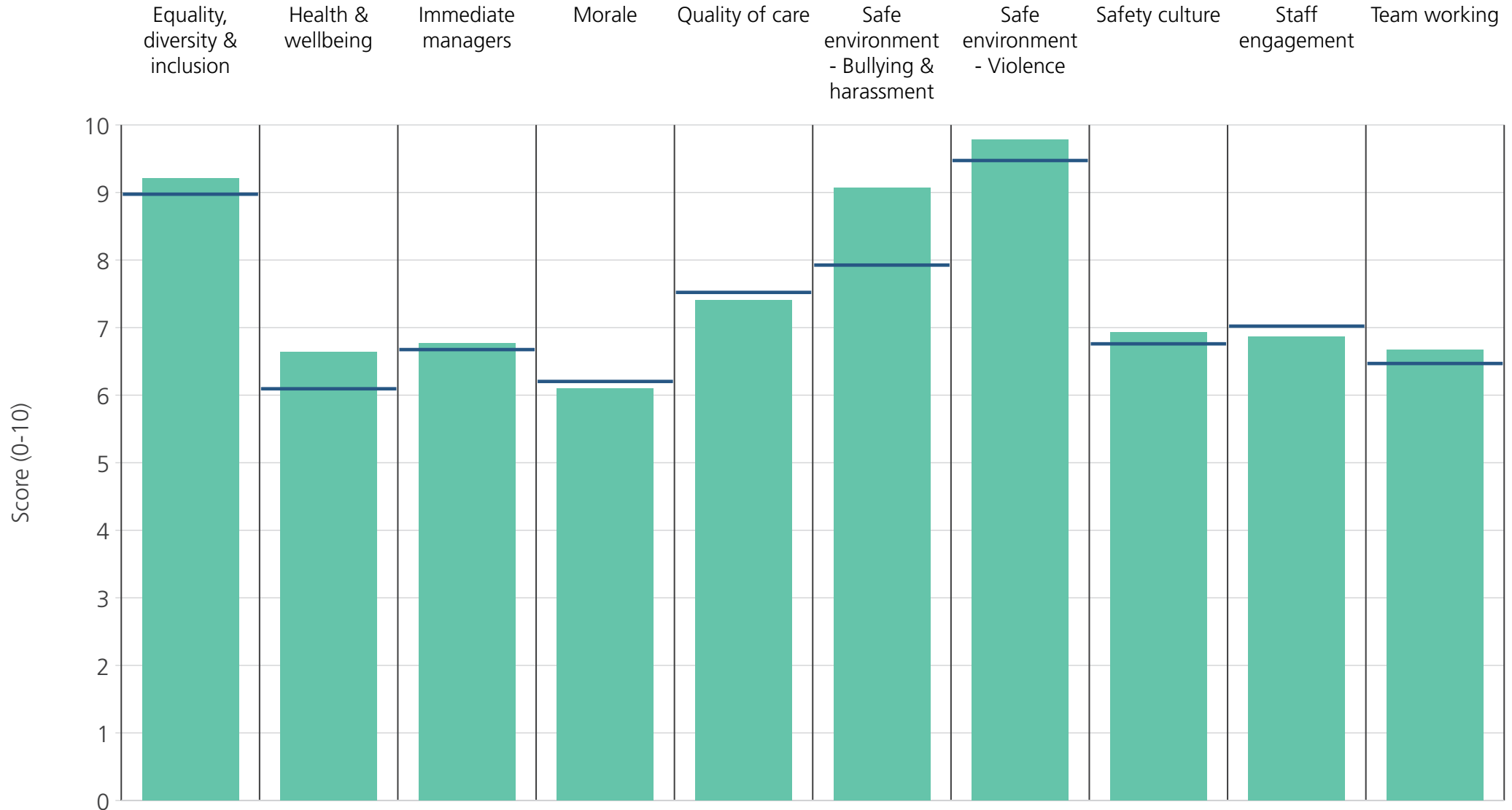


<b>Directorate</b>	9.2	6.2	7.1	6.3	7.8	7.6	9.3	7.1	7.1	6.5
<b>Your org</b>	9.0	6.1	6.7	6.2	7.5	7.9	9.5	6.8	7.0	6.5
<b>Responses</b>	105	105	105	105	105	105	105	105	105	104

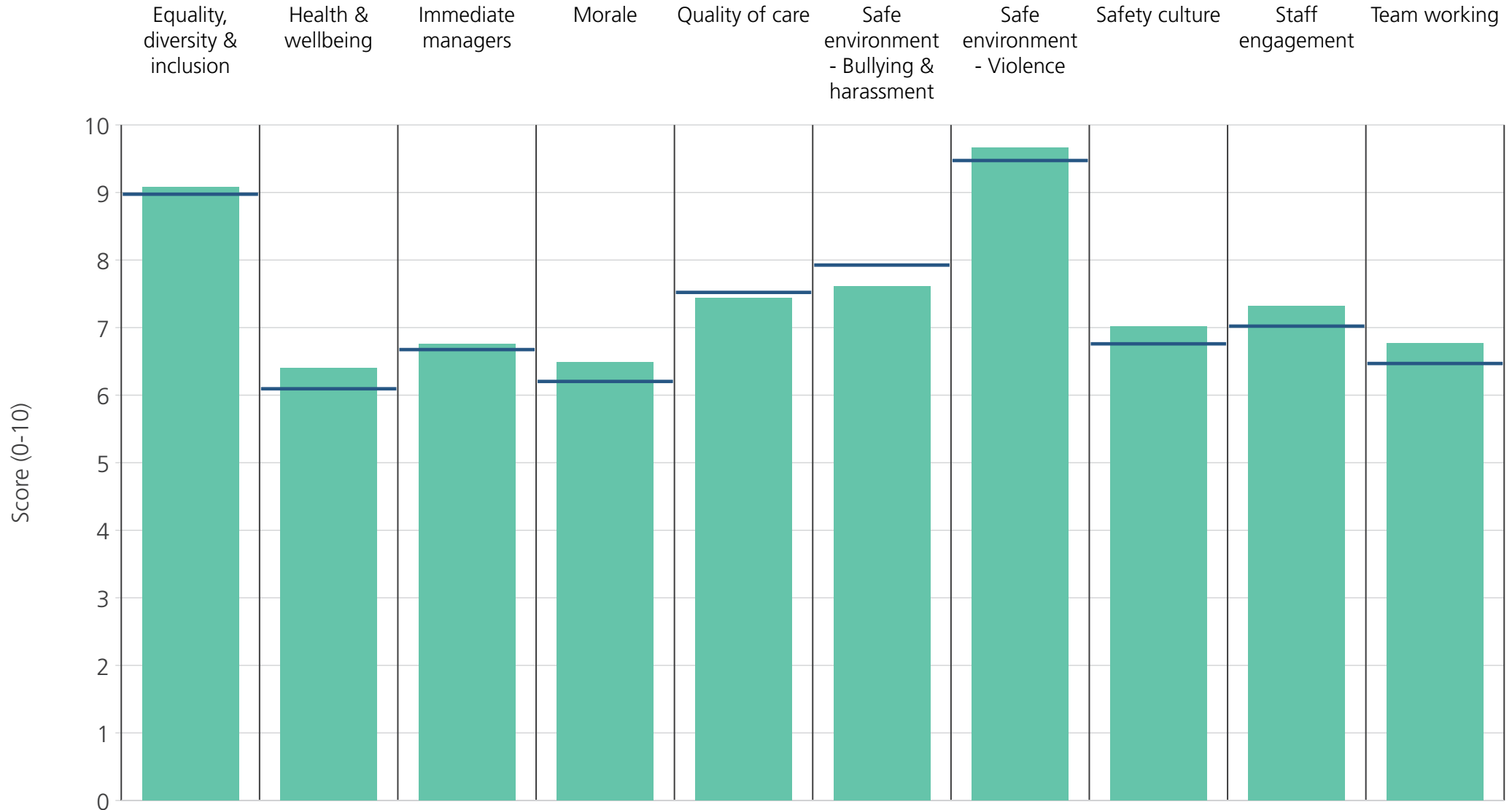




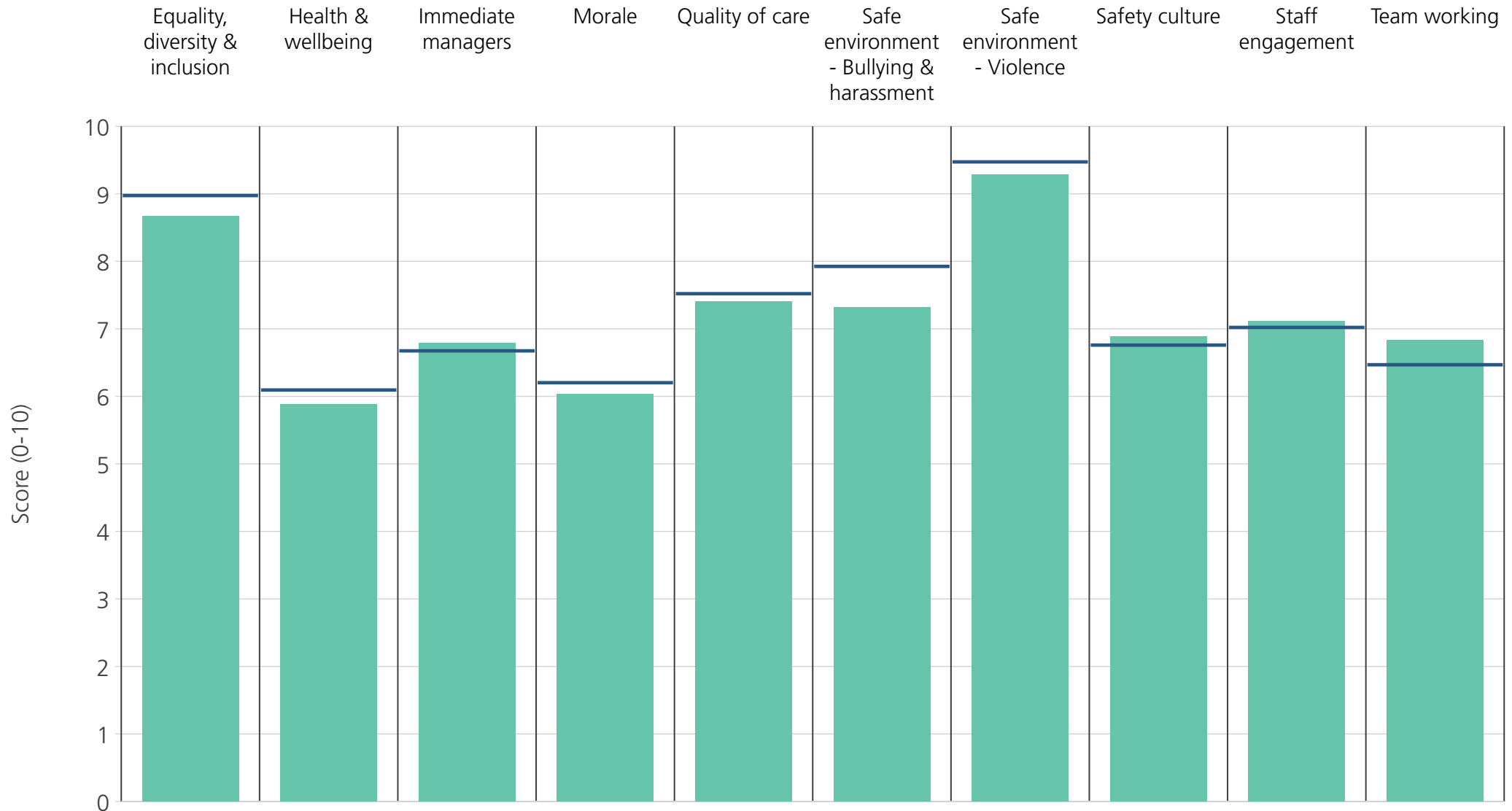
<b>Directorate</b>	9.0	5.7	5.5	6.0	7.5	8.4	9.6	6.1	6.5	5.4
<b>Your org</b>	9.0	6.1	6.7	6.2	7.5	7.9	9.5	6.8	7.0	6.5
<b>Responses</b>	227	232	229	225	166	226	226	225	231	227



<b>Directorate</b>	9.2	6.6	6.8	6.1	7.4	9.1	9.8	6.9	6.9	6.7
<b>Your org</b>	9.0	6.1	6.7	6.2	7.5	7.9	9.5	6.8	7.0	6.5
<b>Responses</b>	60	61	61	61	59	61	61	61	61	59



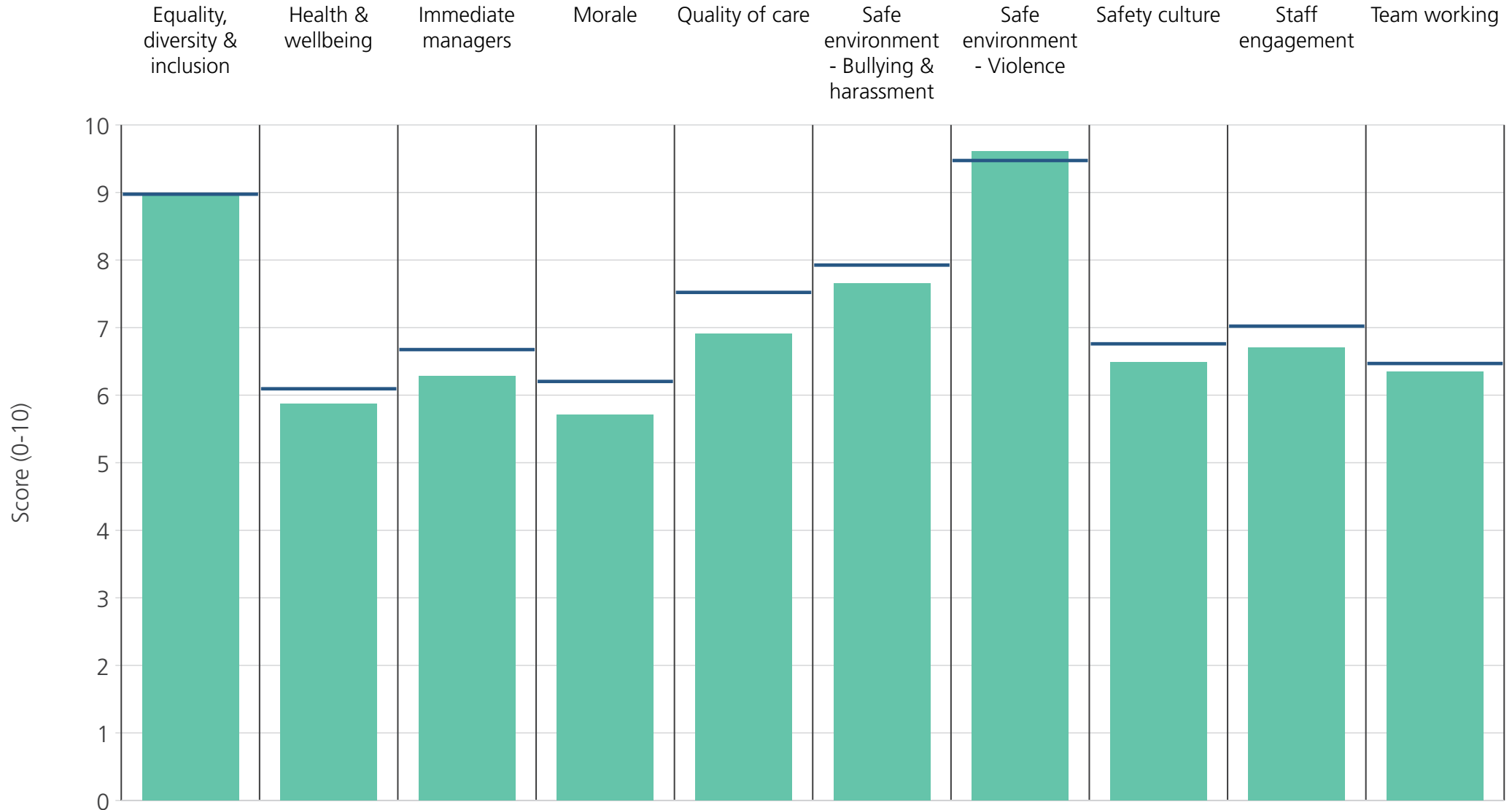
<b>Directorate</b>	9.1	6.4	6.8	6.5	7.4	7.6	9.7	7.0	7.3	6.8
<b>Your org</b>	9.0	6.1	6.7	6.2	7.5	7.9	9.5	6.8	7.0	6.5
<b>Responses</b>	222	223	222	222	222	223	222	223	223	220



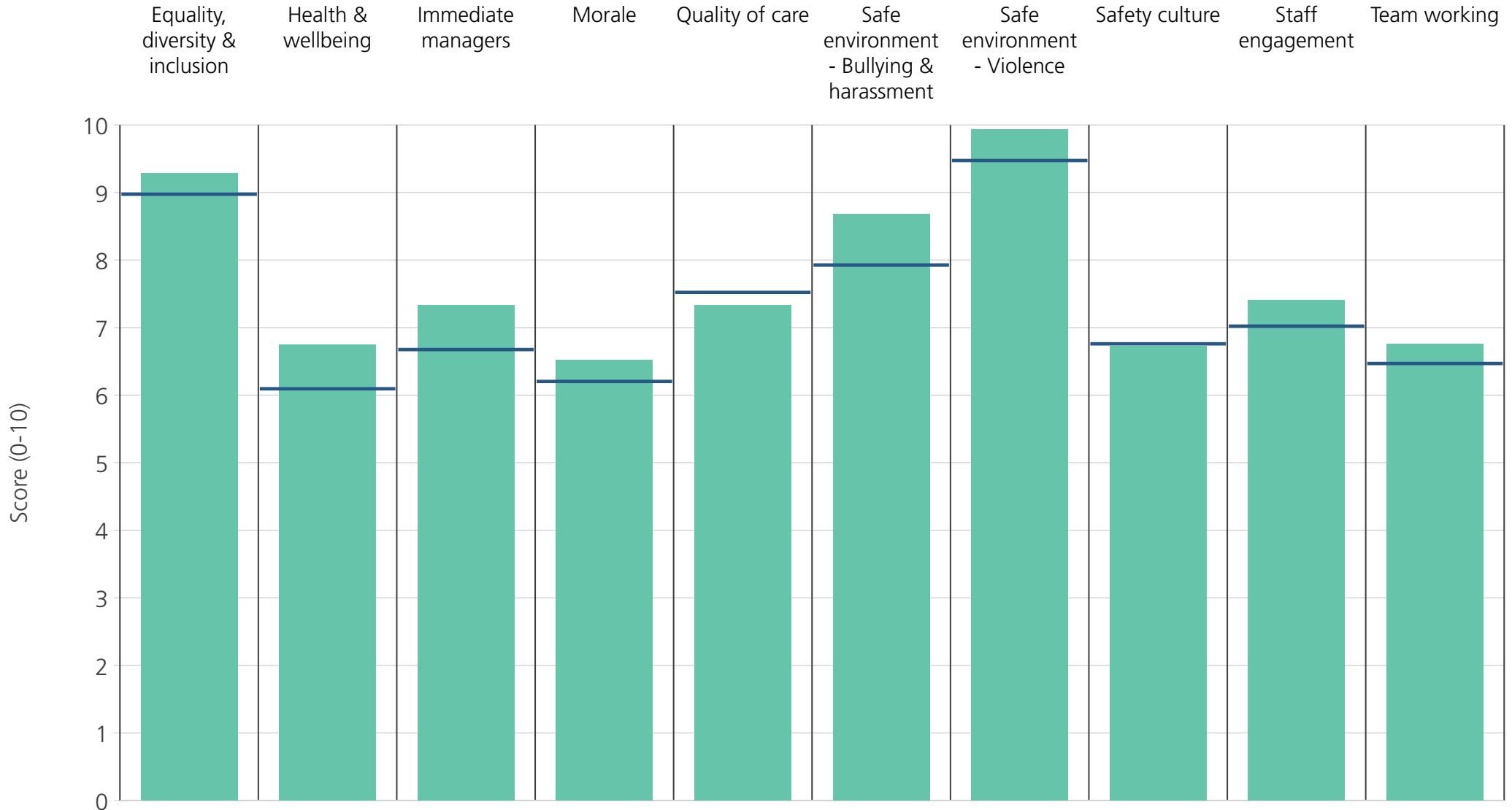
<b>Directorate</b>	8.7	5.9	6.8	6.0	7.4	7.3	9.3	6.9	7.1	6.8
<b>Your org</b>	9.0	6.1	6.7	6.2	7.5	7.9	9.5	6.8	7.0	6.5
<b>Responses</b>	687	694	697	694	692	691	696	696	696	683

# Directorates 2

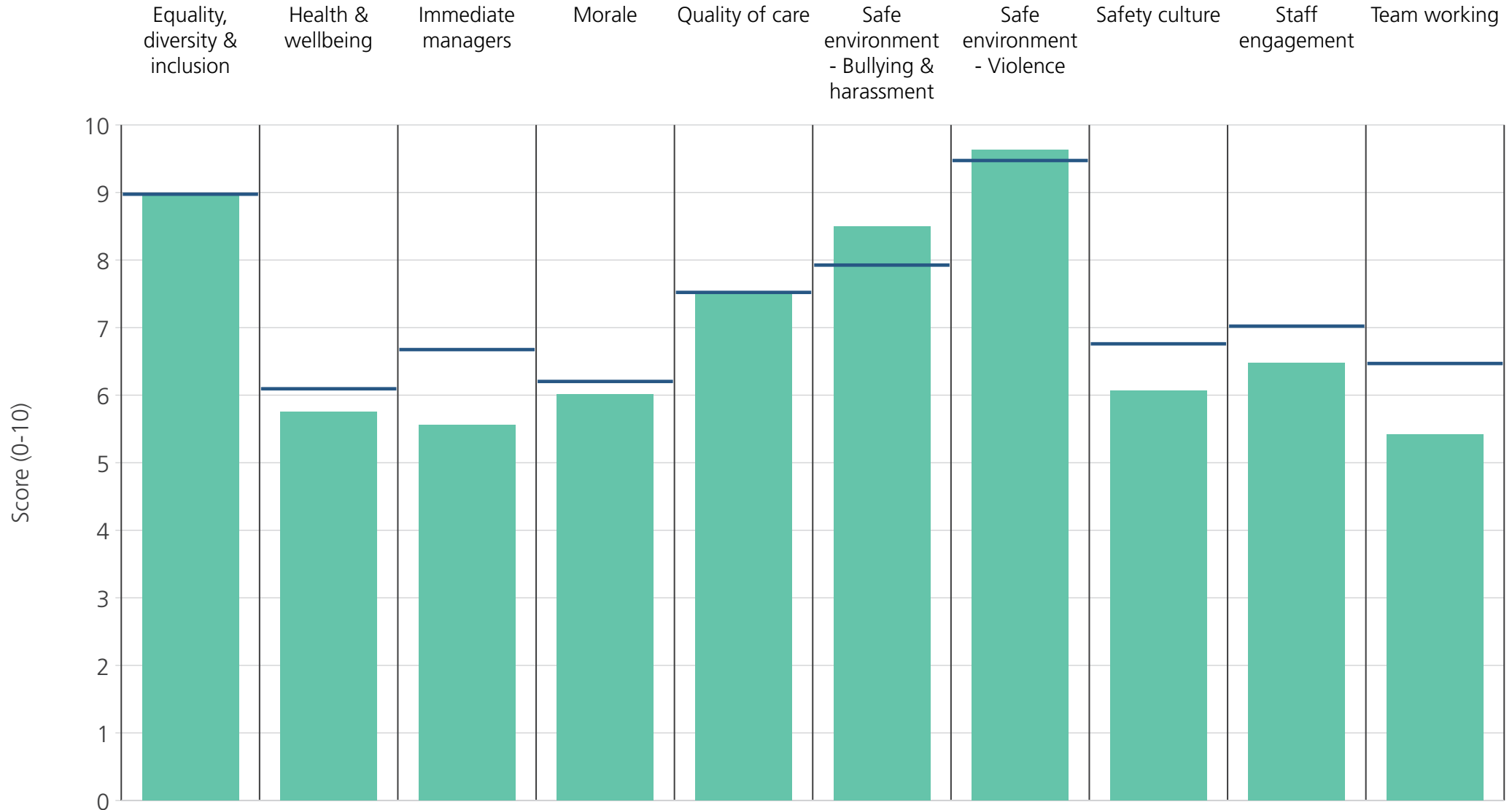
Kettering General Hospital NHS Foundation Trust  
2020 NHS Staff Survey Results



<b>Directorate</b>	8.9	5.9	6.3	5.7	6.9	7.7	9.6	6.5	6.7	6.3
<b>Your org</b>	9.0	6.1	6.7	6.2	7.5	7.9	9.5	6.8	7.0	6.5
<b>Responses</b>	69	69	69	69	54	69	69	69	69	68

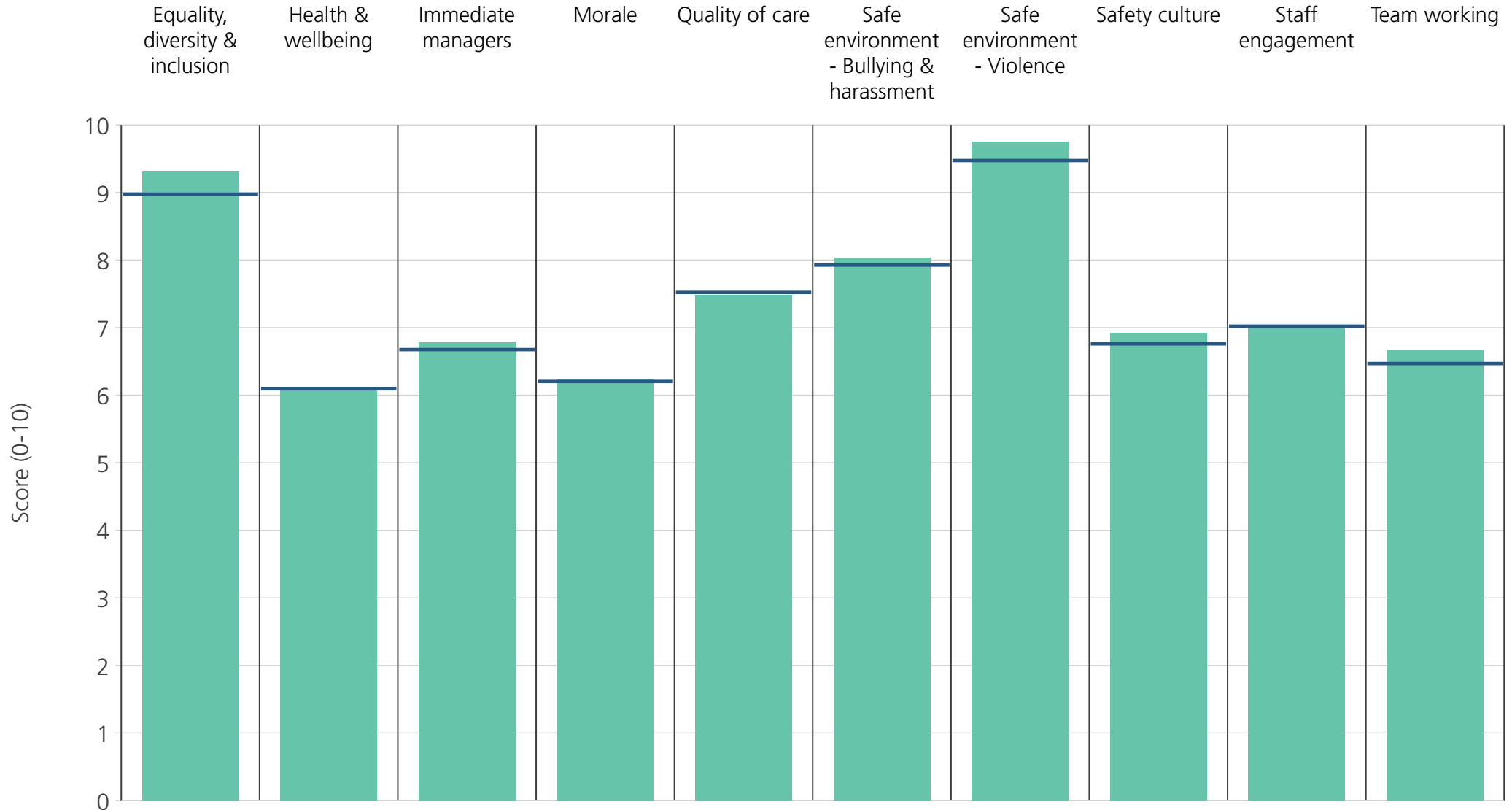


<b>Directorate</b>	9.3	6.7	7.3	6.5	7.3	8.7	9.9	6.7	7.4	6.8
<b>Your org</b>	9.0	6.1	6.7	6.2	7.5	7.9	9.5	6.8	7.0	6.5
<b>Responses</b>	306	305	306	307	166	305	305	306	308	307

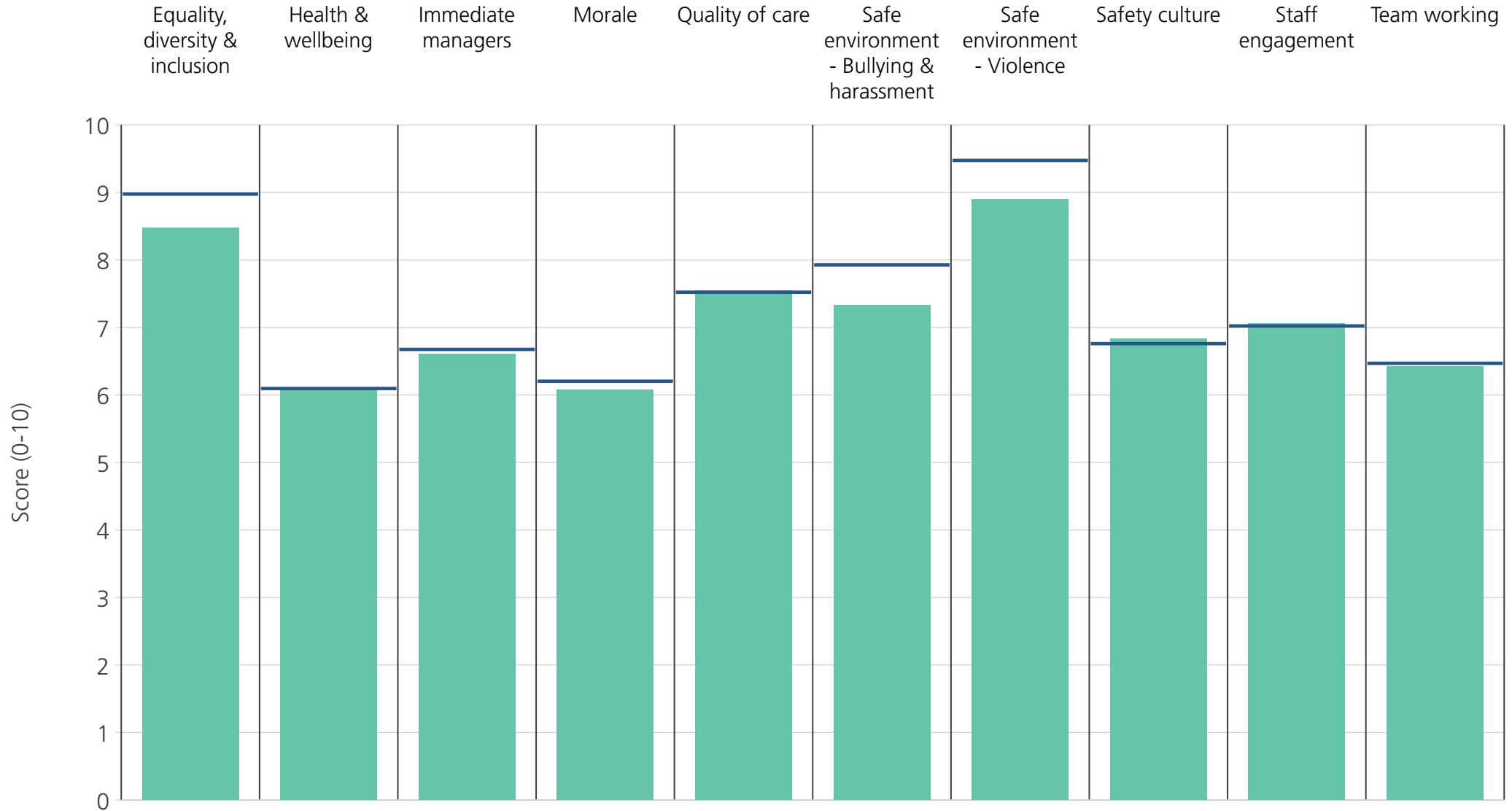


<b>Directorate</b>	9.0	5.8	5.6	6.0	7.5	8.5	9.6	6.1	6.5	5.4
<b>Your org</b>	9.0	6.1	6.7	6.2	7.5	7.9	9.5	6.8	7.0	6.5
<b>Responses</b>	234	239	236	232	161	233	233	232	238	233

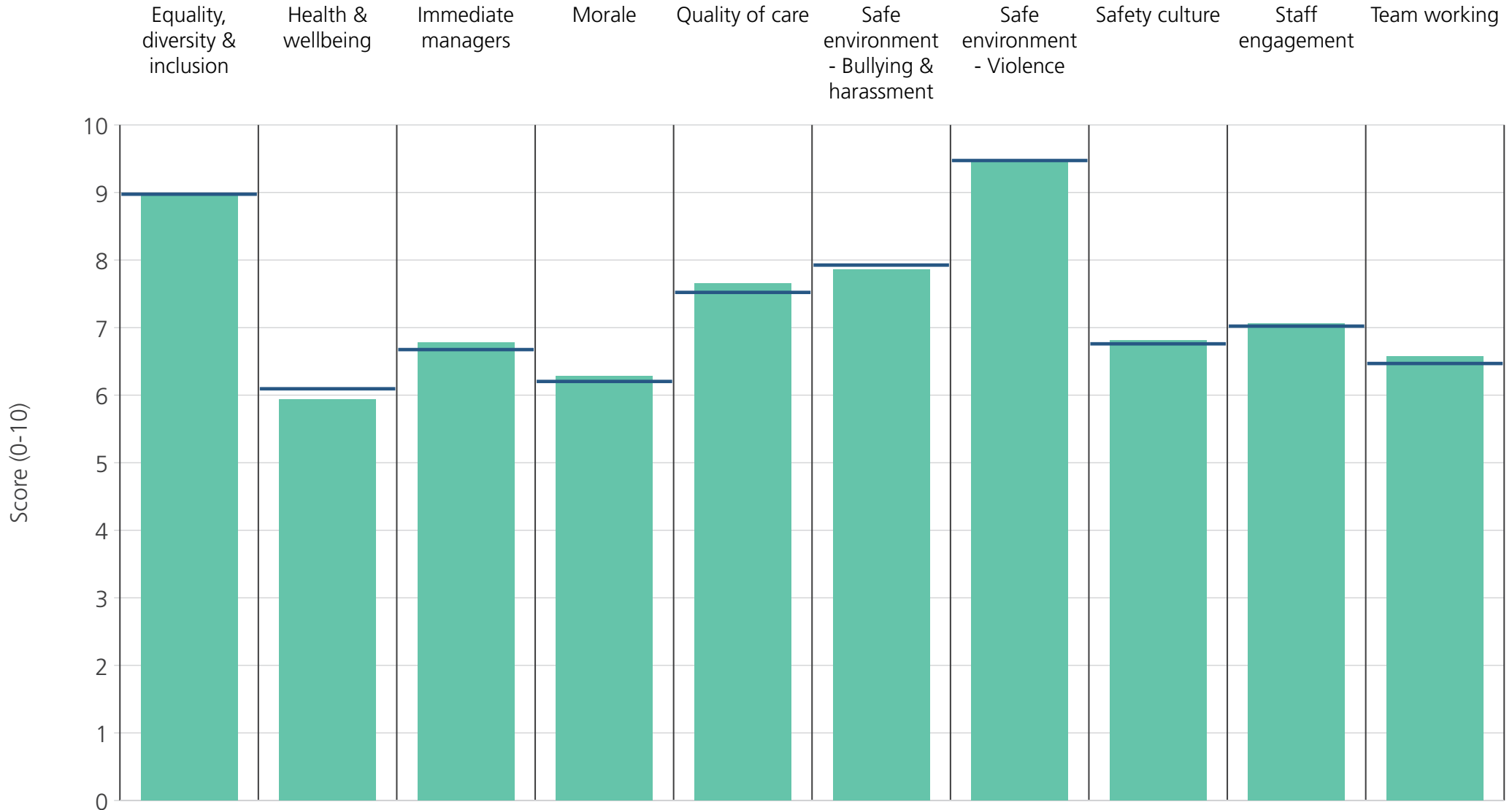




<b>Directorate</b>	9.3	6.1	6.8	6.2	7.5	8.0	9.7	6.9	7.0	6.7
<b>Your org</b>	9.0	6.1	6.7	6.2	7.5	7.9	9.5	6.8	7.0	6.5
<b>Responses</b>	666	672	675	674	617	669	672	675	674	660



<b>Directorate</b>	8.5	6.1	6.6	6.1	7.5	7.3	8.9	6.8	7.1	6.4
<b>Your org</b>	9.0	6.1	6.7	6.2	7.5	7.9	9.5	6.8	7.0	6.5
<b>Responses</b>	633	639	637	637	591	634	635	638	639	628



<b>Directorate</b>	9.0	5.9	6.8	6.3	7.7	7.9	9.5	6.8	7.1	6.6
<b>Your org</b>	9.0	6.1	6.7	6.2	7.5	7.9	9.5	6.8	7.0	6.5
<b>Responses</b>	630	635	636	634	608	635	636	636	638	626