

Chelsea and Westminster Hospital NHS Foundation Trust

2020 NHS Staff Survey

Directorate Report

Contents

Introduction	3
Themes – Directorates 1	4
COR Corporate Division	5
CSD Clinical Support Division	6
EIC Emergency & Integrated Care Division	7
PDC Planned Care Division	8
WCH Womens, Childrens and Sexual Health Division	9
Themes – Directorates 2	10
CW	11
WM	12
XX	13

This directorate report for Chelsea and Westminster Hospital NHS Foundation Trust contains results by directorate for themes from the 2020 NHS Staff Survey. These results are compared to the unweighted average for your organisation.

Please note: It is possible that there are differences between the 'Your org' scores reported in this directorate report and those in the benchmark report. This is because the results in the benchmark report are weighted to allow for fair comparisons between organisations of a similar type. However, in this report comparisons are made within your organisation so the unweighted organisation result is a more appropriate point of comparison.

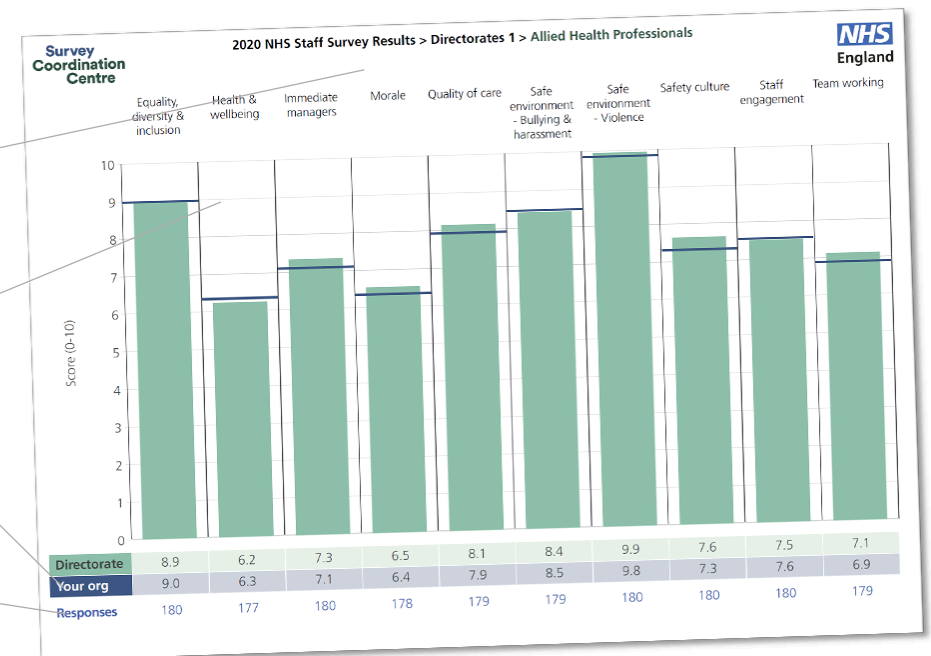
The directorate breakdowns used in this report were provided and defined by Chelsea and Westminster Hospital NHS Foundation Trust. Details of how the theme scores were calculated are included in the Technical Document, available to download from our [results website](#).

Key features

Breakdown type and **directorate name** are specified in the header. Black text in the header is hyperlinked: clicking on '2020 NHS Staff Survey Results' navigates back to the contents page.

Directorate results are presented in the context of the (unweighted) **organisation average ('Your org')**, so it is easy to tell if a directorate is performing better or worse than the organisation average. For all themes, a higher score is a better result than a lower score.

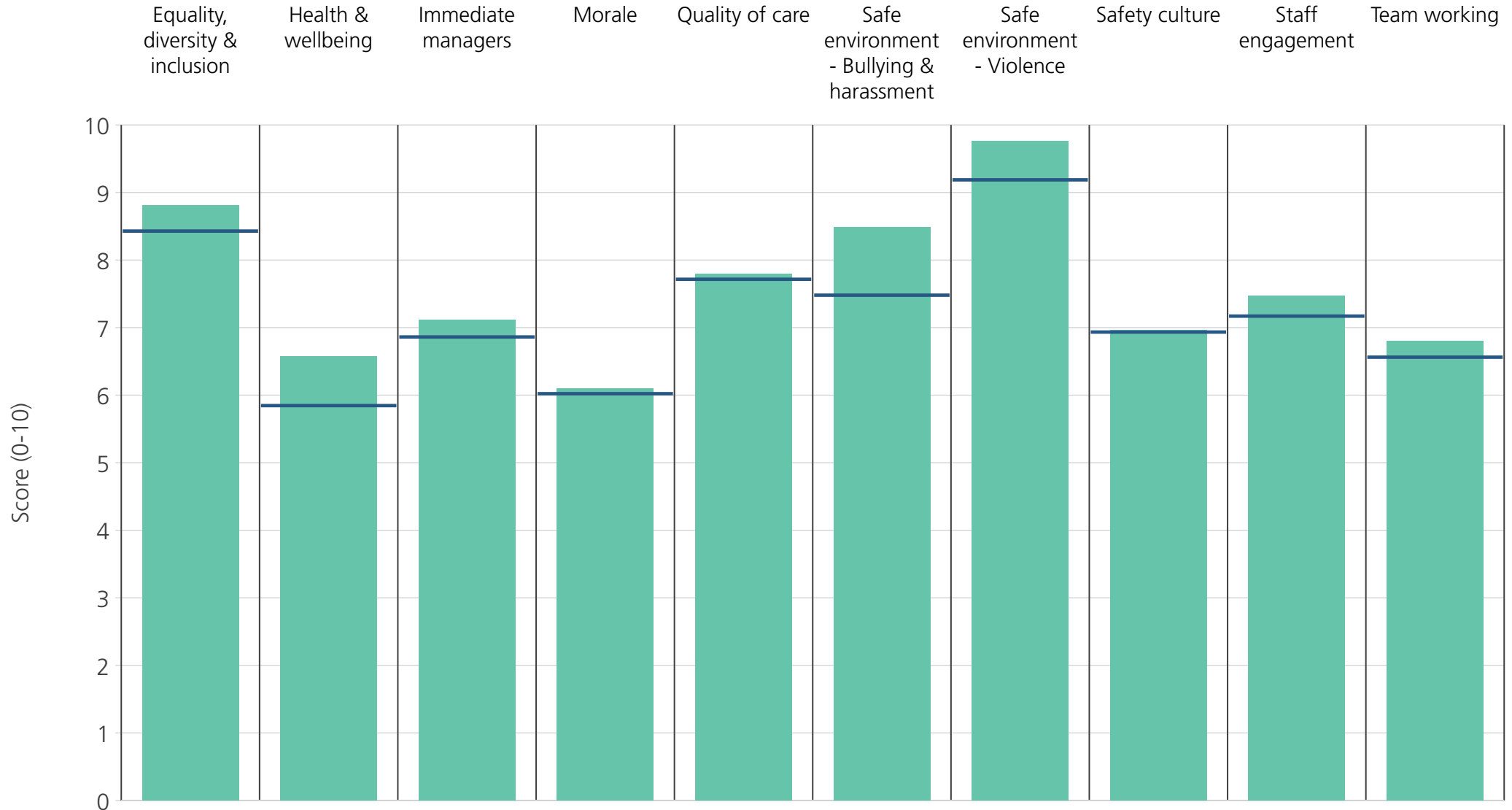
The **number of responses** feeding into each theme score **for the given directorate** is specified below the table containing the directorate and trust scores.



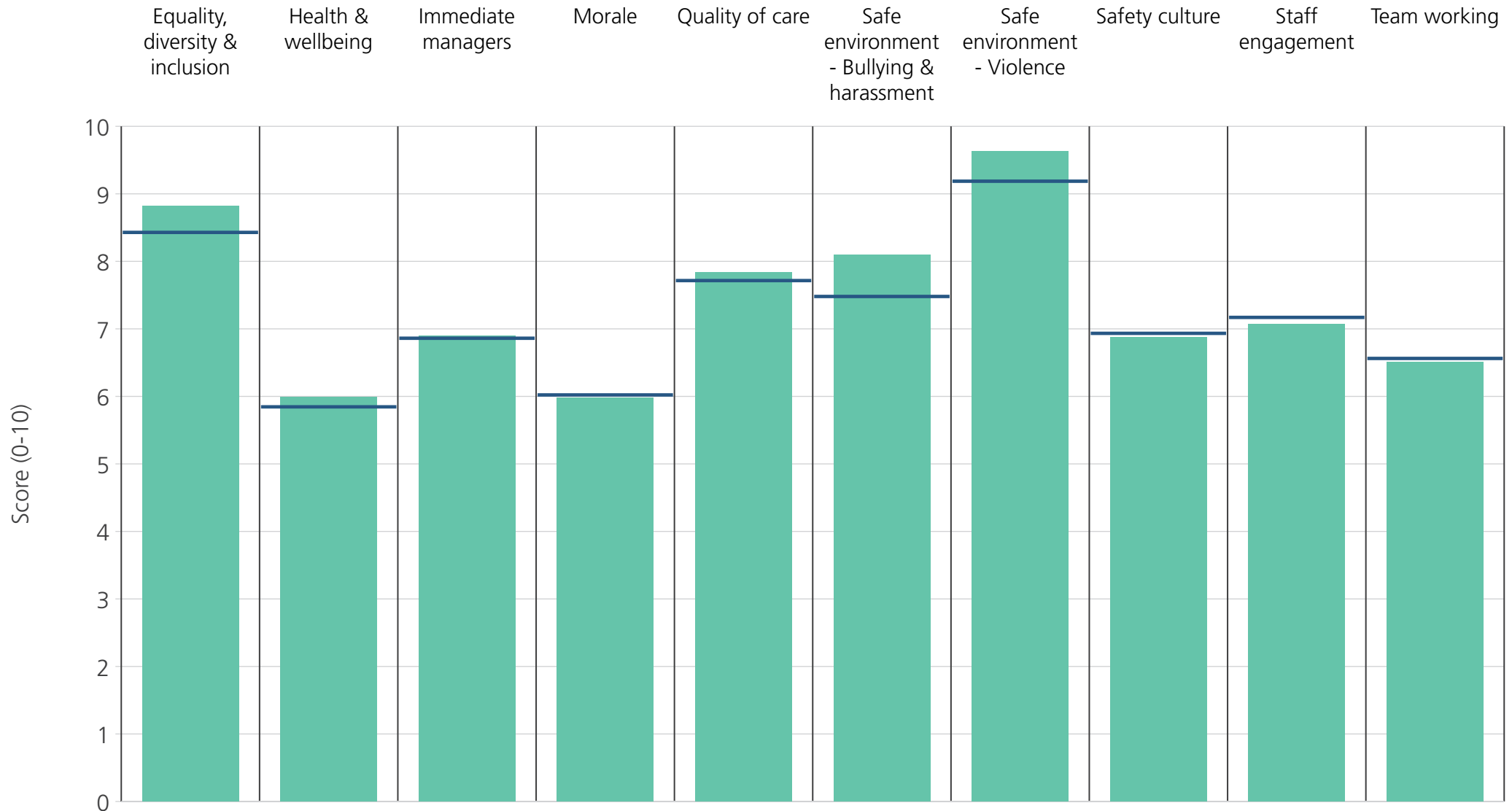
! Note: when there are less than 11 responses in a group, results are suppressed to protect staff confidentiality

Directorates 1

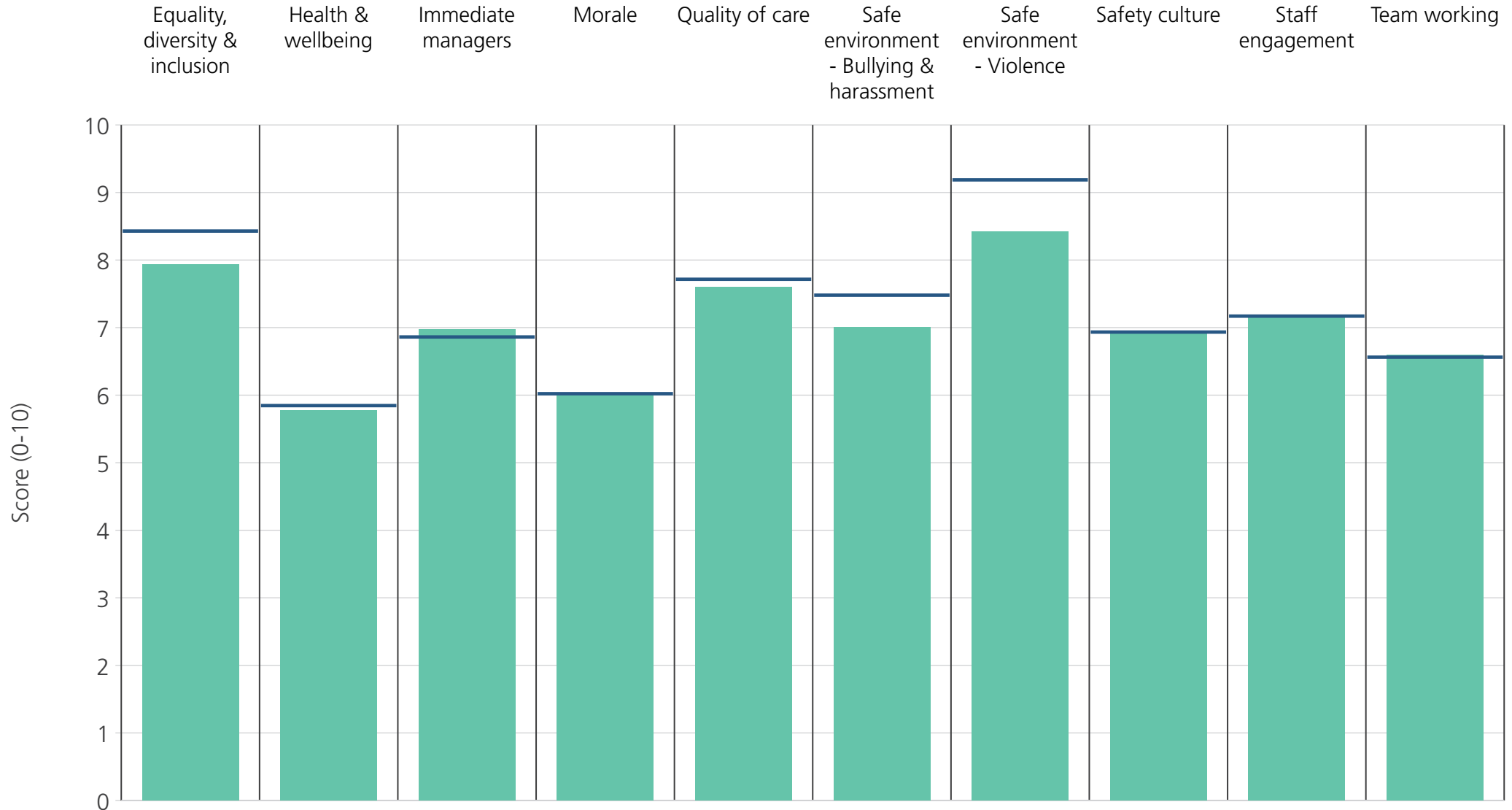
Chelsea and Westminster Hospital NHS Foundation Trust
2020 NHS Staff Survey Results



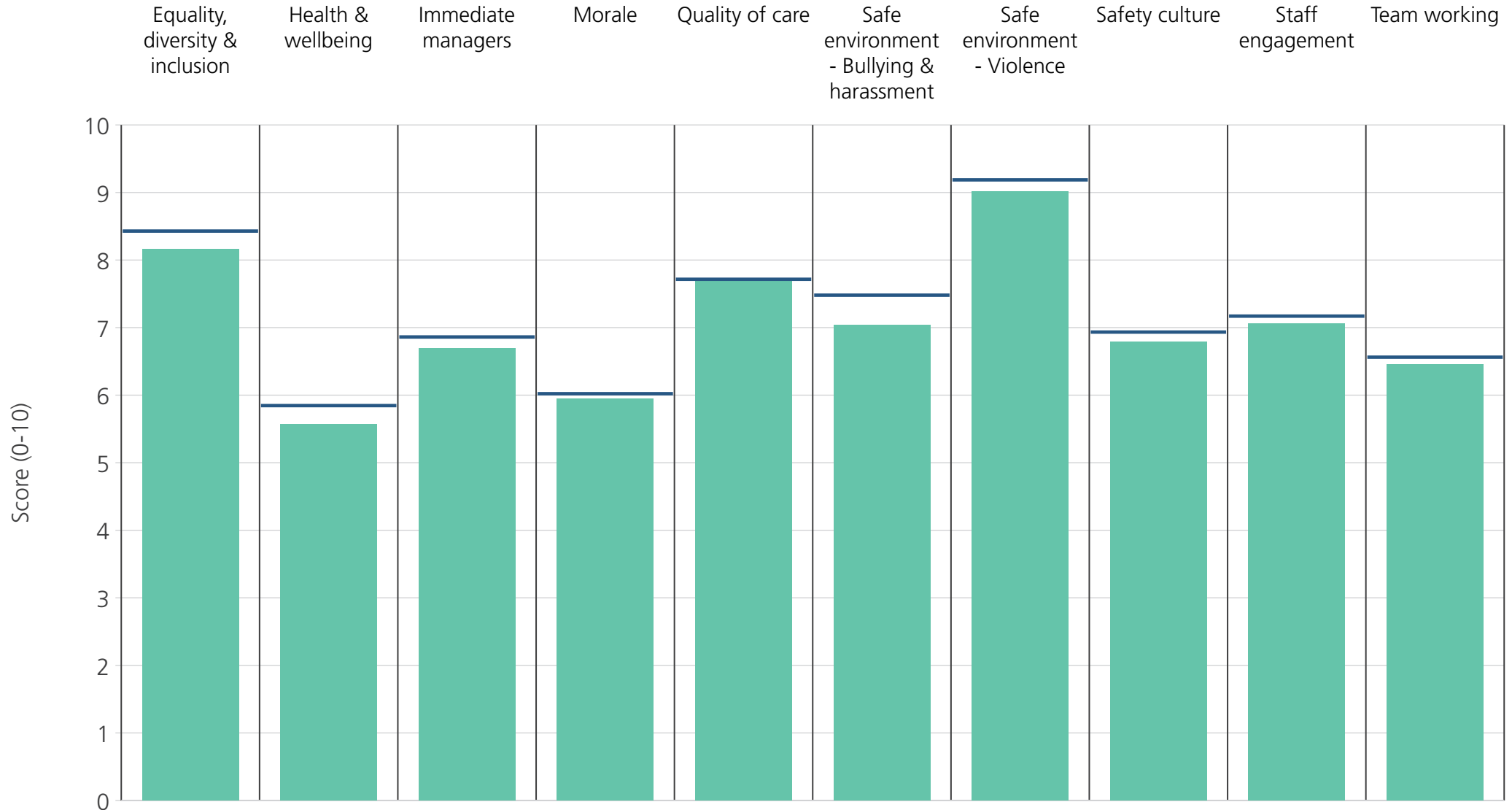
Directorate	8.8	6.6	7.1	6.1	7.8	8.5	9.8	7.0	7.5	6.8
Your org	8.4	5.8	6.9	6.0	7.7	7.5	9.2	6.9	7.2	6.6
Responses	423	425	425	420	287	407	424	422	428	424



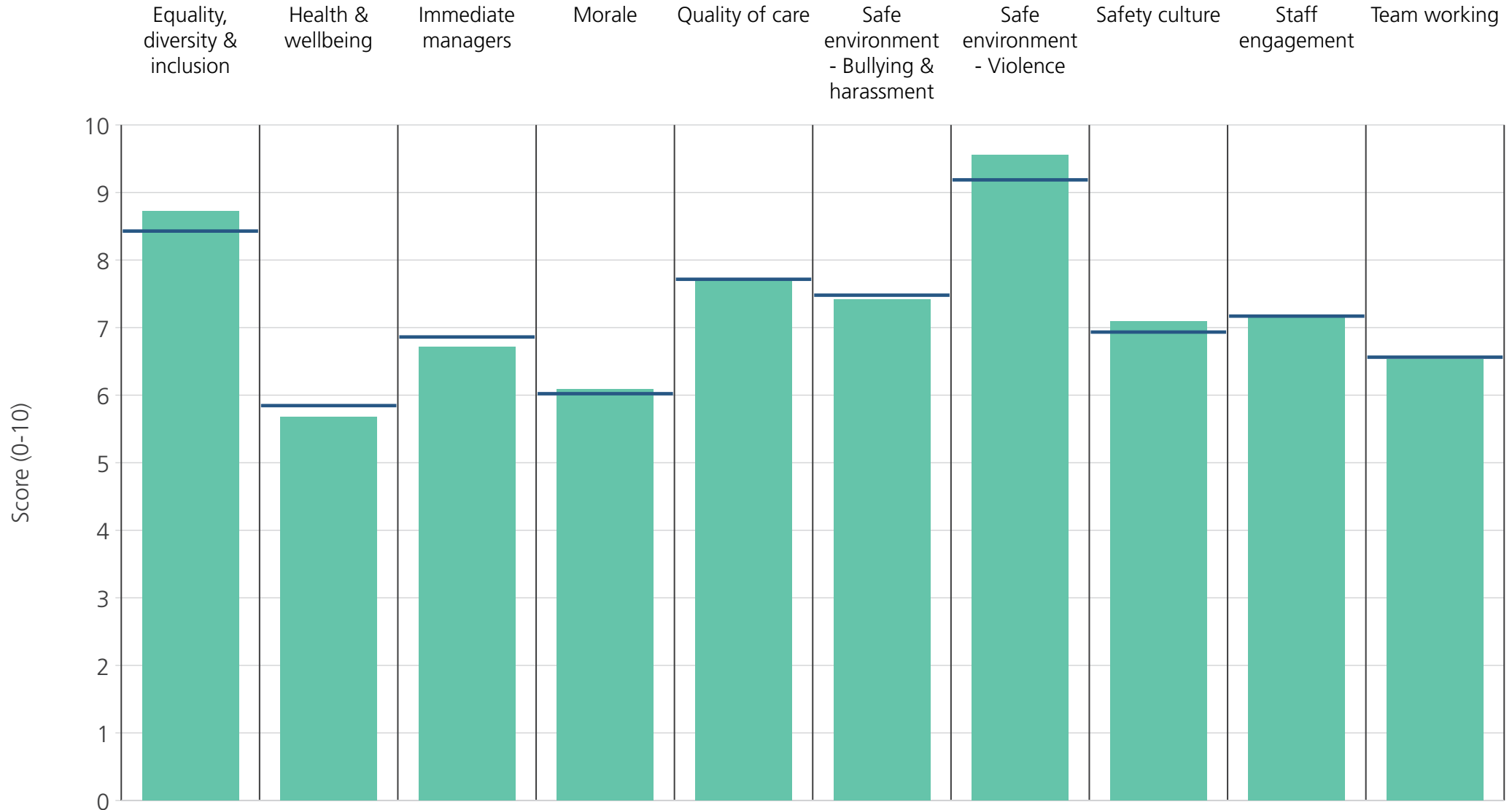
Directorate	8.8	6.0	6.9	6.0	7.8	8.1	9.6	6.9	7.1	6.5
Your org	8.4	5.8	6.9	6.0	7.7	7.5	9.2	6.9	7.2	6.6
Responses	655	661	660	654	625	630	661	659	665	652



Directorate	7.9	5.8	7.0	6.0	7.6	7.0	8.4	6.9	7.2	6.6
Your org	8.4	5.8	6.9	6.0	7.7	7.5	9.2	6.9	7.2	6.6
Responses	949	956	959	946	956	937	950	950	965	949



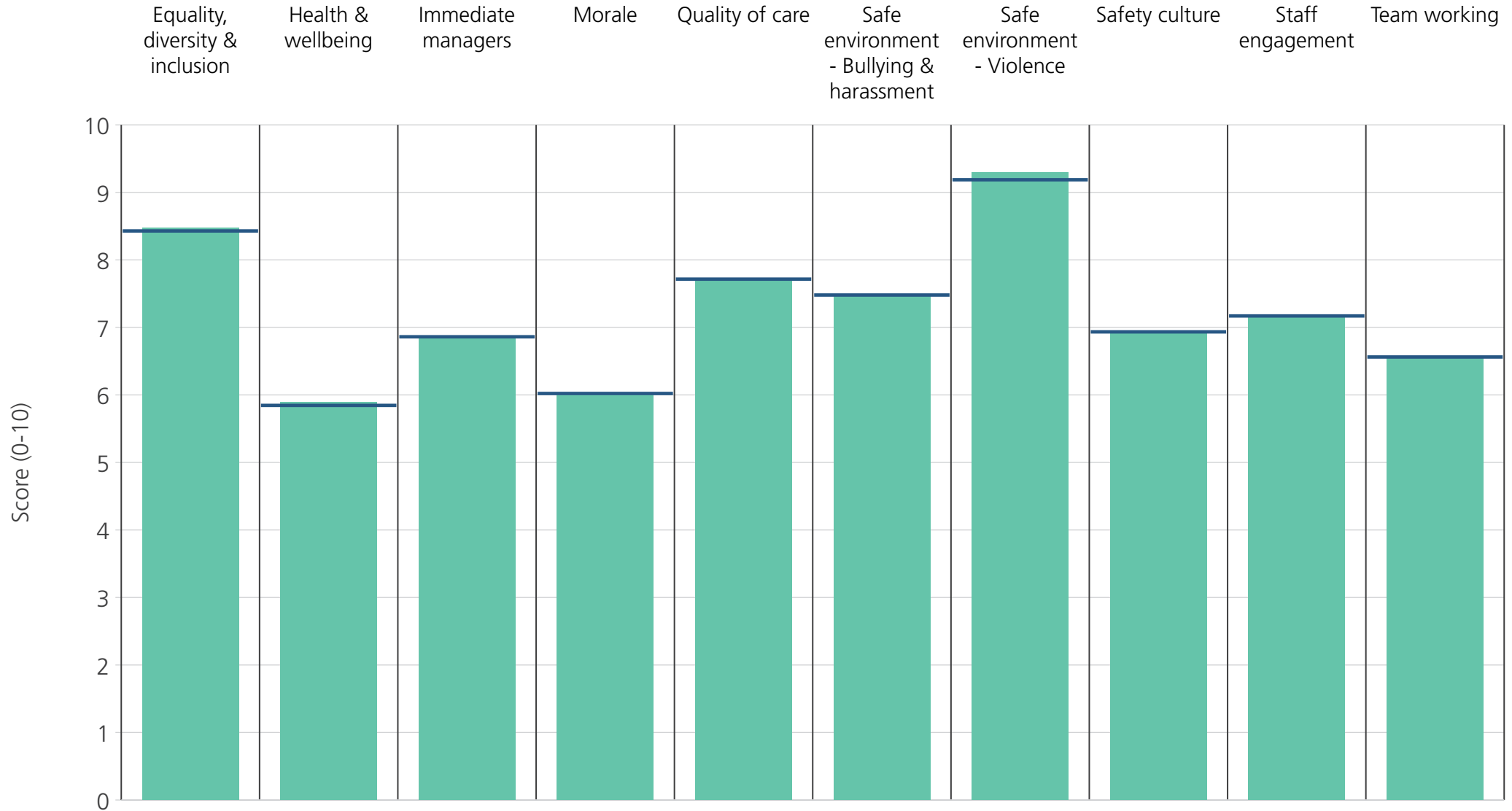
Directorate	8.2	5.6	6.7	5.9	7.7	7.0	9.0	6.8	7.1	6.5
Your org	8.4	5.8	6.9	6.0	7.7	7.5	9.2	6.9	7.2	6.6
Responses	697	701	703	697	693	684	702	700	704	698



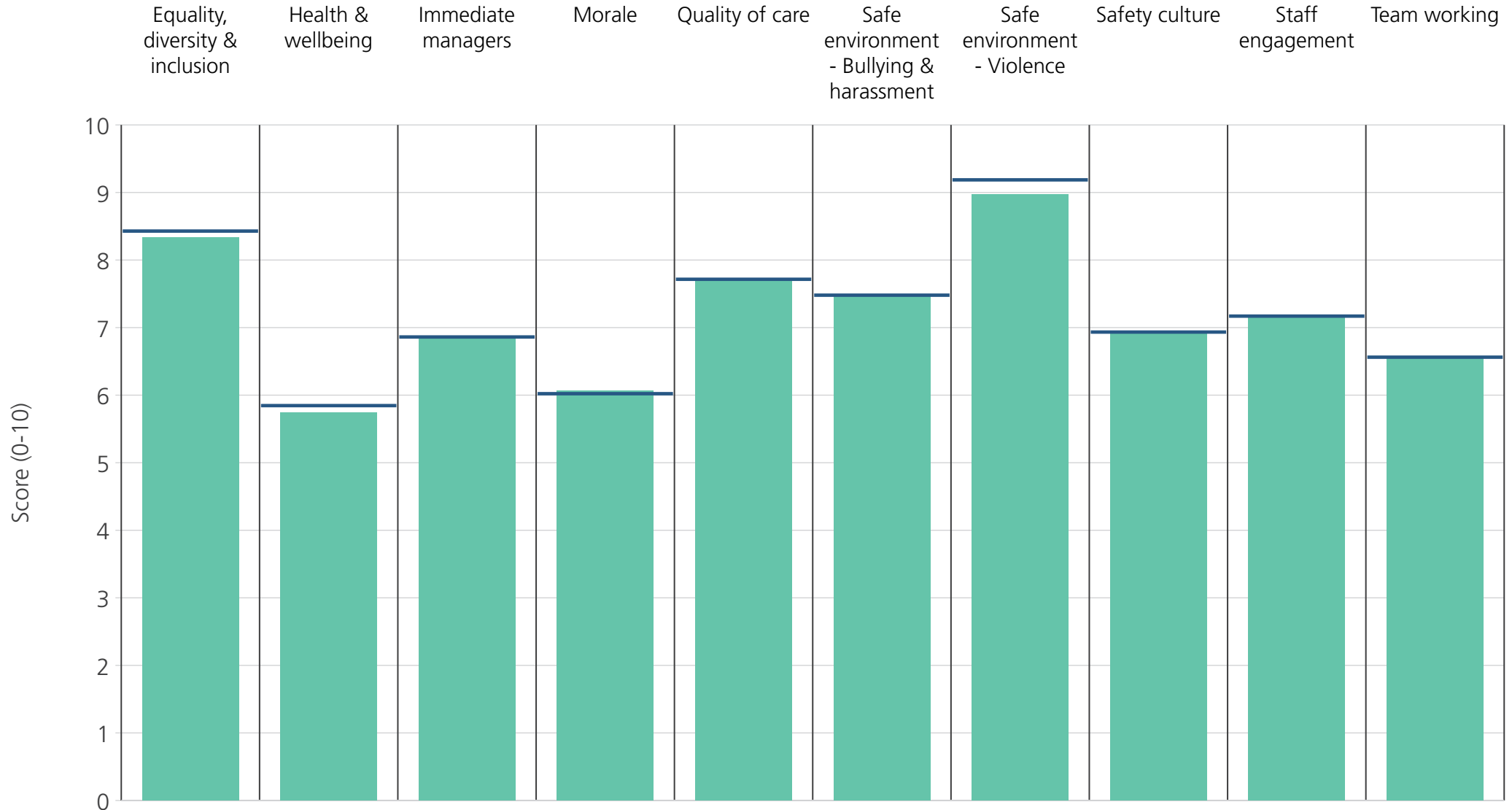
Directorate	8.7	5.7	6.7	6.1	7.7	7.4	9.6	7.1	7.2	6.5
Your org	8.4	5.8	6.9	6.0	7.7	7.5	9.2	6.9	7.2	6.6
Responses	829	839	840	822	838	810	836	831	853	835

Directorates 2

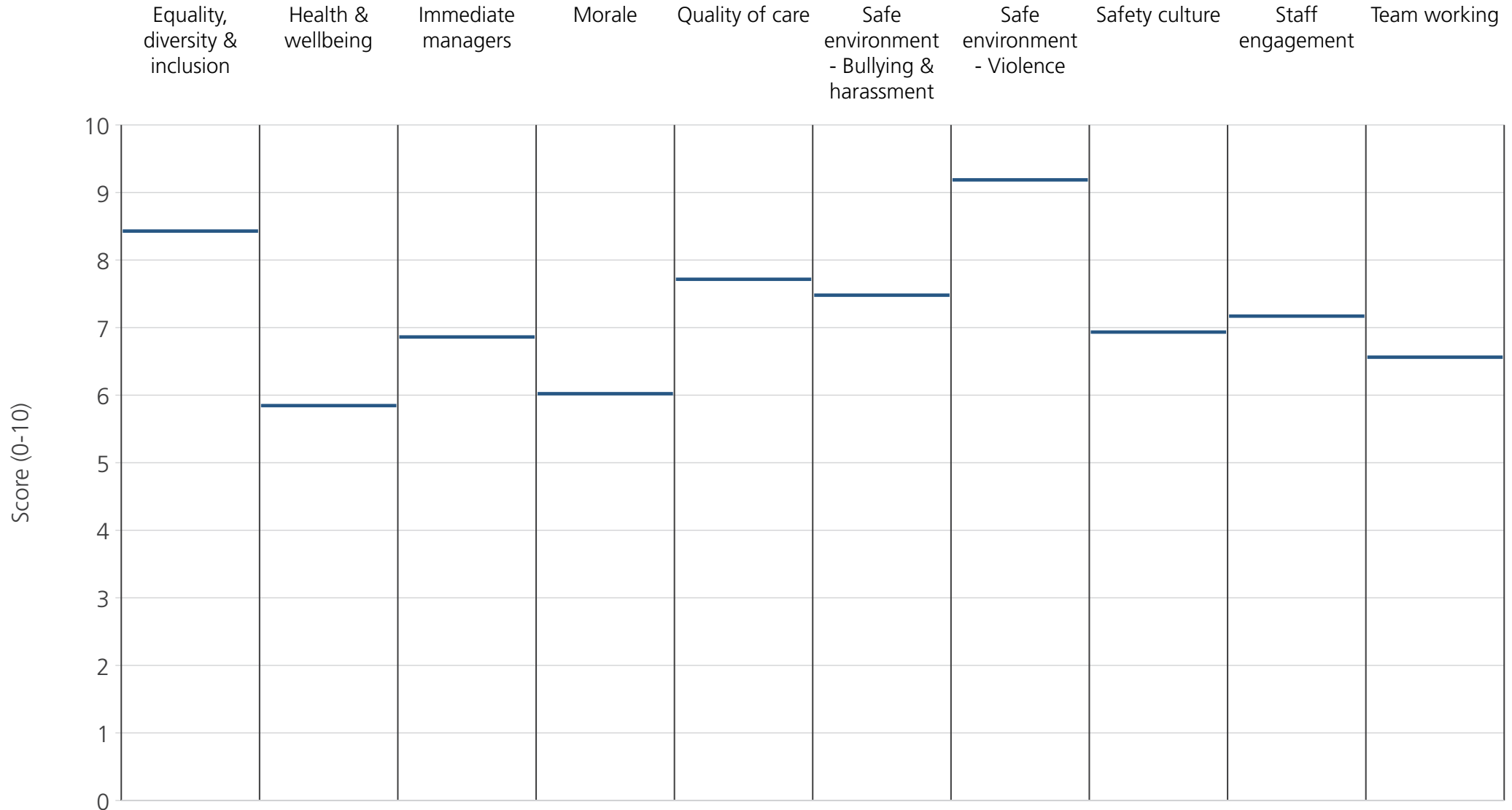
Chelsea and Westminster Hospital NHS Foundation Trust
2020 NHS Staff Survey Results



Directorate	8.5	5.9	6.9	6.0	7.7	7.5	9.3	6.9	7.2	6.6
Your org	8.4	5.8	6.9	6.0	7.7	7.5	9.2	6.9	7.2	6.6
Responses	2319	2338	2342	2305	2189	2265	2333	2325	2365	2334



Directorate	8.3	5.7	6.9	6.1	7.7	7.5	9.0	6.9	7.2	6.6
Your org	8.4	5.8	6.9	6.0	7.7	7.5	9.2	6.9	7.2	6.6
Responses	1225	1235	1236	1225	1209	1194	1231	1228	1241	1215



Directorate										
Your org	8.4	5.8	6.9	6.0	7.7	7.5	9.2	6.9	7.2	6.6
Responses	9	9	9	9	1	9	9	9	9	9