

# University Hospitals Birmingham NHS Foundation Trust

2020 NHS Staff Survey

**Directorate Report**

**Contents**

Introduction . . . . .	3
Themes – Directorates 1 . . . . .	4
Good Hope Hospital . . . . .	5
Heartlands Hospital . . . . .	6
Queen Elizabeth Hospital . . . . .	7
Solihull Hospital & Community . . . . .	8
Themes – Directorates 2 . . . . .	9
Corporate . . . . .	10
Division 1 . . . . .	11
Division 2 . . . . .	12
Division 3 . . . . .	13
Division 4 . . . . .	14
Division 5 . . . . .	15
Division 6 . . . . .	16
Research . . . . .	17

This directorate report for University Hospitals Birmingham NHS Foundation Trust contains results by directorate for themes from the 2020 NHS Staff Survey. These results are compared to the unweighted average for your organisation.

**Please note:** It is possible that there are differences between the 'Your org' scores reported in this directorate report and those in the benchmark report. This is because the results in the benchmark report are weighted to allow for fair comparisons between organisations of a similar type. However, in this report comparisons are made within your organisation so the unweighted organisation result is a more appropriate point of comparison.

The directorate breakdowns used in this report were provided and defined by University Hospitals Birmingham NHS Foundation Trust. Details of how the theme scores were calculated are included in the Technical Document, available to download from our [results website](#).

## Key features

Breakdown type and **directorate name** are specified in the header. Black text in the header is hyperlinked: clicking on '2020 NHS Staff Survey Results' navigates back to the contents page.

Directorate results are presented in the context of the (unweighted) **organisation average ('Your org')**, so it is easy to tell if a directorate is performing better or worse than the organisation average. For all themes, a higher score is a better result than a lower score.

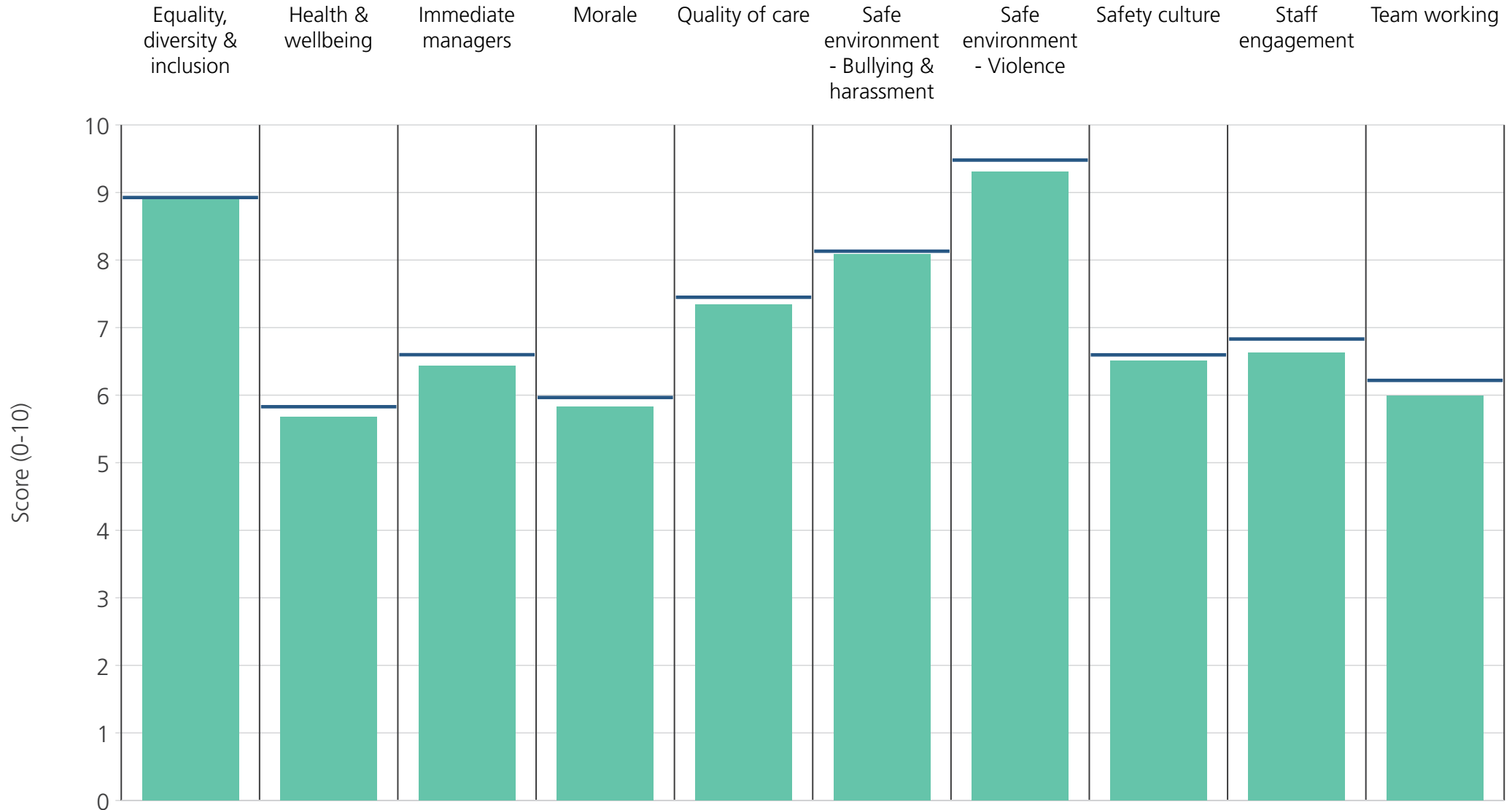
The **number of responses** feeding into each theme score **for the given directorate** is specified below the table containing the directorate and trust scores.



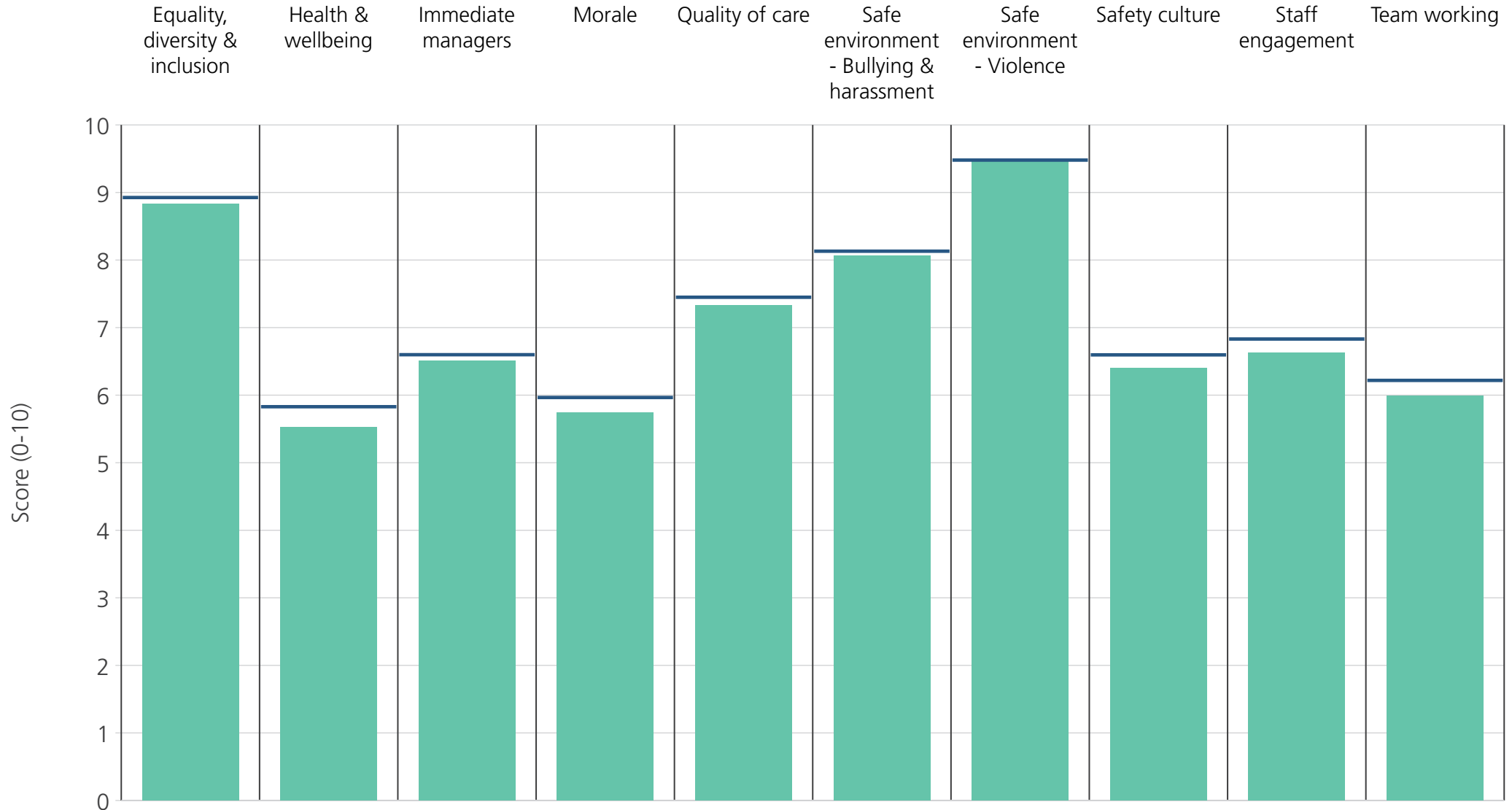
**! Note:** when there are less than 11 responses in a group, results are suppressed to protect staff confidentiality

# Directorates 1

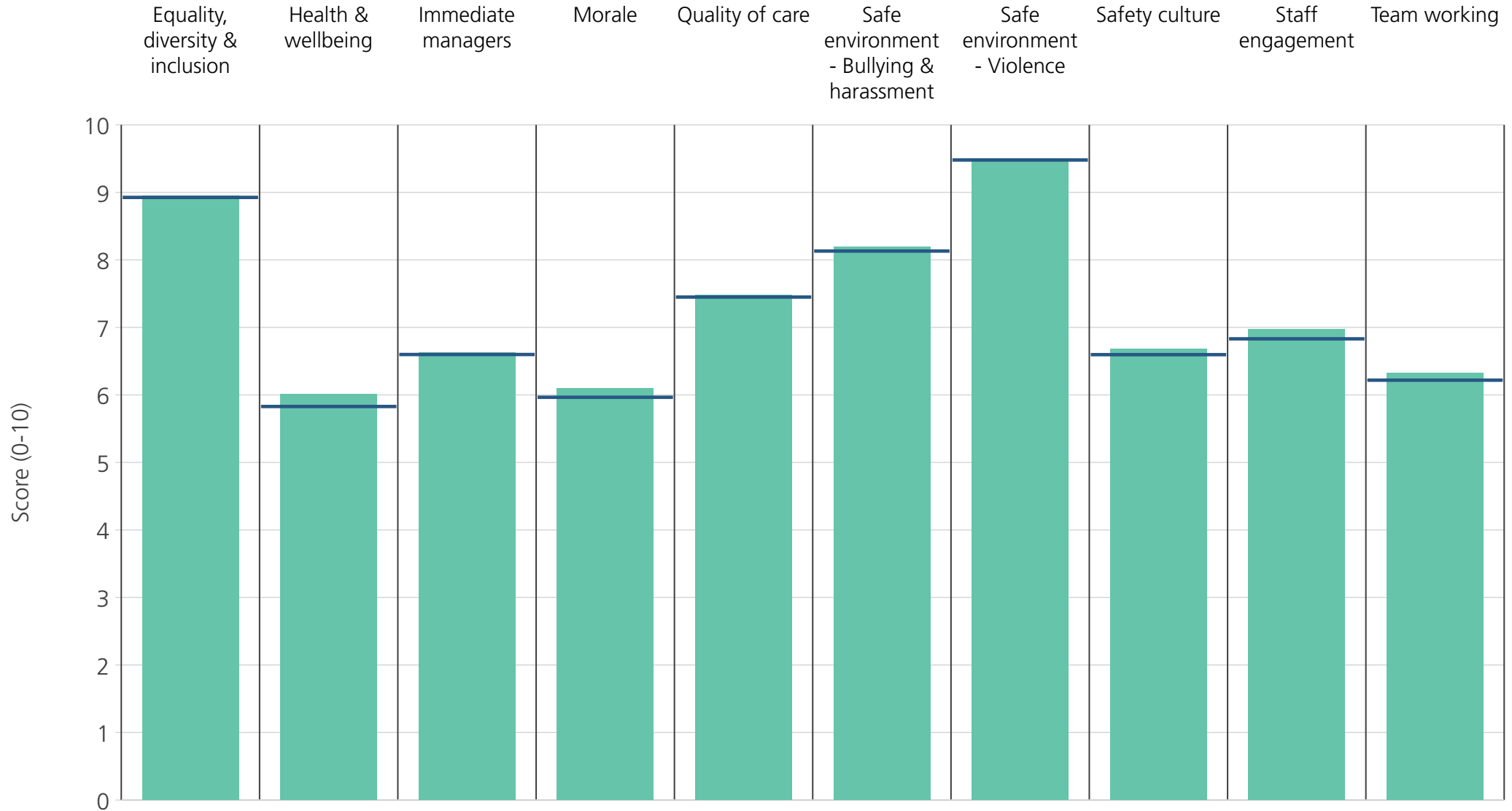
University Hospitals Birmingham NHS Foundation Trust  
2020 NHS Staff Survey Results



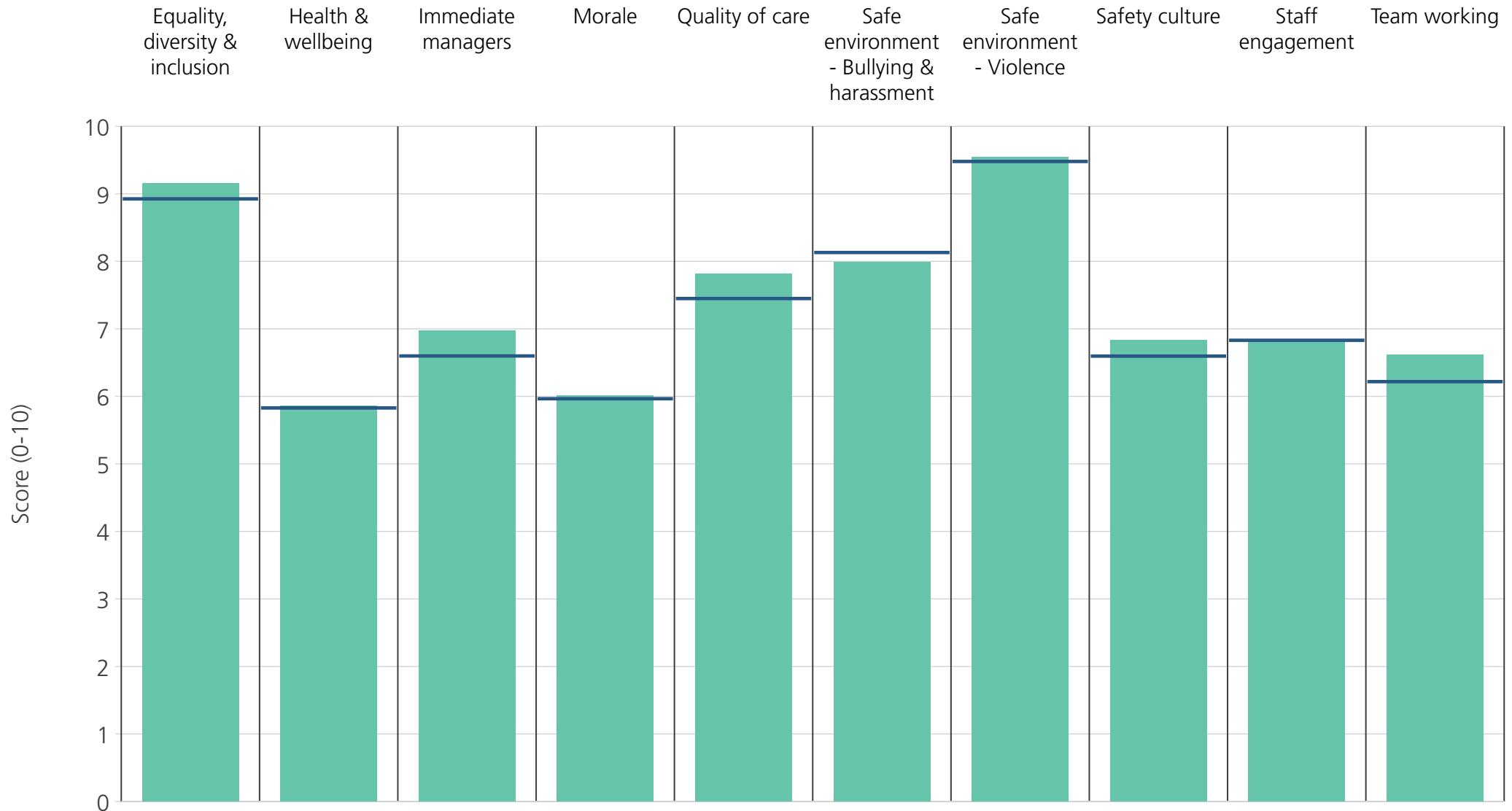
<b>Directorate</b>	8.9	5.7	6.4	5.8	7.3	8.1	9.3	6.5	6.6	6.0
<b>Your org</b>	8.9	5.8	6.6	6.0	7.4	8.1	9.5	6.6	6.8	6.2
<b>Responses</b>	633	636	635	627	588	614	633	631	648	635



<b>Directorate</b>	8.8	5.5	6.5	5.7	7.3	8.1	9.5	6.4	6.6	6.0
<b>Your org</b>	8.9	5.8	6.6	6.0	7.4	8.1	9.5	6.6	6.8	6.2
<b>Responses</b>	2160	2170	2181	2137	1913	2092	2152	2147	2213	2181



<b>Directorate</b>	8.9	6.0	6.6	6.1	7.5	8.2	9.5	6.7	7.0	6.3
<b>Your org</b>	8.9	5.8	6.6	6.0	7.4	8.1	9.5	6.6	6.8	6.2
<b>Responses</b>	4060	4075	4089	4014	3489	3911	4058	4048	4126	4076

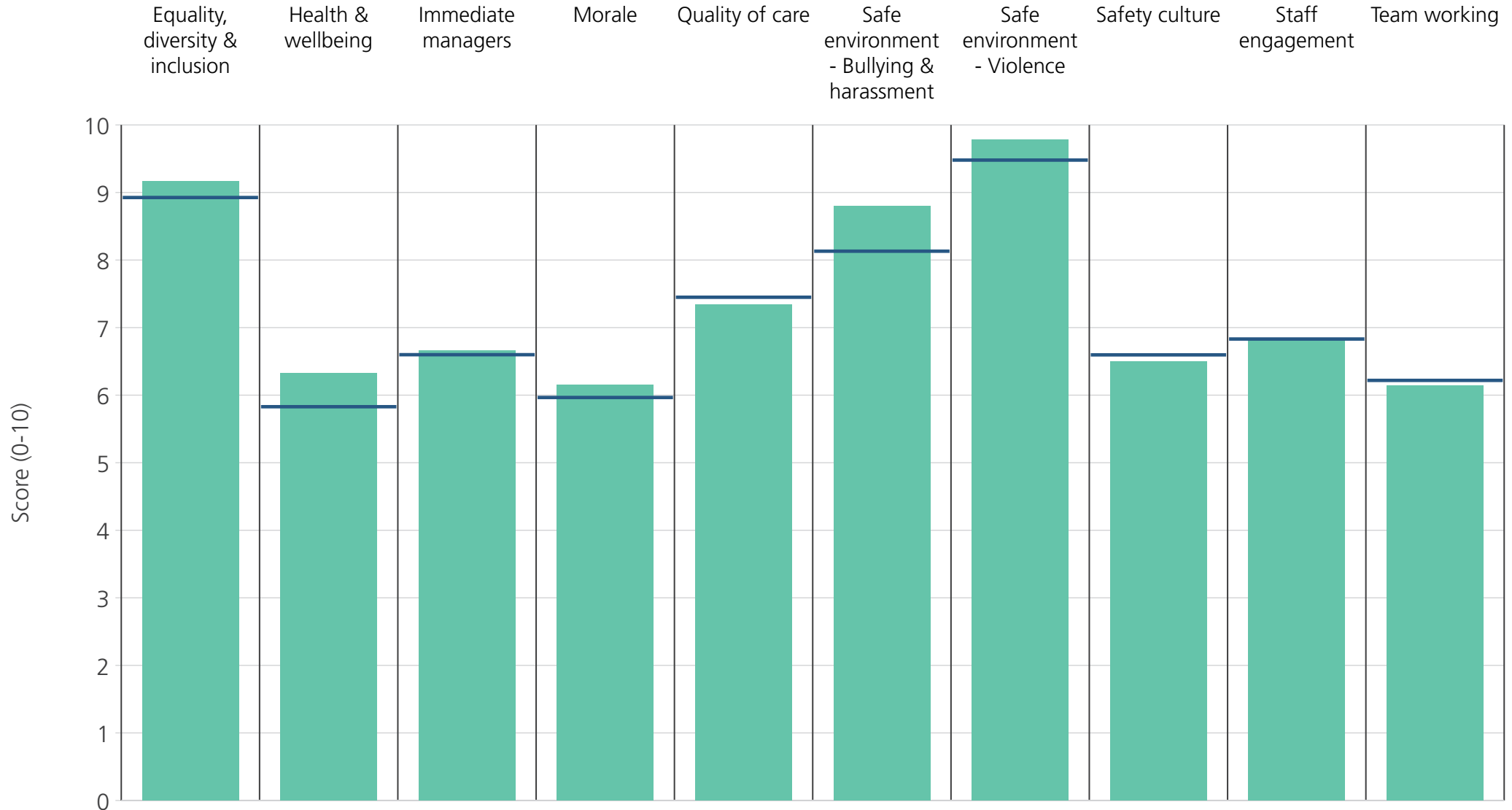


<b>Directorate</b>	9.2	5.9	7.0	6.0	7.8	8.0	9.5	6.8	6.8	6.6
<b>Your org</b>	8.9	5.8	6.6	6.0	7.4	8.1	9.5	6.6	6.8	6.2
<b>Responses</b>	523	529	529	519	490	505	525	521	546	537

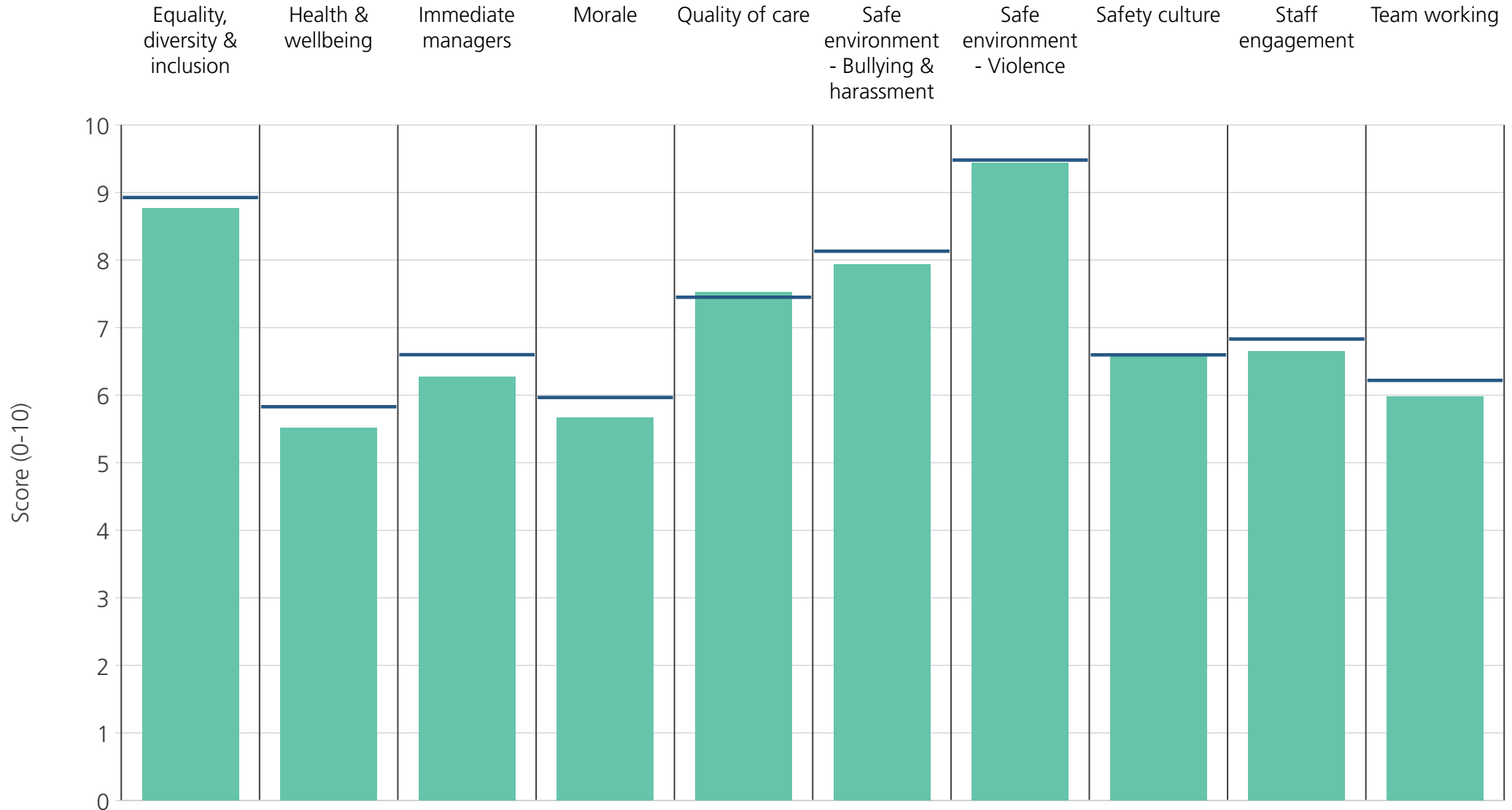


# Directorates 2

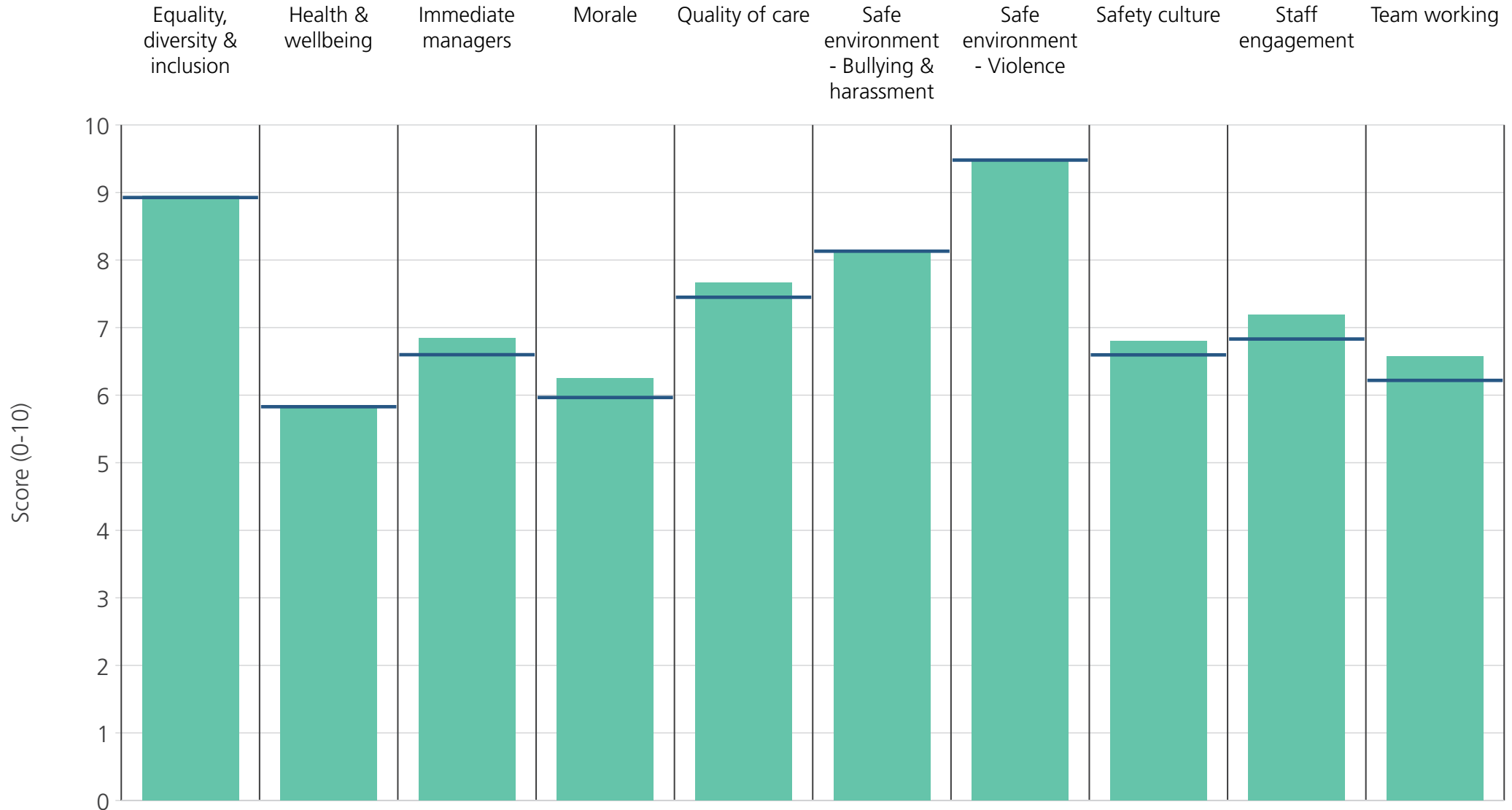
University Hospitals Birmingham NHS Foundation Trust  
2020 NHS Staff Survey Results



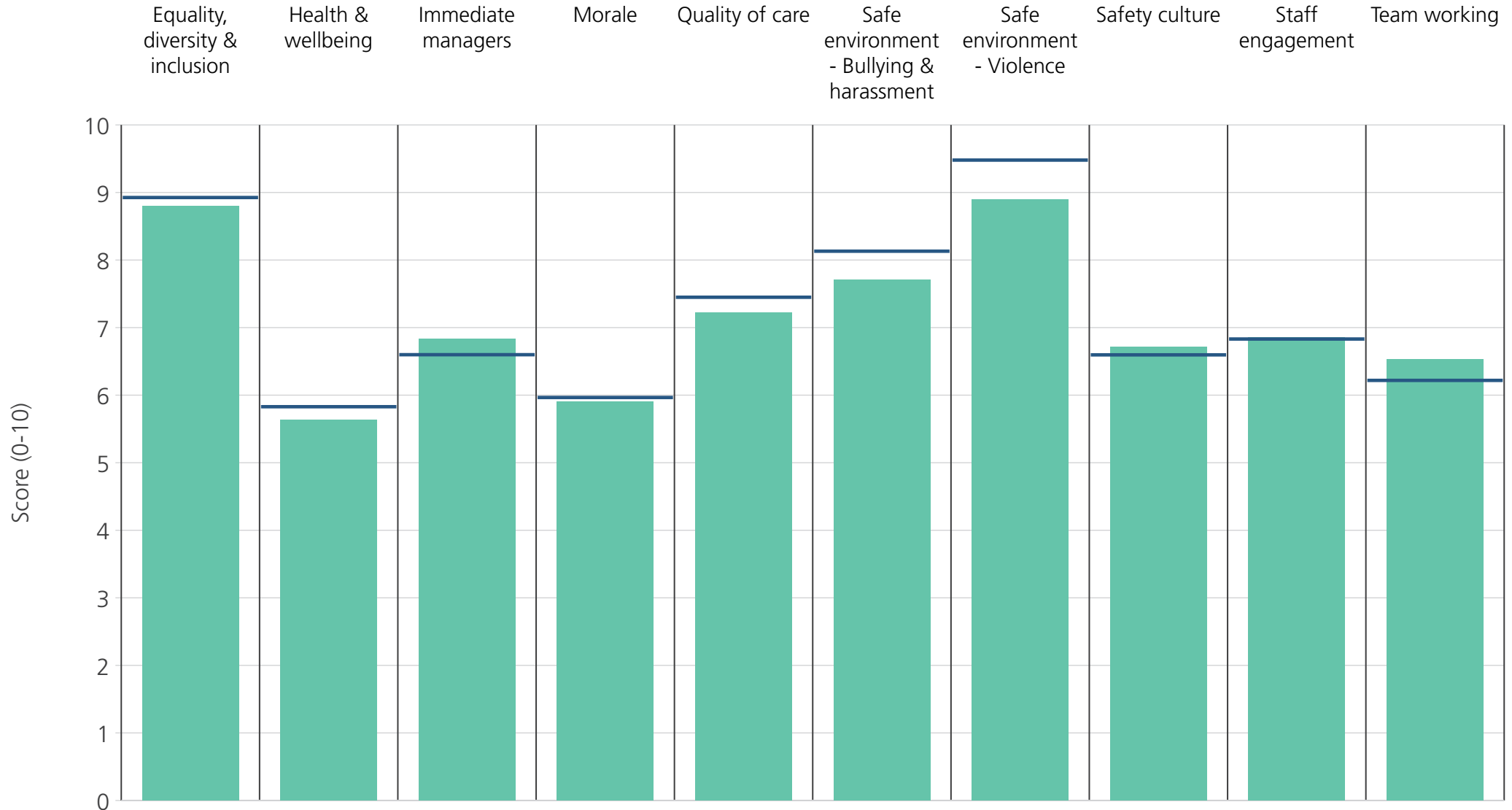
<b>Directorate</b>	9.2	6.3	6.7	6.2	7.3	8.8	9.8	6.5	6.8	6.1
<b>Your org</b>	8.9	5.8	6.6	6.0	7.4	8.1	9.5	6.6	6.8	6.2
<b>Responses</b>	1928	1938	1939	1914	1263	1839	1917	1924	1947	1909



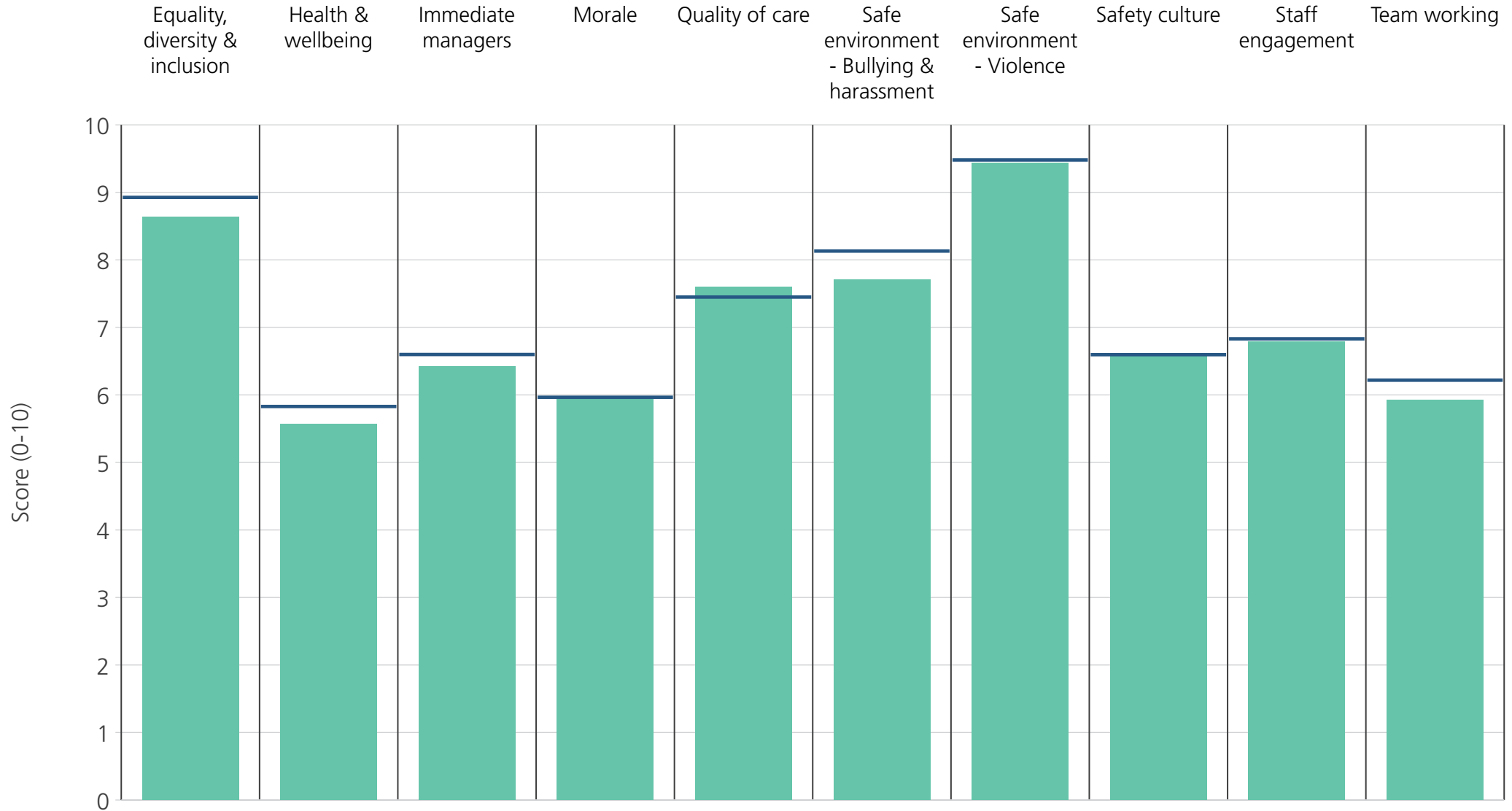
<b>Directorate</b>	8.8	5.5	6.3	5.7	7.5	7.9	9.4	6.6	6.7	6.0
<b>Your org</b>	8.9	5.8	6.6	6.0	7.4	8.1	9.5	6.6	6.8	6.2
<b>Responses</b>	1505	1508	1512	1486	1441	1454	1504	1498	1533	1518



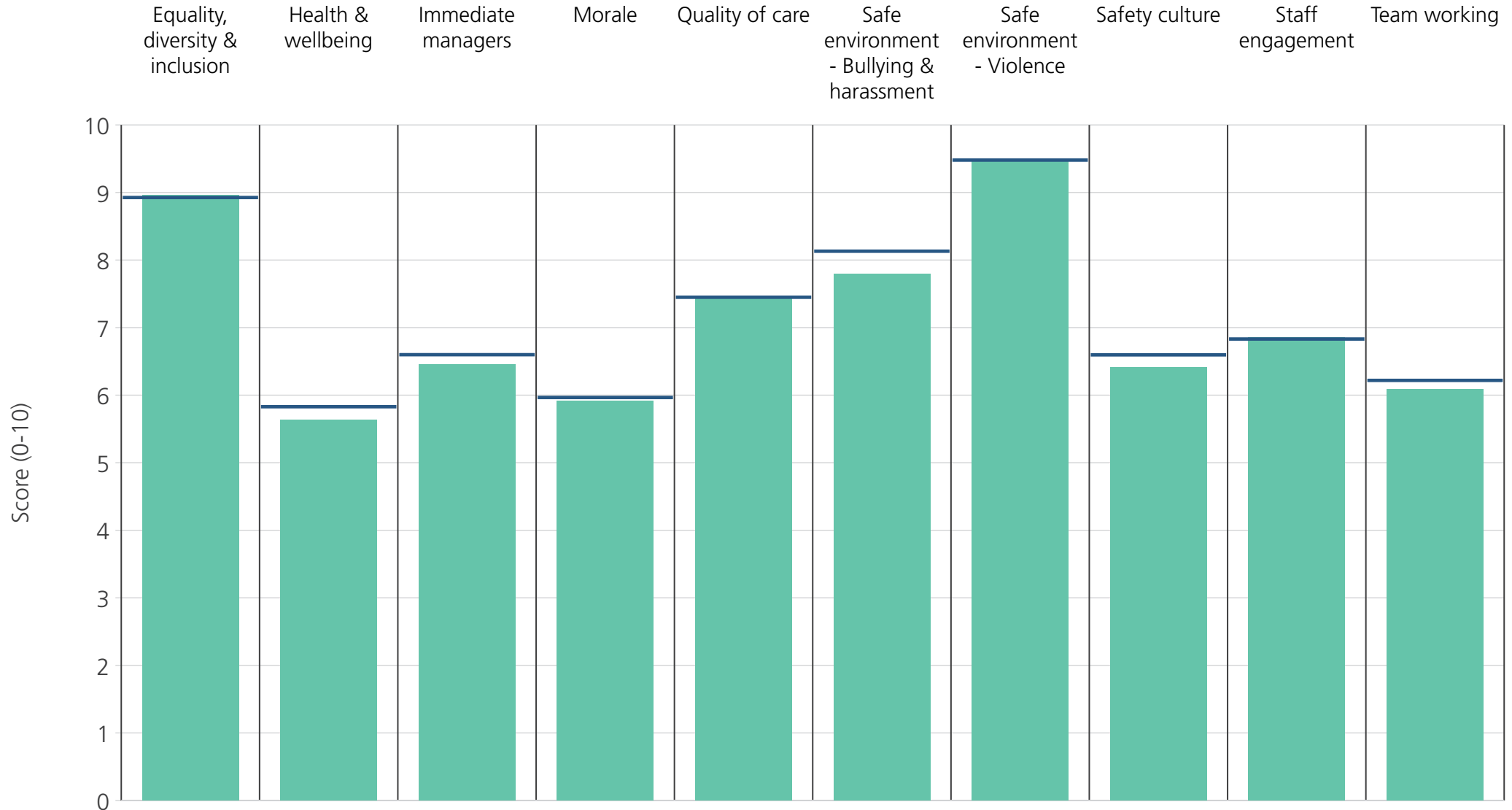
<b>Directorate</b>	9.0	5.9	6.8	6.2	7.7	8.1	9.5	6.8	7.2	6.6
<b>Your org</b>	8.9	5.8	6.6	6.0	7.4	8.1	9.5	6.6	6.8	6.2
<b>Responses</b>	806	813	816	799	778	782	808	804	832	823



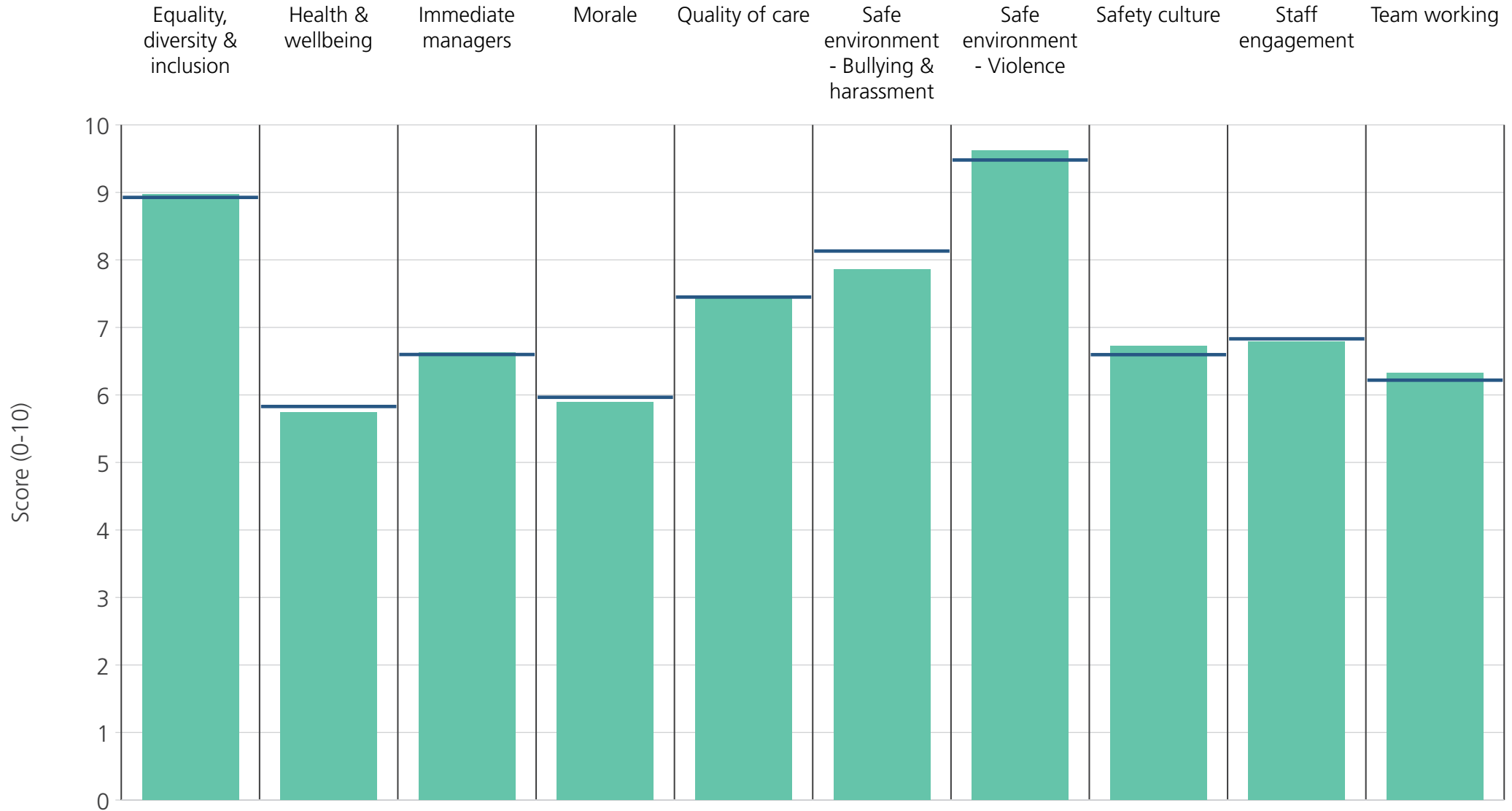
<b>Directorate</b>	8.8	5.6	6.8	5.9	7.2	7.7	8.9	6.7	6.9	6.5
<b>Your org</b>	8.9	5.8	6.6	6.0	7.4	8.1	9.5	6.6	6.8	6.2
<b>Responses</b>	1113	1119	1124	1101	1077	1092	1113	1103	1148	1131



<b>Directorate</b>	8.6	5.6	6.4	5.9	7.6	7.7	9.4	6.6	6.8	5.9
<b>Your org</b>	8.9	5.8	6.6	6.0	7.4	8.1	9.5	6.6	6.8	6.2
<b>Responses</b>	699	704	706	691	685	675	699	697	720	714

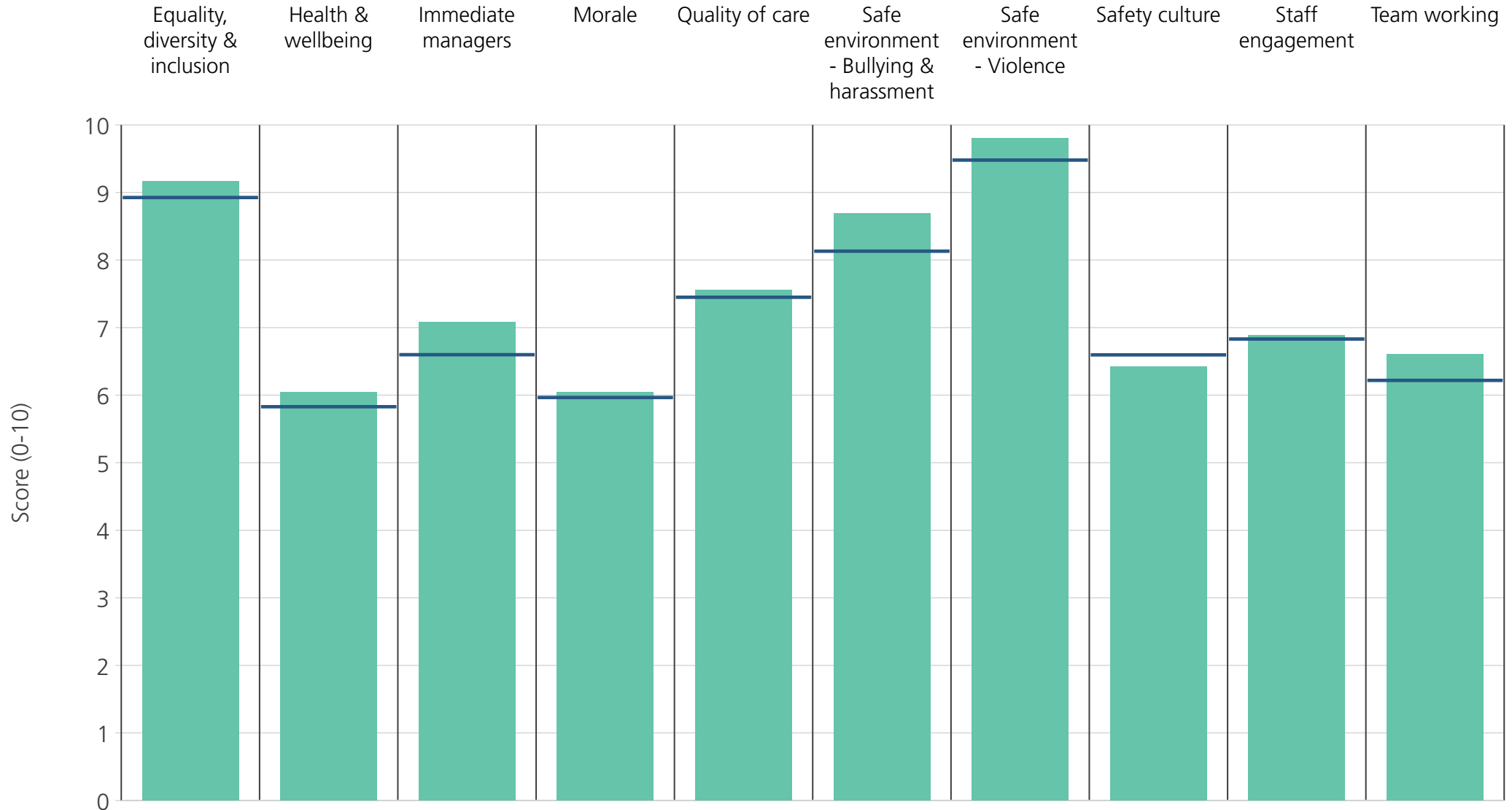


<b>Directorate</b>	9.0	5.6	6.5	5.9	7.4	7.8	9.5	6.4	6.9	6.1
<b>Your org</b>	8.9	5.8	6.6	6.0	7.4	8.1	9.5	6.6	6.8	6.2
<b>Responses</b>	513	516	519	503	500	498	516	512	526	517



<b>Directorate</b>	9.0	5.7	6.6	5.9	7.5	7.9	9.6	6.7	6.8	6.3
<b>Your org</b>	8.9	5.8	6.6	6.0	7.4	8.1	9.5	6.6	6.8	6.2
<b>Responses</b>	590	590	594	584	571	567	589	587	600	590





<b>Directorate</b>	9.2	6.0	7.1	6.0	7.6	8.7	9.8	6.4	6.9	6.6
<b>Your org</b>	8.9	5.8	6.6	6.0	7.4	8.1	9.5	6.6	6.8	6.2
<b>Responses</b>	222	222	224	219	165	215	222	222	227	227