

# Pennine Acute Hospitals NHS Trust

2020 NHS Staff Survey

**Directorate Report**

**Contents**

Introduction . . . . .	3	352 NM Integrated Medicine (N) . . . . .	26
Themes – Directorates 1 . . . . .	4	352 Oldham CO Estates & Facilities (SE) . . . . .	27
352 Bury & Rochdale CO . . . . .	5	352 Operational Delivery (CRP) . . . . .	28
352 Corporate . . . . .	6	352 Pathology (SC) . . . . .	29
352 Diagnostics & Pharmacy . . . . .	7	352 Pharmacy (SC) . . . . .	30
352 Estates & Facilities . . . . .	8	352 Radiology (SC) . . . . .	31
352 North Manchester CO . . . . .	9	352 Women & Children's Division (N) . . . . .	32
352 Royal Oldham CO . . . . .	10	352 Women & Children's Division (O) . . . . .	33
Themes – Directorates 2 . . . . .	11	352 Workforce & HR (CRP) . . . . .	34
352 B&R CO - Estates & Facilities (SE) . . . . .	12	Other . . . . .	35
352 Bury Elective Care (BR) . . . . .	13		
352 Chief Executive, Strategy & Communications (CRP) . . . . .	14		
352 Chief Nurse (CRP) . . . . .	15		
352 Division of Medicine (O) . . . . .	16		
352 Division of Surgery & Hosted Services (O) . . . . .	17		
352 Division of Surgery (N) . . . . .	18		
352 Finance (CRP) . . . . .	19		
352 HMR Integrated Care (BR) . . . . .	20		
352 Hosted Service (BR) . . . . .	21		
352 IM&T - Technology, Clinical Coding & BI (CRP) . . . . .	22		
352 Learning & OD (CRP) . . . . .	23		
352 Medical Director (CRP) . . . . .	24		
352 NM CO - Estates & Facilities (SE) . . . . .	25		

This directorate report for Pennine Acute Hospitals NHS Trust contains results by directorate for themes from the 2020 NHS Staff Survey. These results are compared to the unweighted average for your organisation.

**Please note:** It is possible that there are differences between the 'Your org' scores reported in this directorate report and those in the benchmark report. This is because the results in the benchmark report are weighted to allow for fair comparisons between organisations of a similar type. However, in this report comparisons are made within your organisation so the unweighted organisation result is a more appropriate point of comparison.

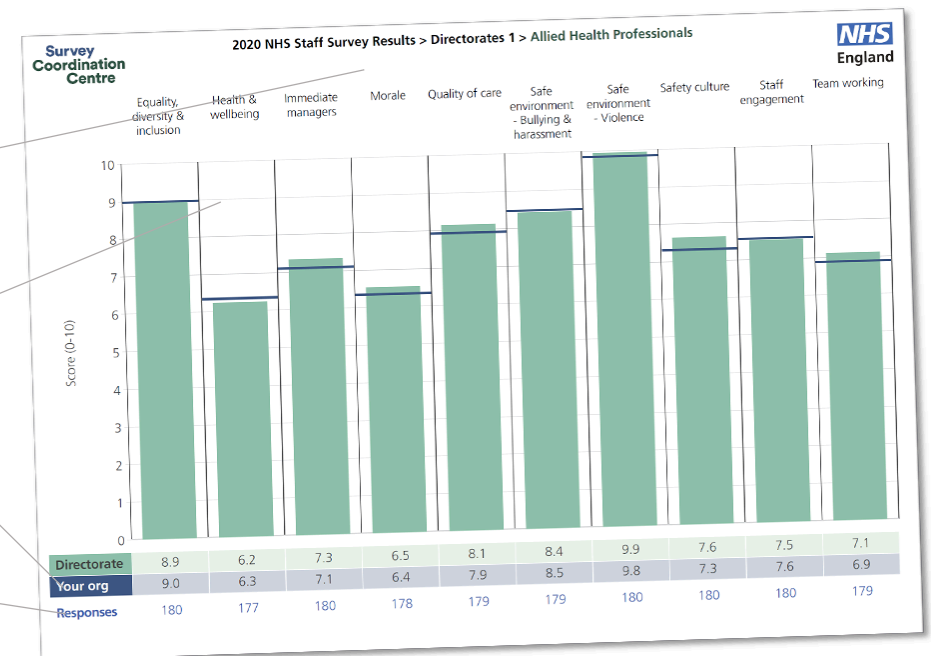
The directorate breakdowns used in this report were provided and defined by Pennine Acute Hospitals NHS Trust. Details of how the theme scores were calculated are included in the Technical Document, available to download from our [results website](#).

## Key features

Breakdown type and **directorate name** are specified in the header. Black text in the header is hyperlinked: clicking on '2020 NHS Staff Survey Results' navigates back to the contents page.

Directorate results are presented in the context of the (unweighted) **organisation average ('Your org')**, so it is easy to tell if a directorate is performing better or worse than the organisation average. For all themes, a higher score is a better result than a lower score.

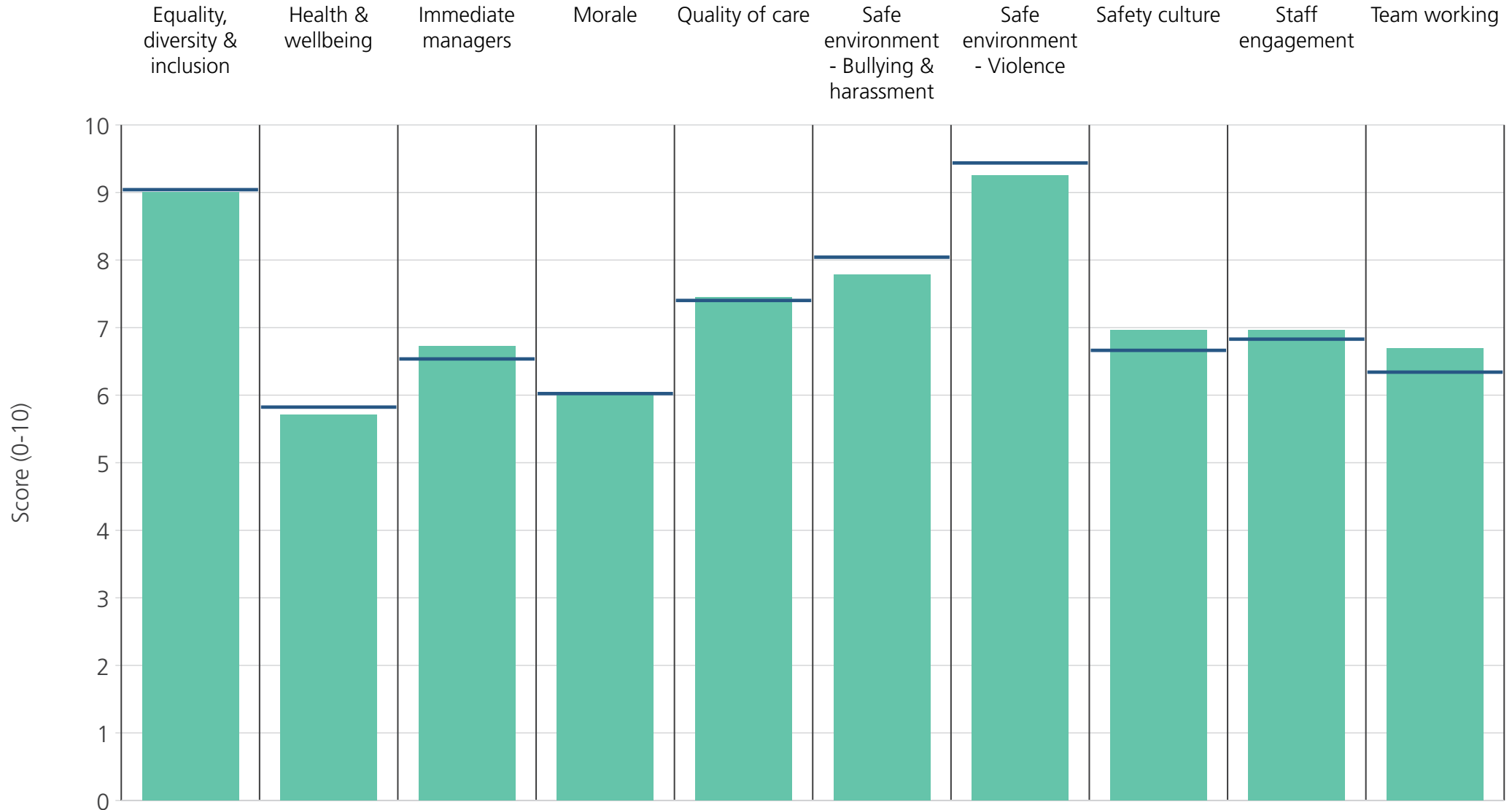
The **number of responses** feeding into each theme score **for the given directorate** is specified below the table containing the directorate and trust scores.



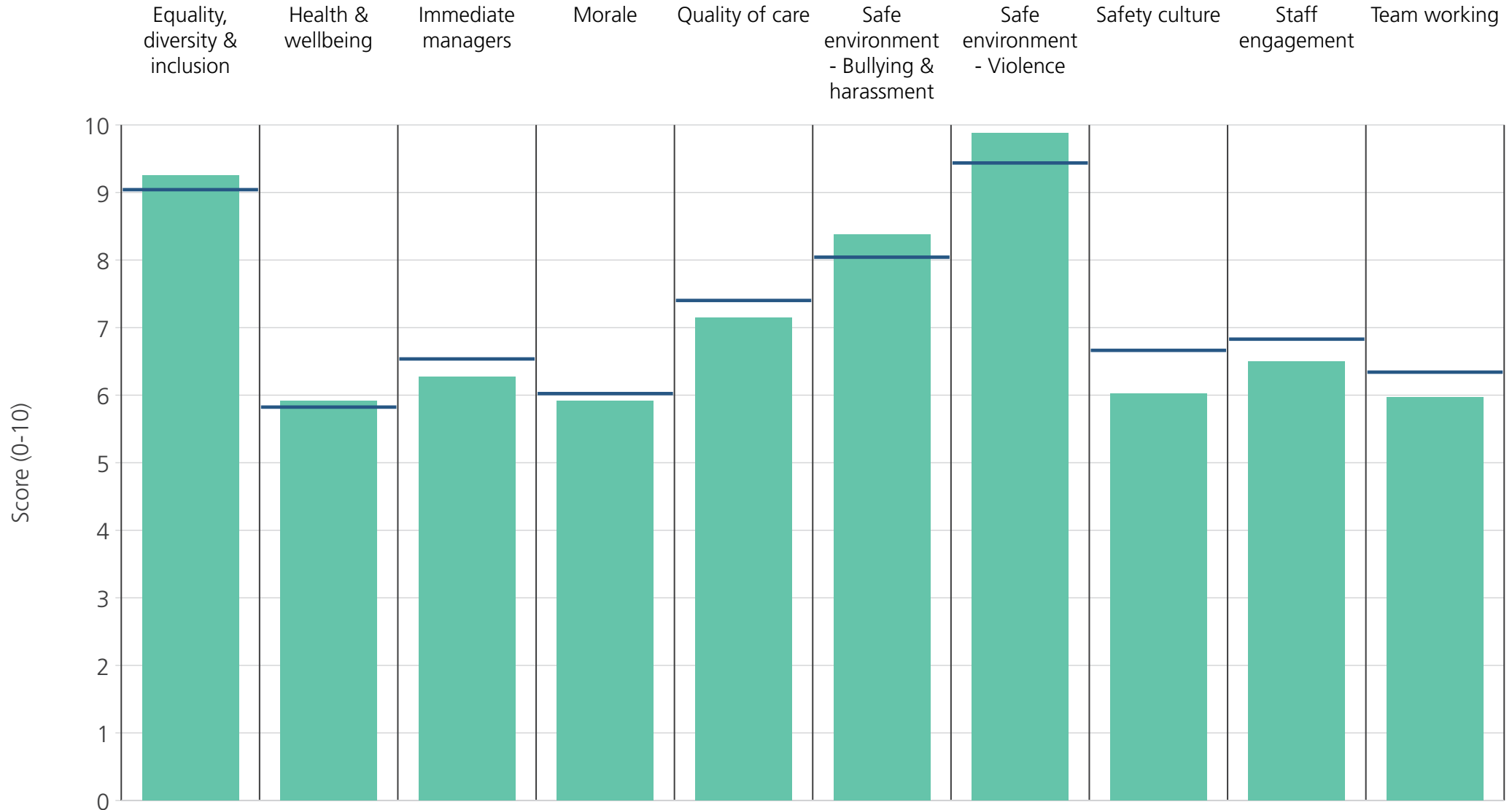
**! Note:** when there are less than 11 responses in a group, results are suppressed to protect staff confidentiality

# Directorates 1

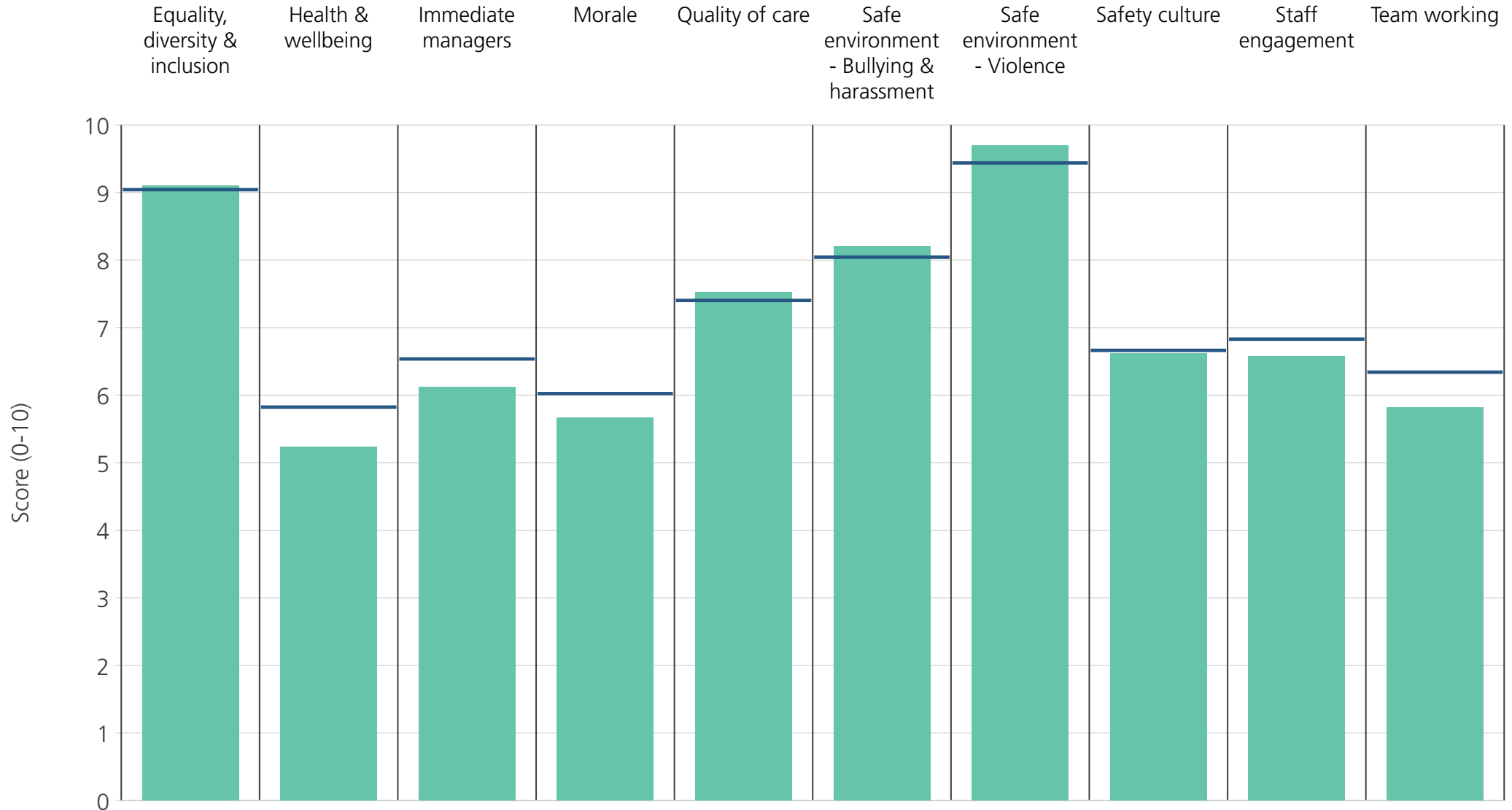
Pennine Acute Hospitals NHS Trust  
2020 NHS Staff Survey Results



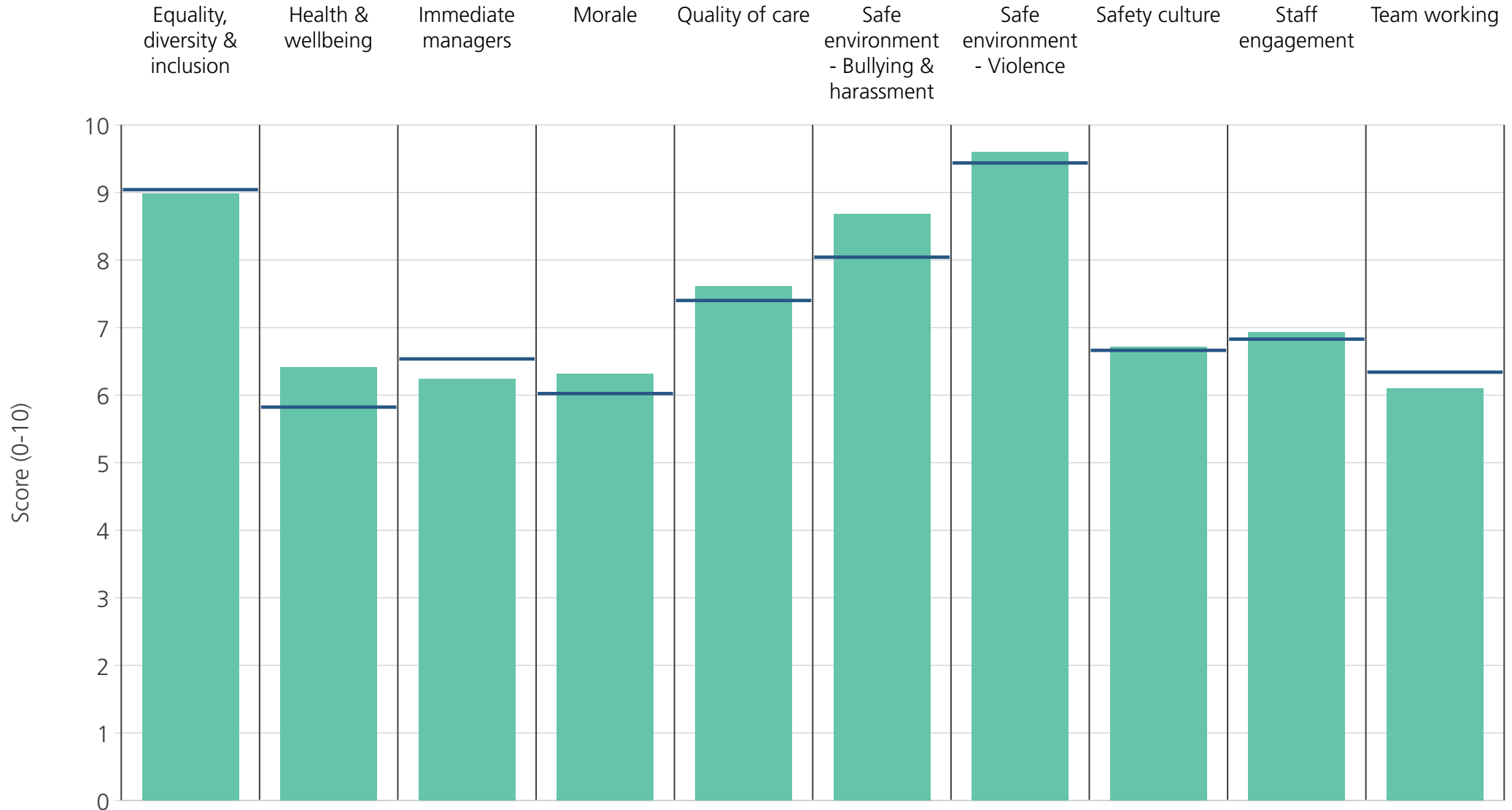
<b>Directorate</b>	9.0	5.7	6.7	6.0	7.4	7.8	9.3	7.0	7.0	6.7
<b>Your org</b>	9.0	5.8	6.5	6.0	7.4	8.0	9.4	6.7	6.8	6.3
<b>Responses</b>	699	702	705	691	677	675	699	695	715	706



<b>Directorate</b>	9.2	5.9	6.3	5.9	7.1	8.4	9.9	6.0	6.5	6.0
<b>Your org</b>	9.0	5.8	6.5	6.0	7.4	8.0	9.4	6.7	6.8	6.3
<b>Responses</b>	681	684	687	678	515	656	683	680	695	677

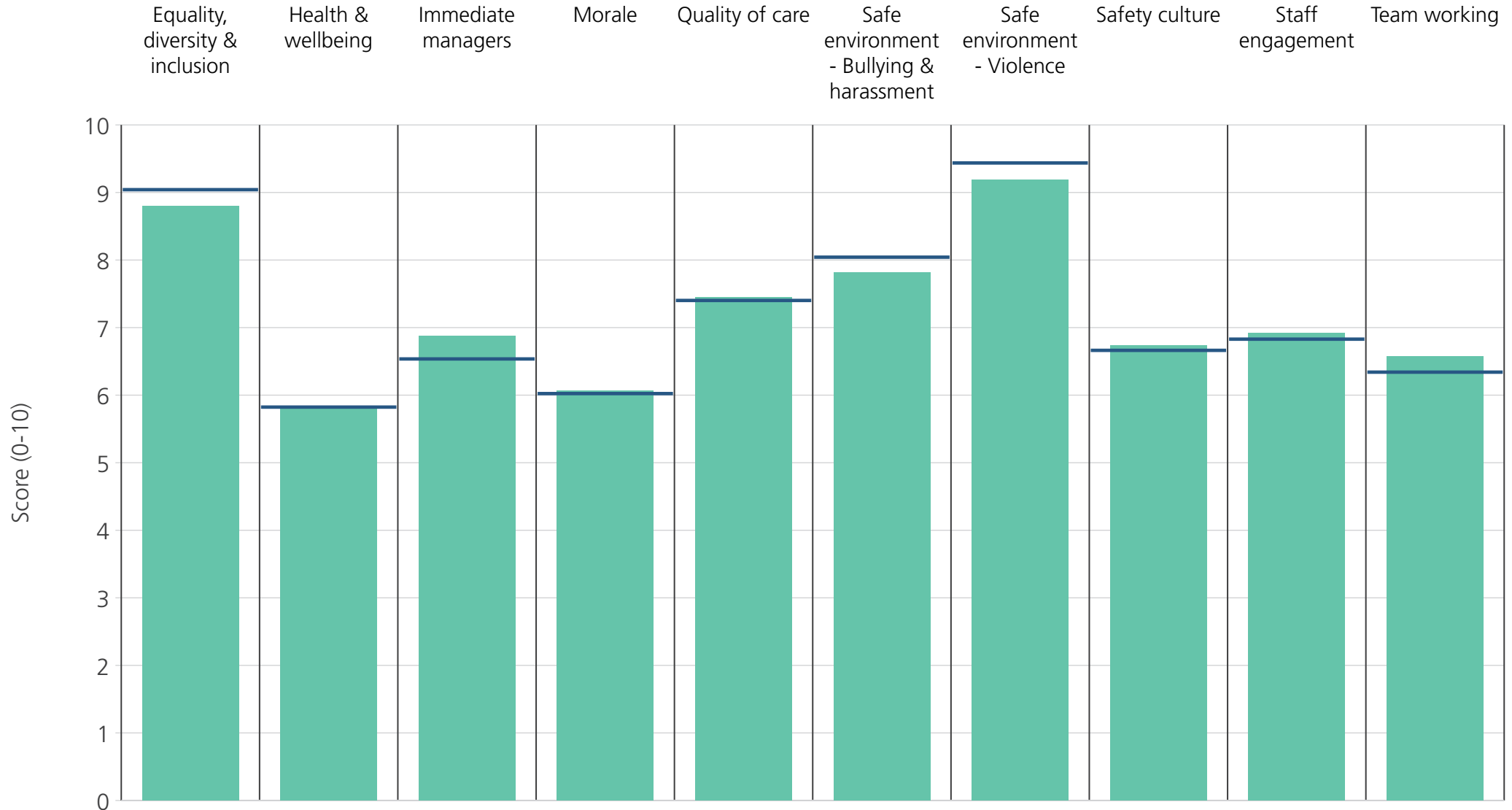


<b>Directorate</b>	9.1	5.2	6.1	5.7	7.5	8.2	9.7	6.6	6.6	5.8
<b>Your org</b>	9.0	5.8	6.5	6.0	7.4	8.0	9.4	6.7	6.8	6.3
<b>Responses</b>	362	364	366	361	343	347	364	361	371	361

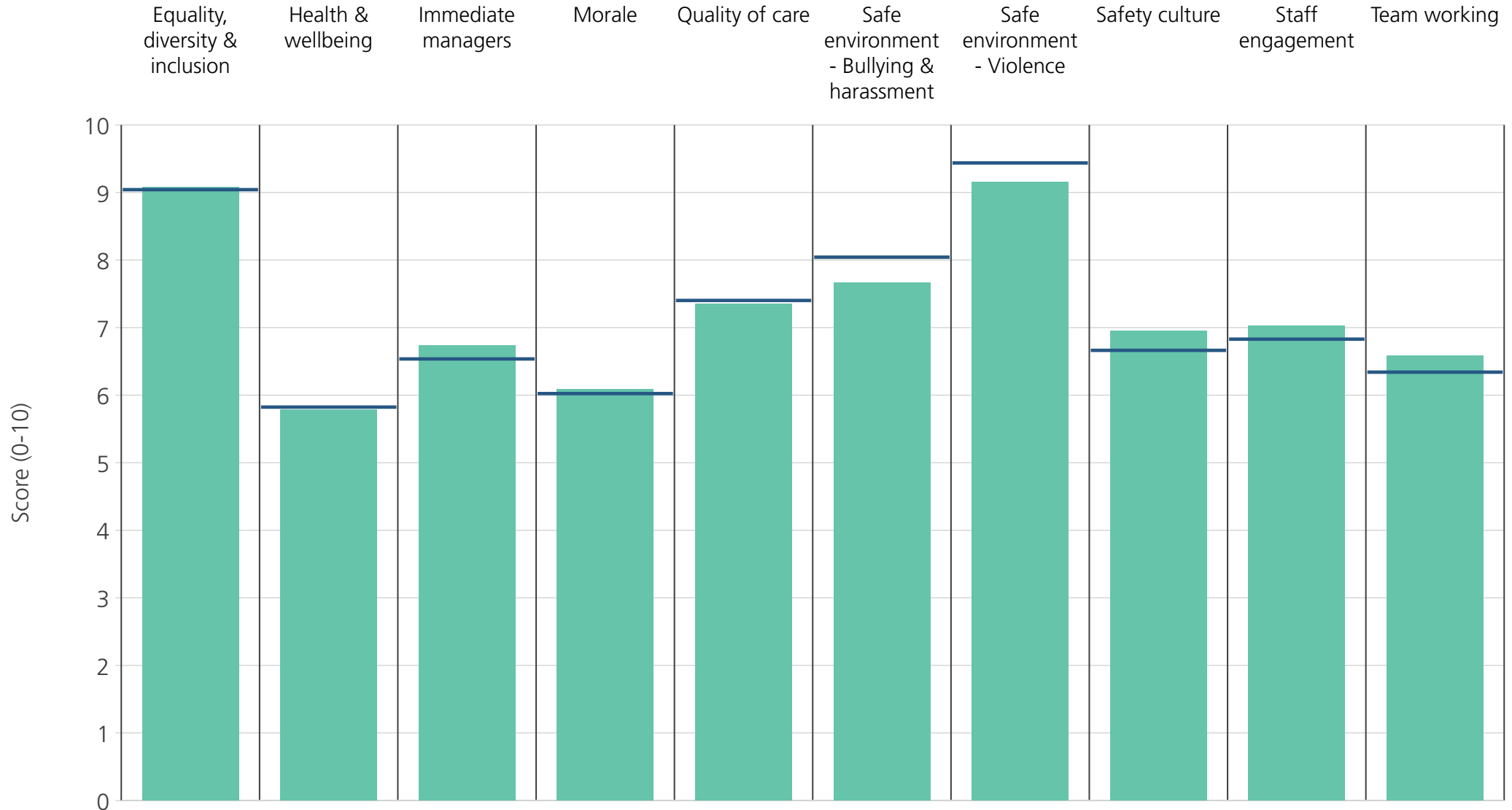


<b>Directorate</b>	9.0	6.4	6.2	6.3	7.6	8.7	9.6	6.7	6.9	6.1
<b>Your org</b>	9.0	5.8	6.5	6.0	7.4	8.0	9.4	6.7	6.8	6.3
<b>Responses</b>	439	447	436	424	316	419	420	435	436	422





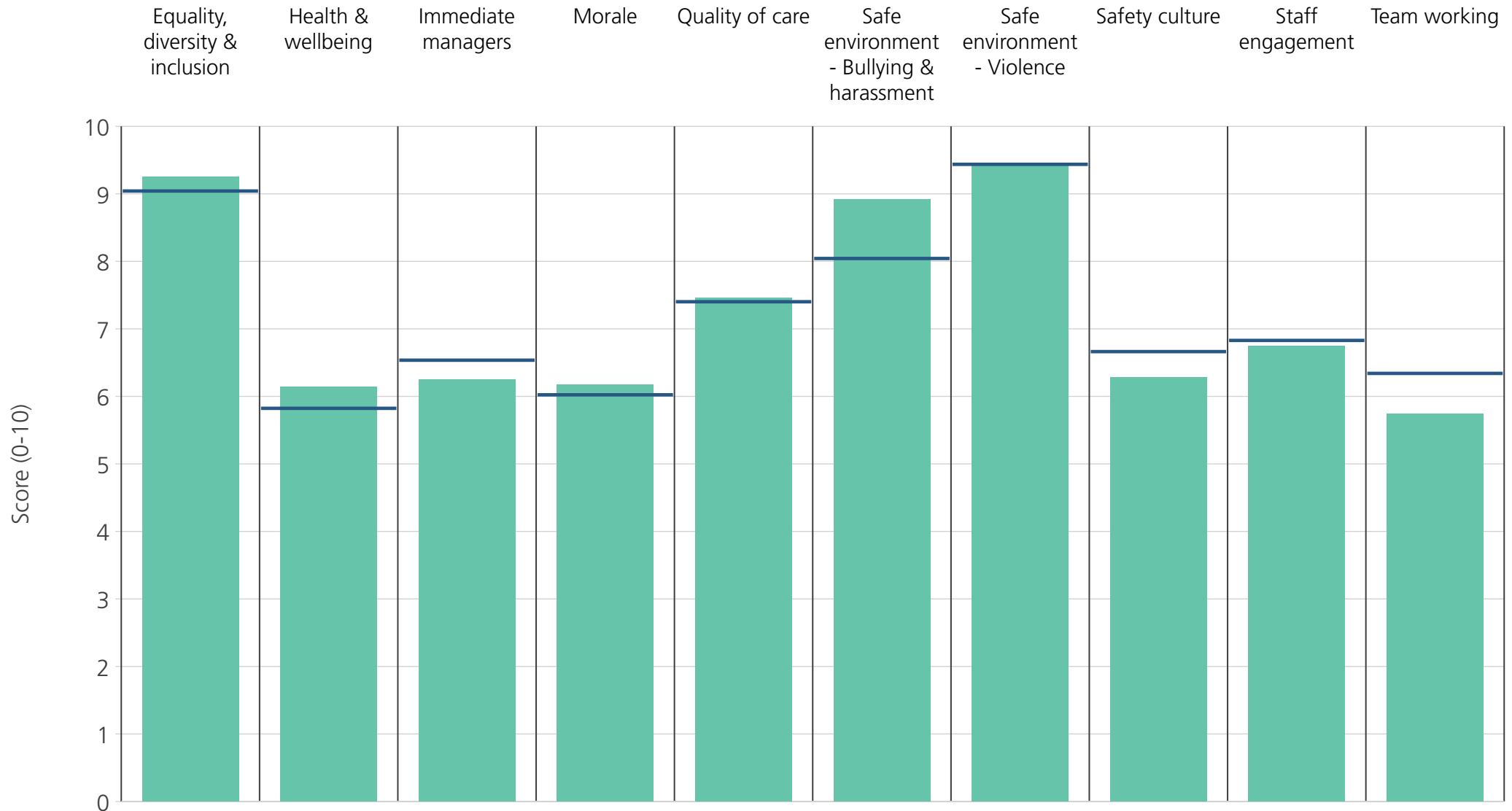
<b>Directorate</b>	8.8	5.8	6.9	6.1	7.4	7.8	9.2	6.7	6.9	6.6
<b>Your org</b>	9.0	5.8	6.5	6.0	7.4	8.0	9.4	6.7	6.8	6.3
<b>Responses</b>	586	586	589	576	563	573	583	582	600	590



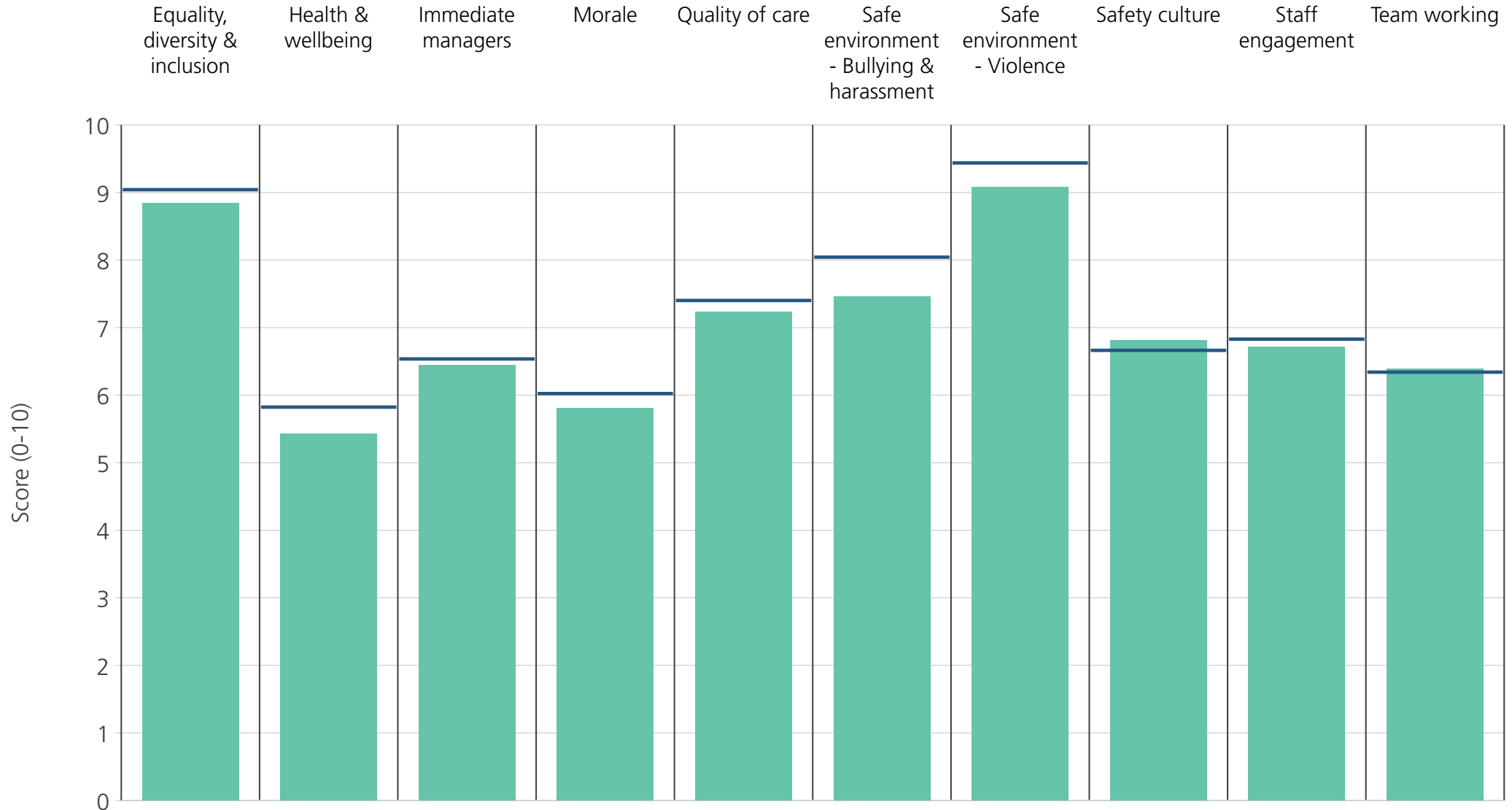
<b>Directorate</b>	9.1	5.8	6.7	6.1	7.4	7.7	9.2	7.0	7.0	6.6
<b>Your org</b>	9.0	5.8	6.5	6.0	7.4	8.0	9.4	6.7	6.8	6.3
<b>Responses</b>	640	646	646	632	602	623	644	640	658	654

# Directorates 2

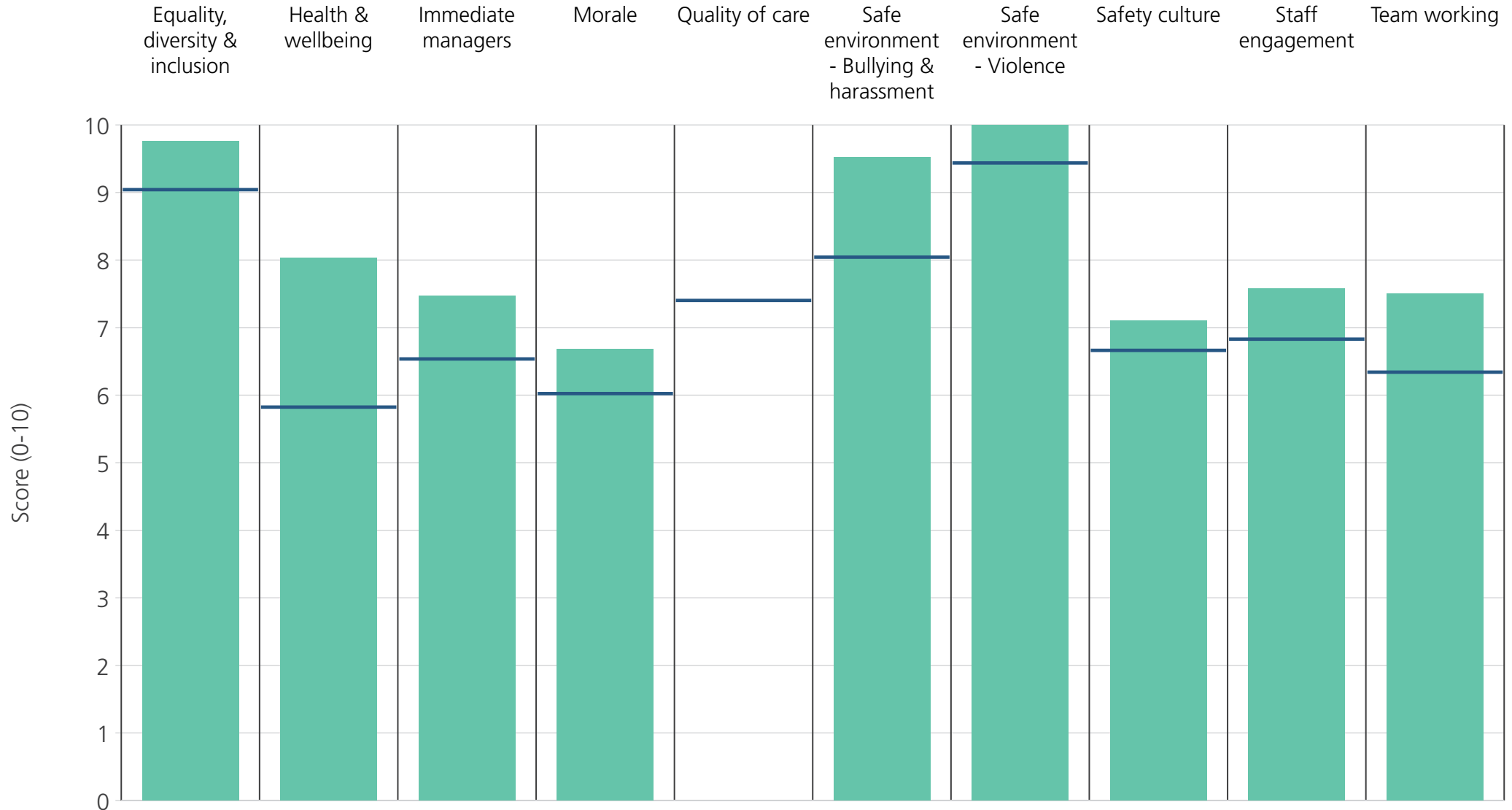
Pennine Acute Hospitals NHS Trust  
2020 NHS Staff Survey Results



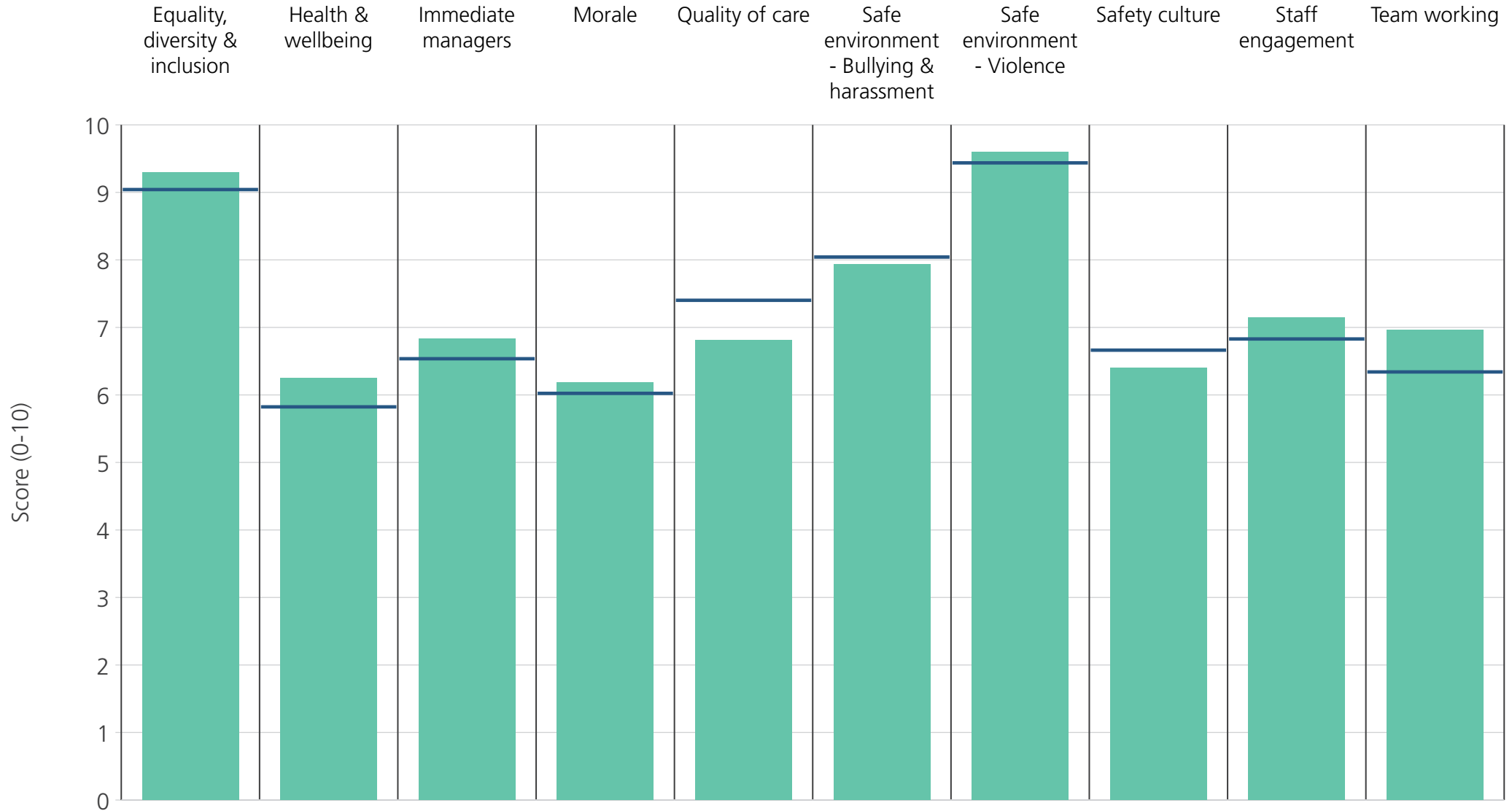
<b>Directorate</b>	9.3	6.1	6.3	6.2	7.5	8.9	9.4	6.3	6.7	5.7
<b>Your org</b>	9.0	5.8	6.5	6.0	7.4	8.0	9.4	6.7	6.8	6.3
<b>Responses</b>	74	75	75	72	57	74	72	73	75	73



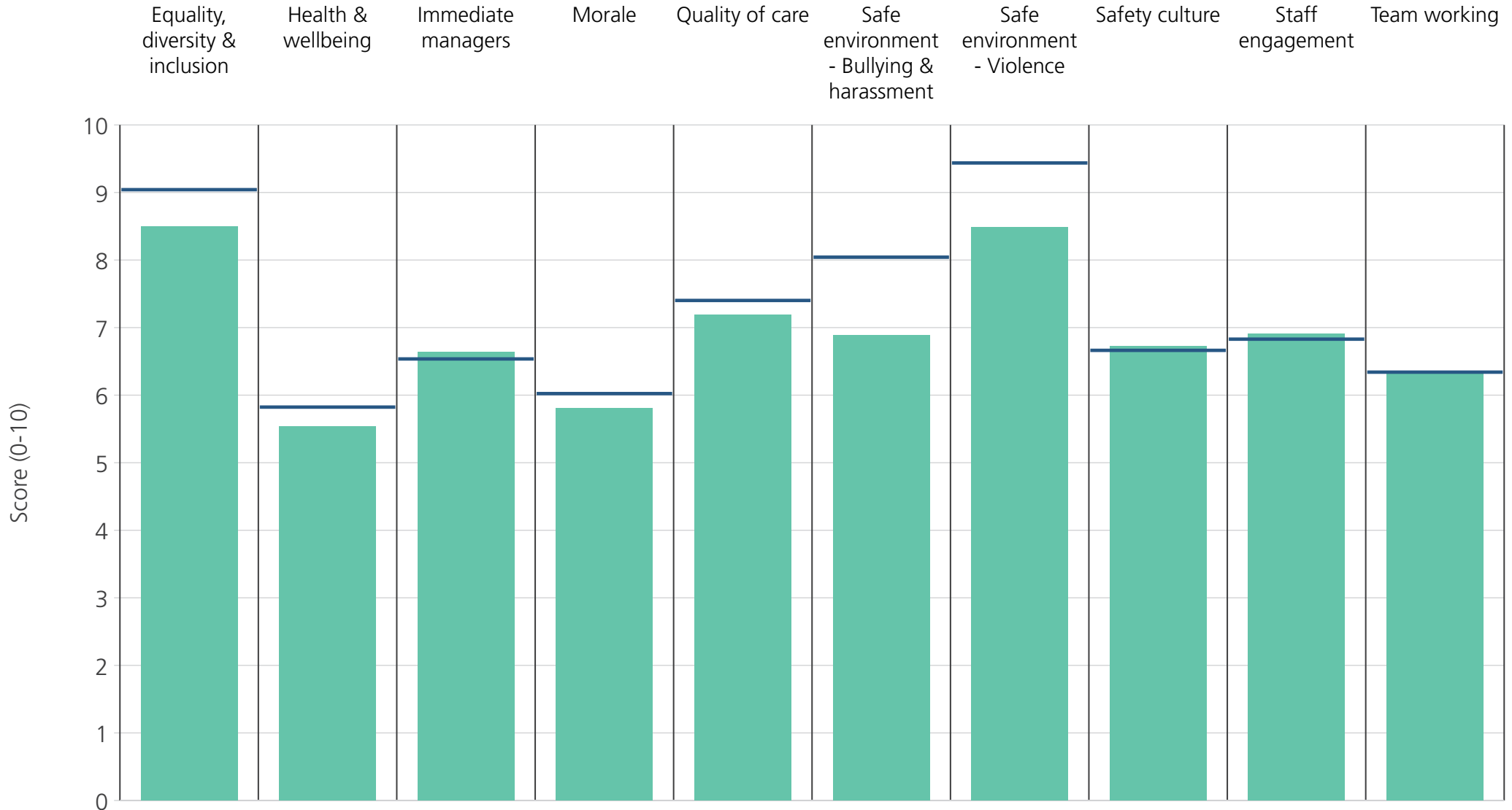
<b>Directorate</b>	8.8	5.4	6.4	5.8	7.2	7.5	9.1	6.8	6.7	6.4
<b>Your org</b>	9.0	5.8	6.5	6.0	7.4	8.0	9.4	6.7	6.8	6.3
<b>Responses</b>	370	370	371	365	360	355	367	367	375	370



<b>Directorate</b>	9.8	8.0	7.5	6.7	7.4	9.5	10.0	7.1	7.6	7.5
<b>Your org</b>	9.0	5.8	6.5	6.0	7.4	8.0	9.4	6.7	6.8	6.3
<b>Responses</b>	14	14	14	14	6	14	14	14	14	14

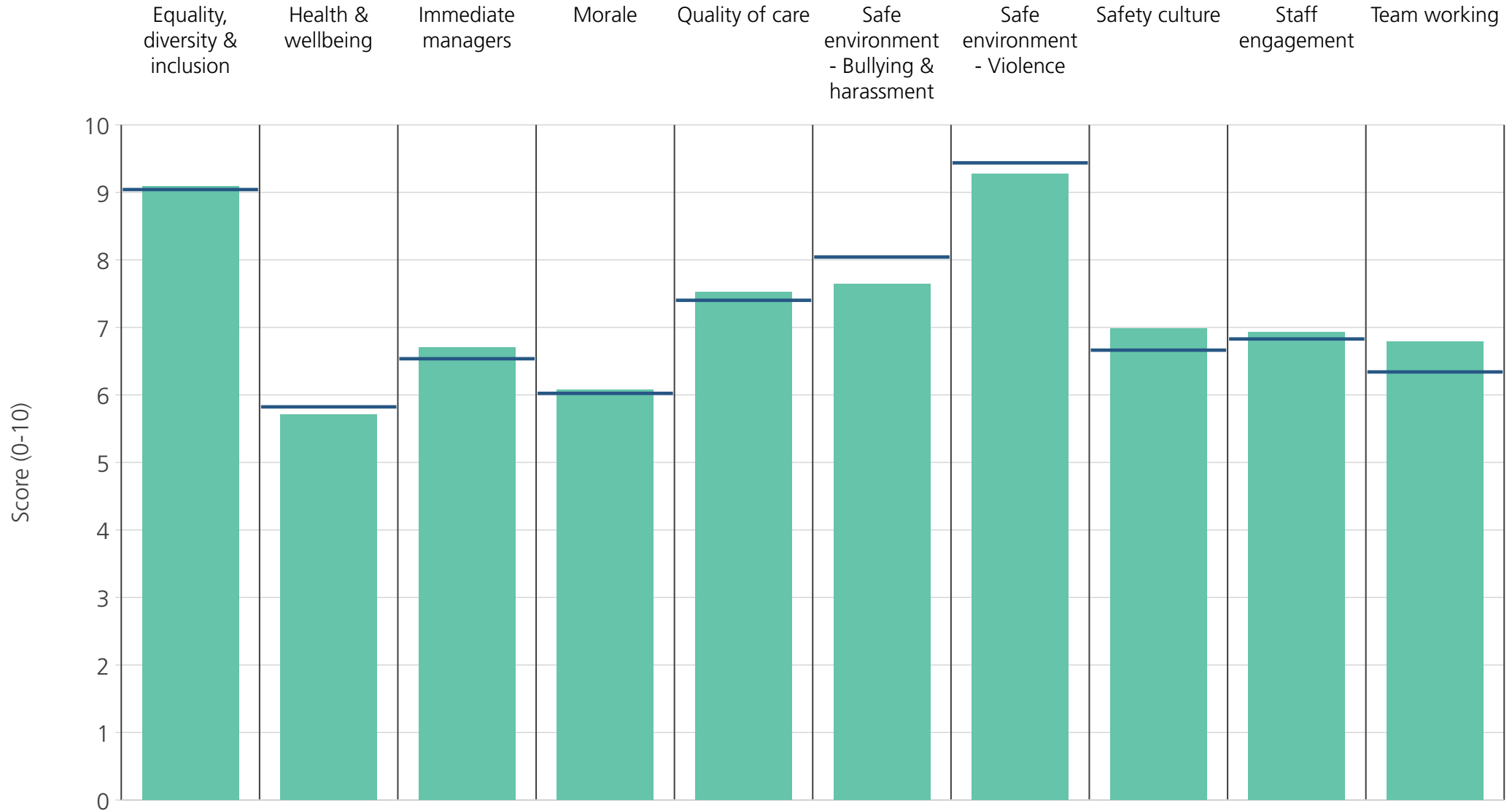


Directorate	9.3	6.3	6.8	6.2	6.8	7.9	9.6	6.4	7.2	7.0
Your org	9.0	5.8	6.5	6.0	7.4	8.0	9.4	6.7	6.8	6.3
Responses	132	132	133	132	116	129	132	132	133	132

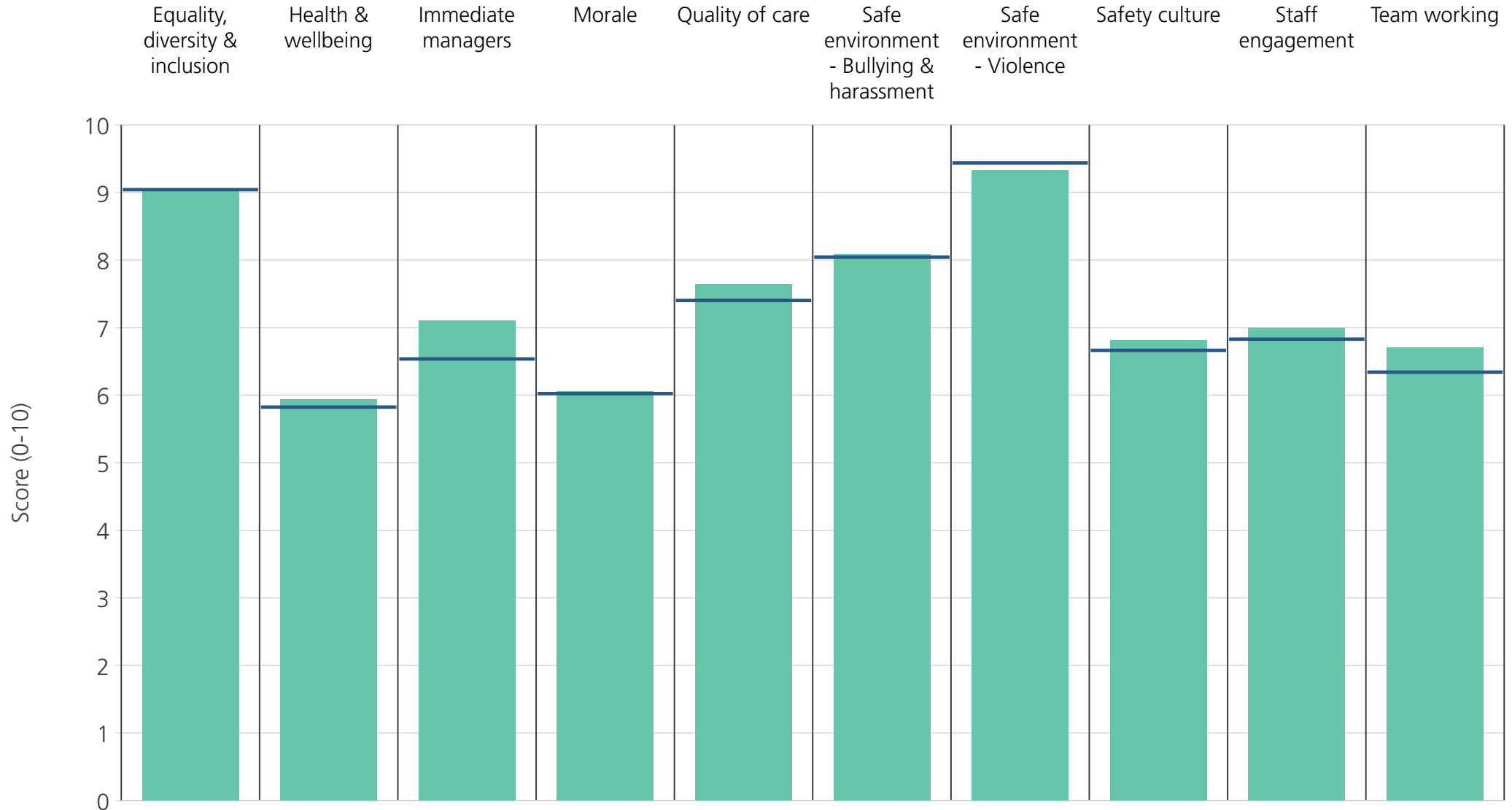


<b>Directorate</b>	8.5	5.5	6.6	5.8	7.2	6.9	8.5	6.7	6.9	6.3
<b>Your org</b>	9.0	5.8	6.5	6.0	7.4	8.0	9.4	6.7	6.8	6.3
<b>Responses</b>	184	186	185	183	171	180	185	185	192	189

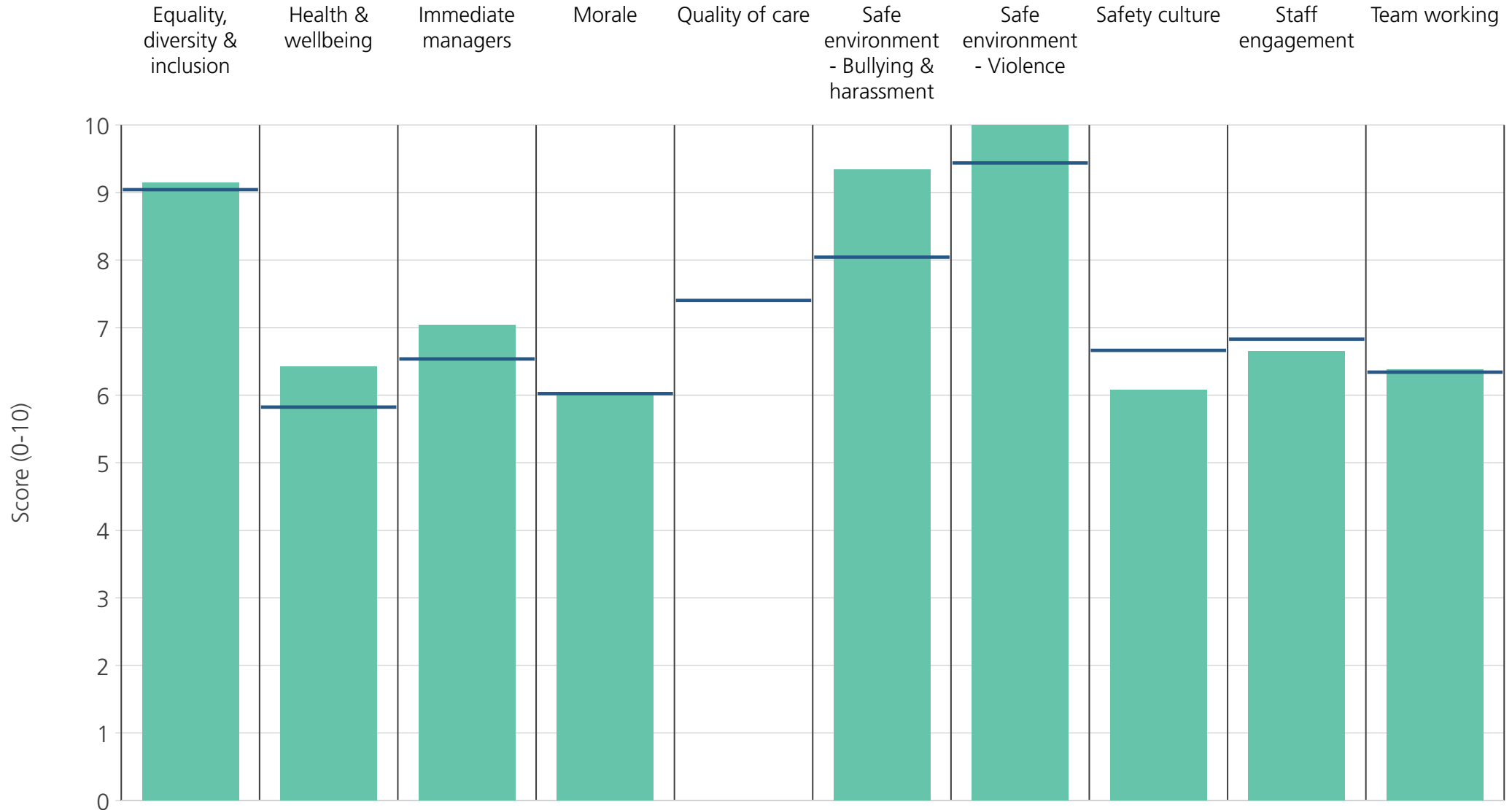




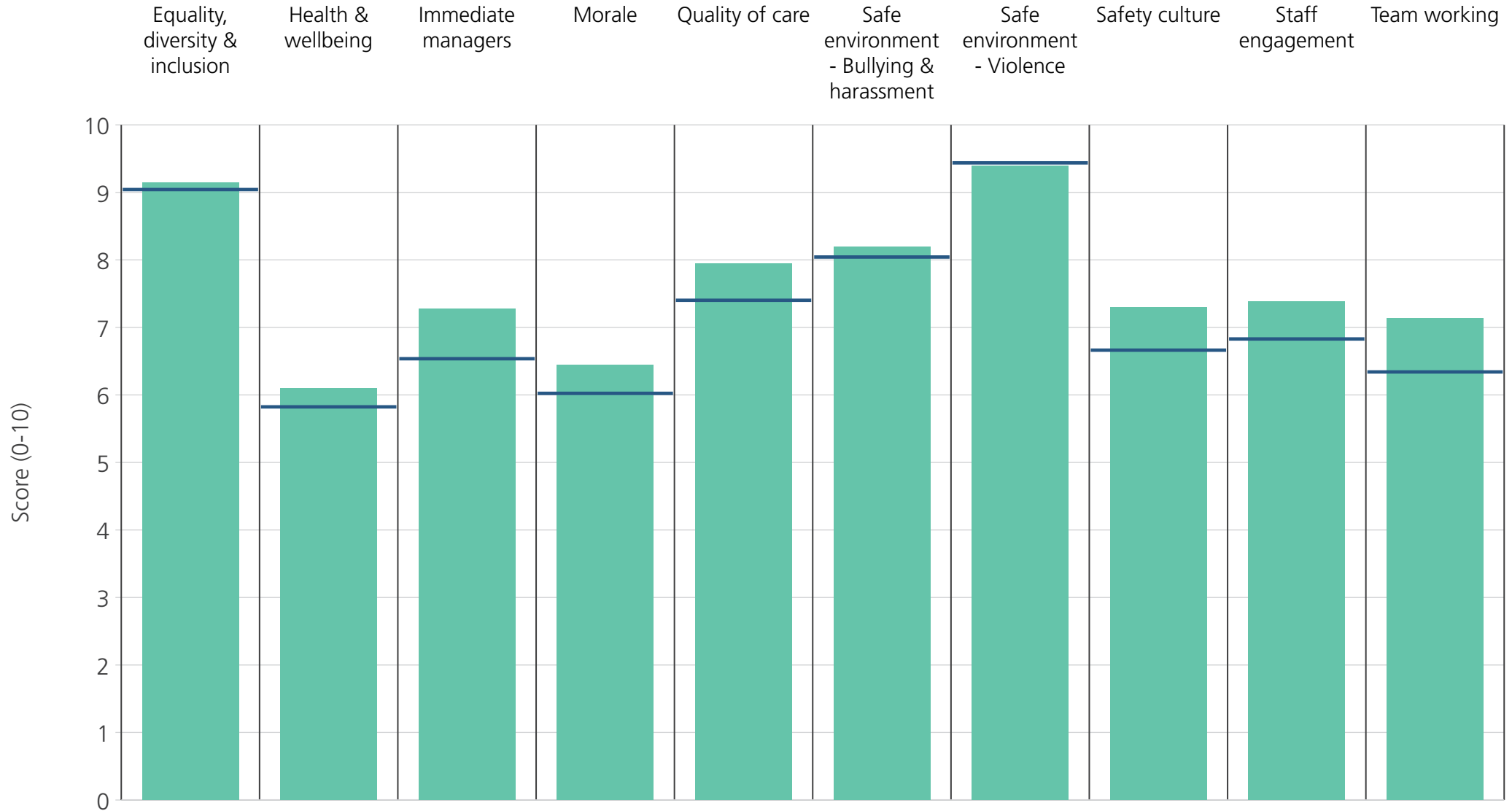
<b>Directorate</b>	9.1	5.7	6.7	6.1	7.5	7.6	9.3	7.0	6.9	6.8
<b>Your org</b>	9.0	5.8	6.5	6.0	7.4	8.0	9.4	6.7	6.8	6.3
<b>Responses</b>	261	264	264	257	248	252	263	259	266	265



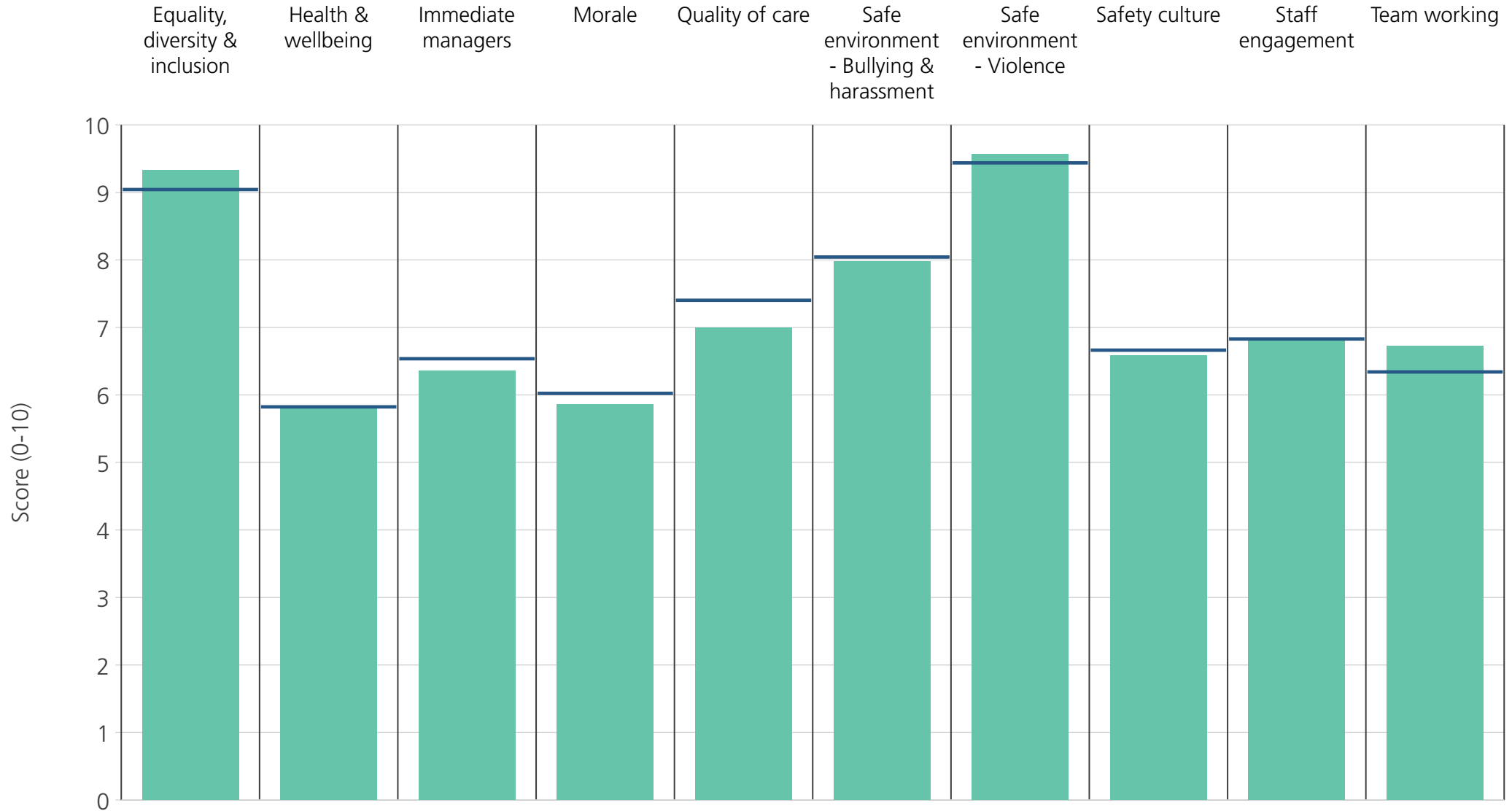
<b>Directorate</b>	9.0	5.9	7.1	6.1	7.6	8.1	9.3	6.8	7.0	6.7
<b>Your org</b>	9.0	5.8	6.5	6.0	7.4	8.0	9.4	6.7	6.8	6.3
<b>Responses</b>	260	260	261	256	250	251	259	258	263	258



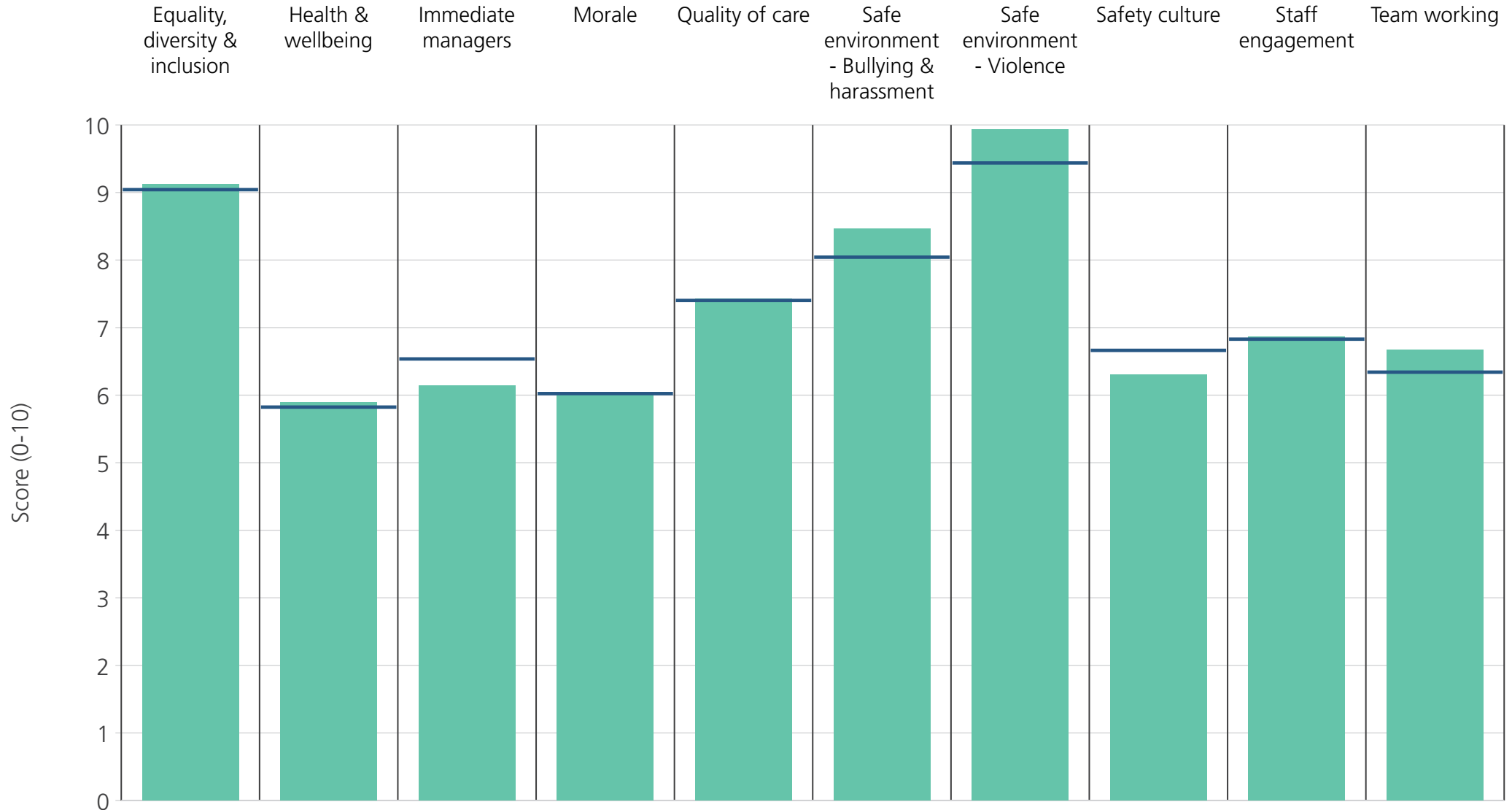
<b>Directorate</b>	9.1	6.4	7.0	6.0		9.3	10.0	6.1	6.6	6.4
<b>Your org</b>	9.0	5.8	6.5	6.0	7.4	8.0	9.4	6.7	6.8	6.3
<b>Responses</b>	39	39	39	39	10	35	39	39	40	38



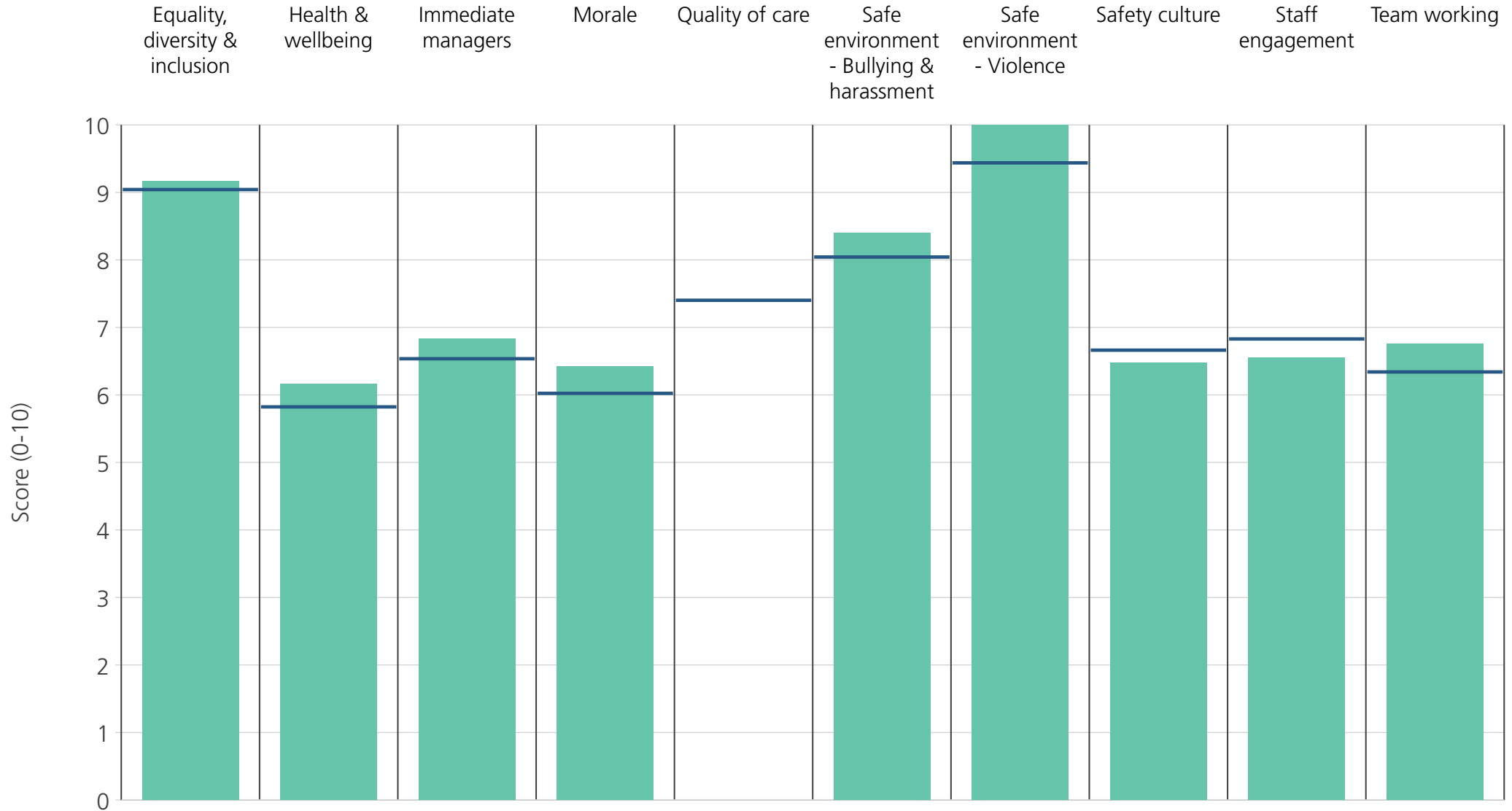
<b>Directorate</b>	9.1	6.1	7.3	6.4	7.9	8.2	9.4	7.3	7.4	7.1
<b>Your org</b>	9.0	5.8	6.5	6.0	7.4	8.0	9.4	6.7	6.8	6.3
<b>Responses</b>	245	247	248	242	232	236	247	244	252	249



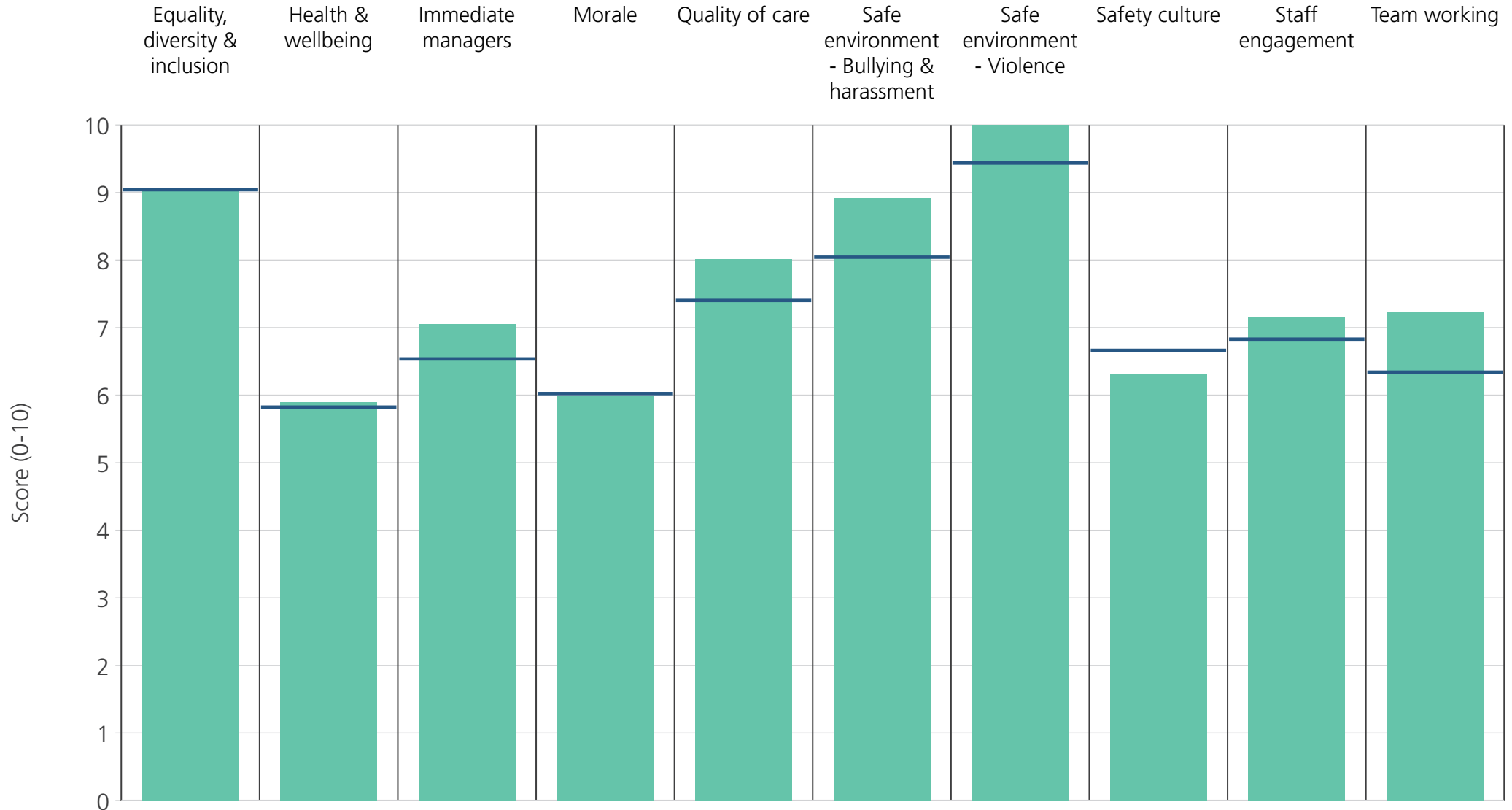
<b>Directorate</b>	9.3	5.8	6.4	5.9	7.0	8.0	9.6	6.6	6.8	6.7
<b>Your org</b>	9.0	5.8	6.5	6.0	7.4	8.0	9.4	6.7	6.8	6.3
<b>Responses</b>	84	85	86	84	85	84	85	84	88	87



<b>Directorate</b>	9.1	5.9	6.1	6.0	7.4	8.5	9.9	6.3	6.9	6.7
<b>Your org</b>	9.0	5.8	6.5	6.0	7.4	8.0	9.4	6.7	6.8	6.3
<b>Responses</b>	52	52	52	52	28	50	51	51	53	51

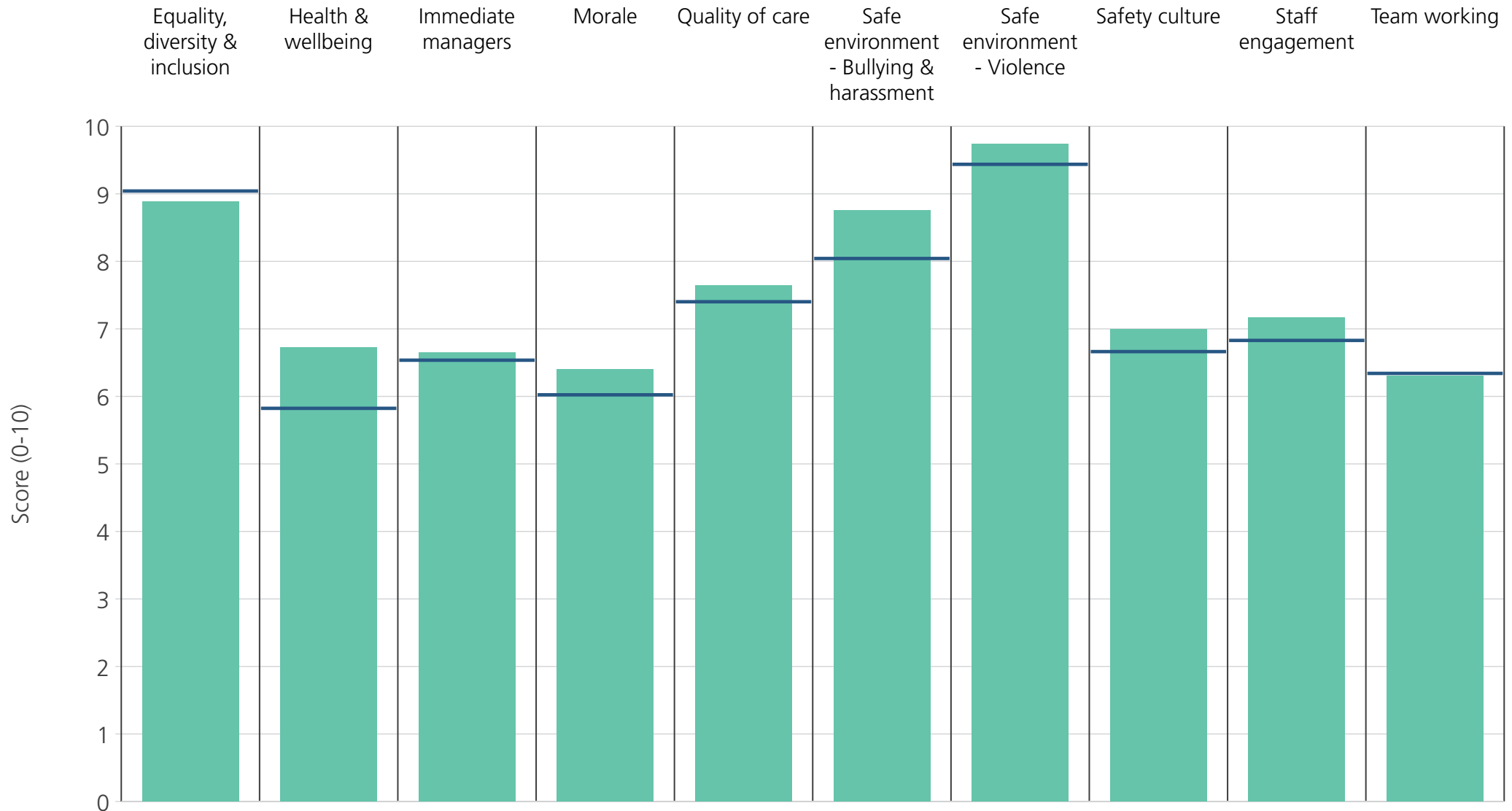


<b>Directorate</b>	9.2	6.2	6.8	6.4	7.4	8.4	10.0	6.5	6.6	6.8
<b>Your org</b>	9.0	5.8	6.5	6.0	7.4	8.0	9.4	6.7	6.8	6.3
<b>Responses</b>	27	27	27	27	10	27	27	26	27	27

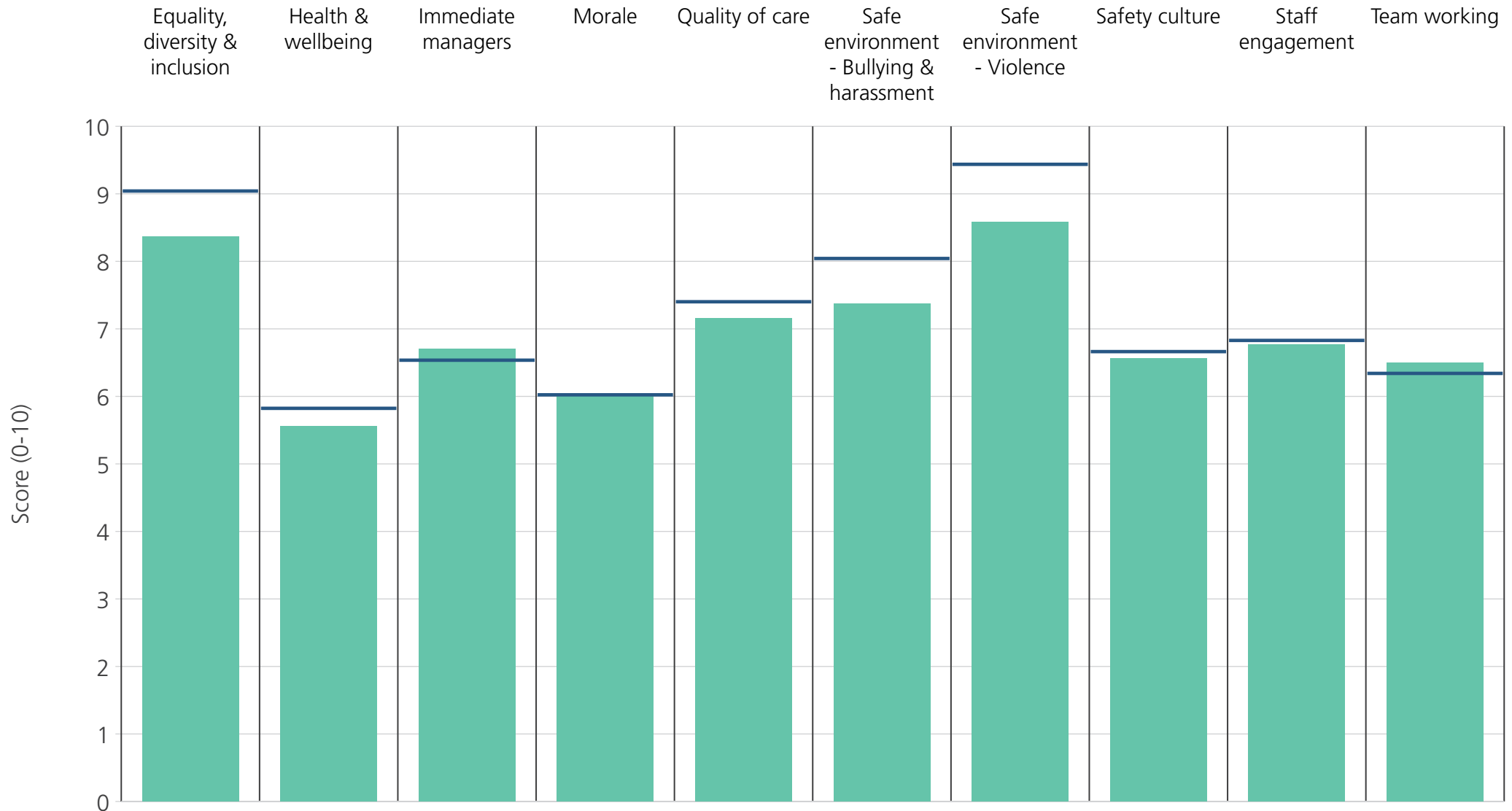


<b>Directorate</b>	9.0	5.9	7.1	6.0	8.0	8.9	10.0	6.3	7.2	7.2
<b>Your org</b>	9.0	5.8	6.5	6.0	7.4	8.0	9.4	6.7	6.8	6.3
<b>Responses</b>	35	35	36	35	28	34	35	35	36	36

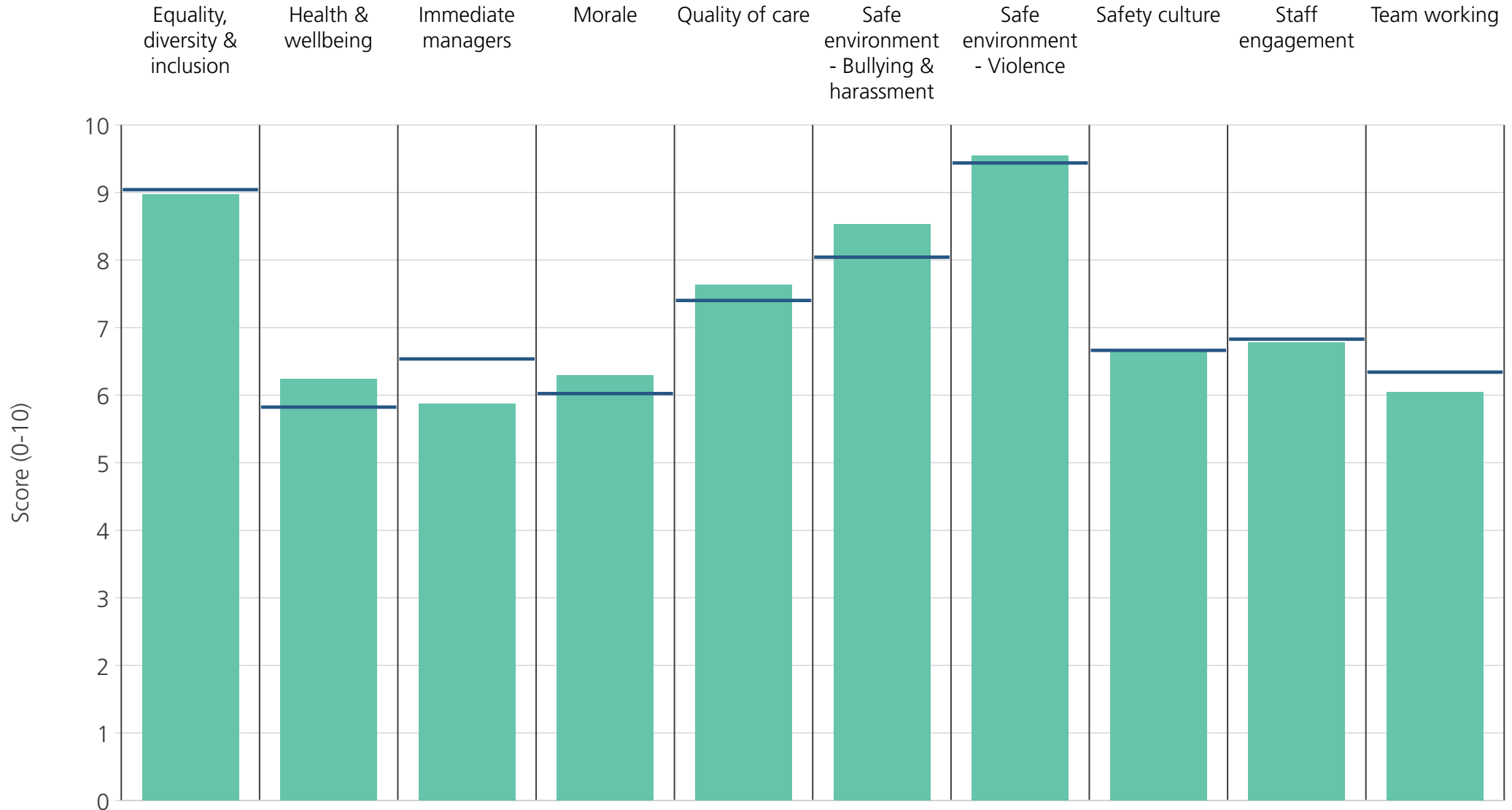




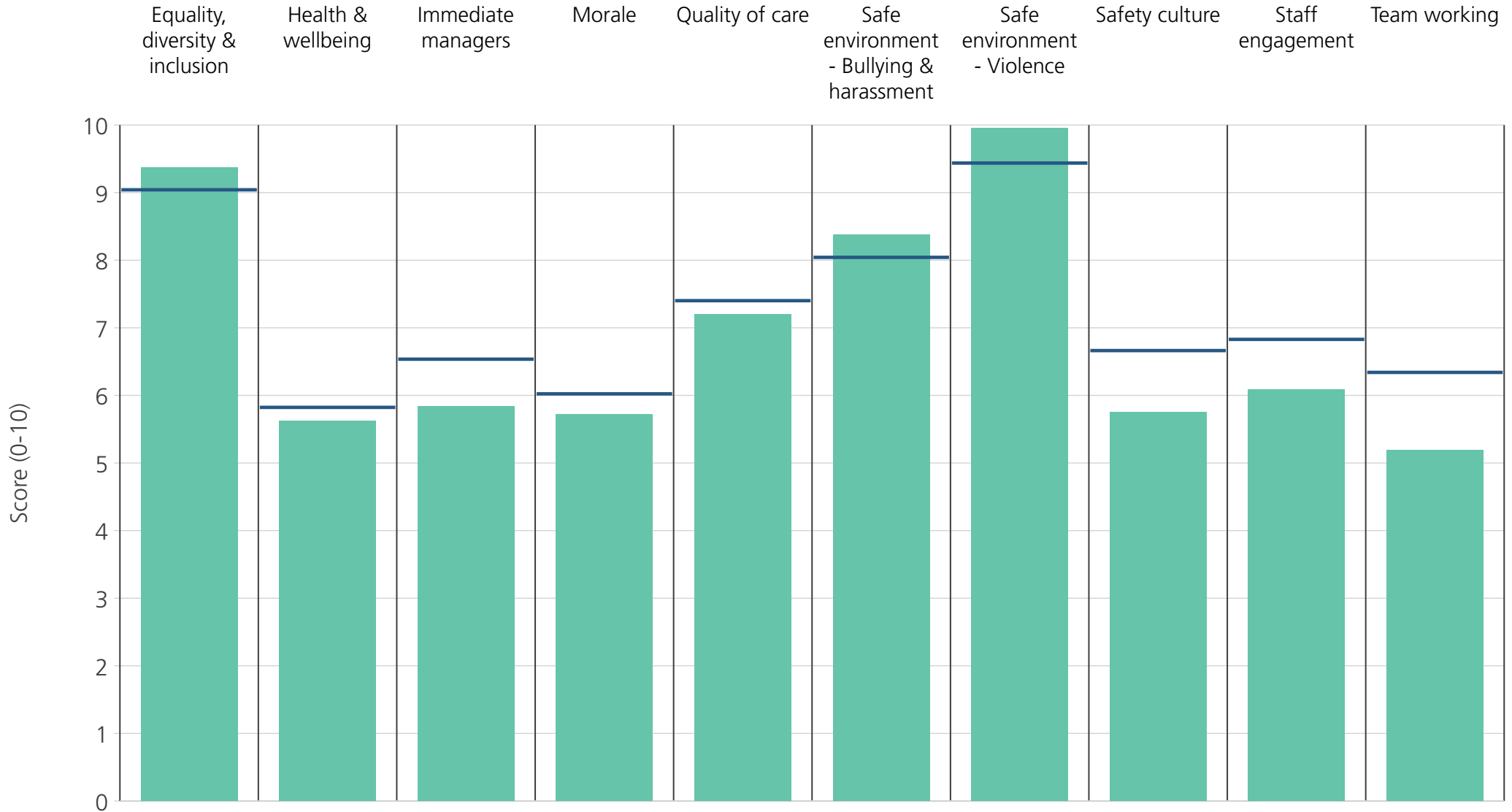
<b>Directorate</b>	8.9	6.7	6.7	6.4	7.6	8.8	9.7	7.0	7.2	6.3
<b>Your org</b>	9.0	5.8	6.5	6.0	7.4	8.0	9.4	6.7	6.8	6.3
<b>Responses</b>	170	173	168	160	127	152	153	167	169	163



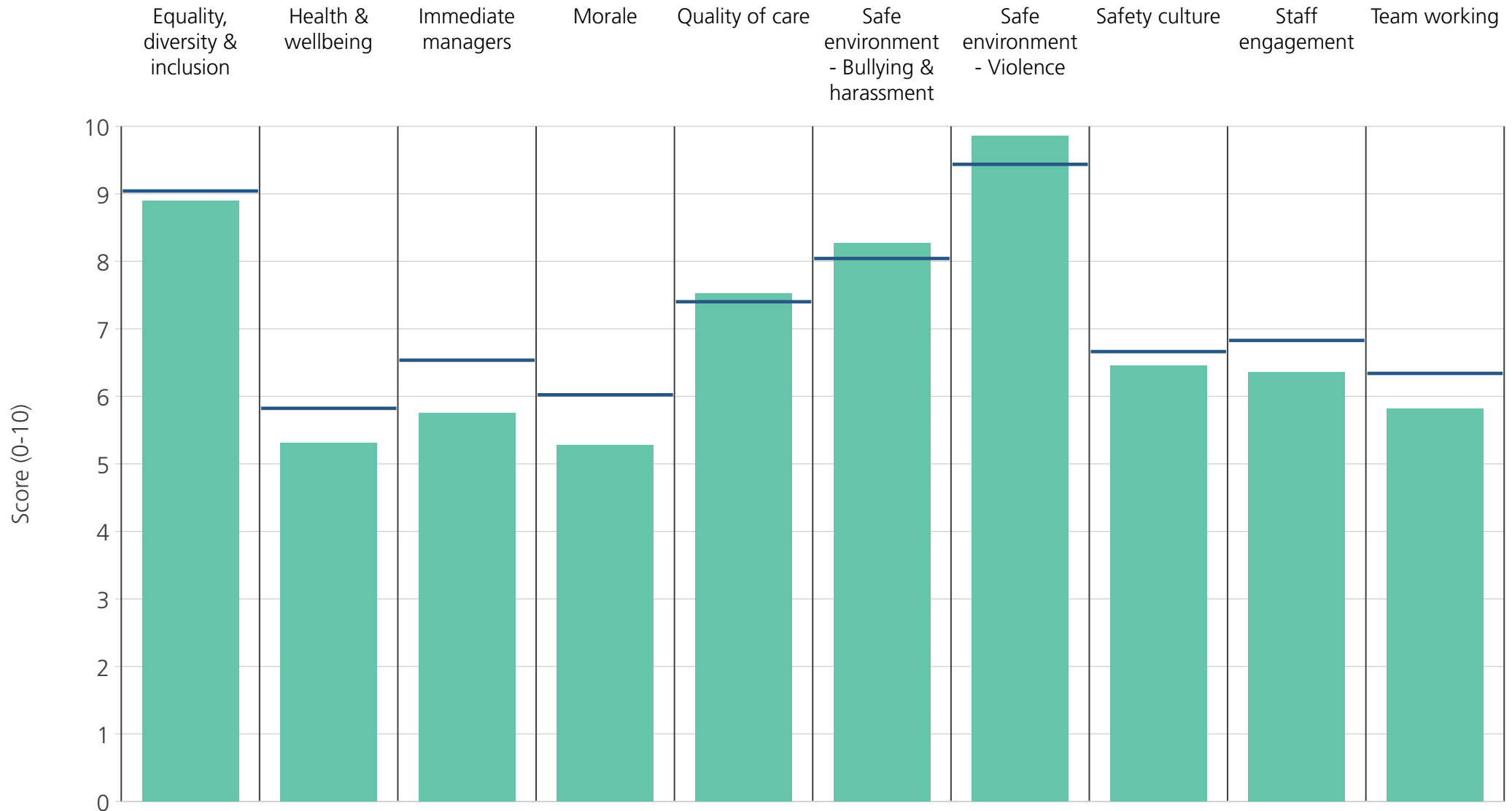
<b>Directorate</b>	8.4	5.6	6.7	6.0	7.2	7.4	8.6	6.6	6.8	6.5
<b>Your org</b>	9.0	5.8	6.5	6.0	7.4	8.0	9.4	6.7	6.8	6.3
<b>Responses</b>	188	187	189	188	181	187	186	188	194	190



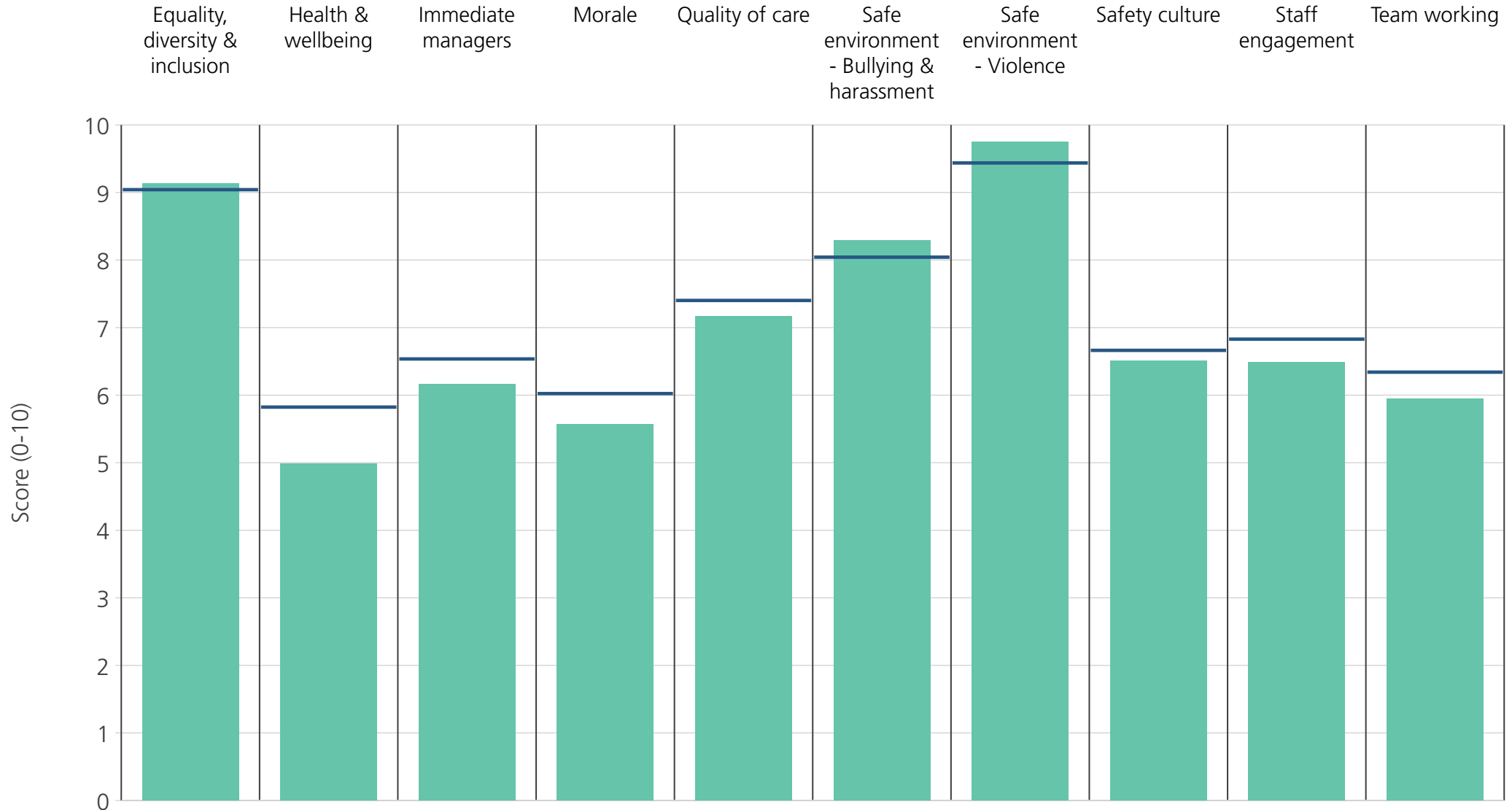
<b>Directorate</b>	9.0	6.2	5.9	6.3	7.6	8.5	9.5	6.6	6.8	6.0
<b>Your org</b>	9.0	5.8	6.5	6.0	7.4	8.0	9.4	6.7	6.8	6.3
<b>Responses</b>	195	199	193	192	132	193	195	195	192	186



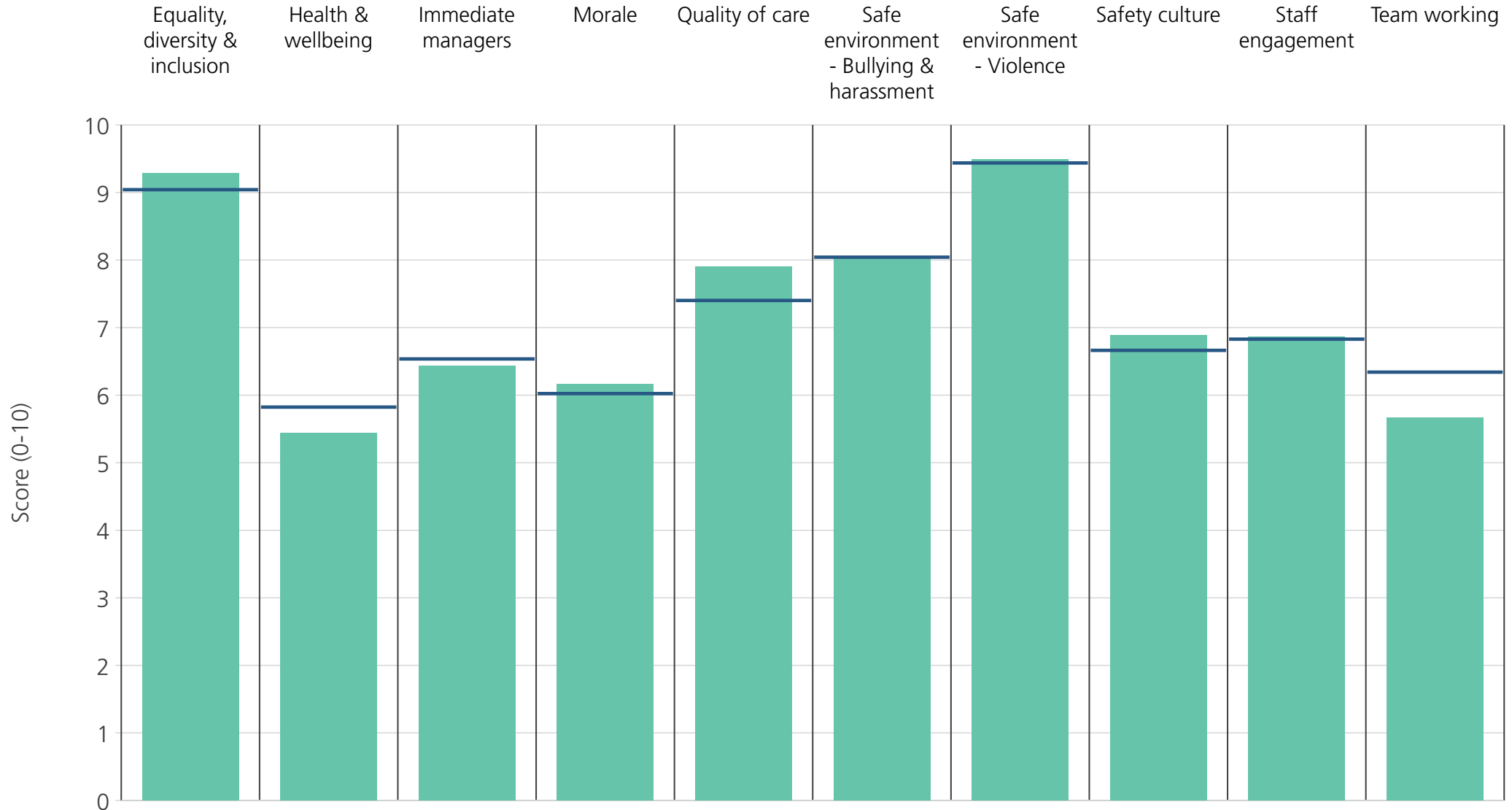
<b>Directorate</b>	9.4	5.6	5.8	5.7	7.2	8.4	10.0	5.8	6.1	5.2
<b>Your org</b>	9.0	5.8	6.5	6.0	7.4	8.0	9.4	6.7	6.8	6.3
<b>Responses</b>	336	339	340	335	293	322	339	337	346	334



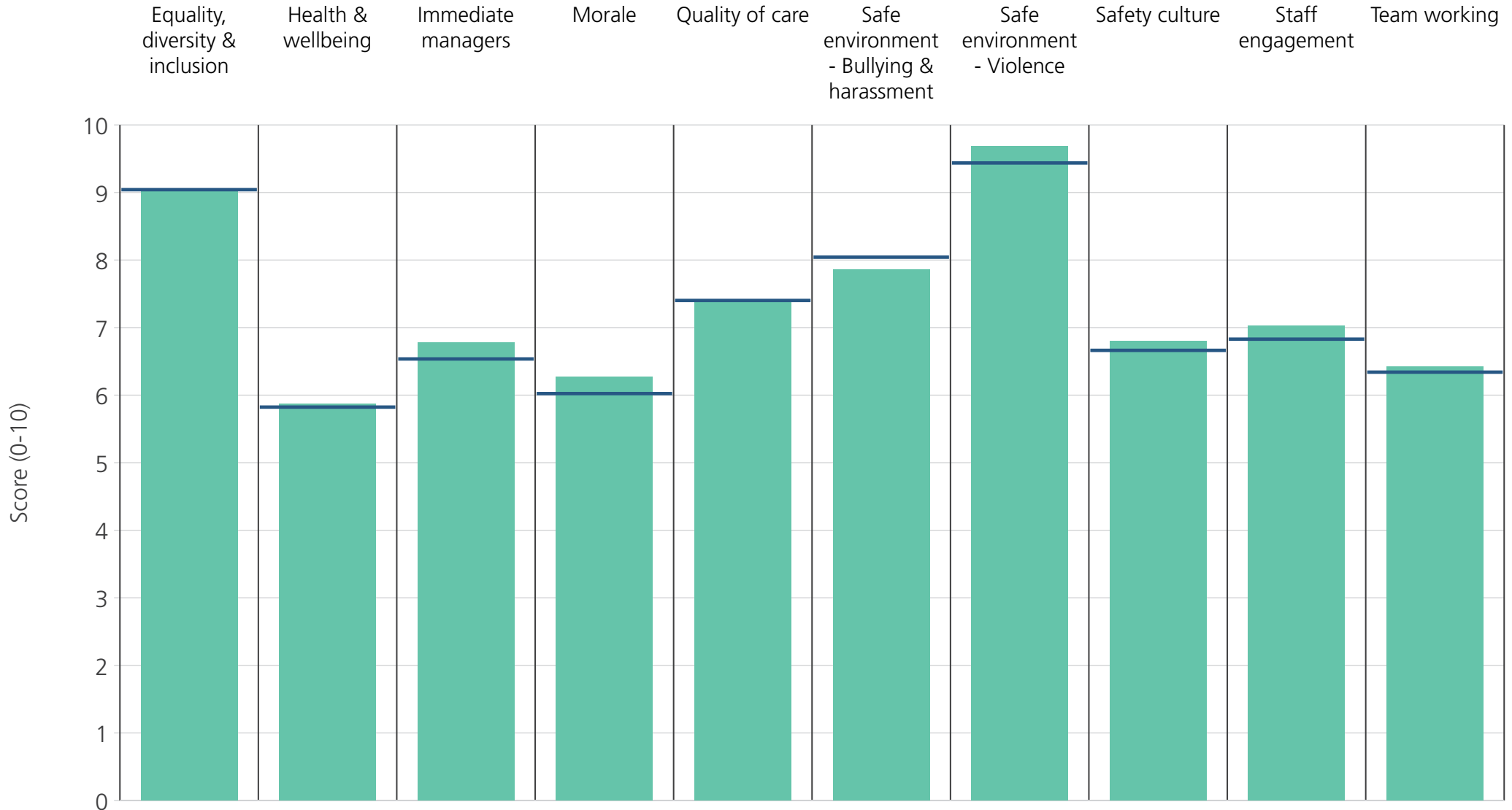
<b>Directorate</b>	8.9	5.3	5.8	5.3	7.5	8.3	9.9	6.5	6.4	5.8
<b>Your org</b>	9.0	5.8	6.5	6.0	7.4	8.0	9.4	6.7	6.8	6.3
<b>Responses</b>	115	116	117	115	108	113	116	114	119	111



<b>Directorate</b>	9.1	5.0	6.2	5.6	7.2	8.3	9.7	6.5	6.5	5.9
<b>Your org</b>	9.0	5.8	6.5	6.0	7.4	8.0	9.4	6.7	6.8	6.3
<b>Responses</b>	130	130	131	129	122	121	130	130	132	130

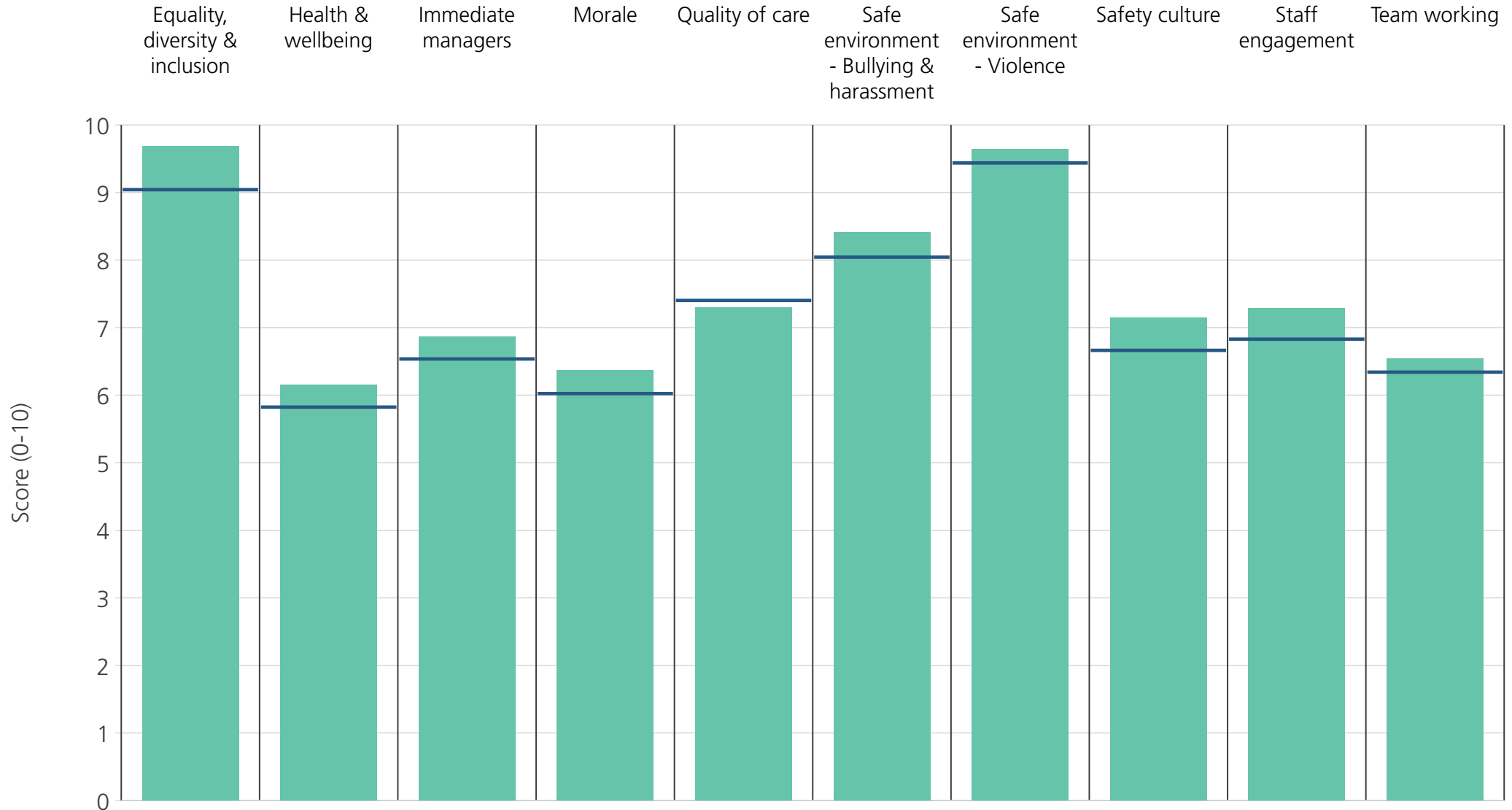


<b>Directorate</b>	9.3	5.4	6.4	6.2	7.9	8.0	9.5	6.9	6.9	5.7
<b>Your org</b>	9.0	5.8	6.5	6.0	7.4	8.0	9.4	6.7	6.8	6.3
<b>Responses</b>	117	118	118	117	113	113	118	117	120	120

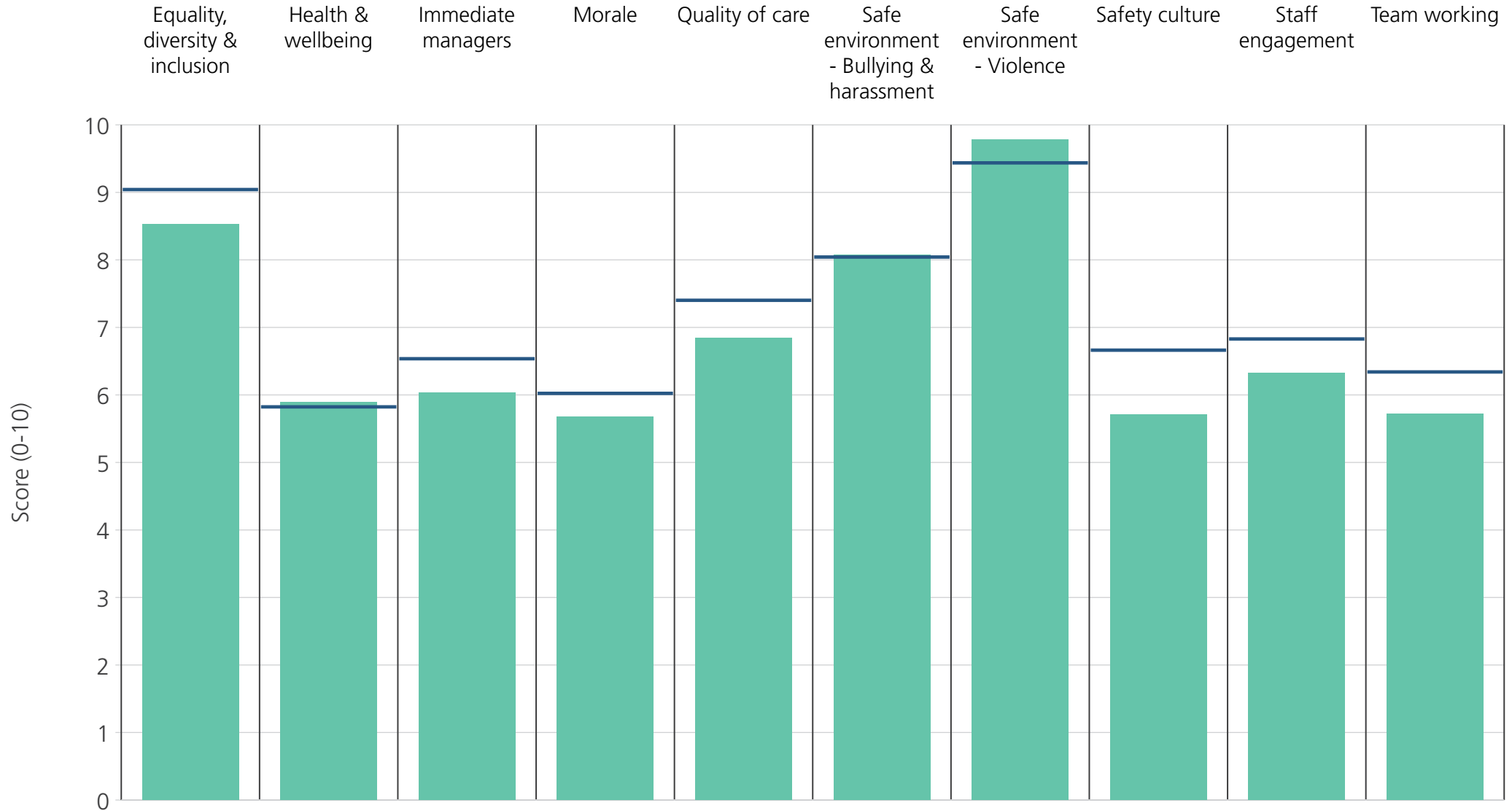


<b>Directorate</b>	9.0	5.9	6.8	6.3	7.4	7.9	9.7	6.8	7.0	6.4
<b>Your org</b>	9.0	5.8	6.5	6.0	7.4	8.0	9.4	6.7	6.8	6.3
<b>Responses</b>	126	127	127	120	123	123	126	124	130	129

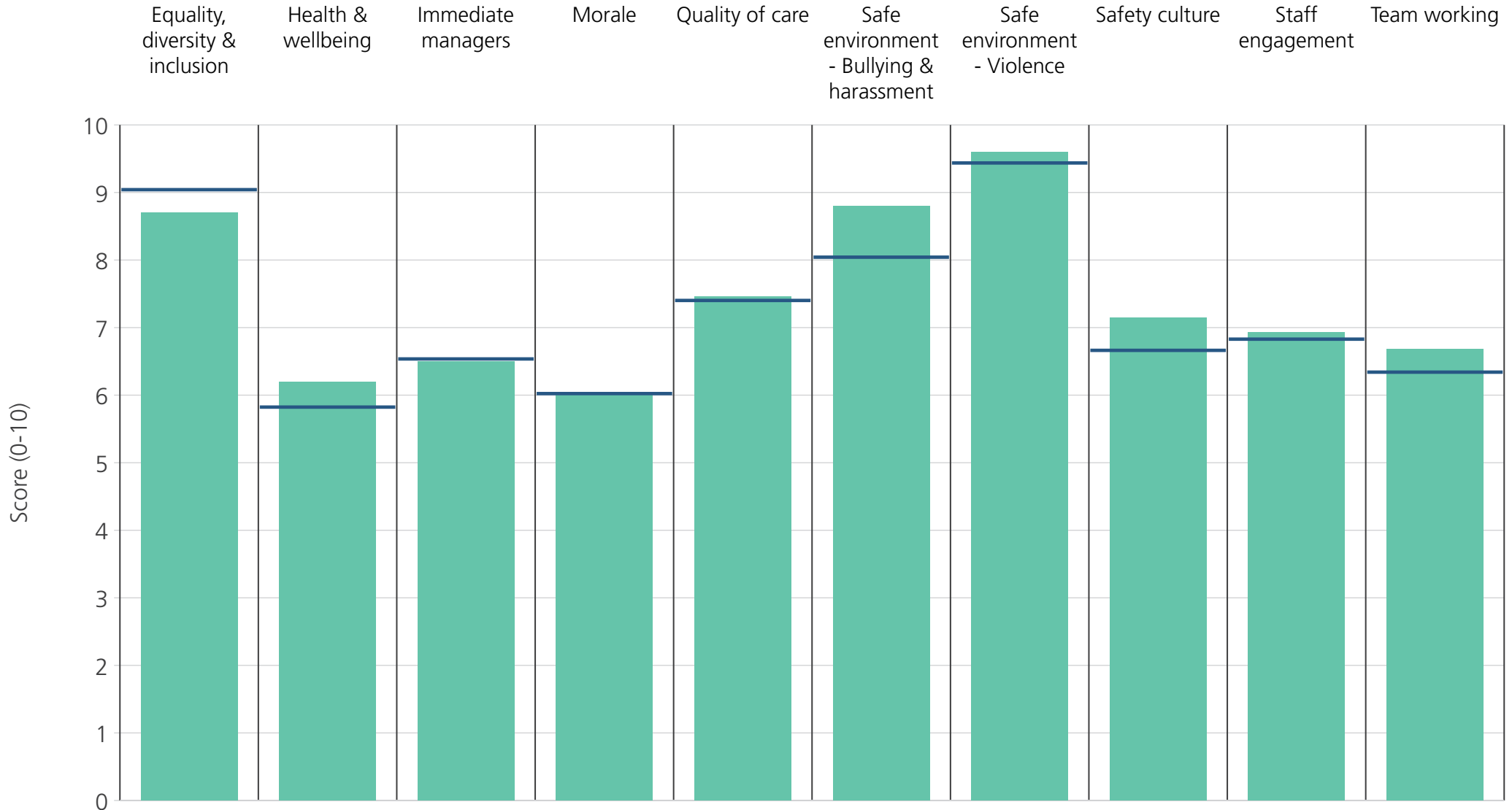




<b>Directorate</b>	9.7	6.1	6.9	6.4	7.3	8.4	9.6	7.1	7.3	6.5
<b>Your org</b>	9.0	5.8	6.5	6.0	7.4	8.0	9.4	6.7	6.8	6.3
<b>Responses</b>	182	183	184	180	174	178	183	183	187	187



<b>Directorate</b>	8.5	5.9	6.0	5.7	6.8	8.1	9.8	5.7	6.3	5.7
<b>Your org</b>	9.0	5.8	6.5	6.0	7.4	8.0	9.4	6.7	6.8	6.3
<b>Responses</b>	46	46	46	44	24	45	46	46	46	45



<b>Directorate</b>	8.7	6.2	6.5	6.0	7.5	8.8	9.6	7.2	6.9	6.7
<b>Your org</b>	9.0	5.8	6.5	6.0	7.4	8.0	9.4	6.7	6.8	6.3
<b>Responses</b>	25	25	25	24	18	25	25	25	26	26