

# Kent and Medway NHS and Social Care Partnership Trust

2020 NHS Staff Survey

**Directorate Report**

**Contents**

Introduction . . . . .	3	OACG Management, Admin and Quality . . . . .	26
Themes – Directorates 1 . . . . .	4	OACG Psychology . . . . .	27
Acute Care Group . . . . .	5	Other . . . . .	28
CR & PCPTS Care Group . . . . .	6	SS - Exec Nursing & Governance . . . . .	29
Forensic & Spec Care Group . . . . .	7	SS - Finance & Estates . . . . .	30
Older Adults Care Group . . . . .	8	SS - Medical Directorate . . . . .	31
Support Services Care Group . . . . .	9	SS - Operations & Dir Mgmt . . . . .	32
Themes – Directorates 2 . . . . .	10	SS - Transformation & IM+T . . . . .	33
Acute Administration, Management . . . . .	11	SS - Workforce & OD . . . . .	34
Acute CRHT . . . . .	12		
Acute Inpatient Ward . . . . .	13		
Acute Medical, Psychology & Occupational Therapy . . . . .	14		
CR - CMHT . . . . .	15		
CR - EARLY INTERVENTION . . . . .	16		
CR - Liaison Services . . . . .	17		
CR - Psych Services . . . . .	18		
CR - Rehabilitation Services . . . . .	19		
CR - SPOA . . . . .	20		
FSCG - LSBU . . . . .	21		
FSCG - MSBU . . . . .	22		
FSCG - SSBU . . . . .	23		
OACG Community . . . . .	24		
OACG Inpatient . . . . .	25		

This directorate report for Kent and Medway NHS and Social Care Partnership Trust contains results by directorate for themes from the 2020 NHS Staff Survey. These results are compared to the unweighted average for your organisation.

**Please note:** It is possible that there are differences between the 'Your org' scores reported in this directorate report and those in the benchmark report. This is because the results in the benchmark report are weighted to allow for fair comparisons between organisations of a similar type. However, in this report comparisons are made within your organisation so the unweighted organisation result is a more appropriate point of comparison.

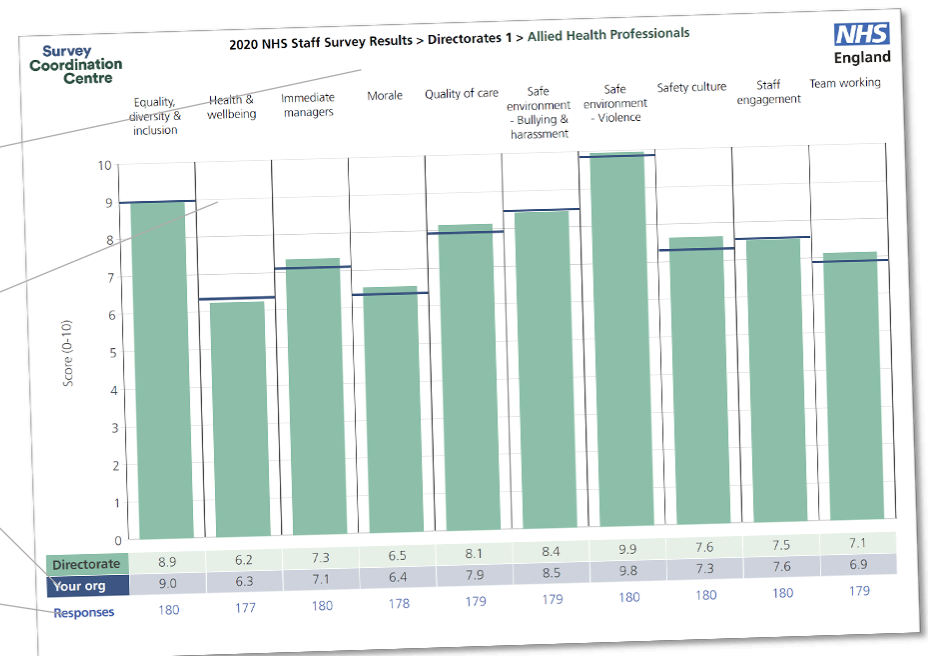
The directorate breakdowns used in this report were provided and defined by Kent and Medway NHS and Social Care Partnership Trust. Details of how the theme scores were calculated are included in the Technical Document, available to download from our [results website](#).

## Key features

Breakdown type and **directorate name** are specified in the header. Black text in the header is hyperlinked: clicking on '2020 NHS Staff Survey Results' navigates back to the contents page.

Directorate results are presented in the context of the (unweighted) **organisation average ('Your org')**, so it is easy to tell if a directorate is performing better or worse than the organisation average. For all themes, a higher score is a better result than a lower score.

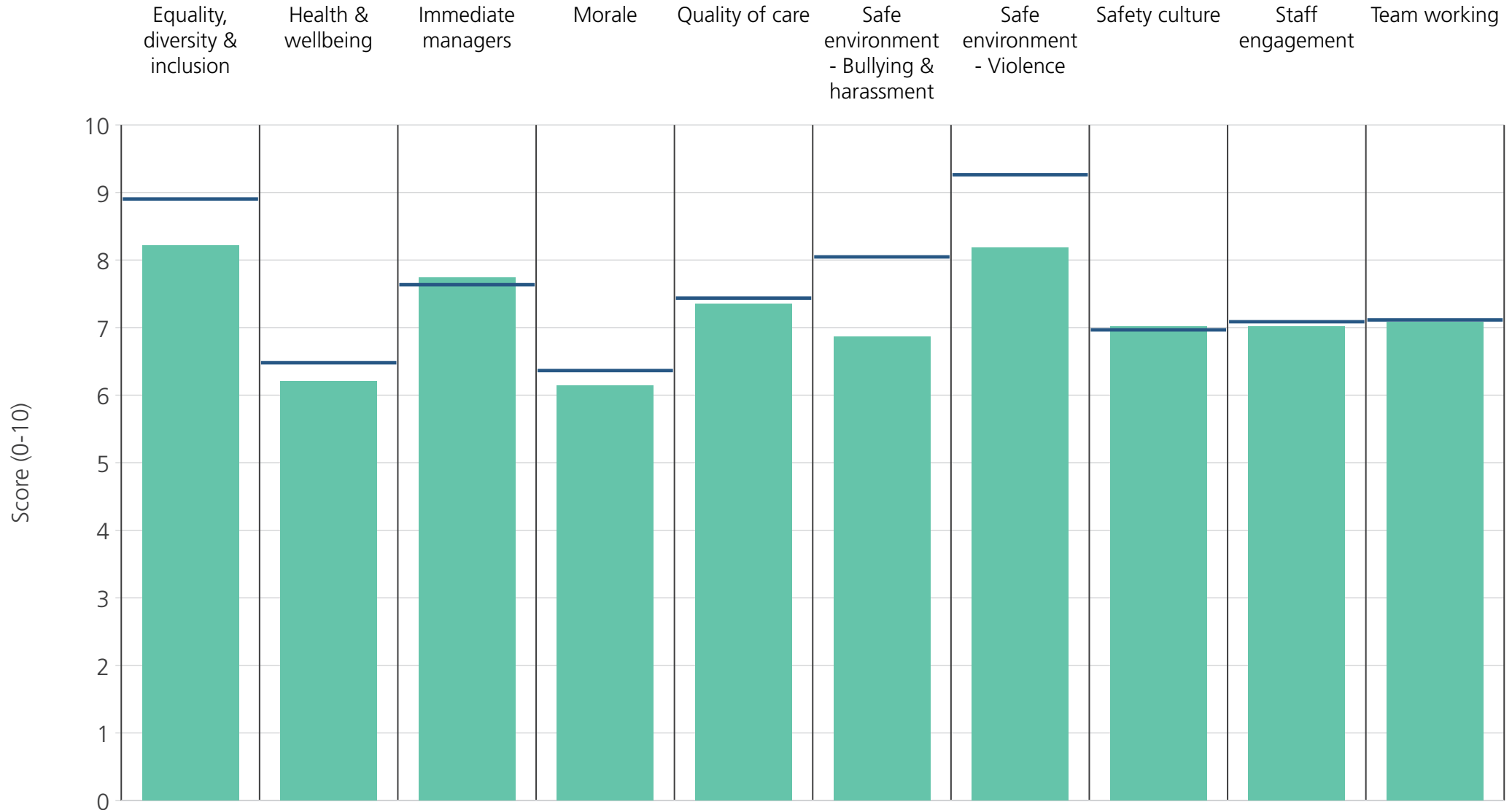
The **number of responses** feeding into each theme score **for the given directorate** is specified below the table containing the directorate and trust scores.



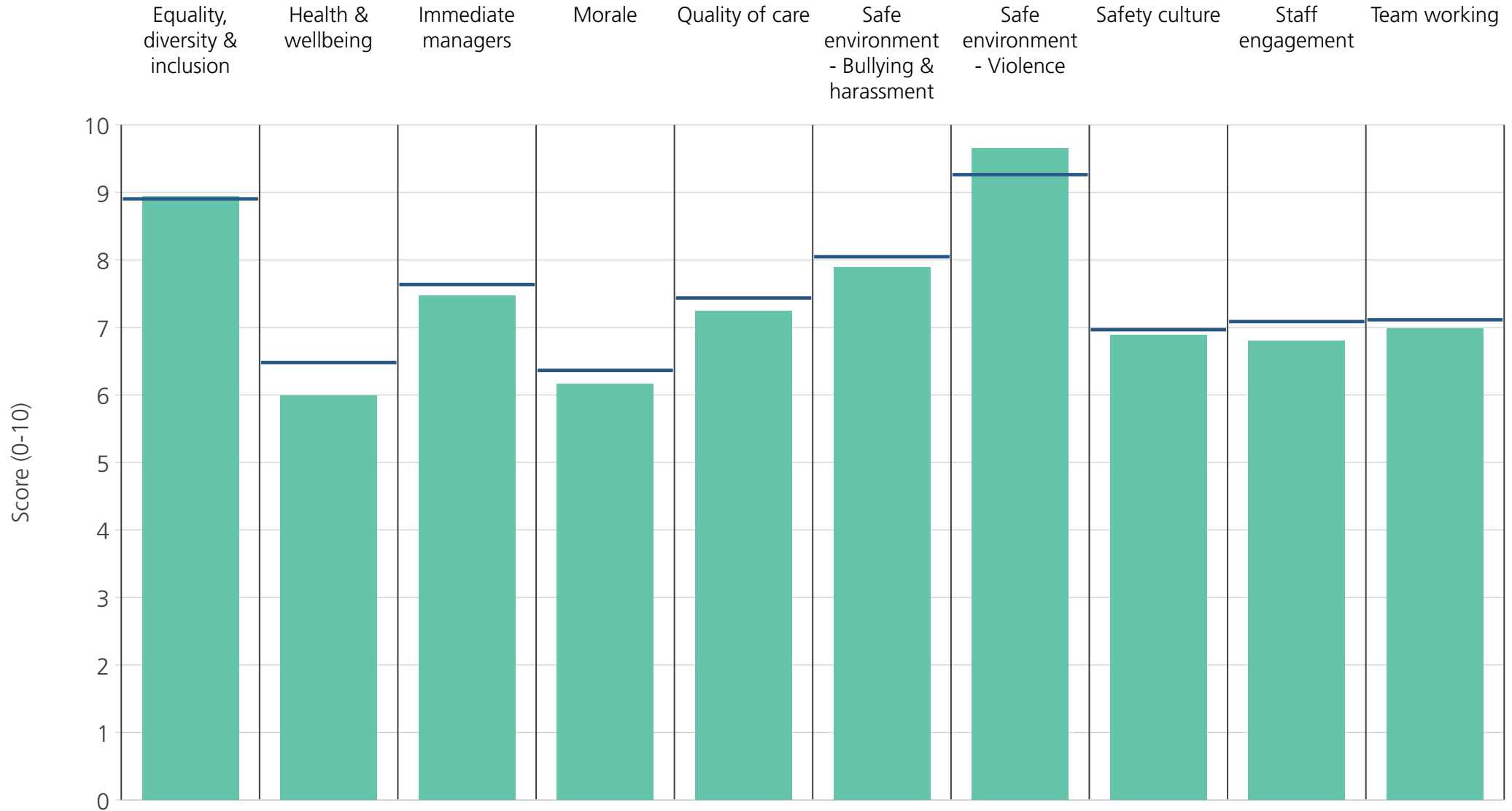
**! Note:** when there are less than 11 responses in a group, results are suppressed to protect staff confidentiality

# Directorates 1

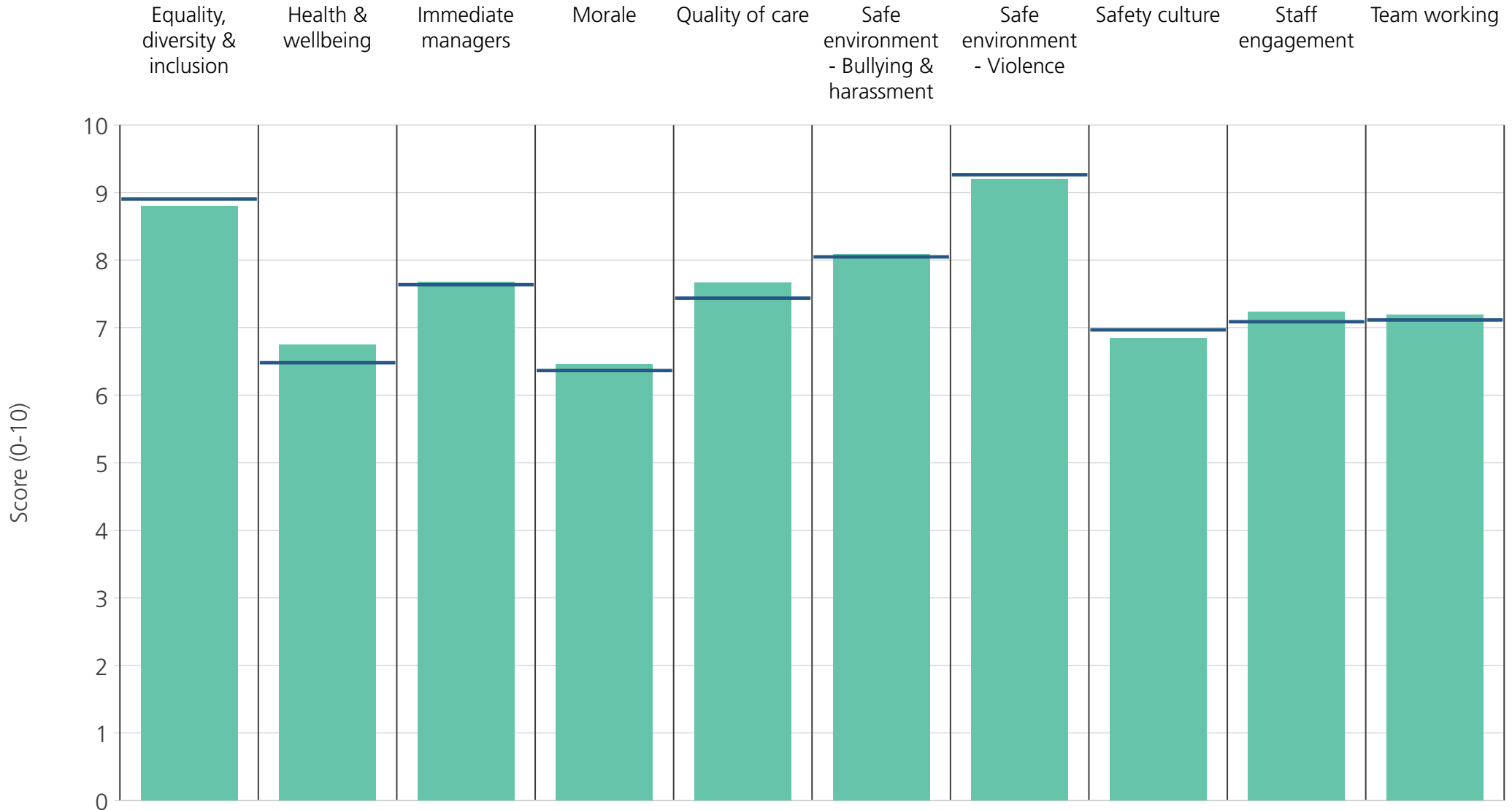
Kent and Medway NHS and Social Care Partnership Trust  
2020 NHS Staff Survey Results



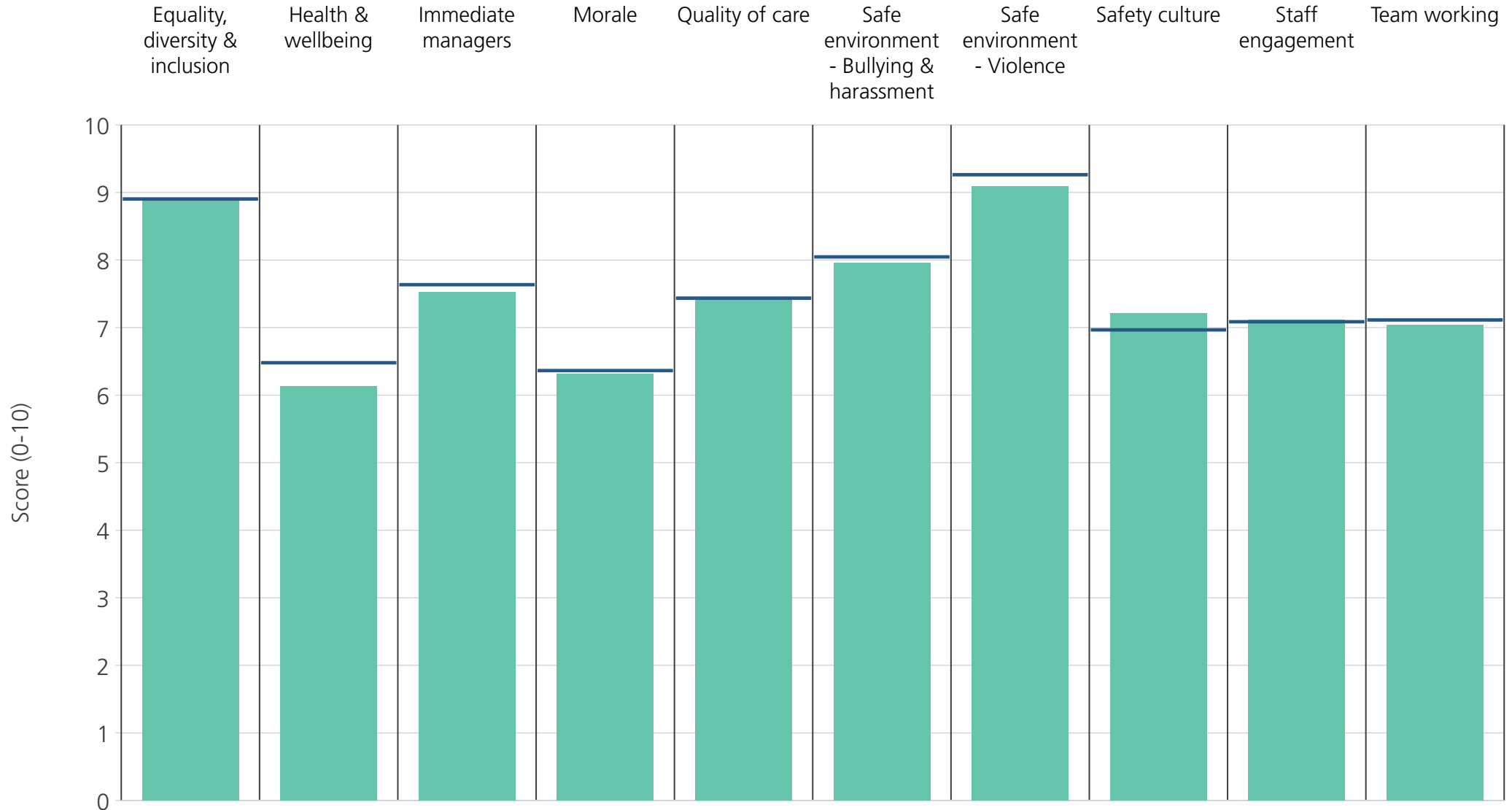
<b>Directorate</b>	8.2	6.2	7.7	6.1	7.4	6.9	8.2	7.0	7.0	7.1
<b>Your org</b>	8.9	6.5	7.6	6.4	7.4	8.0	9.3	7.0	7.1	7.1
<b>Responses</b>	283	284	284	283	267	283	281	283	284	283



<b>Directorate</b>	8.9	6.0	7.5	6.2	7.2	7.9	9.7	6.9	6.8	7.0
<b>Your org</b>	8.9	6.5	7.6	6.4	7.4	8.0	9.3	7.0	7.1	7.1
<b>Responses</b>	460	461	461	460	416	450	460	460	466	460

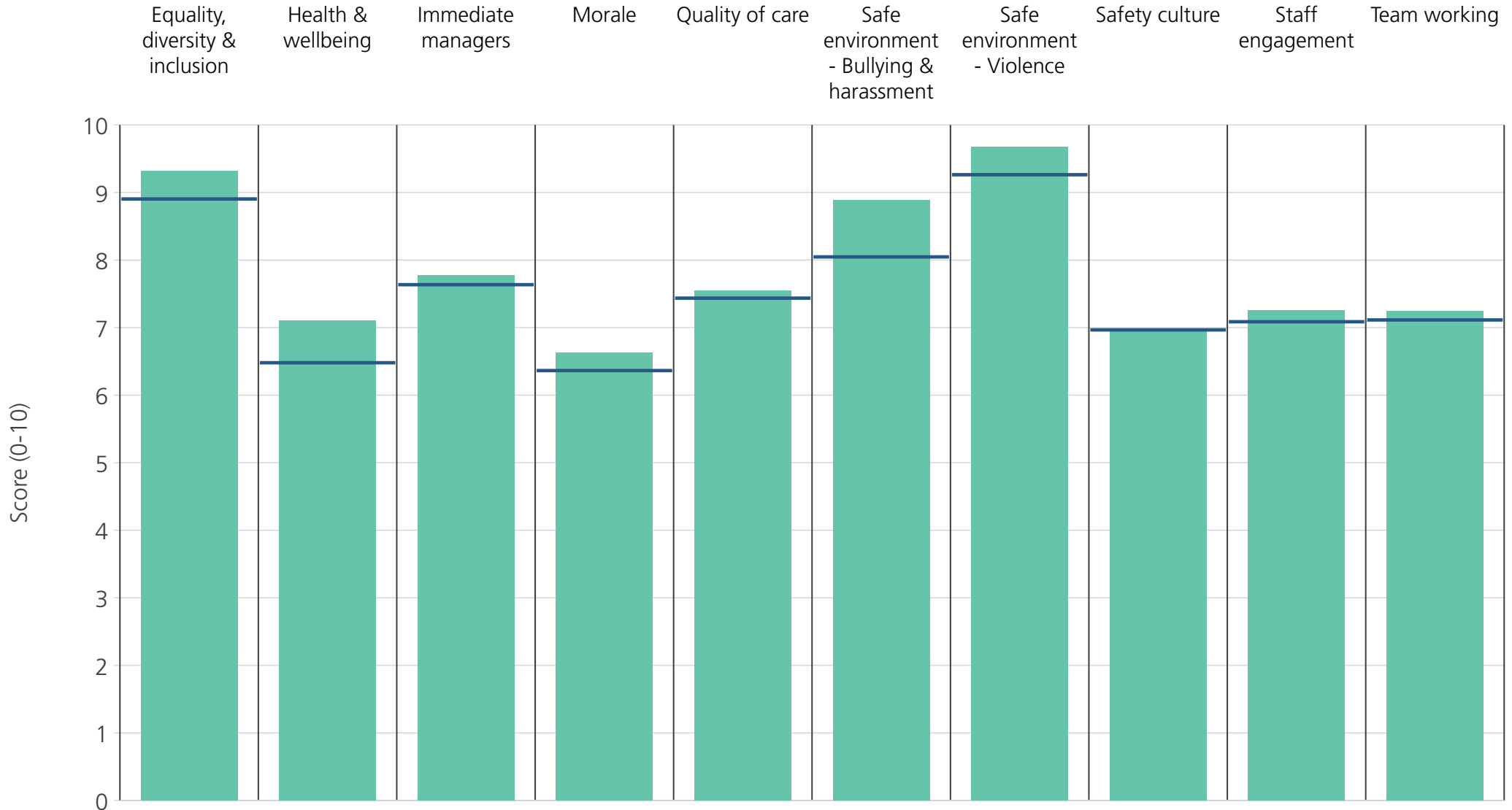


<b>Directorate</b>	8.8	6.7	7.7	6.5	7.7	8.1	9.2	6.8	7.2	7.2
<b>Your org</b>	8.9	6.5	7.6	6.4	7.4	8.0	9.3	7.0	7.1	7.1
<b>Responses</b>	383	385	386	385	362	373	380	385	390	385



<b>Directorate</b>	8.9	6.1	7.5	6.3	7.4	8.0	9.1	7.2	7.1	7.0
<b>Your org</b>	8.9	6.5	7.6	6.4	7.4	8.0	9.3	7.0	7.1	7.1
<b>Responses</b>	339	339	338	336	320	328	338	339	340	337

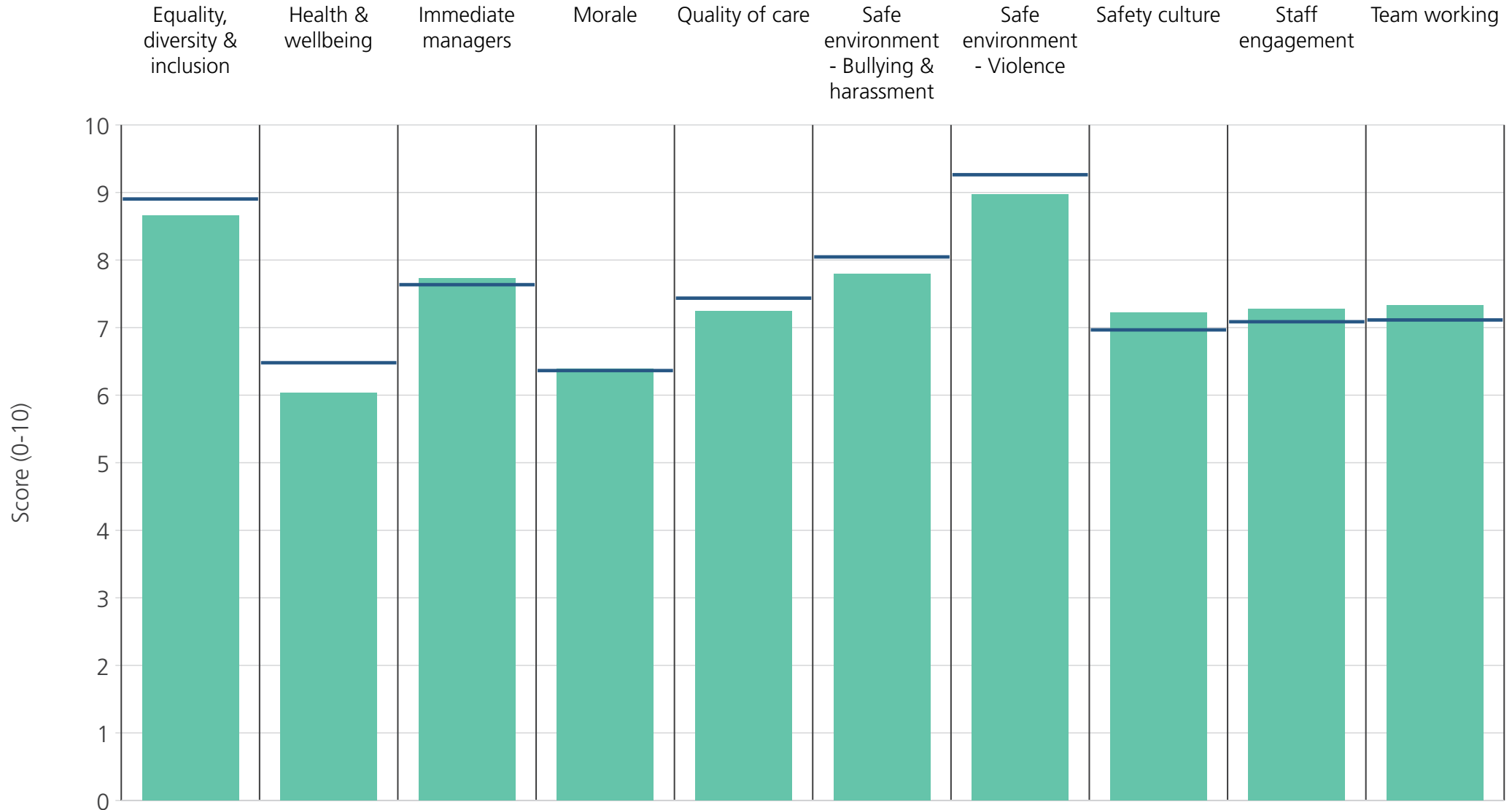




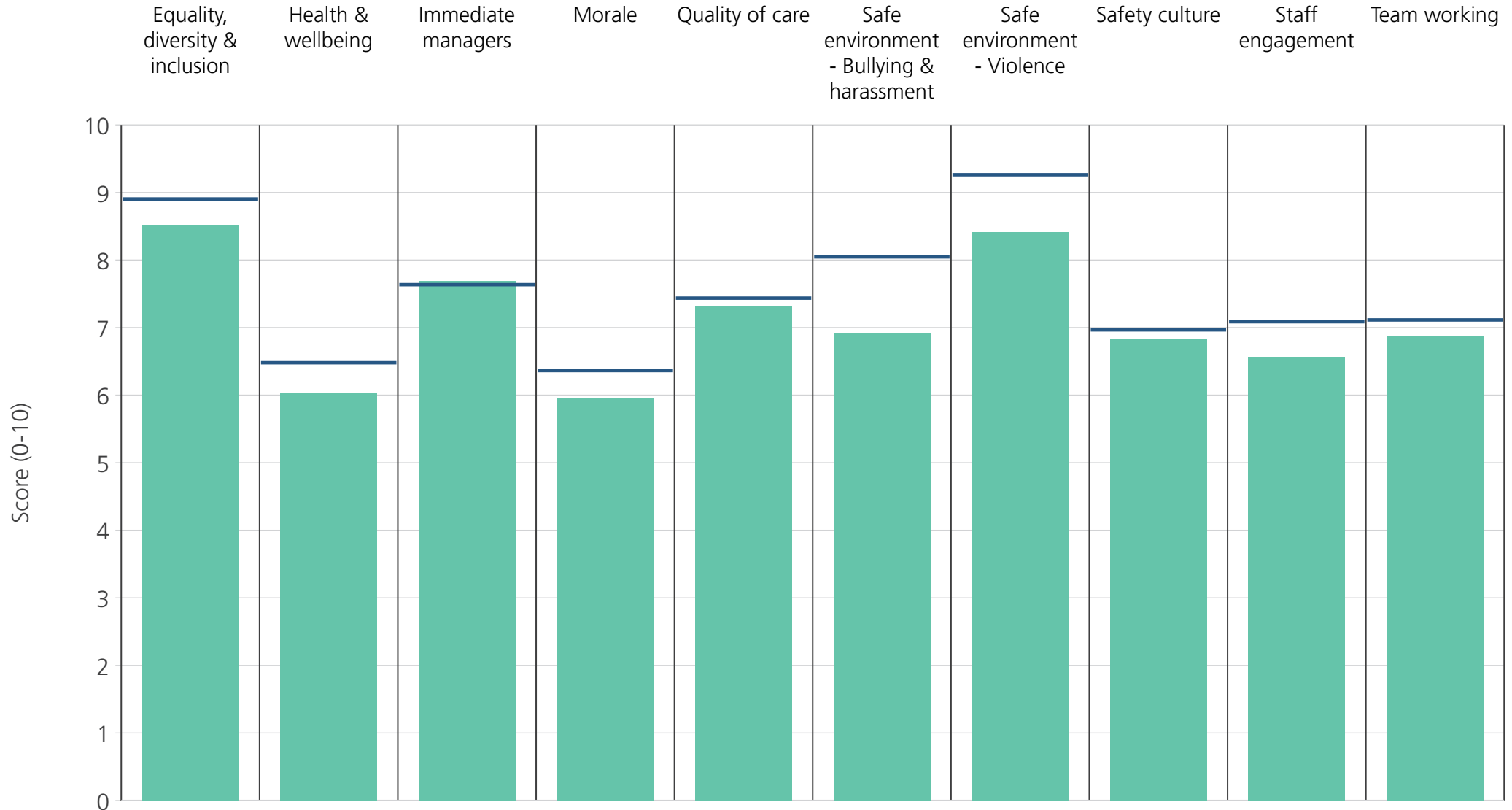
<b>Directorate</b>	9.3	7.1	7.8	6.6	7.5	8.9	9.7	6.9	7.3	7.2
<b>Your org</b>	8.9	6.5	7.6	6.4	7.4	8.0	9.3	7.0	7.1	7.1
<b>Responses</b>	516	518	519	515	231	500	515	516	519	512

# Directorates 2

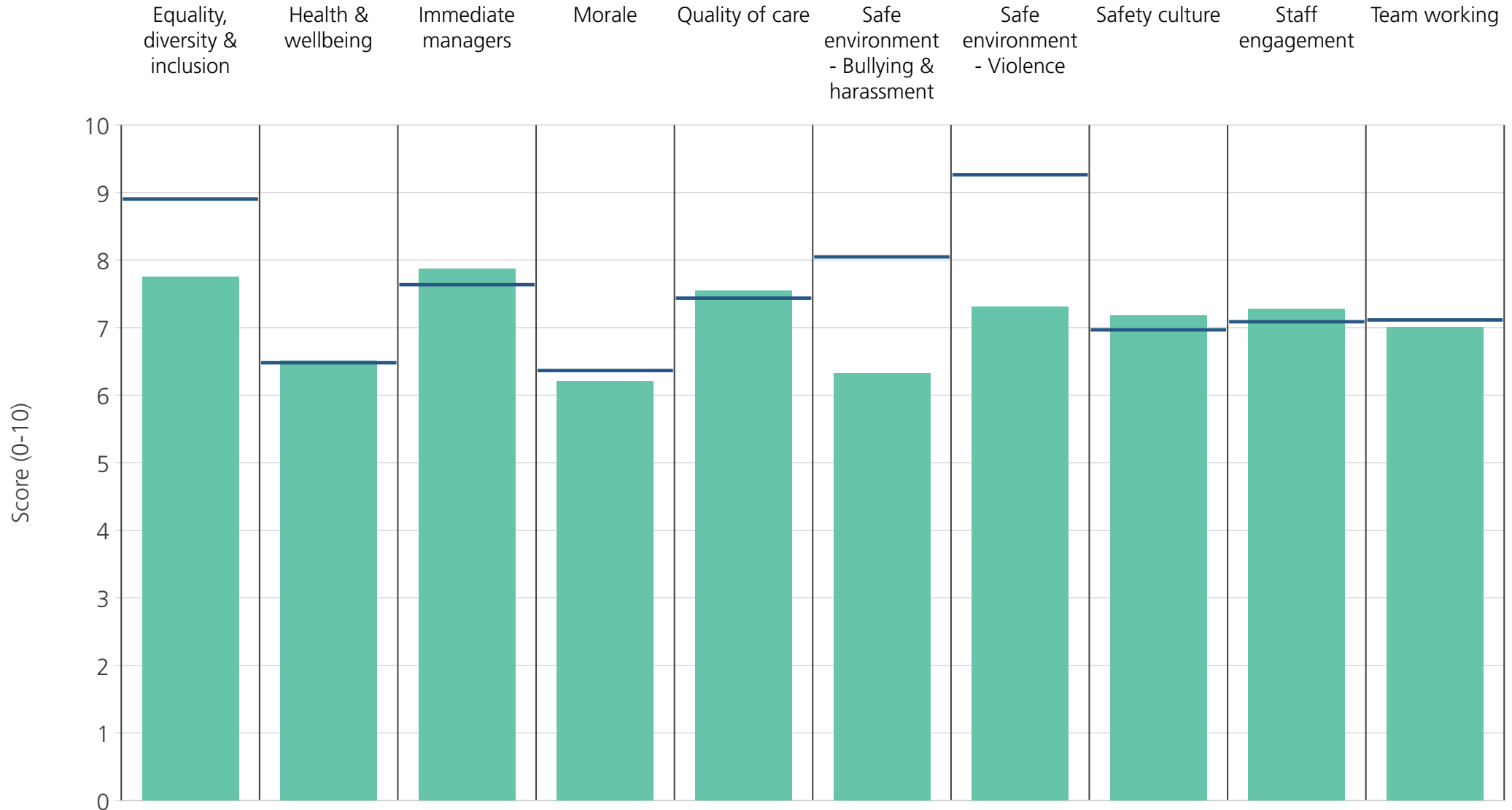
Kent and Medway NHS and Social Care Partnership Trust  
2020 NHS Staff Survey Results



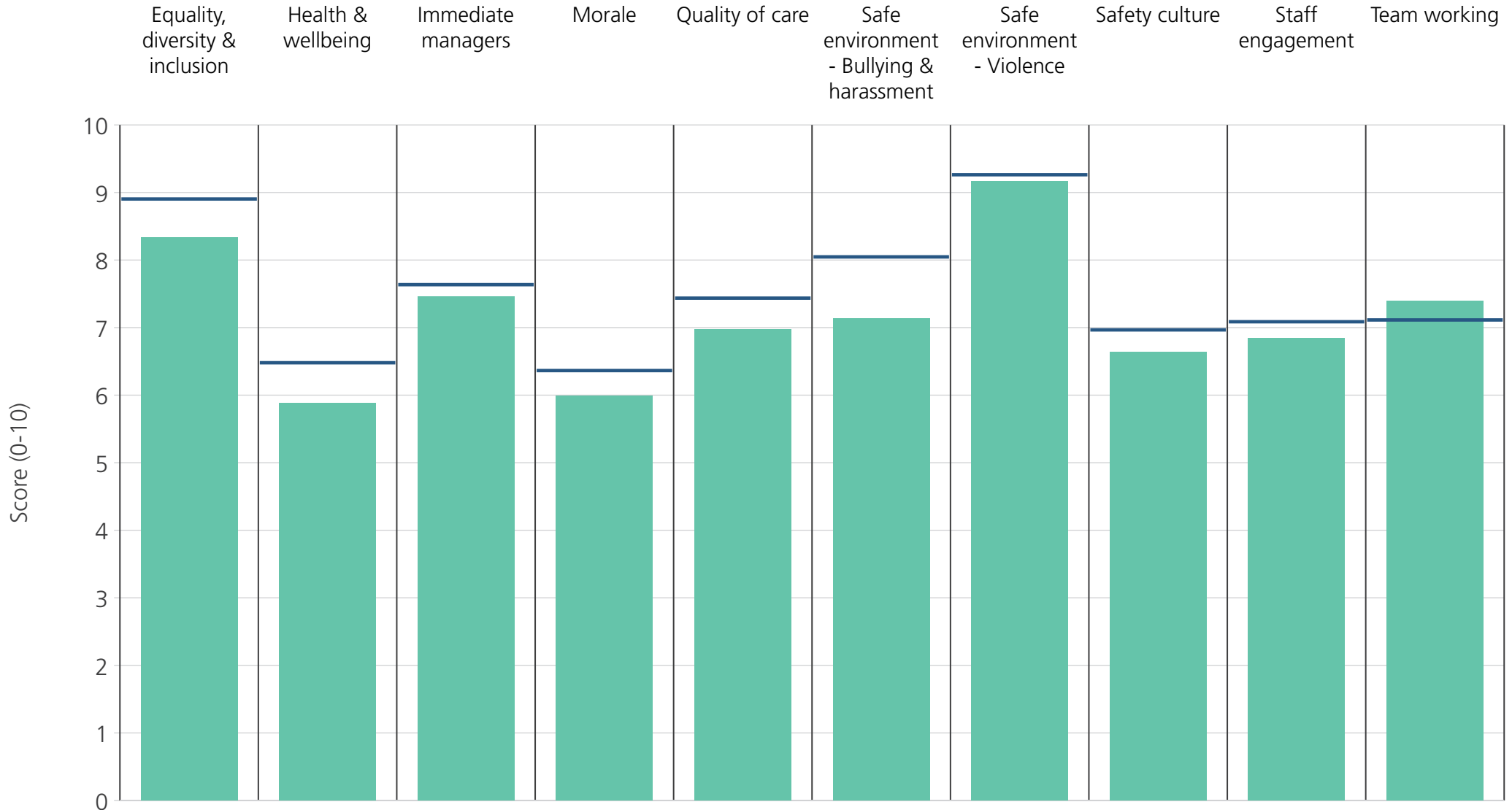
<b>Directorate</b>	8.7	6.0	7.7	6.4	7.2	7.8	9.0	7.2	7.3	7.3
<b>Your org</b>	8.9	6.5	7.6	6.4	7.4	8.0	9.3	7.0	7.1	7.1
<b>Responses</b>	52	52	52	52	36	52	52	52	52	51



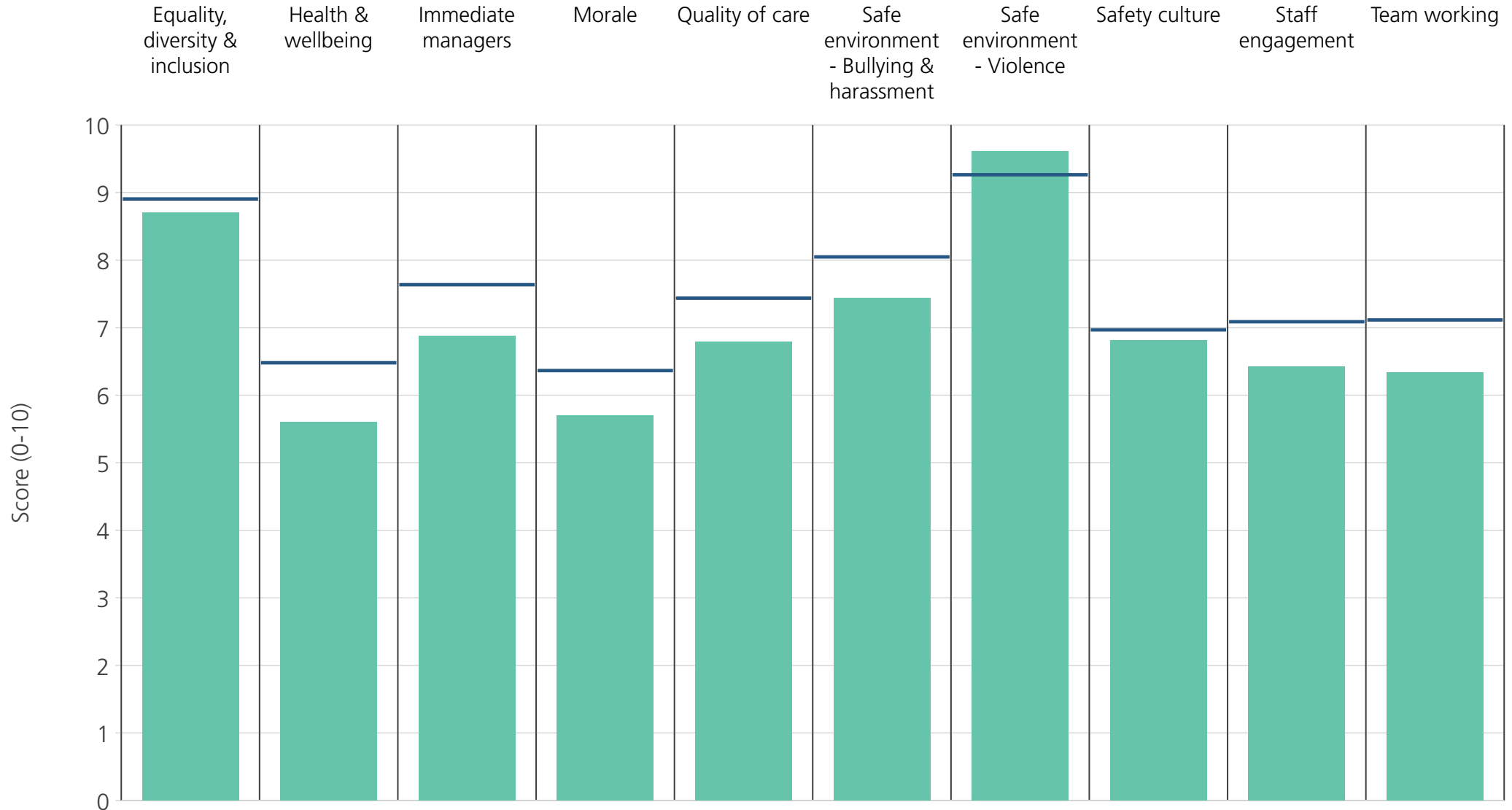
<b>Directorate</b>	8.5	6.0	7.7	6.0	7.3	6.9	8.4	6.8	6.6	6.9
<b>Your org</b>	8.9	6.5	7.6	6.4	7.4	8.0	9.3	7.0	7.1	7.1
<b>Responses</b>	82	83	83	82	83	83	82	82	83	83



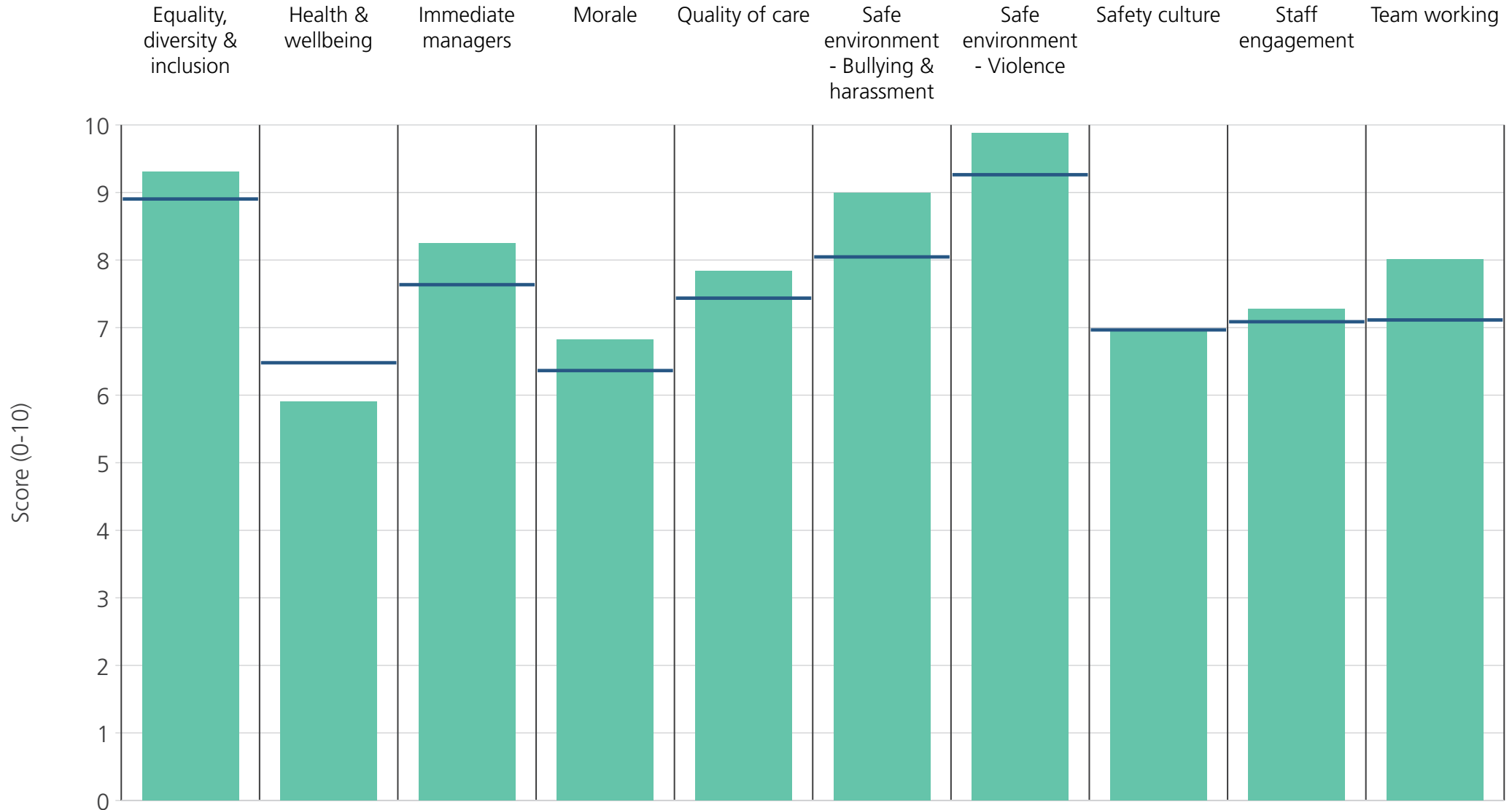
<b>Directorate</b>	7.7	6.5	7.9	6.2	7.5	6.3	7.3	7.2	7.3	7.0
<b>Your org</b>	8.9	6.5	7.6	6.4	7.4	8.0	9.3	7.0	7.1	7.1
<b>Responses</b>	112	112	112	112	112	112	111	112	112	112



<b>Directorate</b>	8.3	5.9	7.5	6.0	7.0	7.1	9.2	6.6	6.8	7.4
<b>Your org</b>	8.9	6.5	7.6	6.4	7.4	8.0	9.3	7.0	7.1	7.1
<b>Responses</b>	37	37	37	37	36	36	36	37	37	37

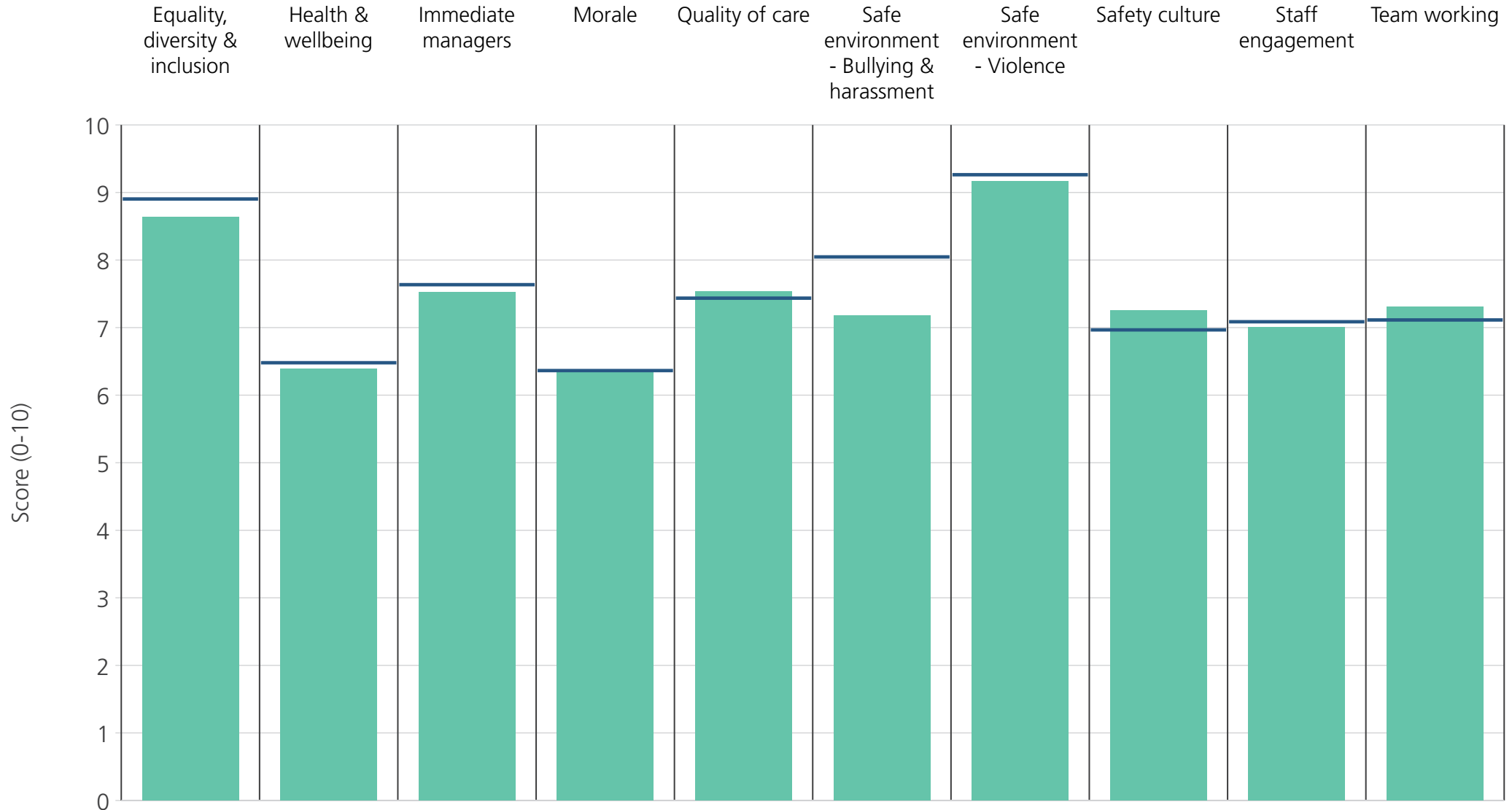


<b>Directorate</b>	8.7	5.6	6.9	5.7	6.8	7.4	9.6	6.8	6.4	6.3
<b>Your org</b>	8.9	6.5	7.6	6.4	7.4	8.0	9.3	7.0	7.1	7.1
<b>Responses</b>	202	203	203	202	184	199	203	202	205	202

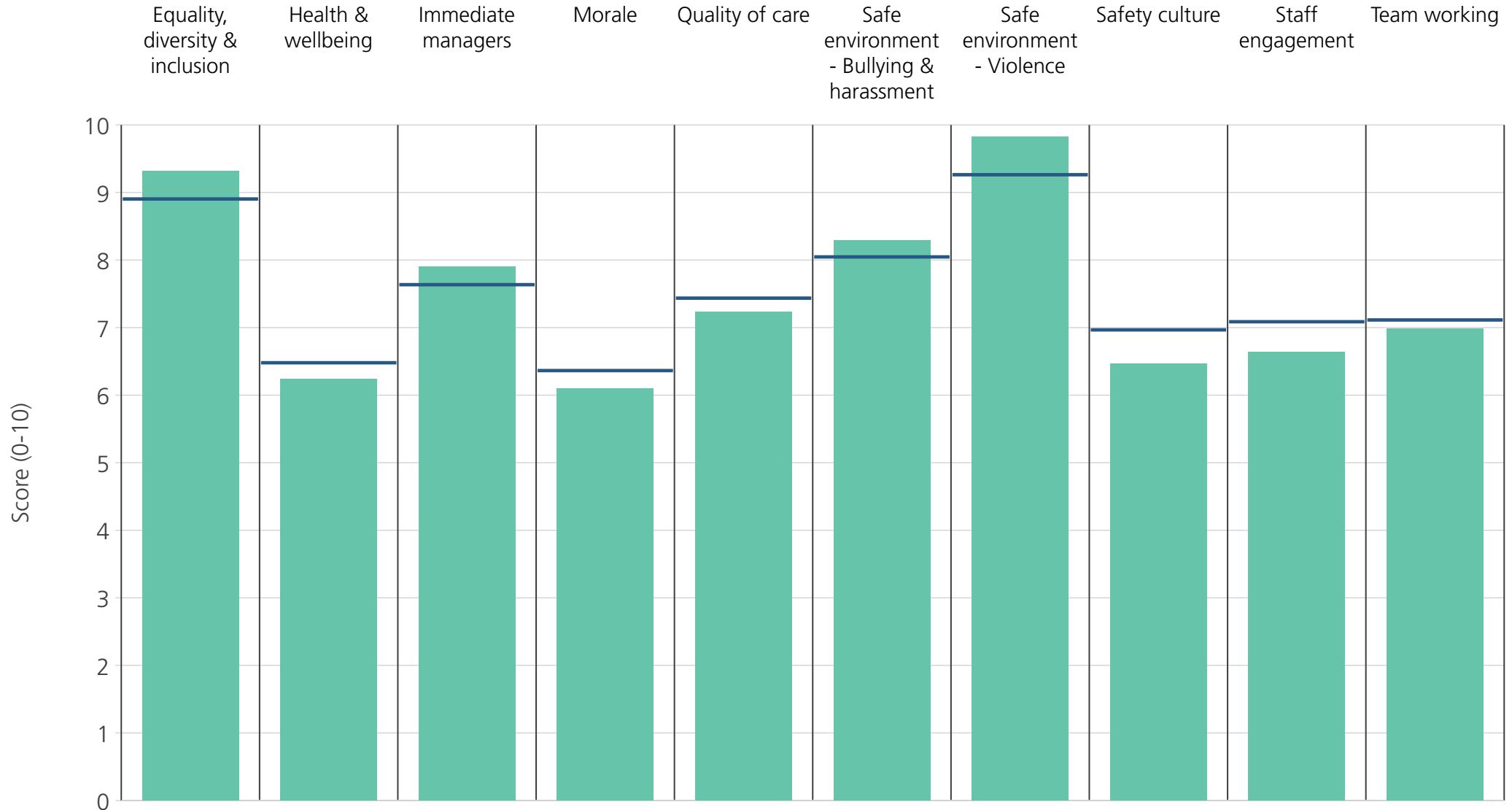


<b>Directorate</b>	9.3	5.9	8.3	6.8	7.8	9.0	9.9	6.9	7.3	8.0
<b>Your org</b>	8.9	6.5	7.6	6.4	7.4	8.0	9.3	7.0	7.1	7.1
<b>Responses</b>	54	54	54	54	50	53	54	54	54	52

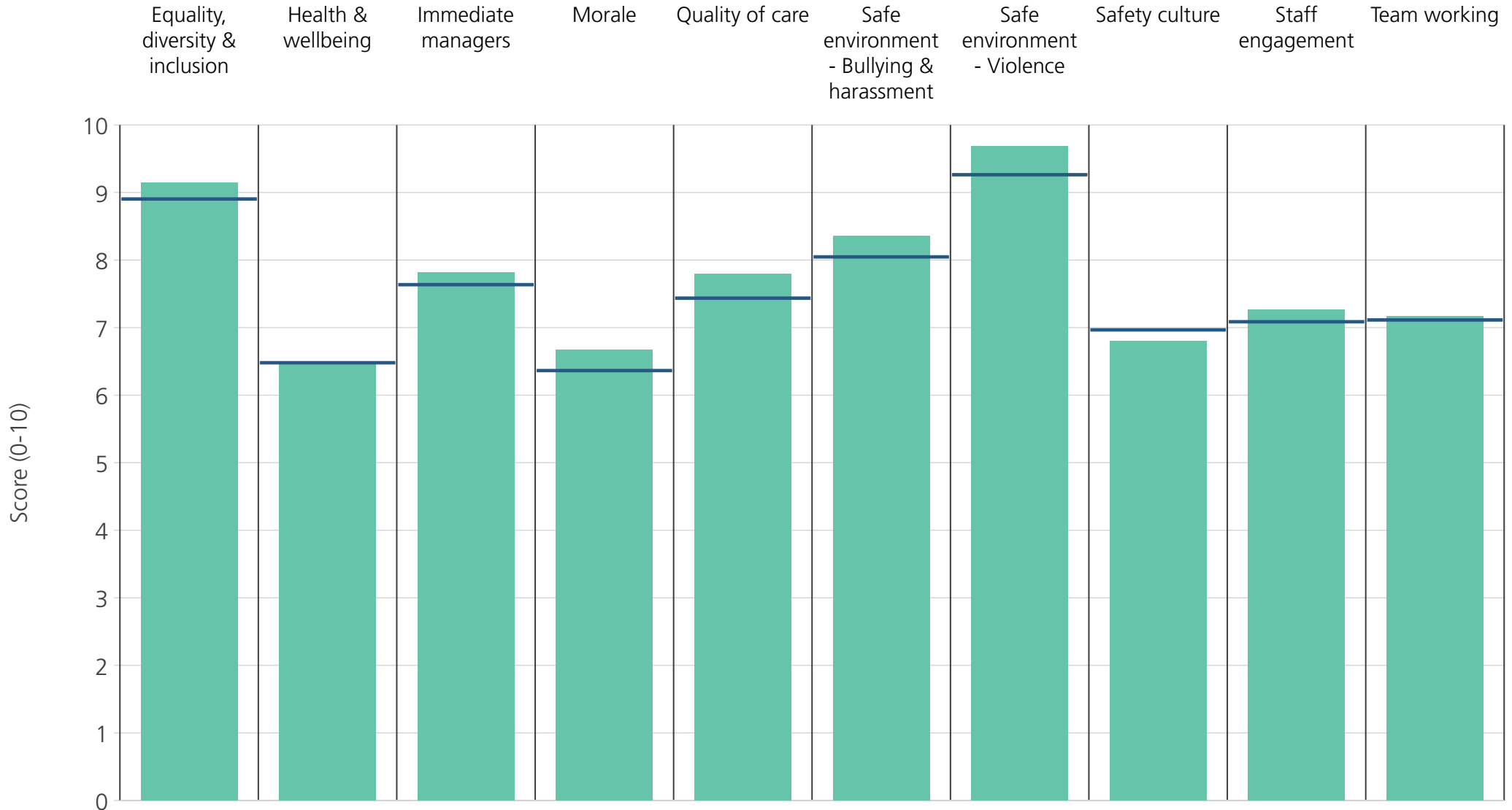




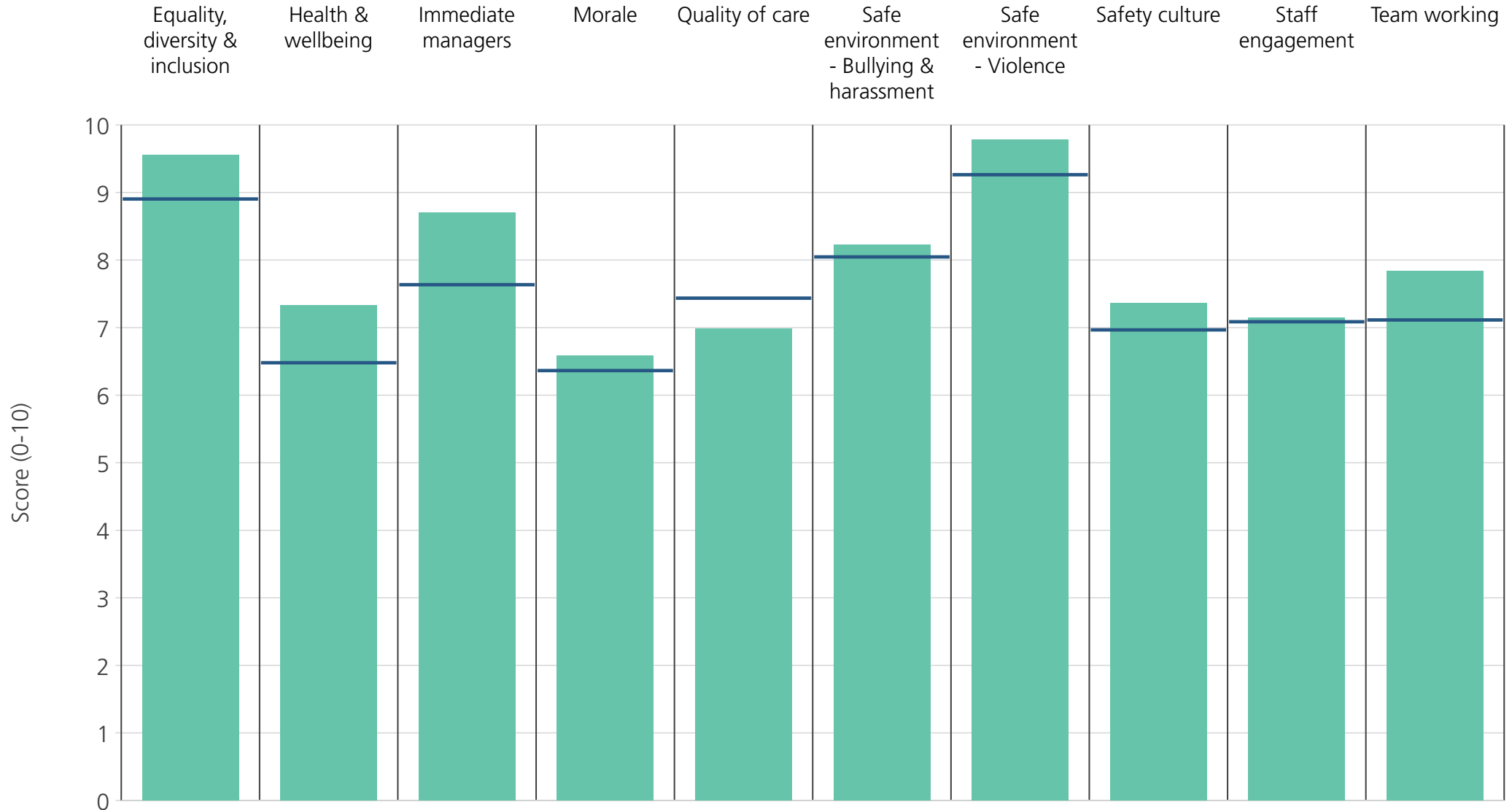
<b>Directorate</b>	8.6	6.4	7.5	6.4	7.5	7.2	9.2	7.3	7.0	7.3
<b>Your org</b>	8.9	6.5	7.6	6.4	7.4	8.0	9.3	7.0	7.1	7.1
<b>Responses</b>	53	53	53	53	49	52	52	53	53	53



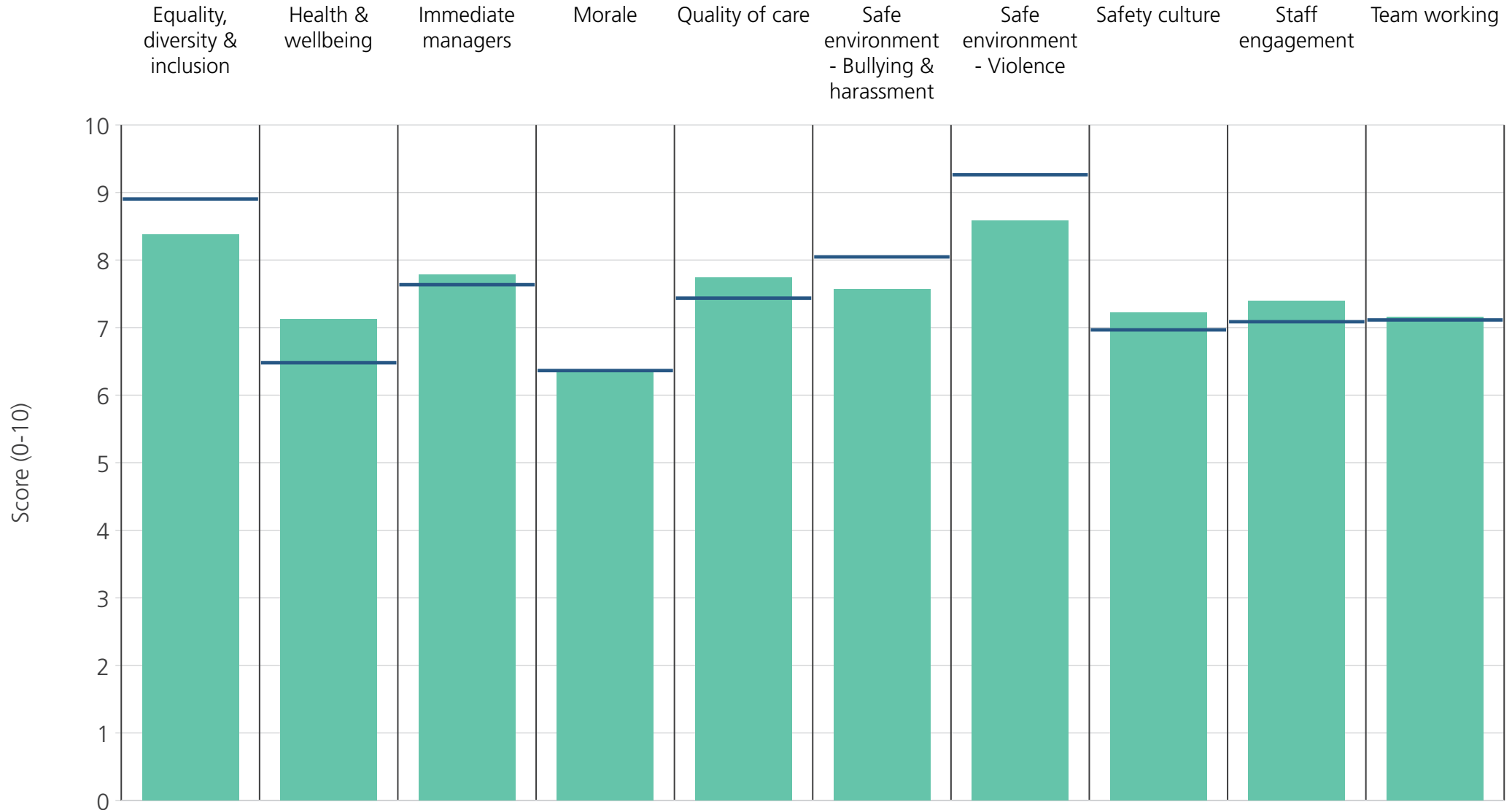
<b>Directorate</b>	9.3	6.2	7.9	6.1	7.2	8.3	9.8	6.5	6.6	7.0
<b>Your org</b>	8.9	6.5	7.6	6.4	7.4	8.0	9.3	7.0	7.1	7.1
<b>Responses</b>	39	39	39	39	37	37	39	39	41	41



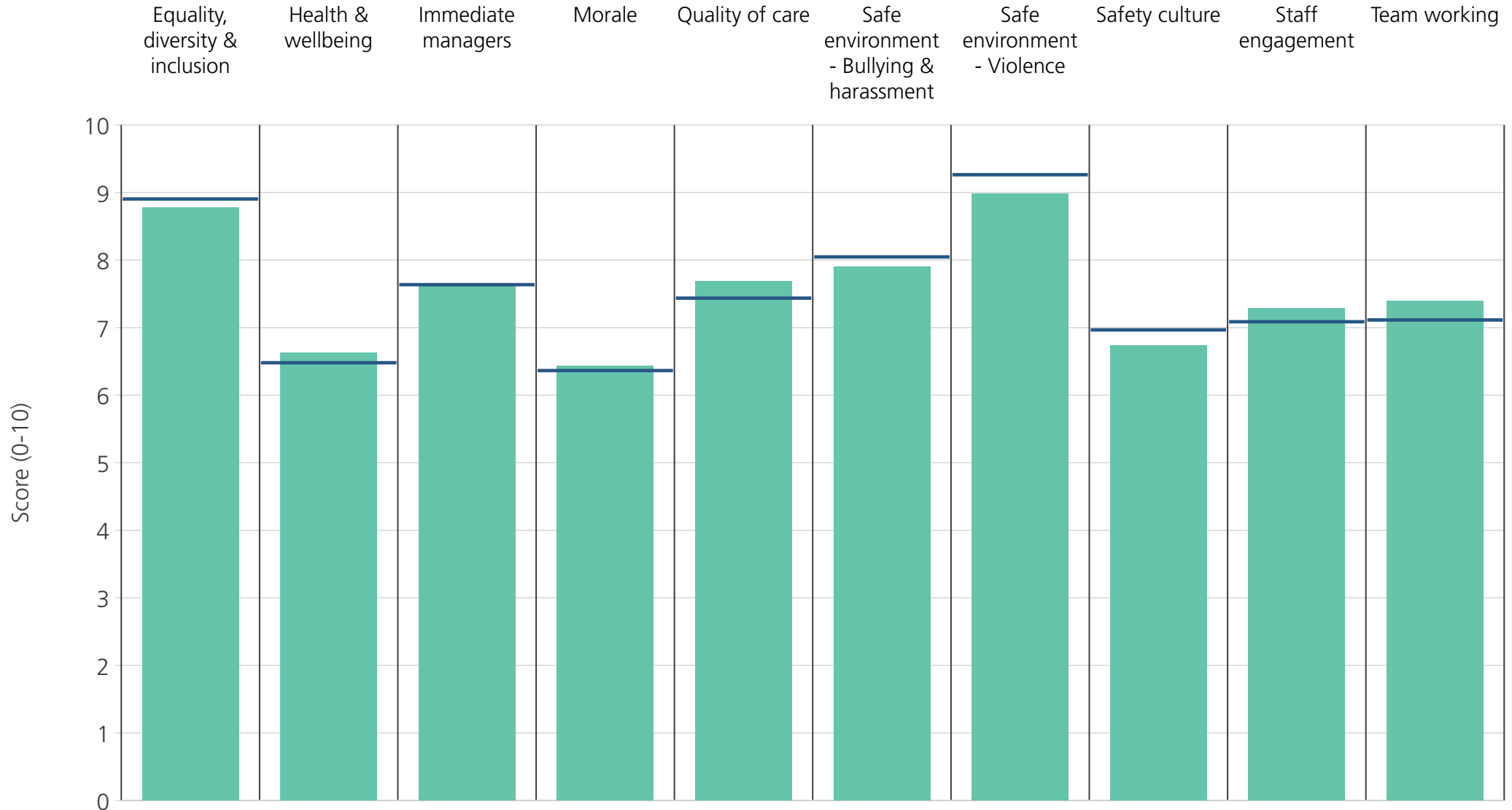
<b>Directorate</b>	9.1	6.5	7.8	6.7	7.8	8.4	9.7	6.8	7.3	7.2
<b>Your org</b>	8.9	6.5	7.6	6.4	7.4	8.0	9.3	7.0	7.1	7.1
<b>Responses</b>	64	64	64	64	63	63	64	64	65	64



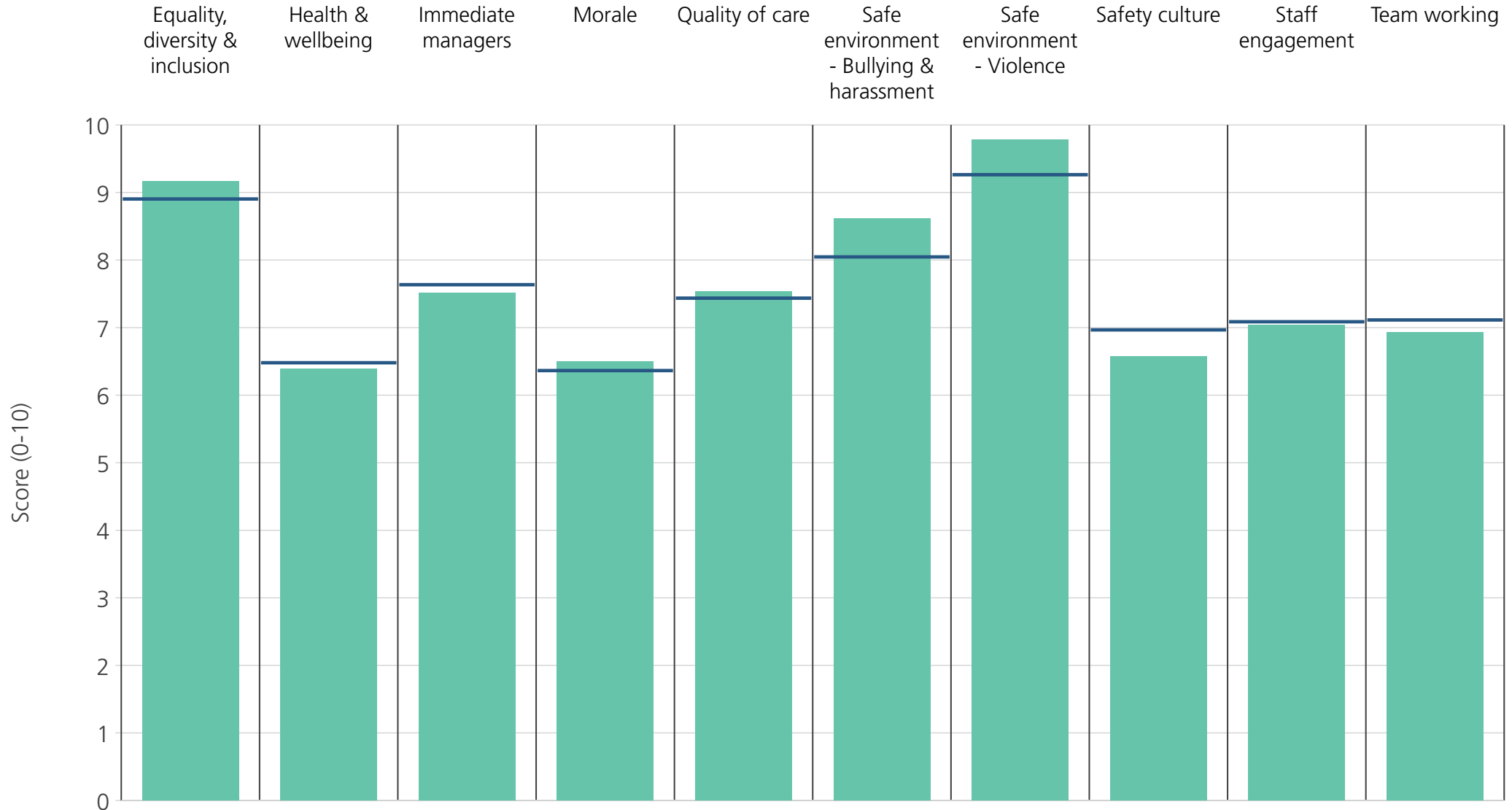
<b>Directorate</b>	9.6	7.3	8.7	6.6	7.0	8.2	9.8	7.4	7.1	7.8
<b>Your org</b>	8.9	6.5	7.6	6.4	7.4	8.0	9.3	7.0	7.1	7.1
<b>Responses</b>	15	15	15	15	13	15	15	15	15	15



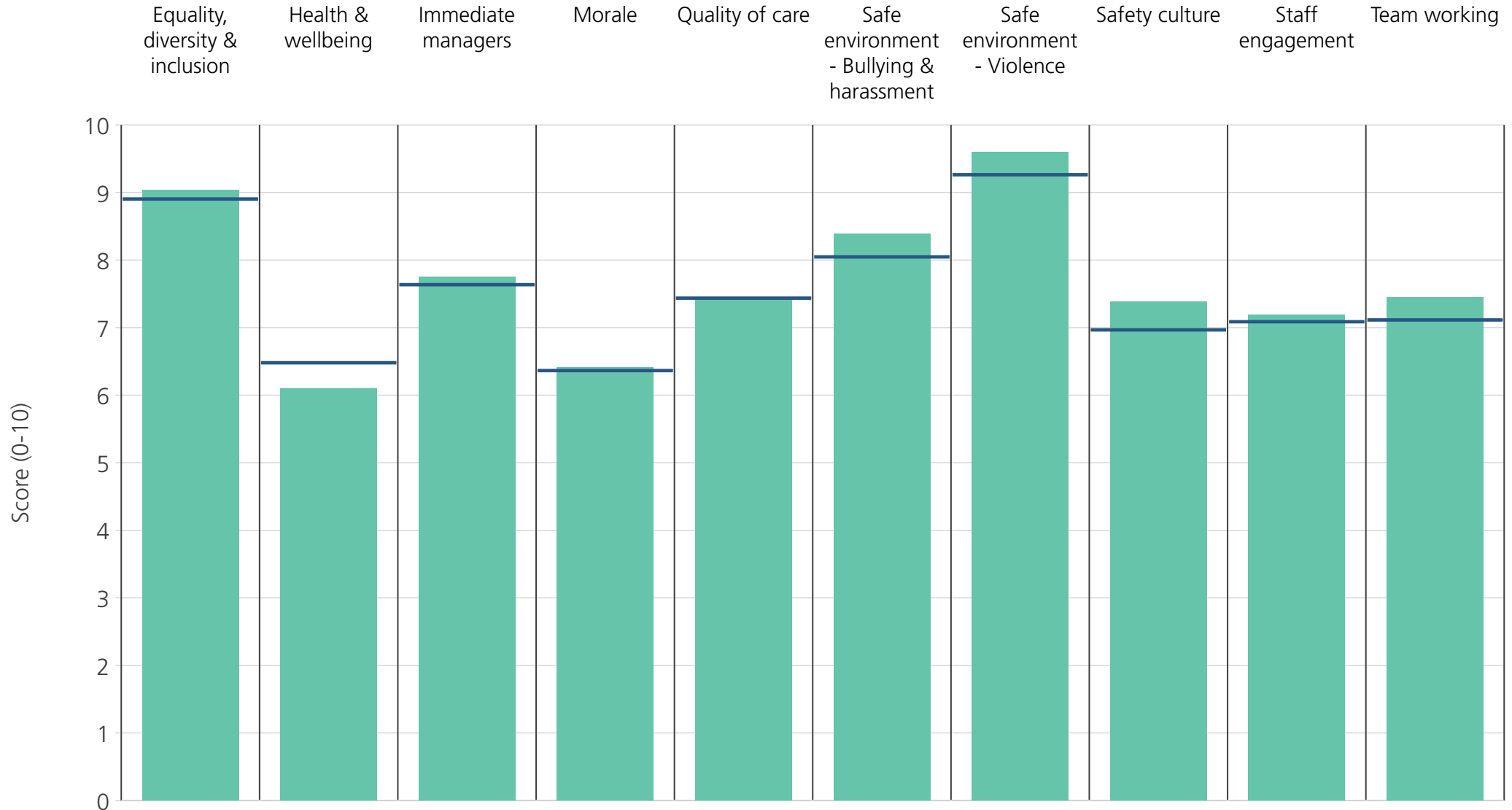
<b>Directorate</b>	8.4	7.1	7.8	6.4	7.7	7.6	8.6	7.2	7.4	7.2
<b>Your org</b>	8.9	6.5	7.6	6.4	7.4	8.0	9.3	7.0	7.1	7.1
<b>Responses</b>	120	120	120	120	115	115	118	120	120	116



<b>Directorate</b>	8.8	6.6	7.7	6.4	7.7	7.9	9.0	6.7	7.3	7.4
<b>Your org</b>	8.9	6.5	7.6	6.4	7.4	8.0	9.3	7.0	7.1	7.1
<b>Responses</b>	110	110	111	111	102	107	108	110	114	114

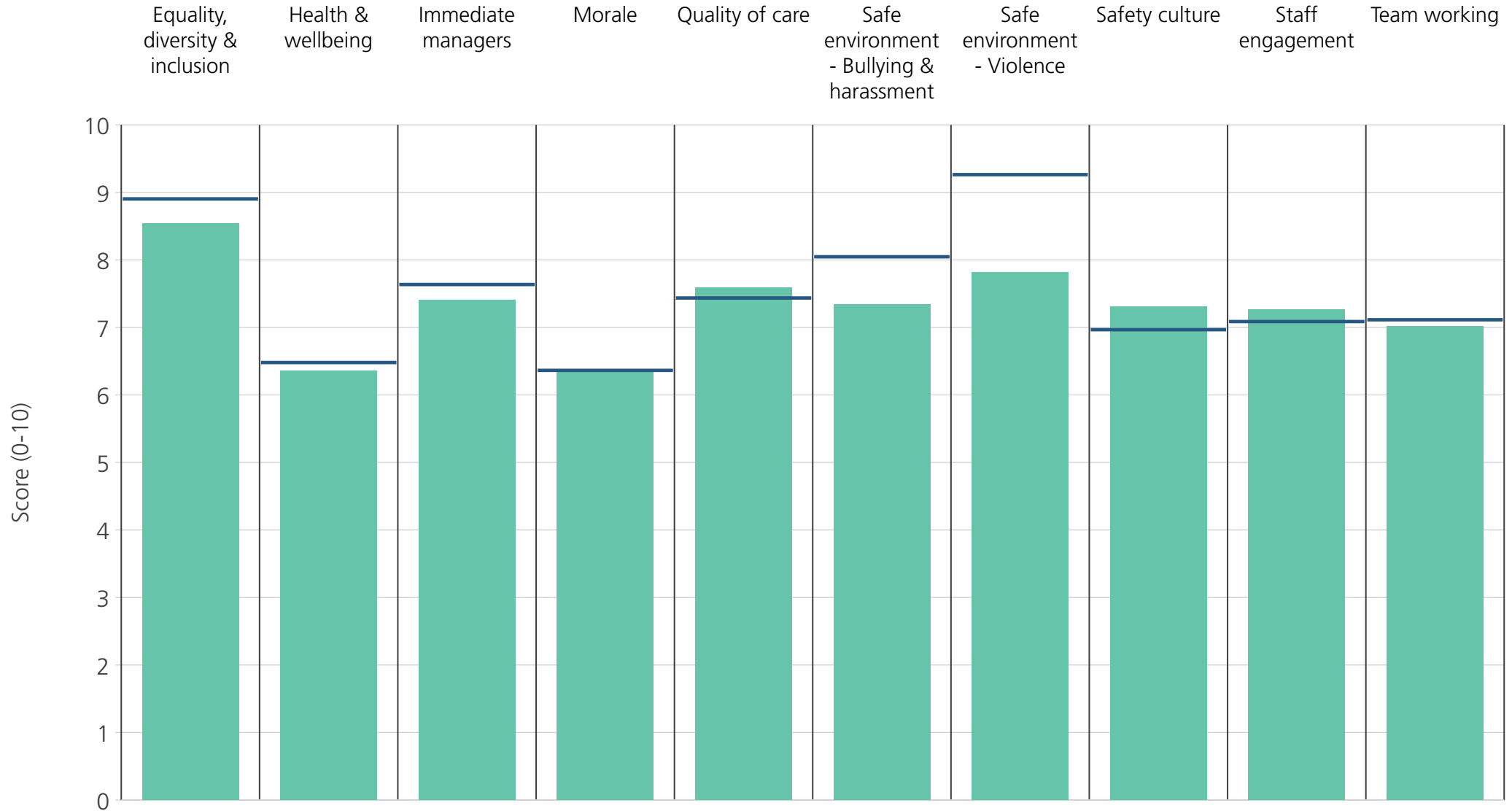


<b>Directorate</b>	9.2	6.4	7.5	6.5	7.5	8.6	9.8	6.6	7.0	6.9
<b>Your org</b>	8.9	6.5	7.6	6.4	7.4	8.0	9.3	7.0	7.1	7.1
<b>Responses</b>	137	139	139	138	134	135	138	139	140	140

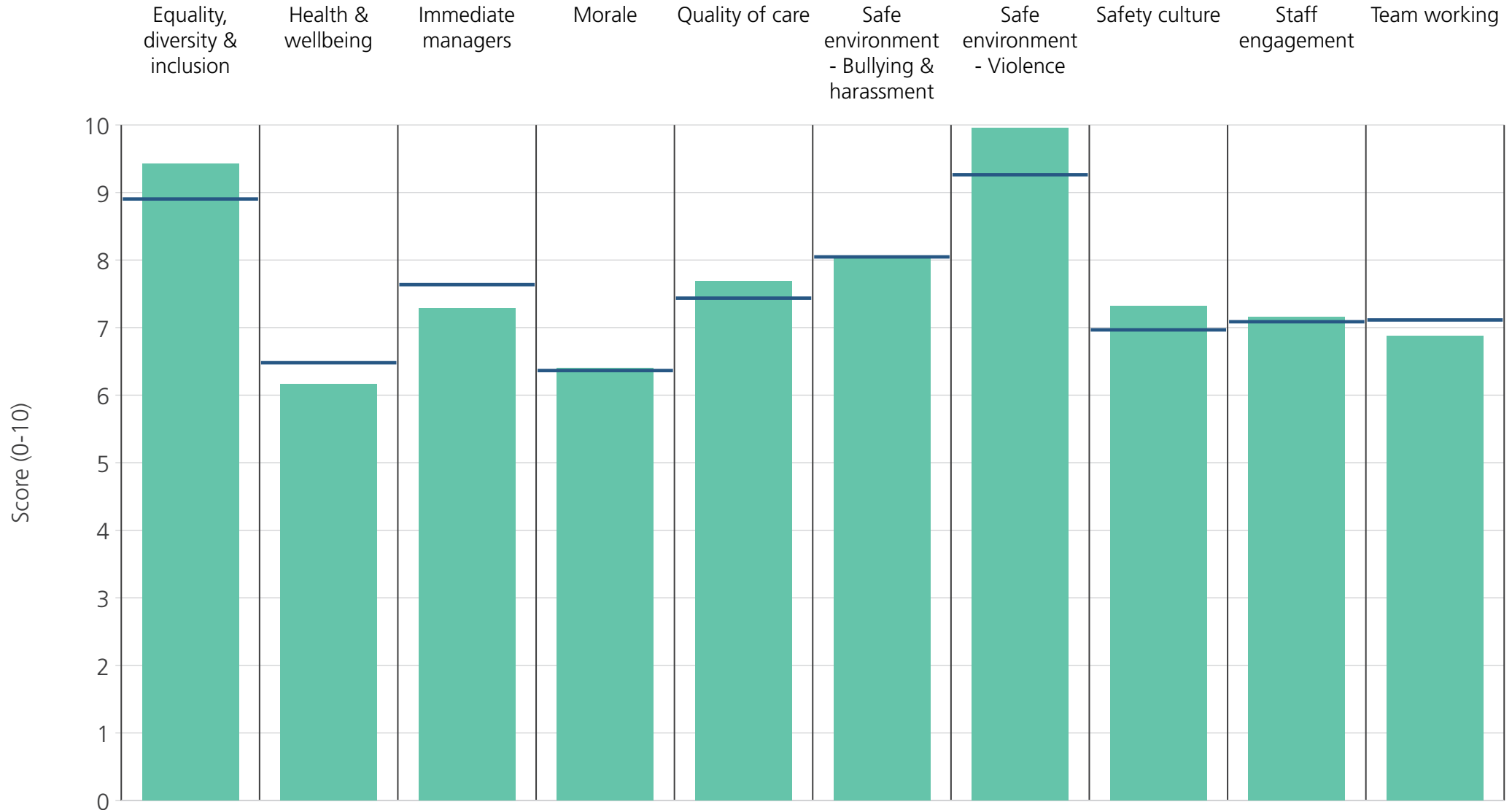


<b>Directorate</b>	9.0	6.1	7.8	6.4	7.4	8.4	9.6	7.4	7.2	7.5
<b>Your org</b>	8.9	6.5	7.6	6.4	7.4	8.0	9.3	7.0	7.1	7.1
<b>Responses</b>	133	133	133	133	133	130	133	133	134	134

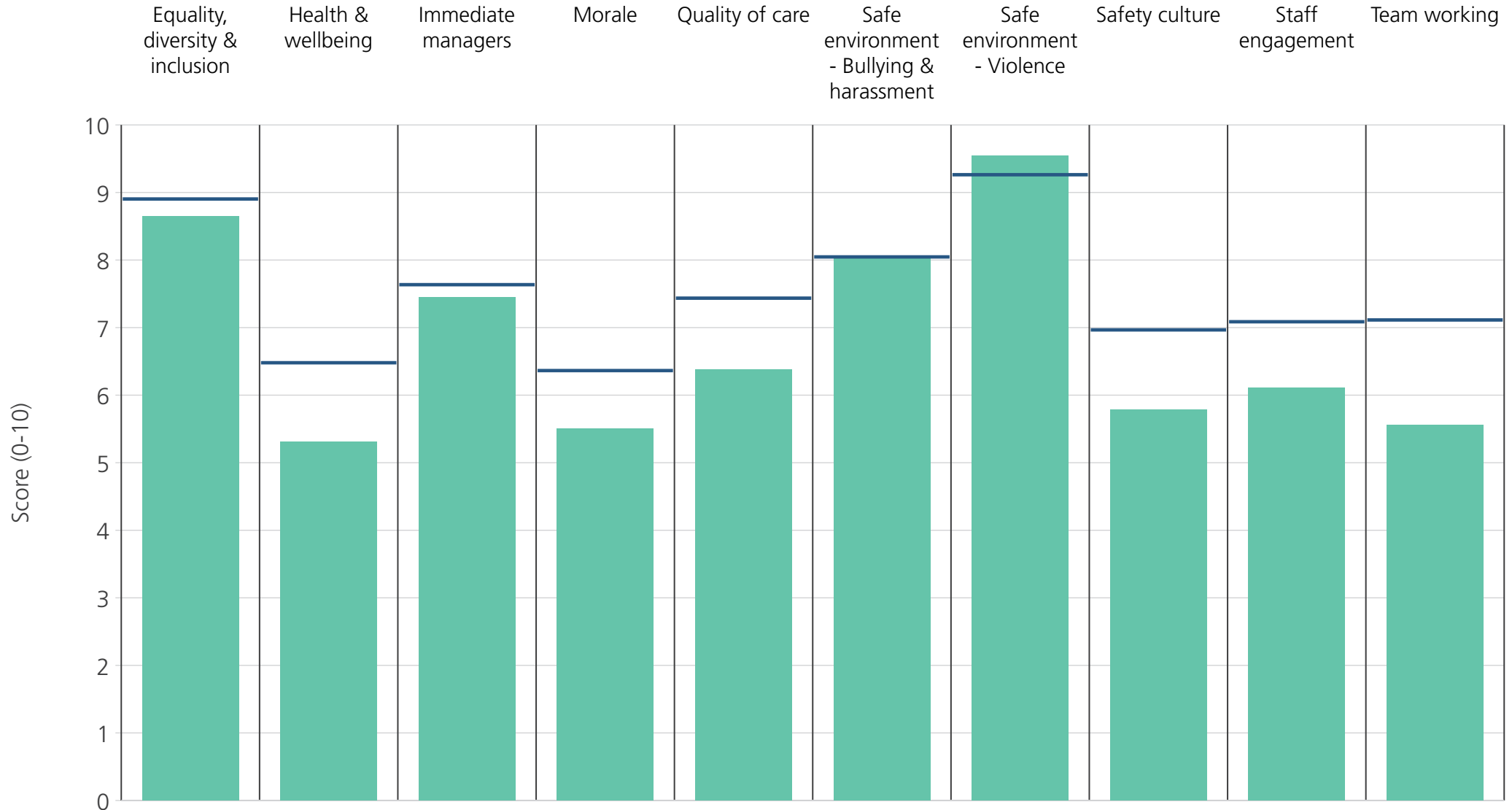




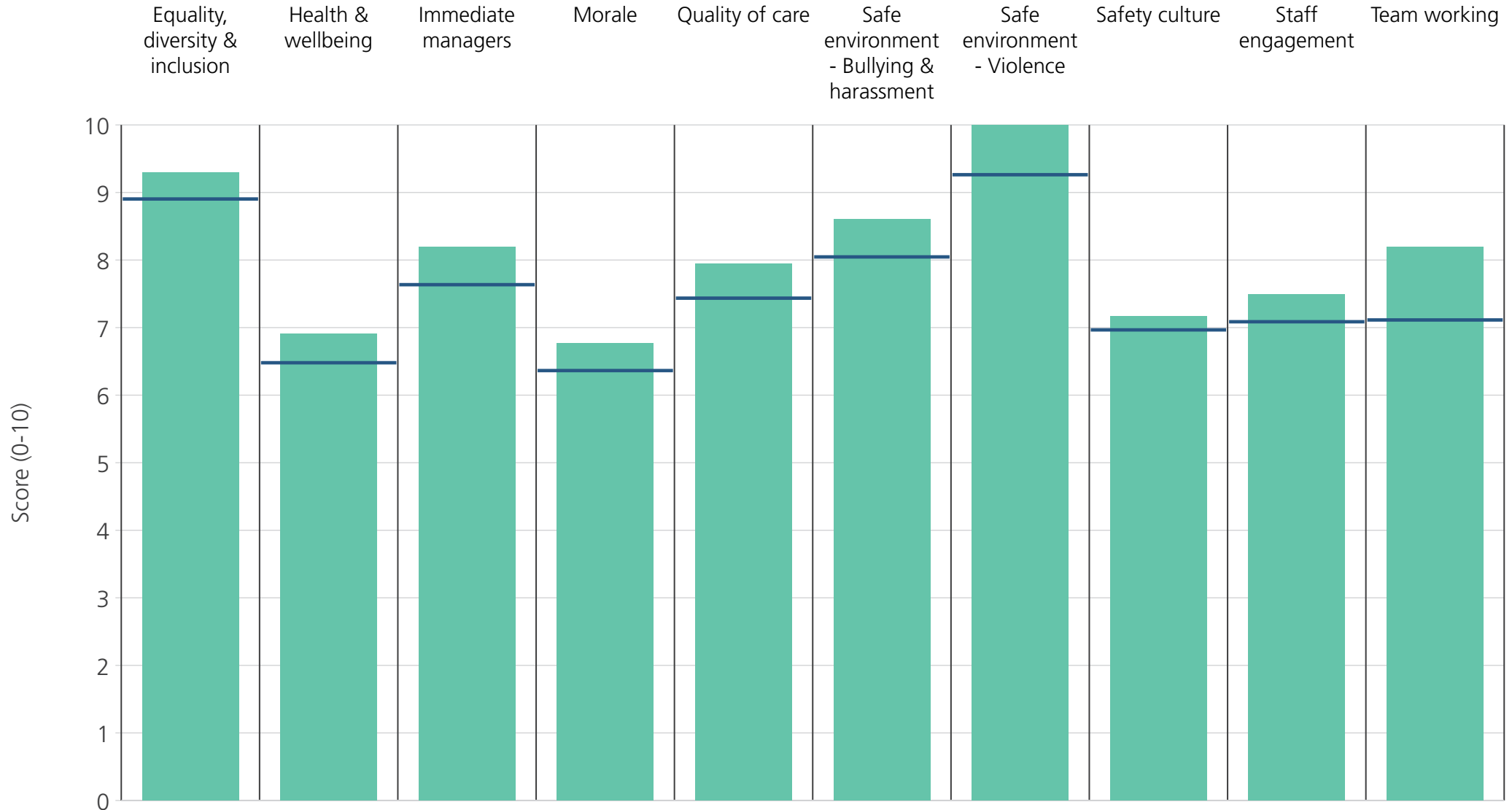
<b>Directorate</b>	8.5	6.4	7.4	6.4	7.6	7.3	7.8	7.3	7.3	7.0
<b>Your org</b>	8.9	6.5	7.6	6.4	7.4	8.0	9.3	7.0	7.1	7.1
<b>Responses</b>	110	110	109	109	108	104	109	110	110	108



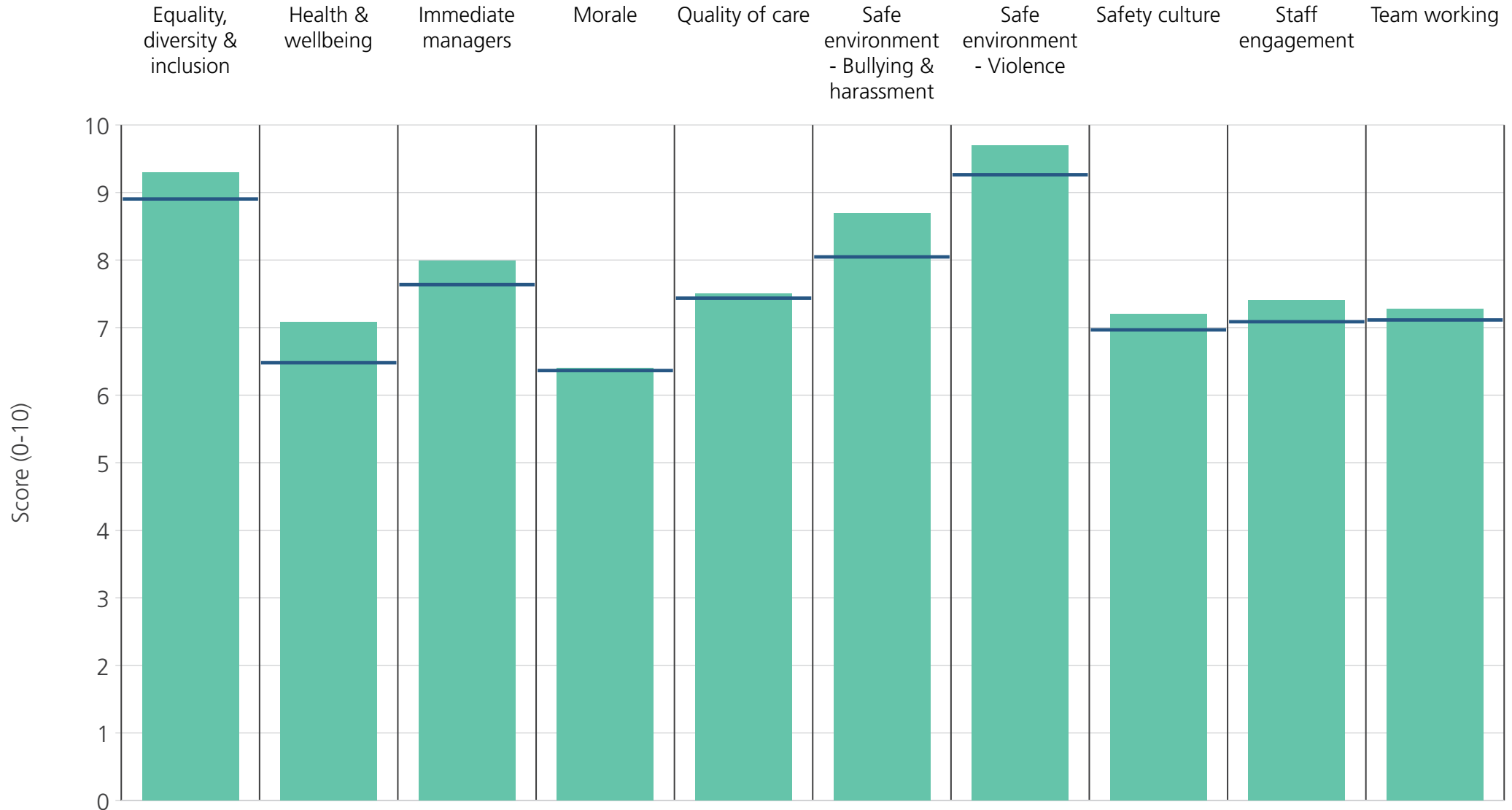
<b>Directorate</b>	9.4	6.2	7.3	6.4	7.7	8.1	10.0	7.3	7.2	6.9
<b>Your org</b>	8.9	6.5	7.6	6.4	7.4	8.0	9.3	7.0	7.1	7.1
<b>Responses</b>	67	67	67	65	50	65	67	67	67	66



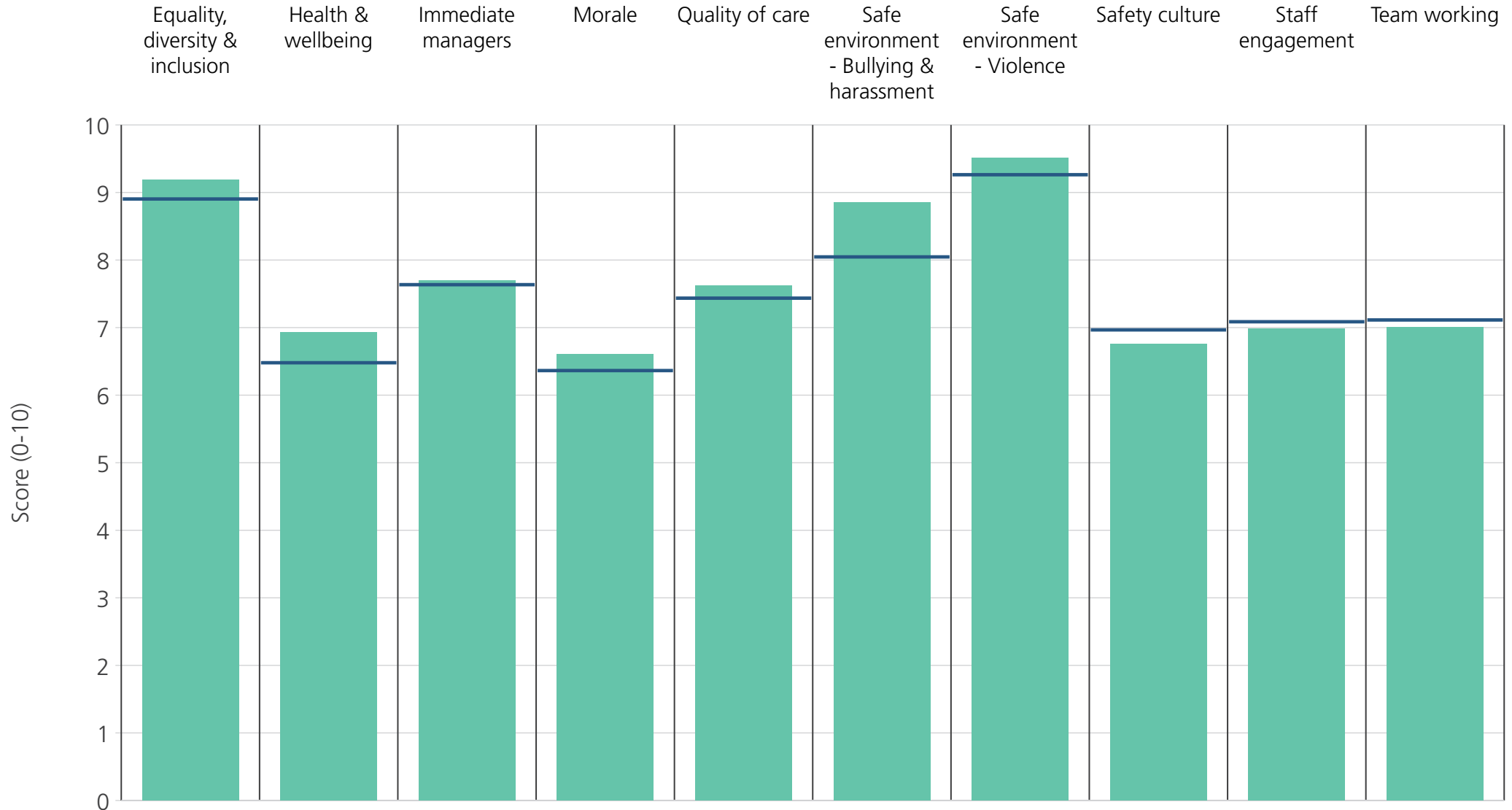
<b>Directorate</b>	8.6	5.3	7.4	5.5	6.4	8.0	9.5	5.8	6.1	5.6
<b>Your org</b>	8.9	6.5	7.6	6.4	7.4	8.0	9.3	7.0	7.1	7.1
<b>Responses</b>	29	29	29	29	29	29	29	29	29	29



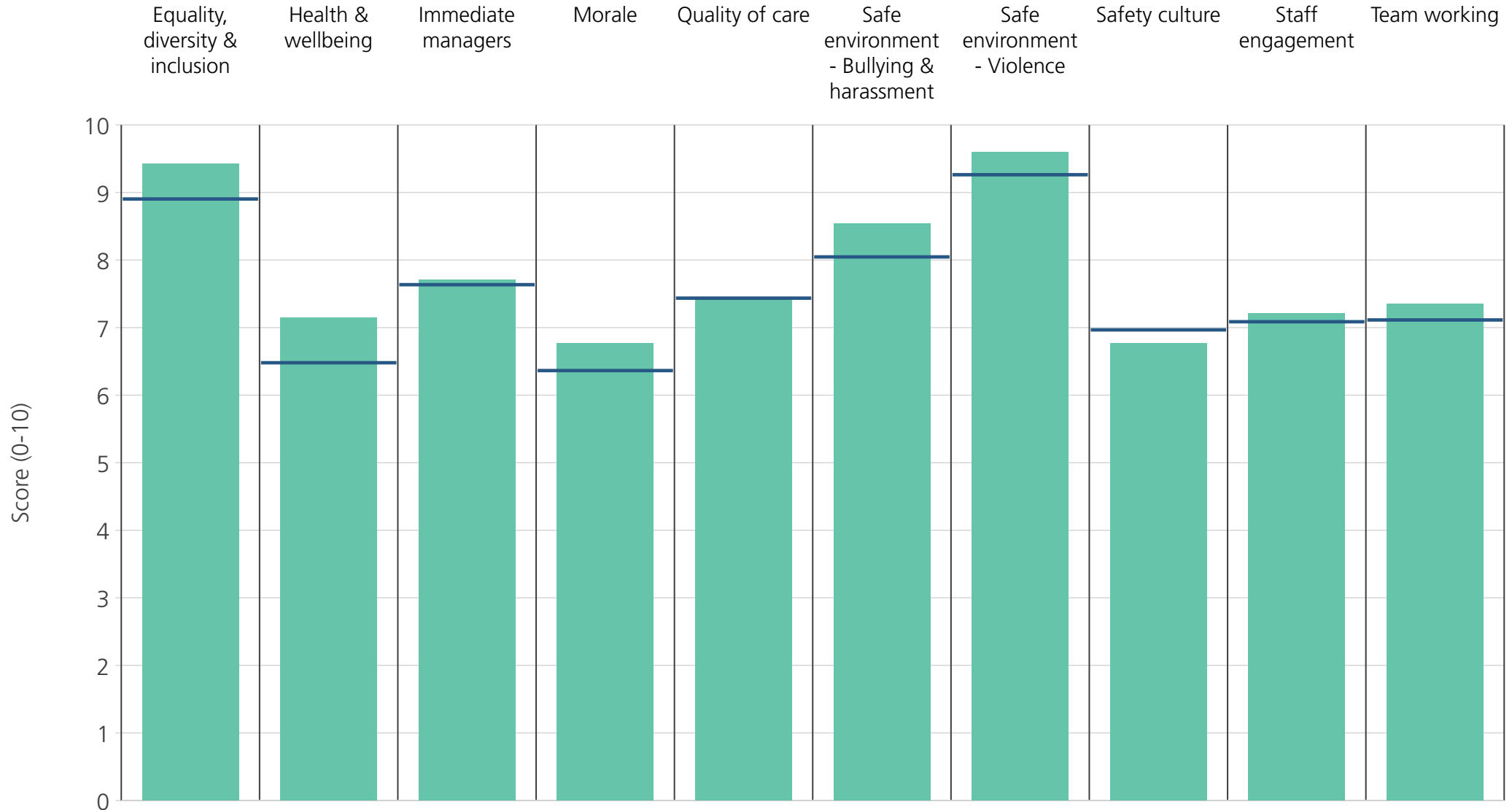
<b>Directorate</b>	9.3	6.9	8.2	6.8	7.9	8.6	10.0	7.2	7.5	8.2
<b>Your org</b>	8.9	6.5	7.6	6.4	7.4	8.0	9.3	7.0	7.1	7.1
<b>Responses</b>	67	67	67	67	36	62	67	67	67	65



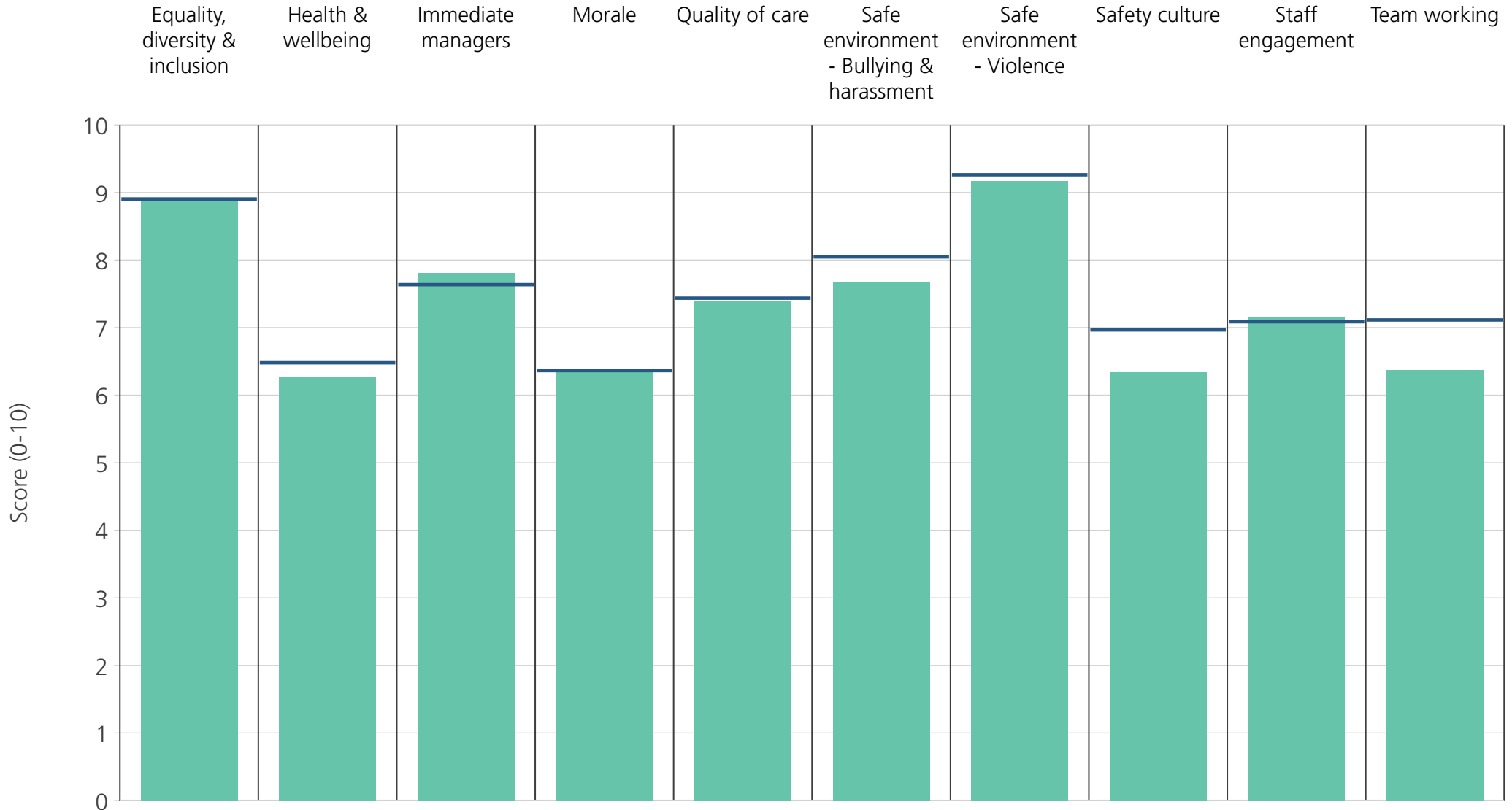
<b>Directorate</b>	9.3	7.1	8.0	6.4	7.5	8.7	9.7	7.2	7.4	7.3
<b>Your org</b>	8.9	6.5	7.6	6.4	7.4	8.0	9.3	7.0	7.1	7.1
<b>Responses</b>	85	86	86	86	51	84	86	86	86	85



<b>Directorate</b>	9.2	6.9	7.7	6.6	7.6	8.9	9.5	6.8	7.0	7.0
<b>Your org</b>	8.9	6.5	7.6	6.4	7.4	8.0	9.3	7.0	7.1	7.1
<b>Responses</b>	170	171	171	169	72	163	168	169	171	170

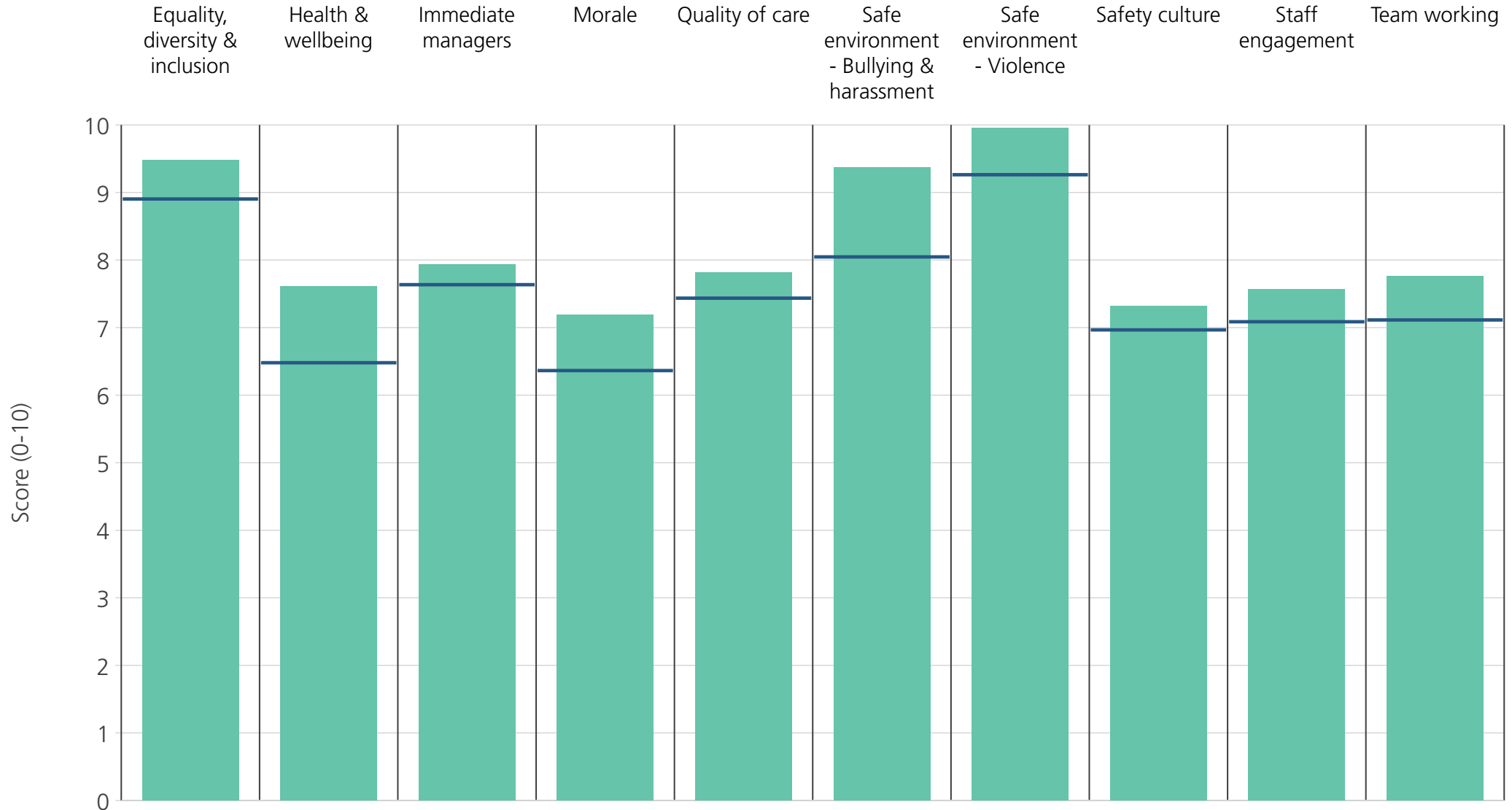


<b>Directorate</b>	9.4	7.1	7.7	6.8	7.4	8.5	9.6	6.8	7.2	7.3
<b>Your org</b>	8.9	6.5	7.6	6.4	7.4	8.0	9.3	7.0	7.1	7.1
<b>Responses</b>	75	75	75	74	55	73	75	75	75	75

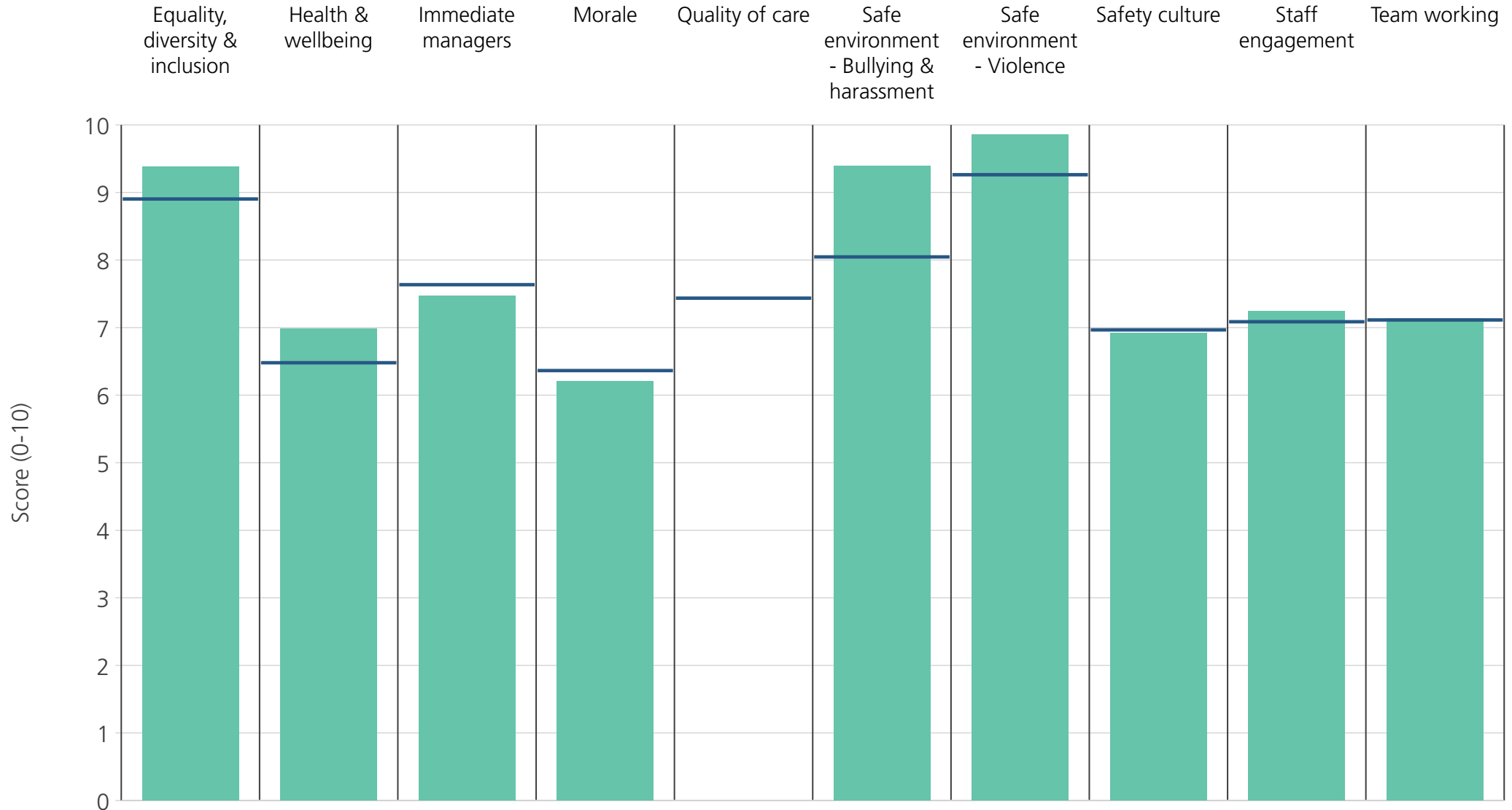


<b>Directorate</b>	8.9	6.3	7.8	6.4	7.4	7.7	9.2	6.3	7.1	6.4
<b>Your org</b>	8.9	6.5	7.6	6.4	7.4	8.0	9.3	7.0	7.1	7.1
<b>Responses</b>	20	20	21	20	16	20	20	20	21	21





<b>Directorate</b>	9.5	7.6	7.9	7.2	7.8	9.4	10.0	7.3	7.6	7.8
<b>Your org</b>	8.9	6.5	7.6	6.4	7.4	8.0	9.3	7.0	7.1	7.1
<b>Responses</b>	77	77	77	77	24	74	77	77	77	76



<b>Directorate</b>	9.4	7.0	7.5	6.2	7.4	9.4	9.9	6.9	7.2	7.1
<b>Your org</b>	8.9	6.5	7.6	6.4	7.4	8.0	9.3	7.0	7.1	7.1
<b>Responses</b>	71	71	71	71	8	71	71	71	71	68