

# South Central Ambulance Service NHS Foundation Trust

2020 NHS Staff Survey

**Directorate Report**

**Contents**

Introduction . . . . .	3	HR and Education Directorate . . . . .	26
Themes – Directorates 1 . . . . .	4	Indirect Resources . . . . .	27
Commercial Services . . . . .	5	Operational Support Services . . . . .	28
Corporate Support Services . . . . .	6	PTS . . . . .	29
OPERATIONS - 999 . . . . .	7	Patient Care Directorate . . . . .	30
Operations - 999 . . . . .	8		
Operations - CCC . . . . .	9		
Operations - Support . . . . .	10		
Themes – Directorates 2 . . . . .	11		
999 Management Team . . . . .	12		
999 NE . . . . .	13		
999 NN . . . . .	14		
999 NS . . . . .	15		
999 NW . . . . .	16		
999 SE . . . . .	17		
999 SN . . . . .	18		
999 SW . . . . .	19		
CCC 111 . . . . .	20		
CCC CAT . . . . .	21		
CCC EOC . . . . .	22		
CLS & CS Training . . . . .	23		
Corporate Services . . . . .	24		
Finance Directorate . . . . .	25		

This directorate report for South Central Ambulance Service NHS Foundation Trust contains results by directorate for themes from the 2020 NHS Staff Survey. These results are compared to the unweighted average for your organisation.

**Please note:** It is possible that there are differences between the 'Your org' scores reported in this directorate report and those in the benchmark report. This is because the results in the benchmark report are weighted to allow for fair comparisons between organisations of a similar type. However, in this report comparisons are made within your organisation so the unweighted organisation result is a more appropriate point of comparison.

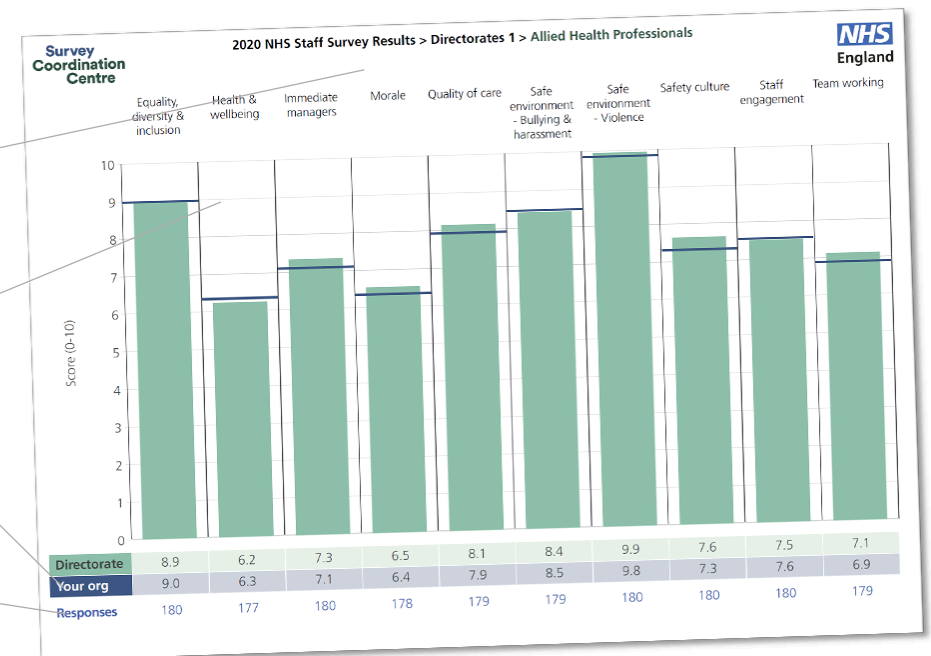
The directorate breakdowns used in this report were provided and defined by South Central Ambulance Service NHS Foundation Trust. Details of how the theme scores were calculated are included in the Technical Document, available to download from our [results website](#).

## Key features

Breakdown type and **directorate name** are specified in the header. Black text in the header is hyperlinked: clicking on '2020 NHS Staff Survey Results' navigates back to the contents page.

Directorate results are presented in the context of the (unweighted) **organisation average ('Your org')**, so it is easy to tell if a directorate is performing better or worse than the organisation average. For all themes, a higher score is a better result than a lower score.

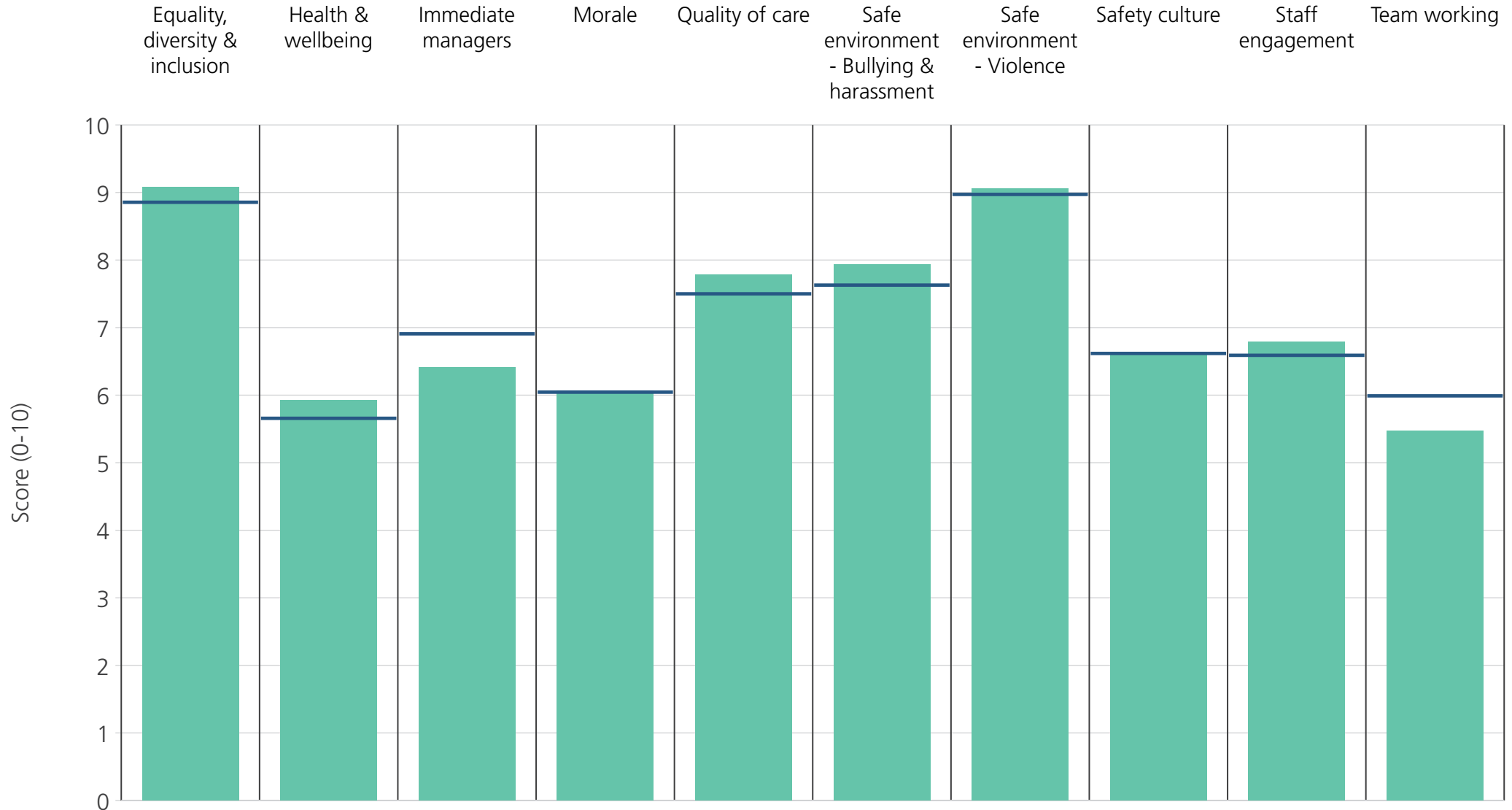
The **number of responses** feeding into each theme score **for the given directorate** is specified below the table containing the directorate and trust scores.



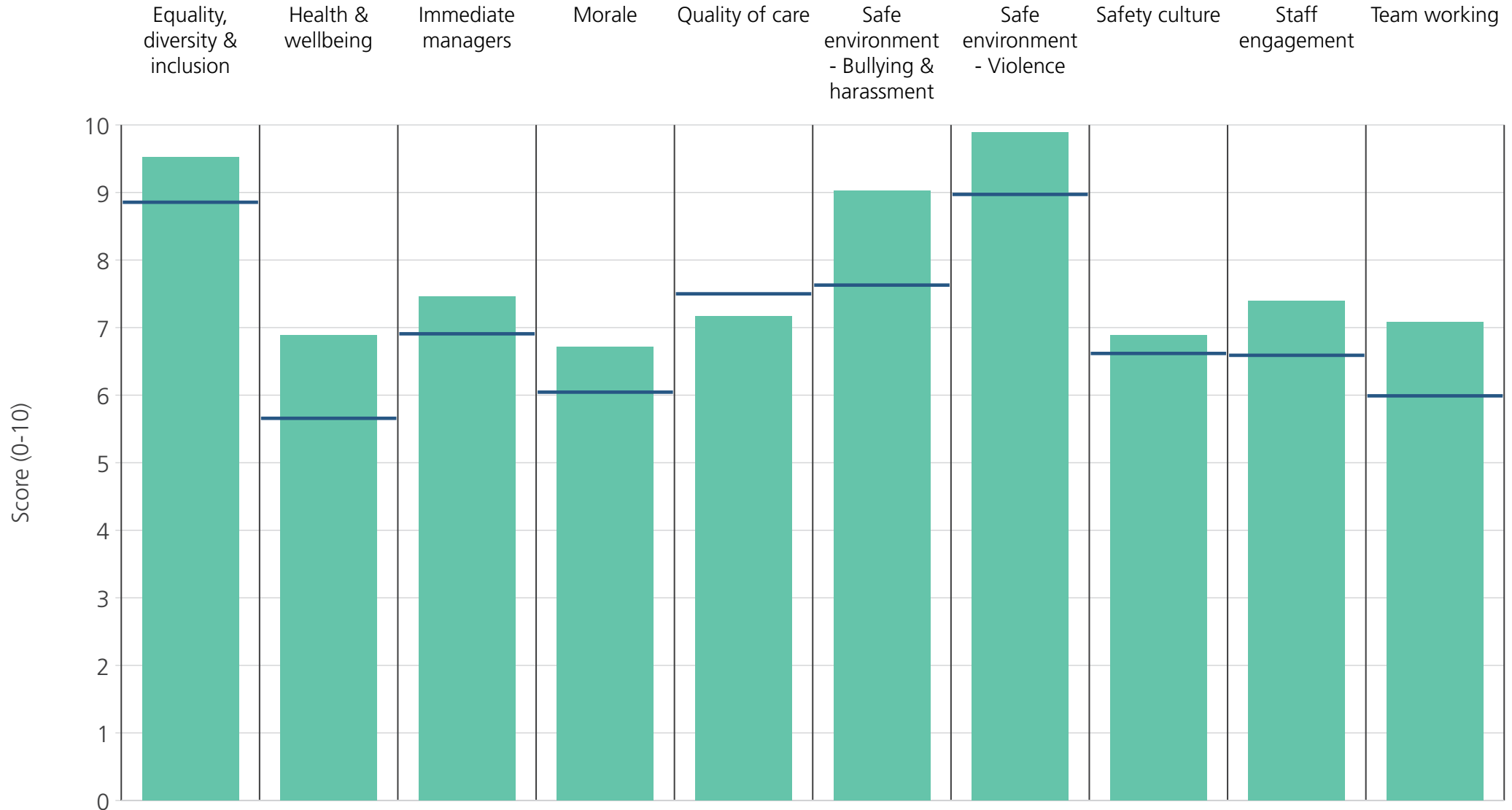
**! Note:** when there are less than 11 responses in a group, results are suppressed to protect staff confidentiality

# Directorates 1

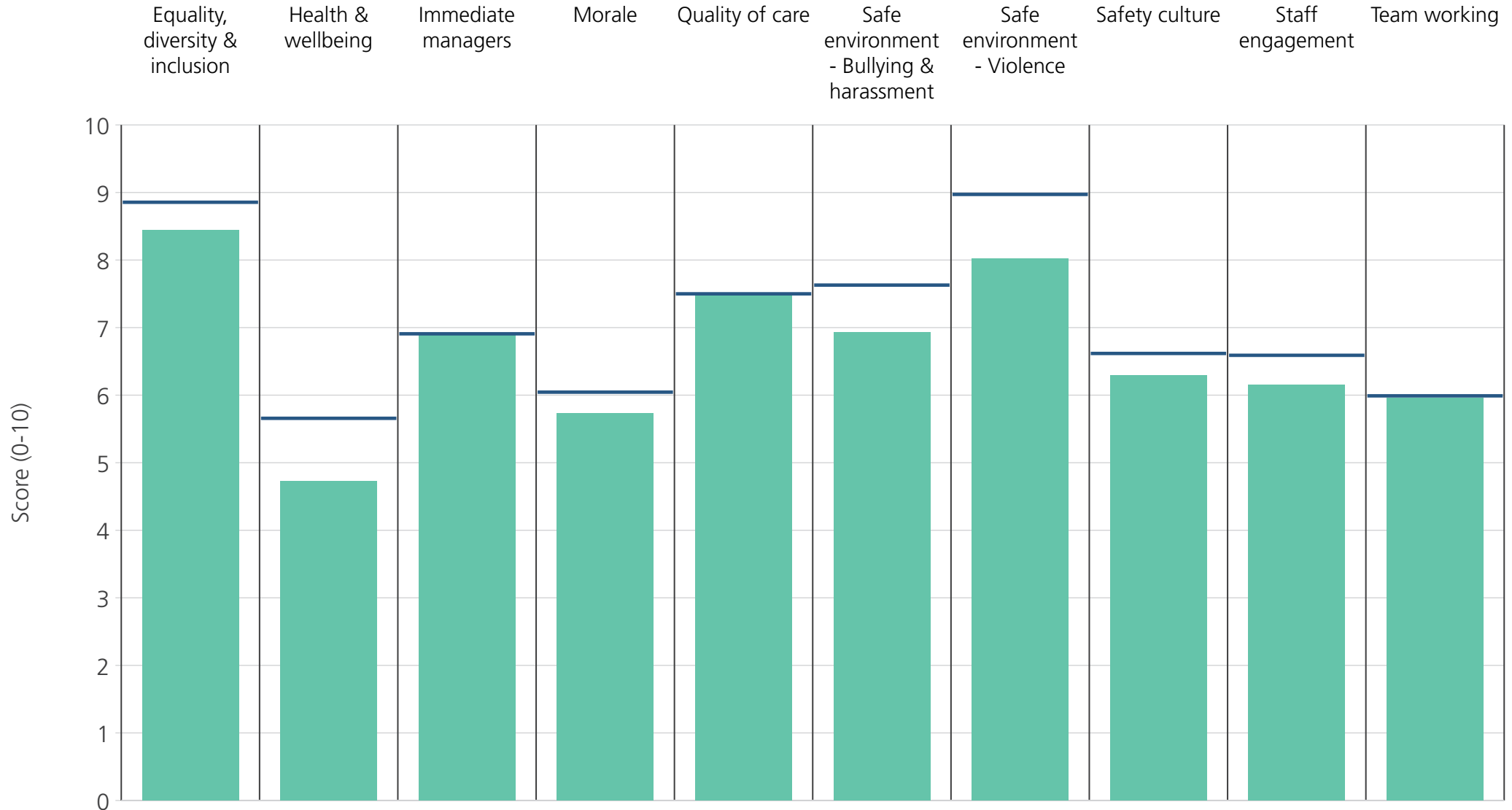
South Central Ambulance Service NHS Foundation Trust  
2020 NHS Staff Survey Results



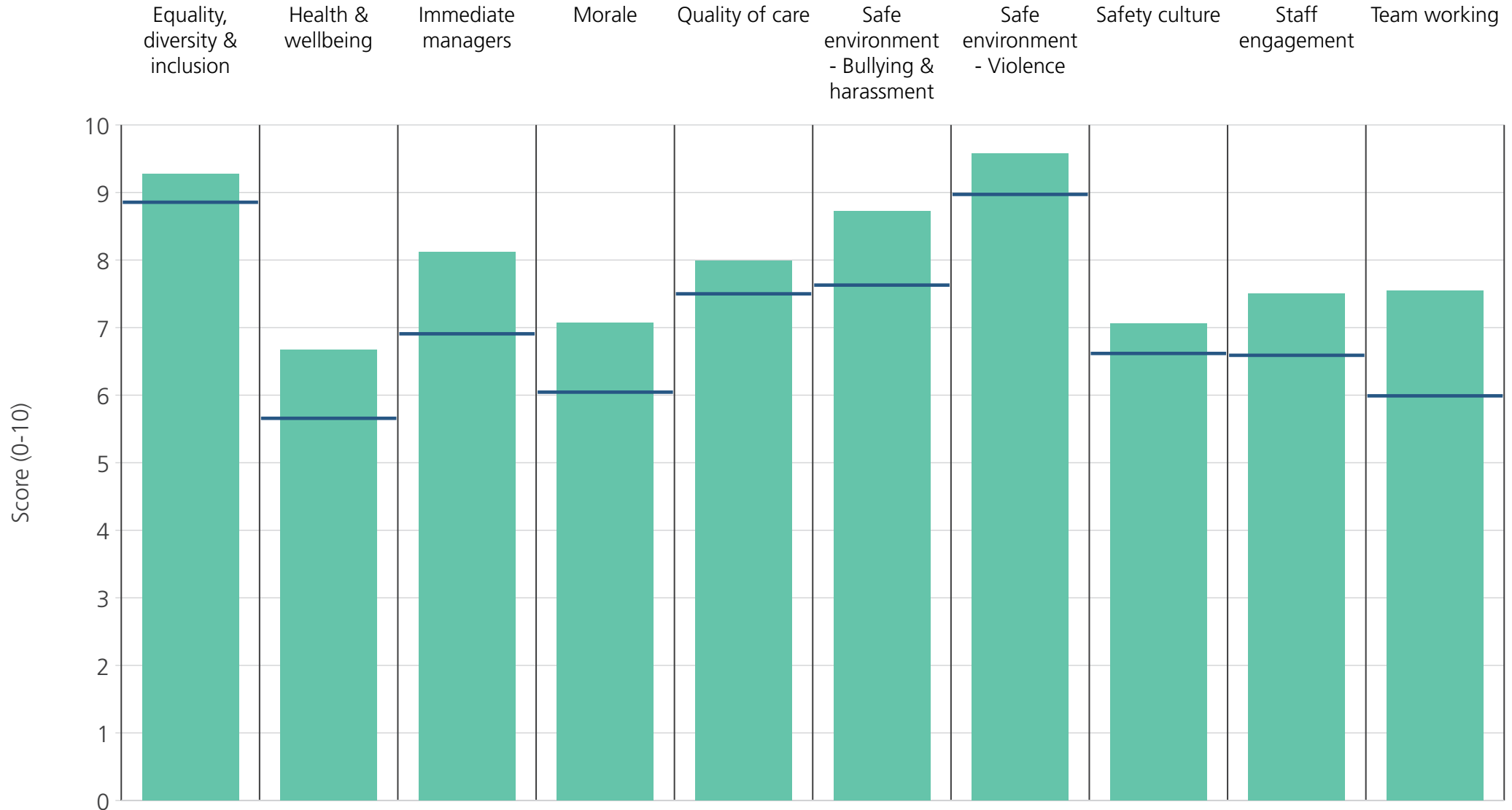
<b>Directorate</b>	9.1	5.9	6.4	6.1	7.8	7.9	9.1	6.6	6.8	5.5
<b>Your org</b>	8.9	5.7	6.9	6.0	7.5	7.6	9.0	6.6	6.6	6.0
<b>Responses</b>	518	522	522	517	508	500	519	518	525	520



<b>Directorate</b>	9.5	6.9	7.5	6.7	7.2	9.0	9.9	6.9	7.4	7.1
<b>Your org</b>	8.9	5.7	6.9	6.0	7.5	7.6	9.0	6.6	6.6	6.0
<b>Responses</b>	300	301	301	300	170	286	301	301	303	299

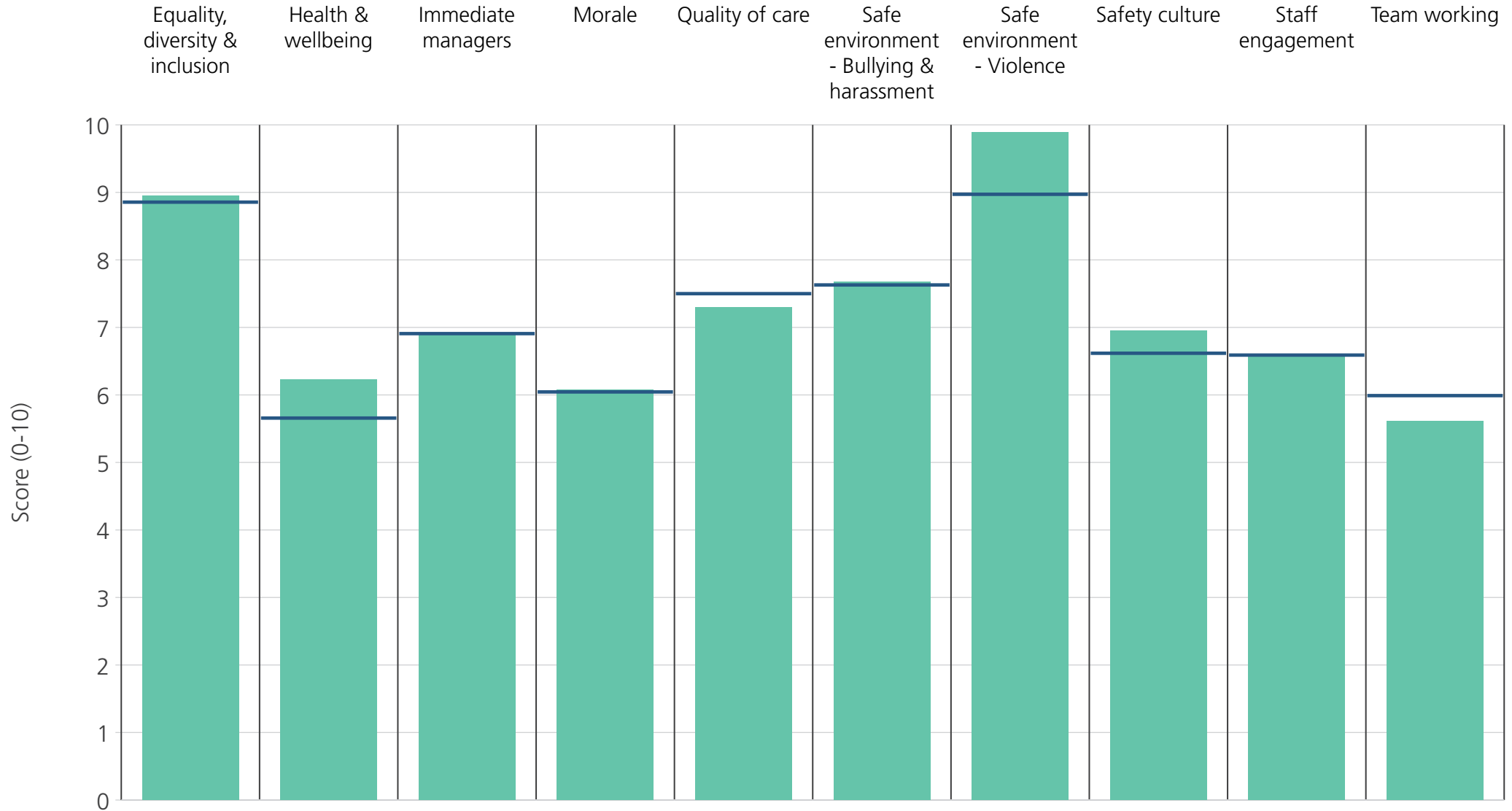


<b>Directorate</b>	8.4	4.7	6.9	5.7	7.5	6.9	8.0	6.3	6.2	6.0
<b>Your org</b>	8.9	5.7	6.9	6.0	7.5	7.6	9.0	6.6	6.6	6.0
<b>Responses</b>	1066	1070	1076	1059	1072	1060	1066	1064	1084	1082

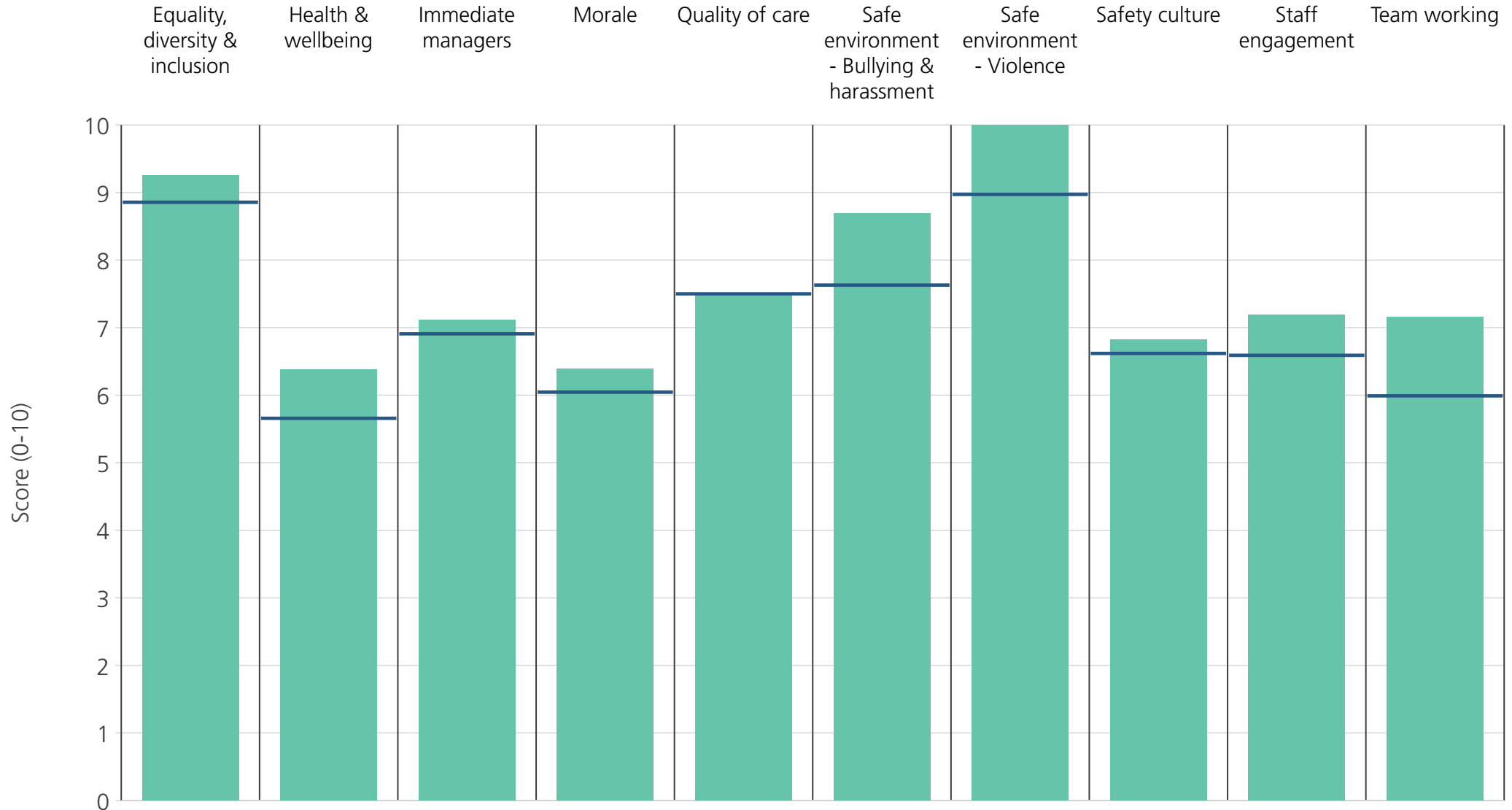


<b>Directorate</b>	9.3	6.7	8.1	7.1	8.0	8.7	9.6	7.1	7.5	7.5
<b>Your org</b>	8.9	5.7	6.9	6.0	7.5	7.6	9.0	6.6	6.6	6.0
<b>Responses</b>	78	78	78	78	74	76	78	78	78	77





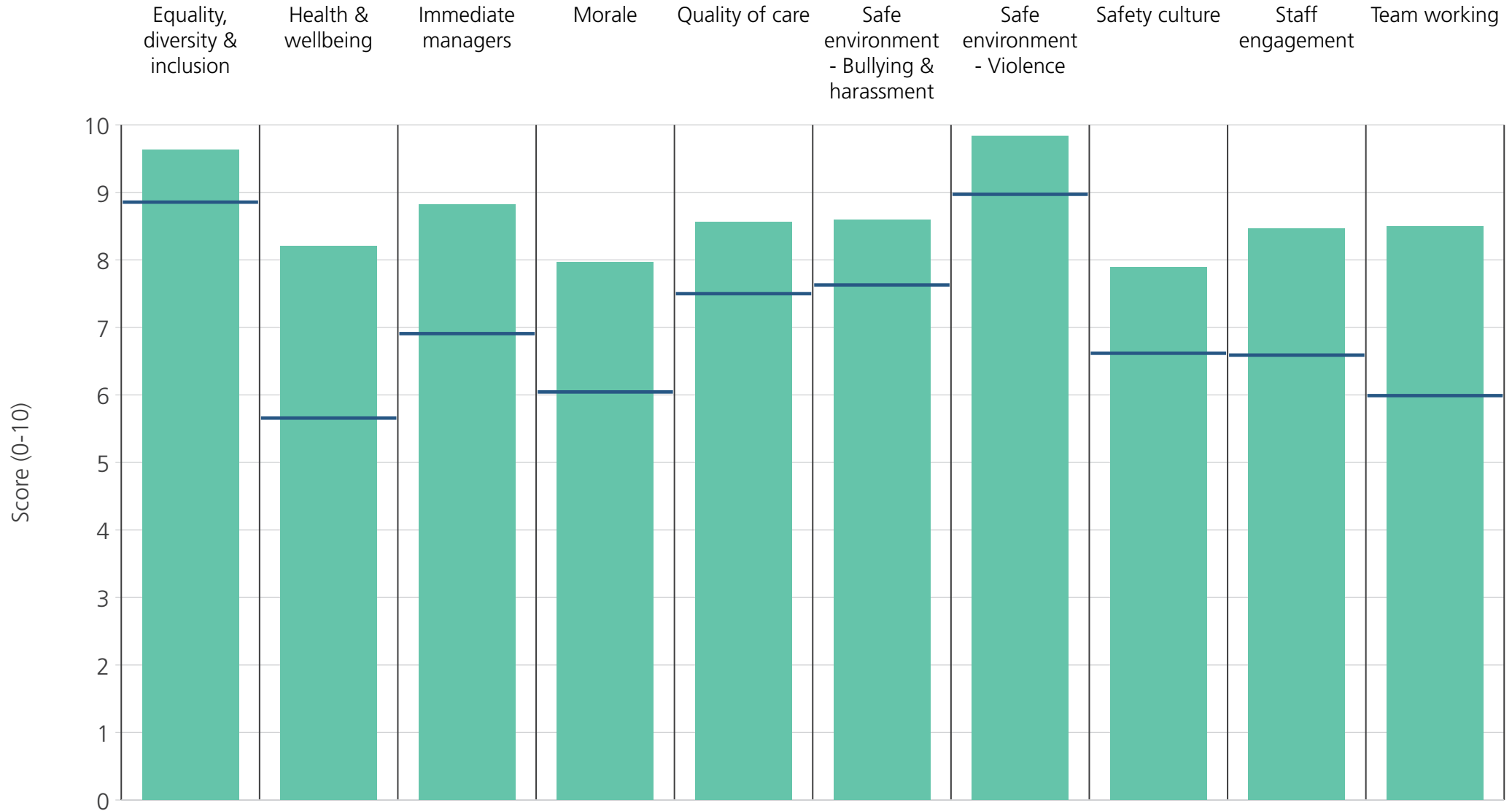
<b>Directorate</b>	9.0	6.2	6.9	6.1	7.3	7.7	9.9	7.0	6.6	5.6
<b>Your org</b>	8.9	5.7	6.9	6.0	7.5	7.6	9.0	6.6	6.6	6.0
<b>Responses</b>	621	624	623	619	594	607	620	621	632	628



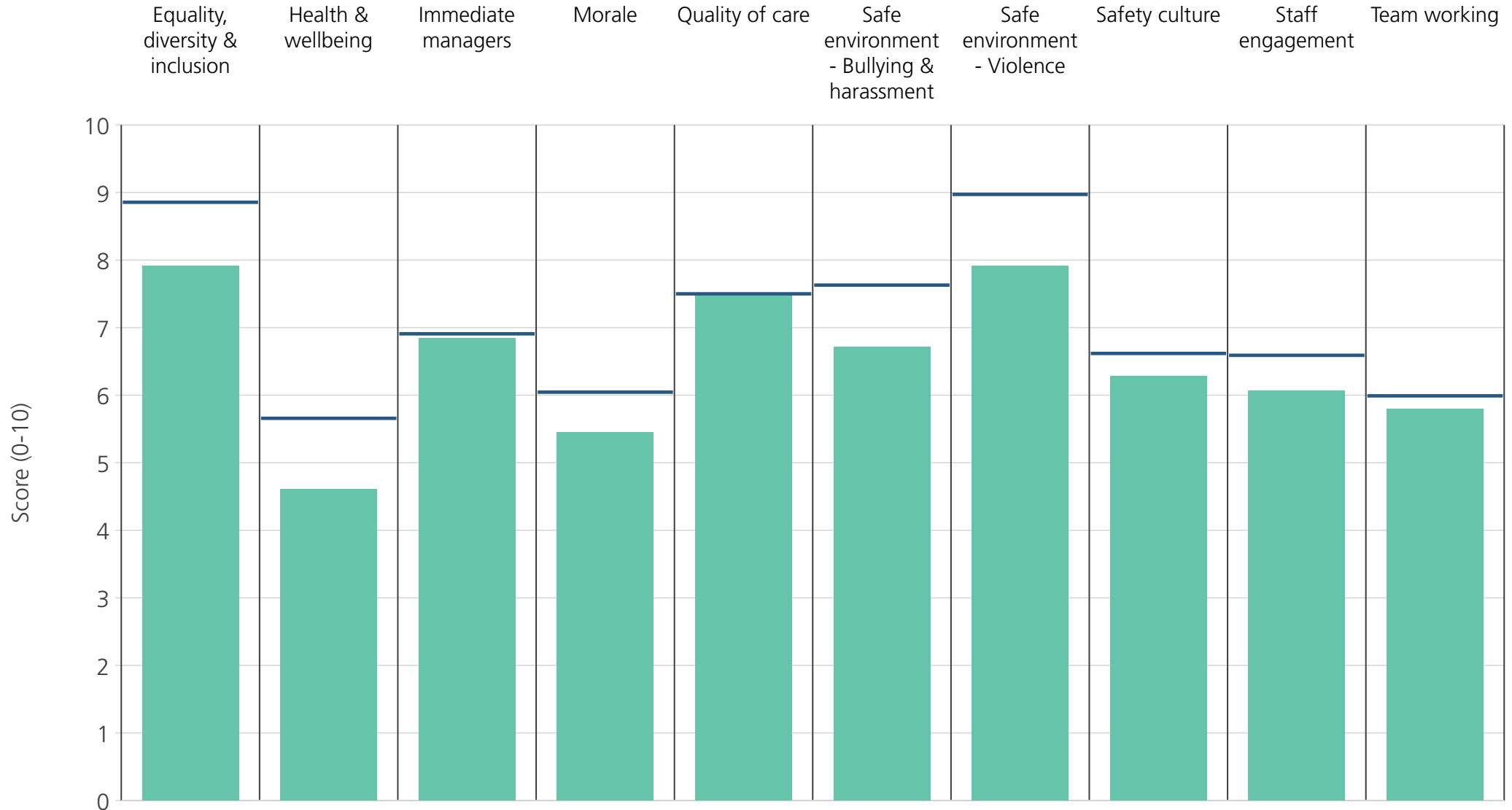
<b>Directorate</b>	9.3	6.4	7.1	6.4	7.5	8.7	10.0	6.8	7.2	7.2
<b>Your org</b>	8.9	5.7	6.9	6.0	7.5	7.6	9.0	6.6	6.6	6.0
<b>Responses</b>	76	77	77	77	54	74	77	77	79	79

# Directorates 2

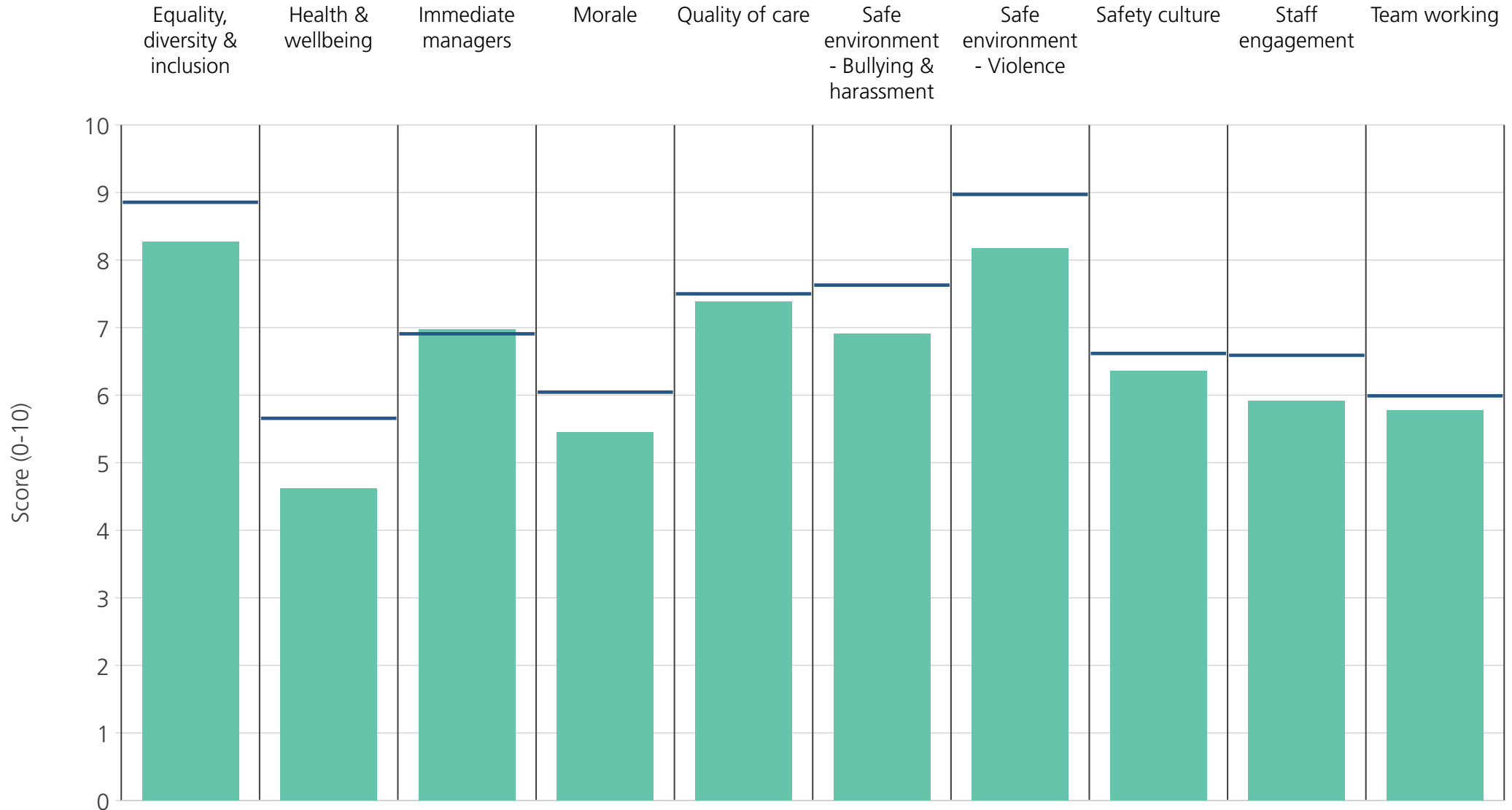
South Central Ambulance Service NHS Foundation Trust  
2020 NHS Staff Survey Results



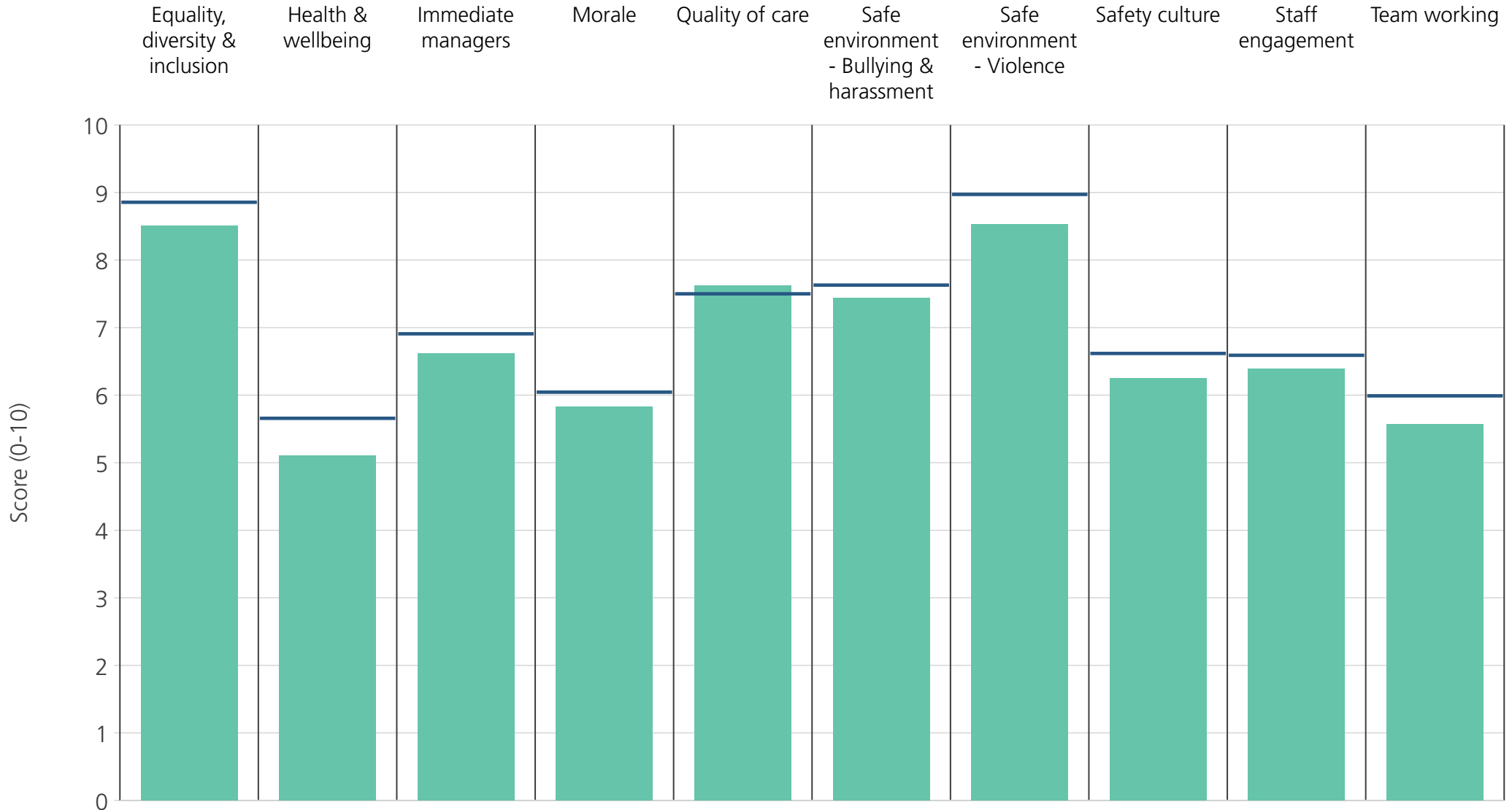
<b>Directorate</b>	9.6	8.2	8.8	8.0	8.6	8.6	9.8	7.9	8.5	8.5
<b>Your org</b>	8.9	5.7	6.9	6.0	7.5	7.6	9.0	6.6	6.6	6.0
<b>Responses</b>	20	20	20	20	20	19	20	20	20	20



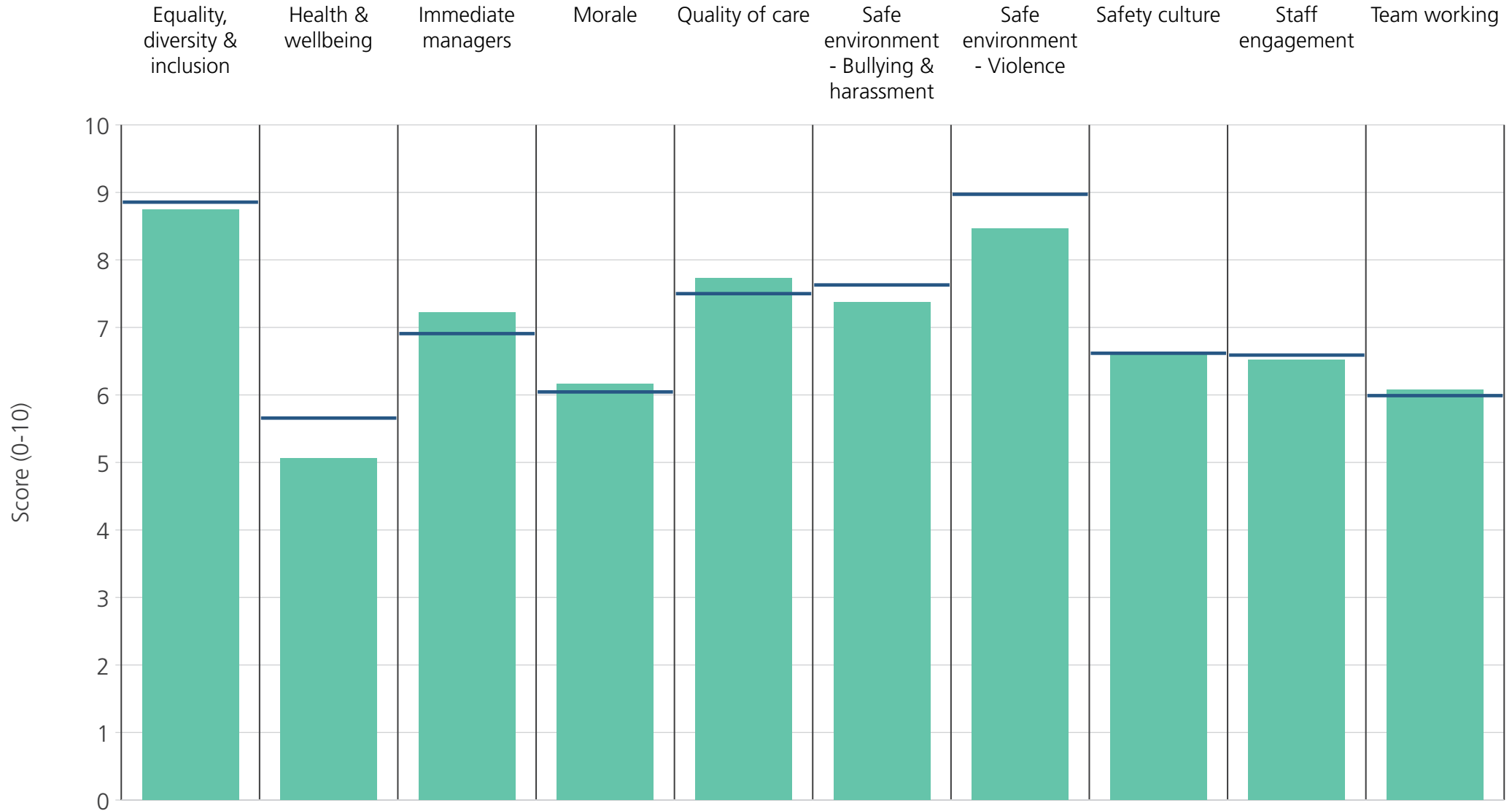
<b>Directorate</b>	7.9	4.6	6.8	5.4	7.5	6.7	7.9	6.3	6.1	5.8
<b>Your org</b>	8.9	5.7	6.9	6.0	7.5	7.6	9.0	6.6	6.6	6.0
<b>Responses</b>	110	110	112	109	111	110	110	110	112	112



<b>Directorate</b>	8.3	4.6	7.0	5.4	7.4	6.9	8.2	6.4	5.9	5.8
<b>Your org</b>	8.9	5.7	6.9	6.0	7.5	7.6	9.0	6.6	6.6	6.0
<b>Responses</b>	124	125	126	123	125	122	124	124	126	125

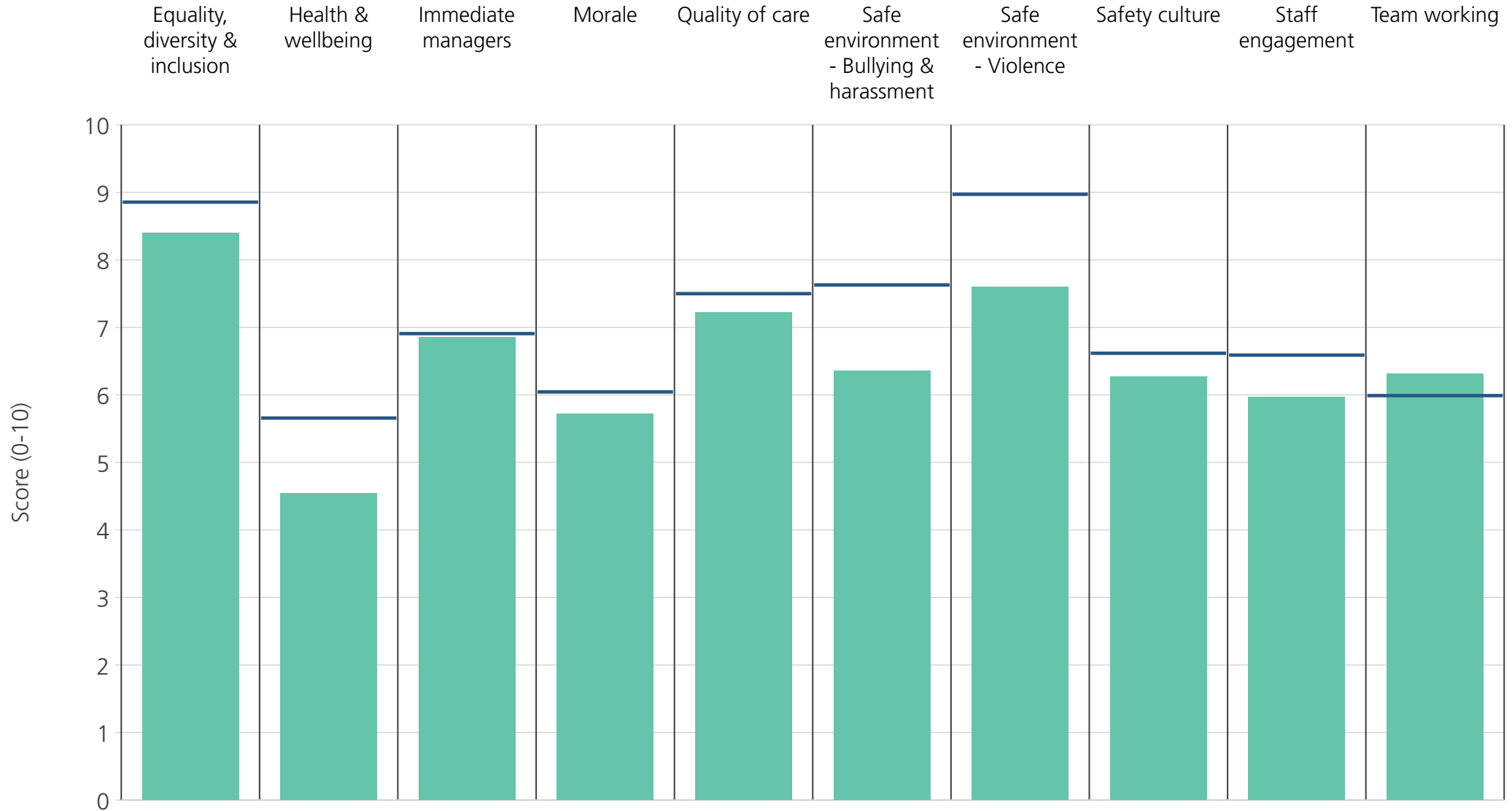


<b>Directorate</b>	8.5	5.1	6.6	5.8	7.6	7.4	8.5	6.2	6.4	5.6
<b>Your org</b>	8.9	5.7	6.9	6.0	7.5	7.6	9.0	6.6	6.6	6.0
<b>Responses</b>	136	136	136	135	138	135	136	135	142	142

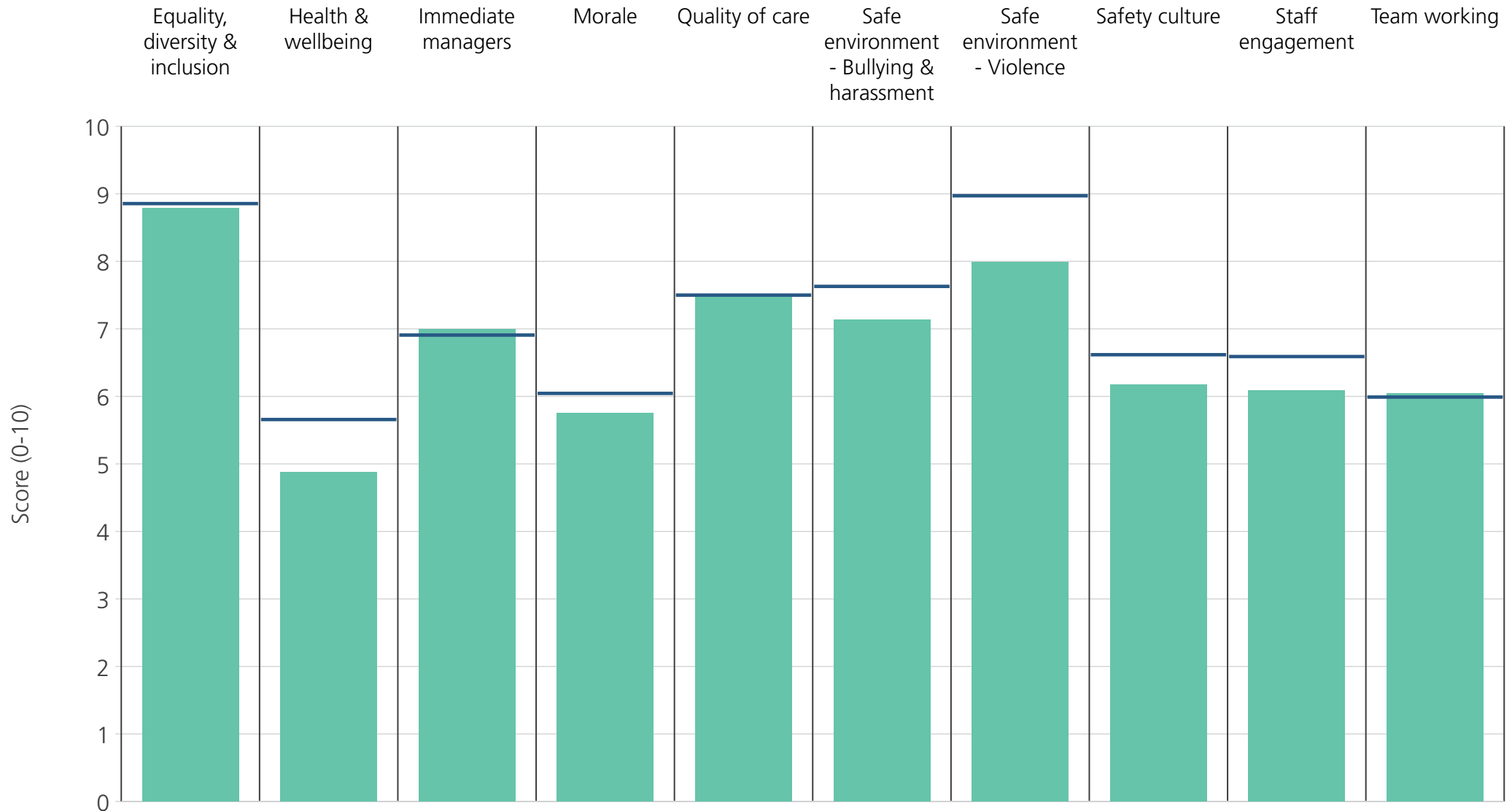


<b>Directorate</b>	8.7	5.1	7.2	6.2	7.7	7.4	8.5	6.6	6.5	6.1
<b>Your org</b>	8.9	5.7	6.9	6.0	7.5	7.6	9.0	6.6	6.6	6.0
<b>Responses</b>	201	201	204	201	203	201	200	201	205	205

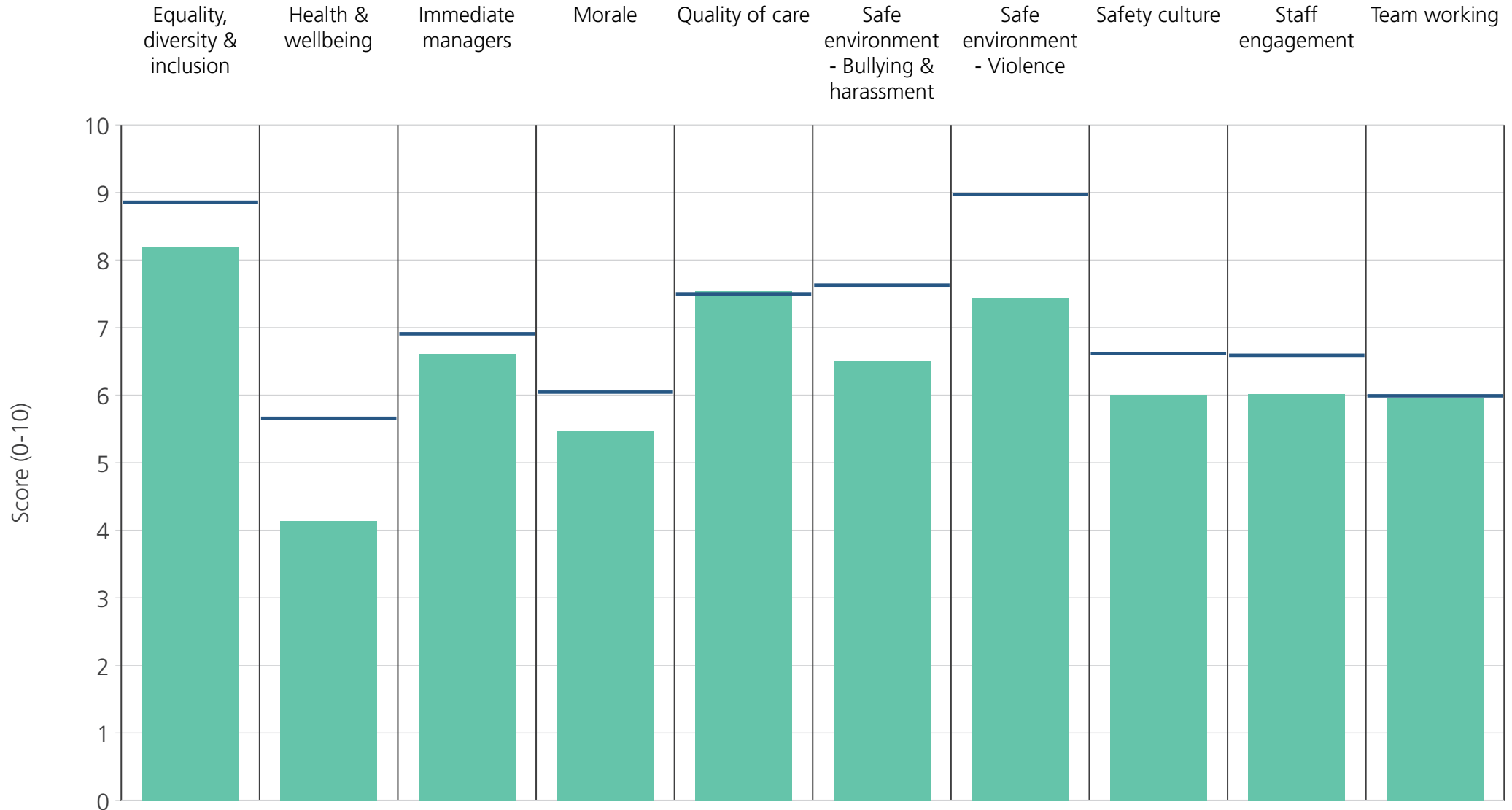




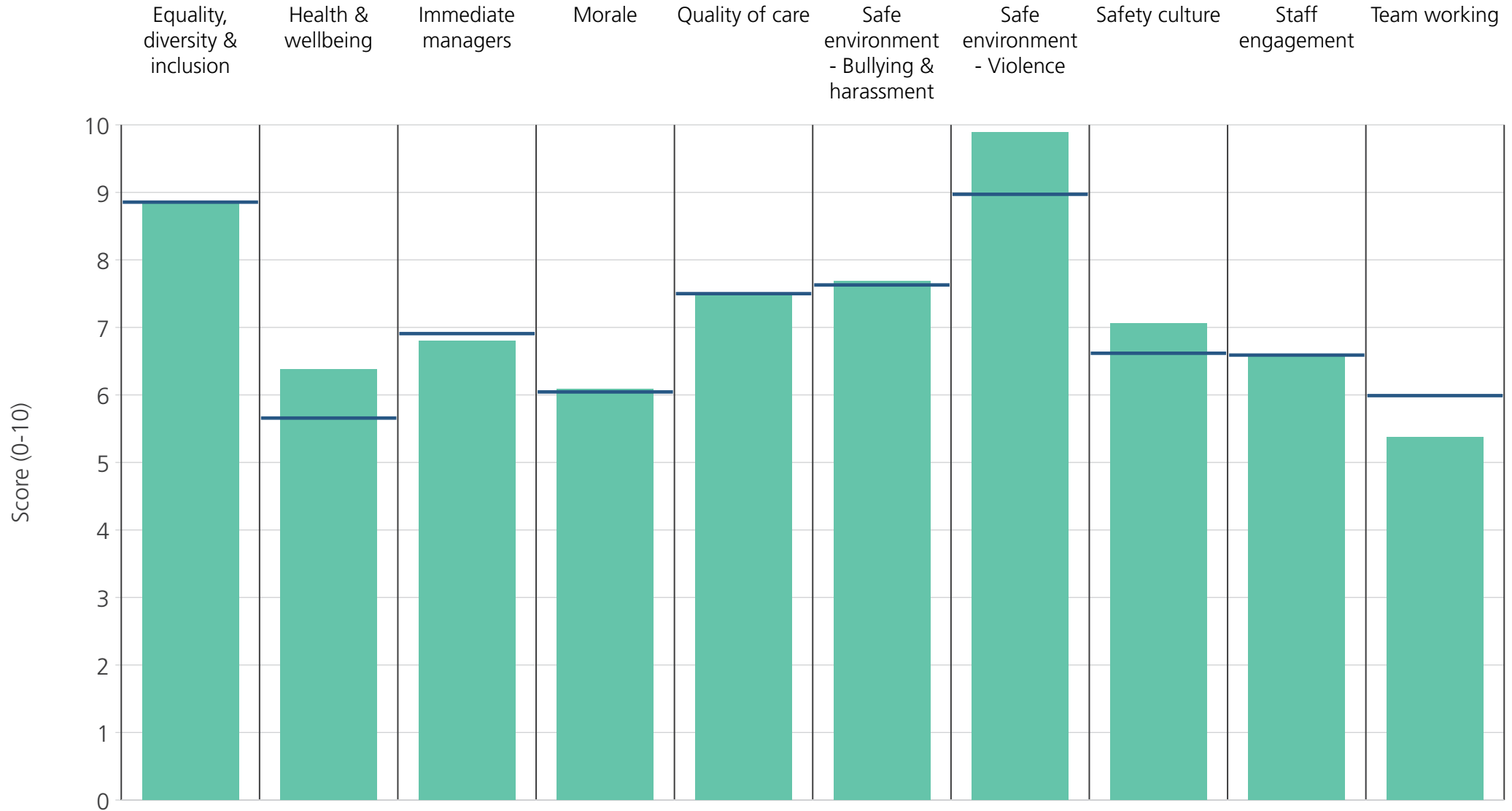
<b>Directorate</b>	8.4	4.5	6.9	5.7	7.2	6.4	7.6	6.3	6.0	6.3
<b>Your org</b>	8.9	5.7	6.9	6.0	7.5	7.6	9.0	6.6	6.6	6.0
<b>Responses</b>	171	171	171	169	170	168	170	171	171	171



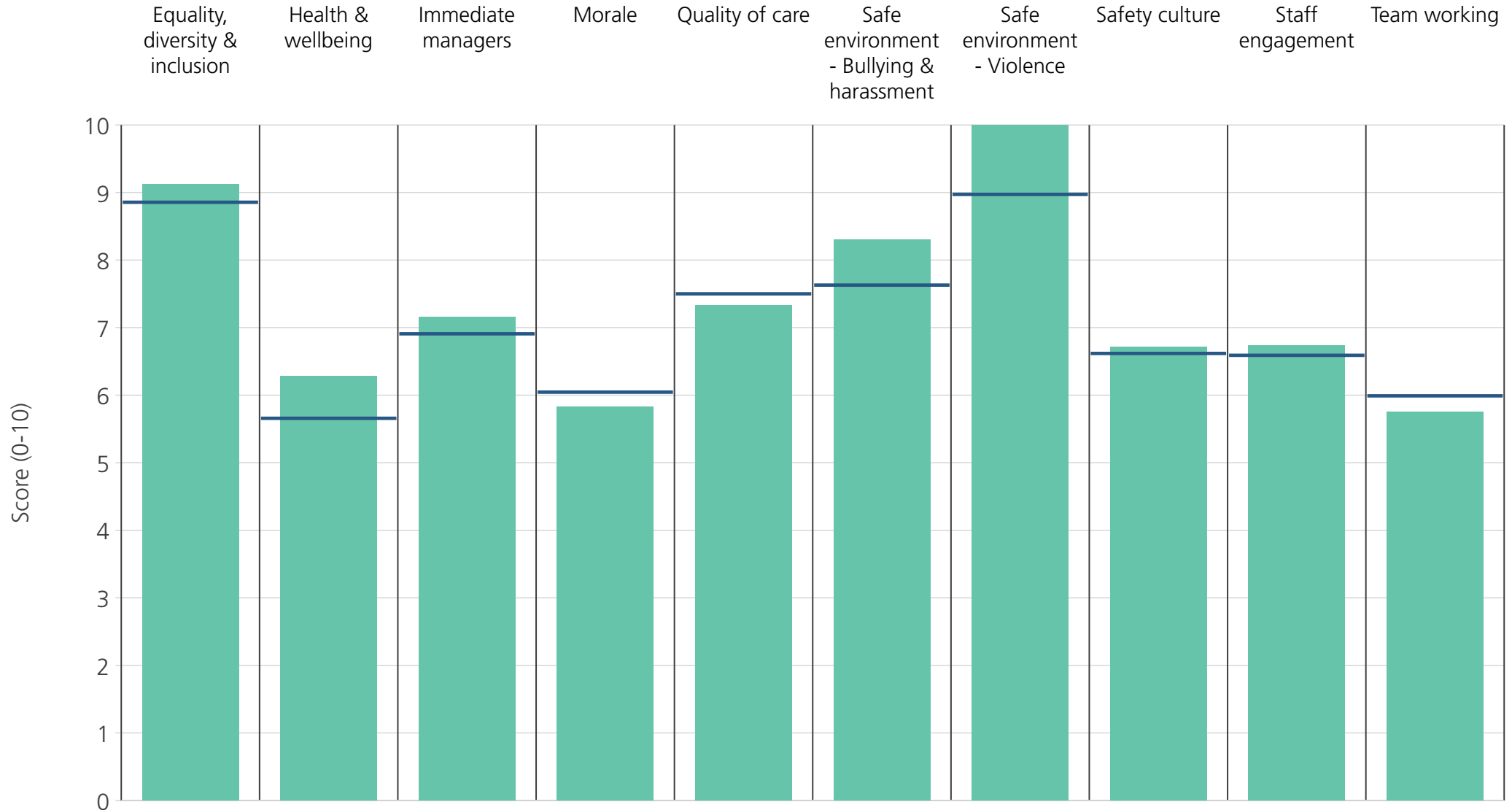
<b>Directorate</b>	8.8	4.9	7.0	5.8	7.5	7.1	8.0	6.2	6.1	6.0
<b>Your org</b>	8.9	5.7	6.9	6.0	7.5	7.6	9.0	6.6	6.6	6.0
<b>Responses</b>	169	170	170	167	169	169	170	168	171	171



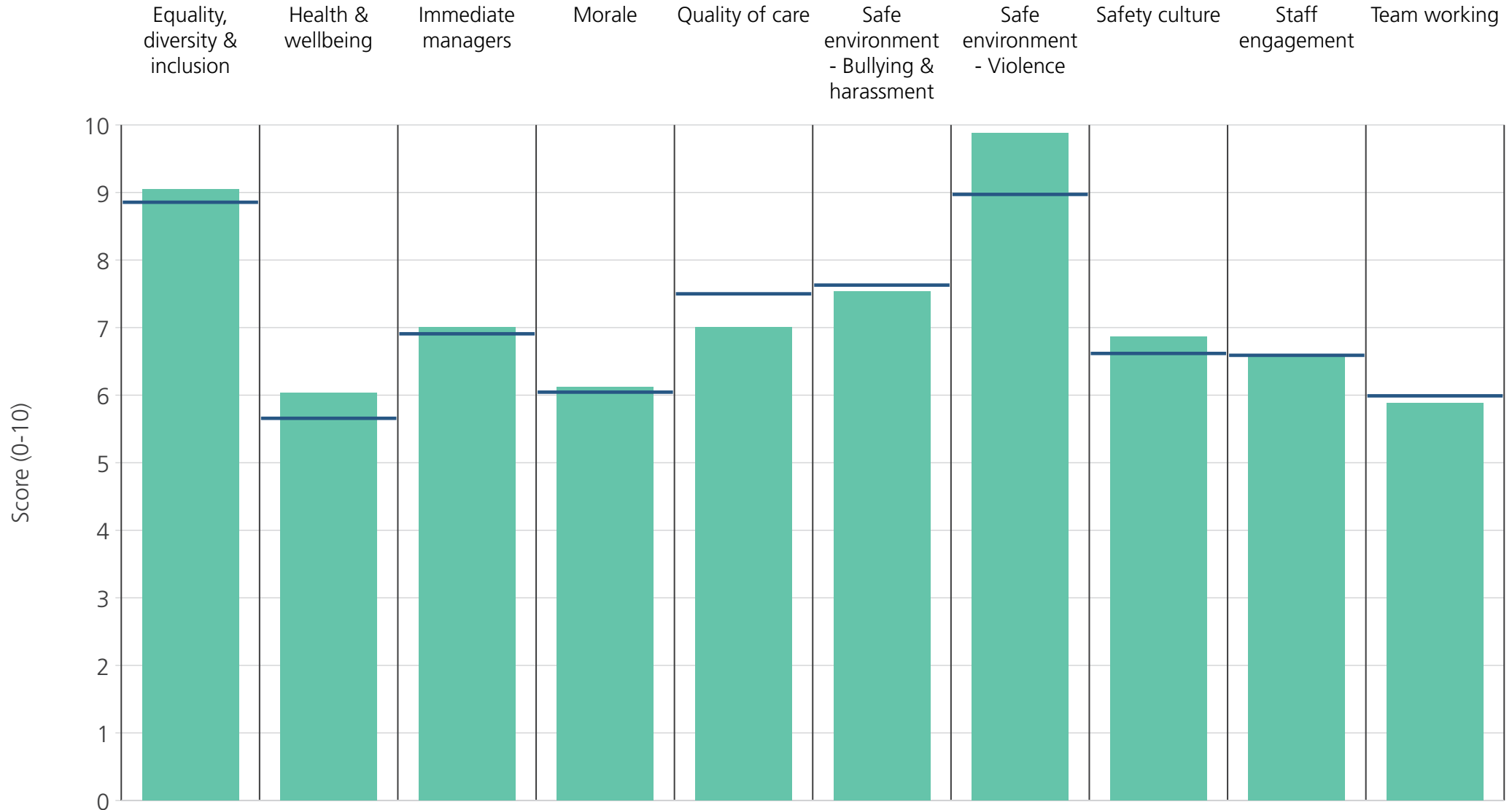
<b>Directorate</b>	8.2	4.1	6.6	5.5	7.5	6.5	7.4	6.0	6.0	6.0
<b>Your org</b>	8.9	5.7	6.9	6.0	7.5	7.6	9.0	6.6	6.6	6.0
<b>Responses</b>	155	157	157	155	156	155	156	155	157	156



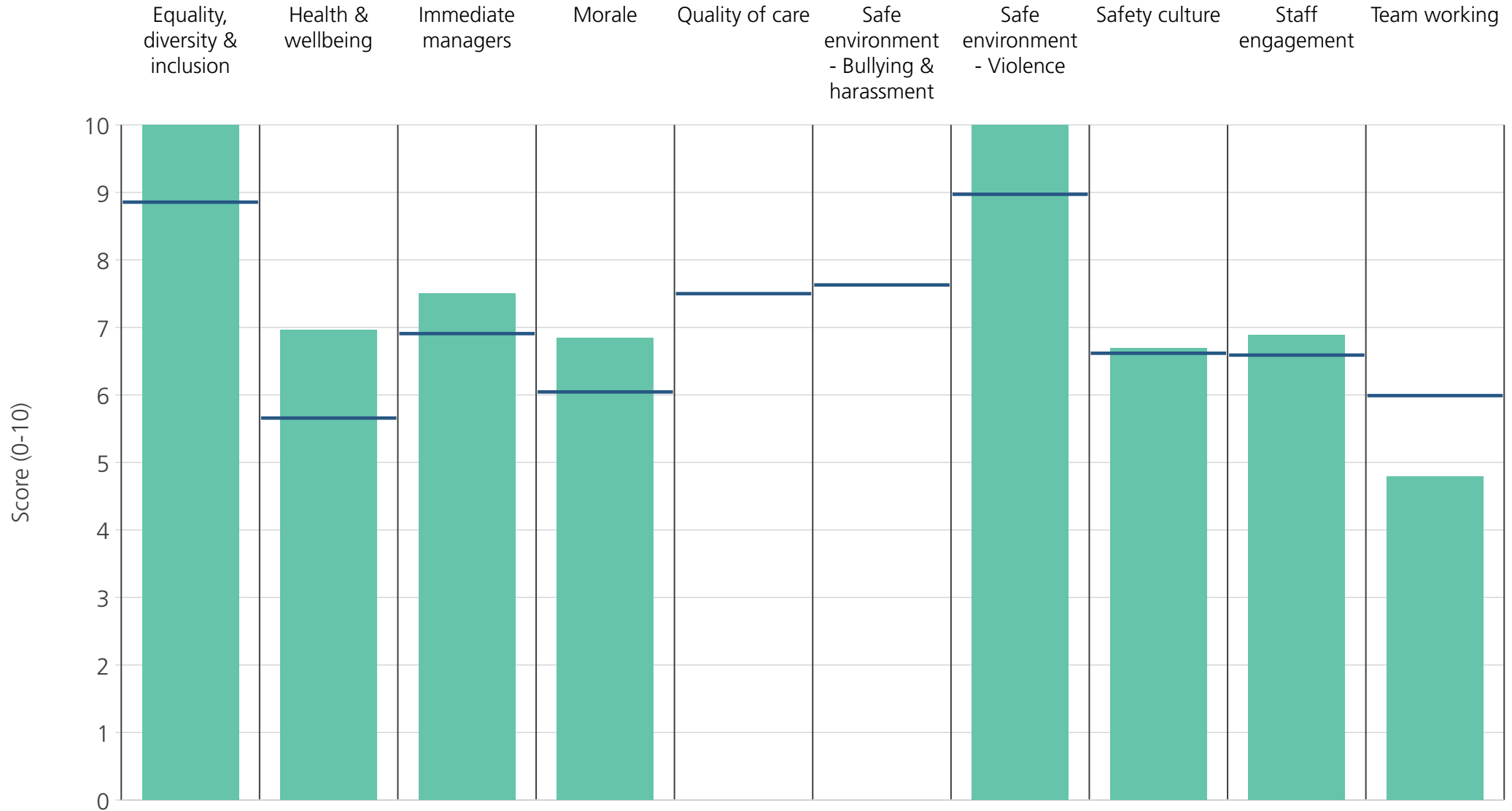
<b>Directorate</b>	8.8	6.4	6.8	6.1	7.5	7.7	9.9	7.1	6.6	5.4
<b>Your org</b>	8.9	5.7	6.9	6.0	7.5	7.6	9.0	6.6	6.6	6.0
<b>Responses</b>	316	318	318	316	311	312	316	315	325	325



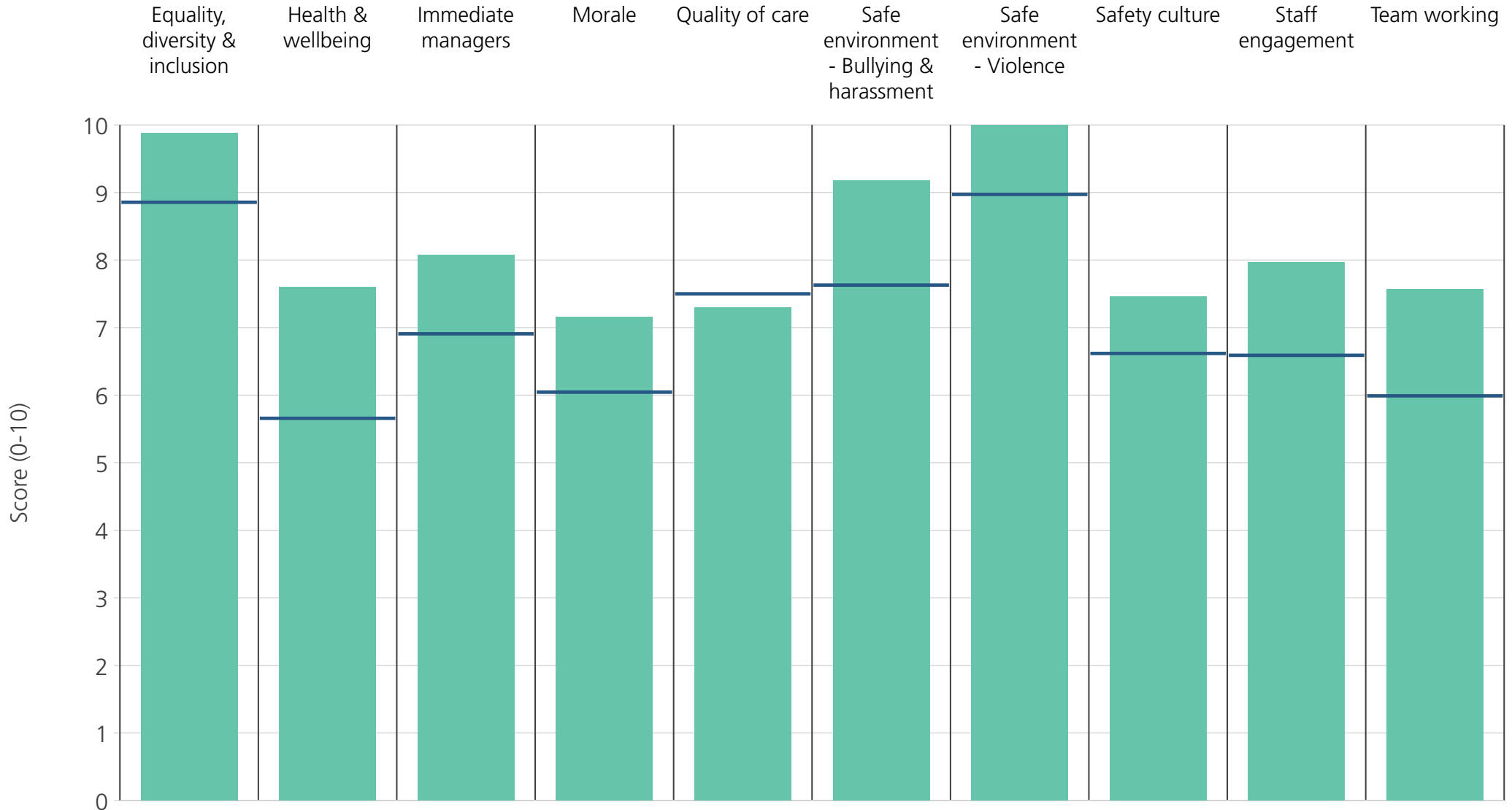
<b>Directorate</b>	9.1	6.3	7.2	5.8	7.3	8.3	10.0	6.7	6.7	5.8
<b>Your org</b>	8.9	5.7	6.9	6.0	7.5	7.6	9.0	6.6	6.6	6.0
<b>Responses</b>	55	55	55	55	45	53	55	55	55	55



<b>Directorate</b>	9.0	6.0	7.0	6.1	7.0	7.5	9.9	6.9	6.6	5.9
<b>Your org</b>	8.9	5.7	6.9	6.0	7.5	7.6	9.0	6.6	6.6	6.0
<b>Responses</b>	250	251	250	248	238	242	249	251	252	248

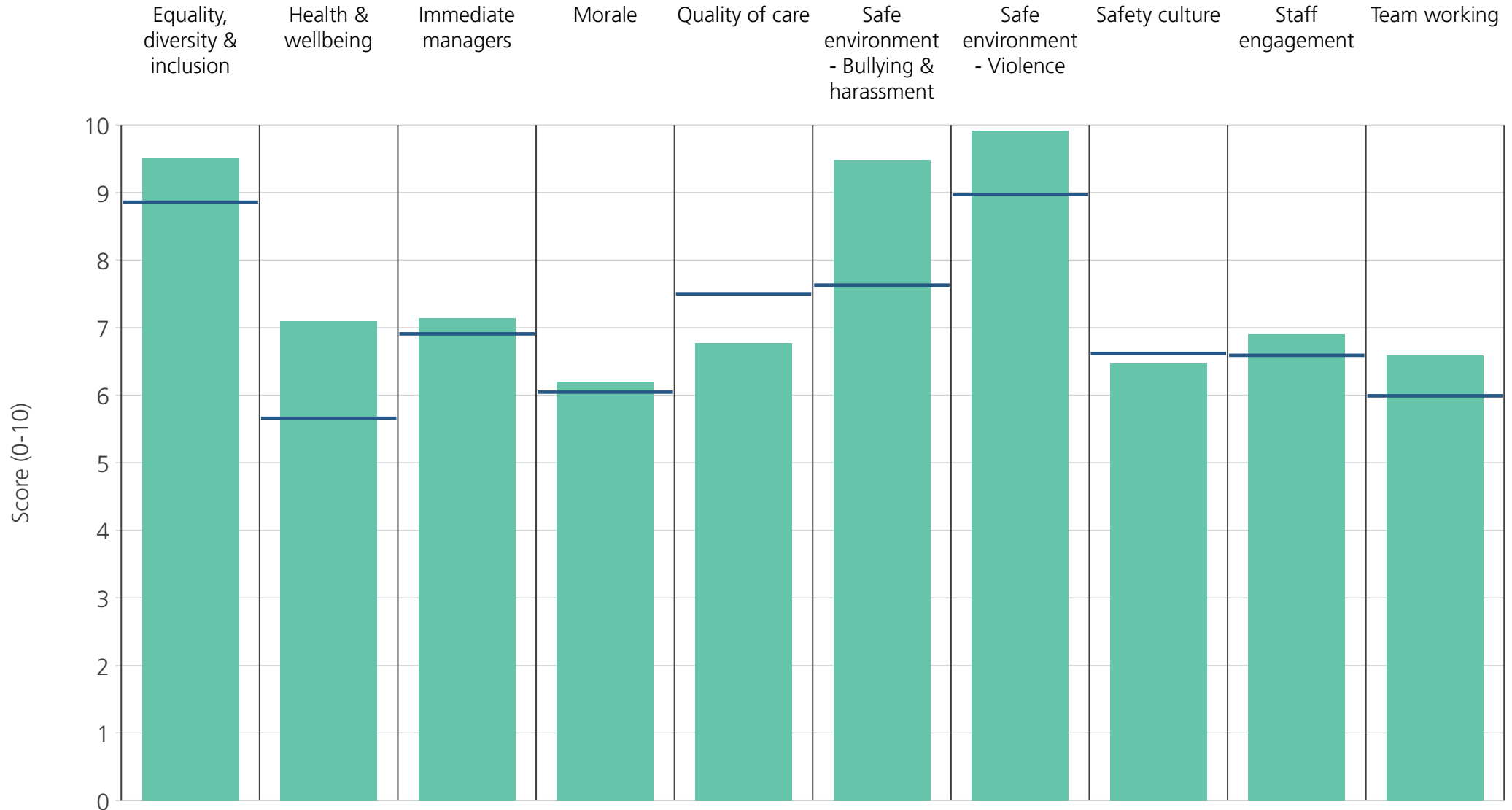


<b>Directorate</b>	10.0	7.0	7.5	6.8	7.5	7.6	10.0	6.7	6.9	4.8
<b>Your org</b>	8.9	5.7	6.9	6.0	7.5	7.6	9.0	6.6	6.6	6.0
<b>Responses</b>	12	12	12	12	10	10	12	12	12	12

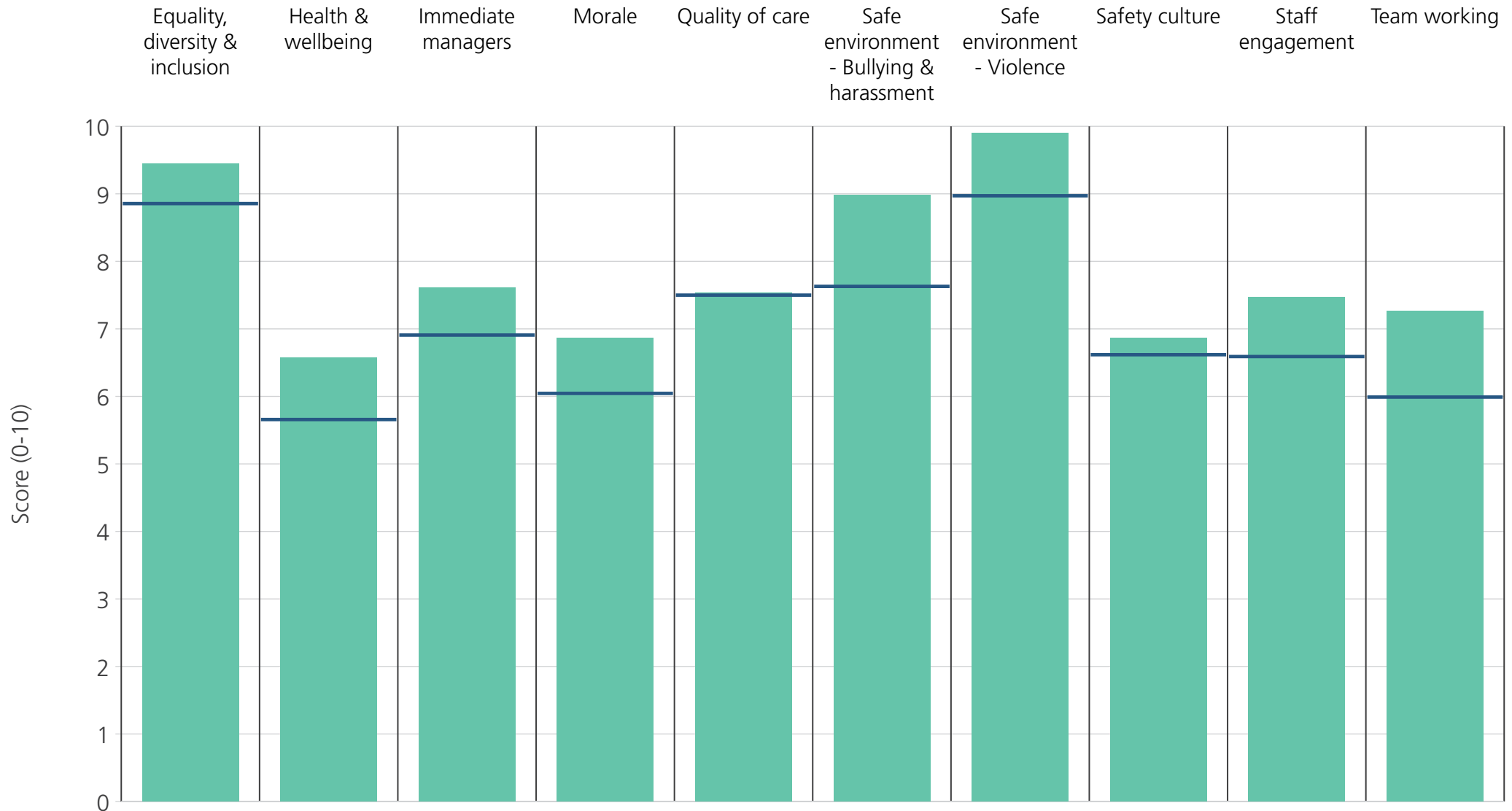


<b>Directorate</b>	9.9	7.6	8.1	7.2	7.3	9.2	10.0	7.5	8.0	7.6
<b>Your org</b>	8.9	5.7	6.9	6.0	7.5	7.6	9.0	6.6	6.6	6.0
<b>Responses</b>	57	57	57	57	31	57	57	57	57	56

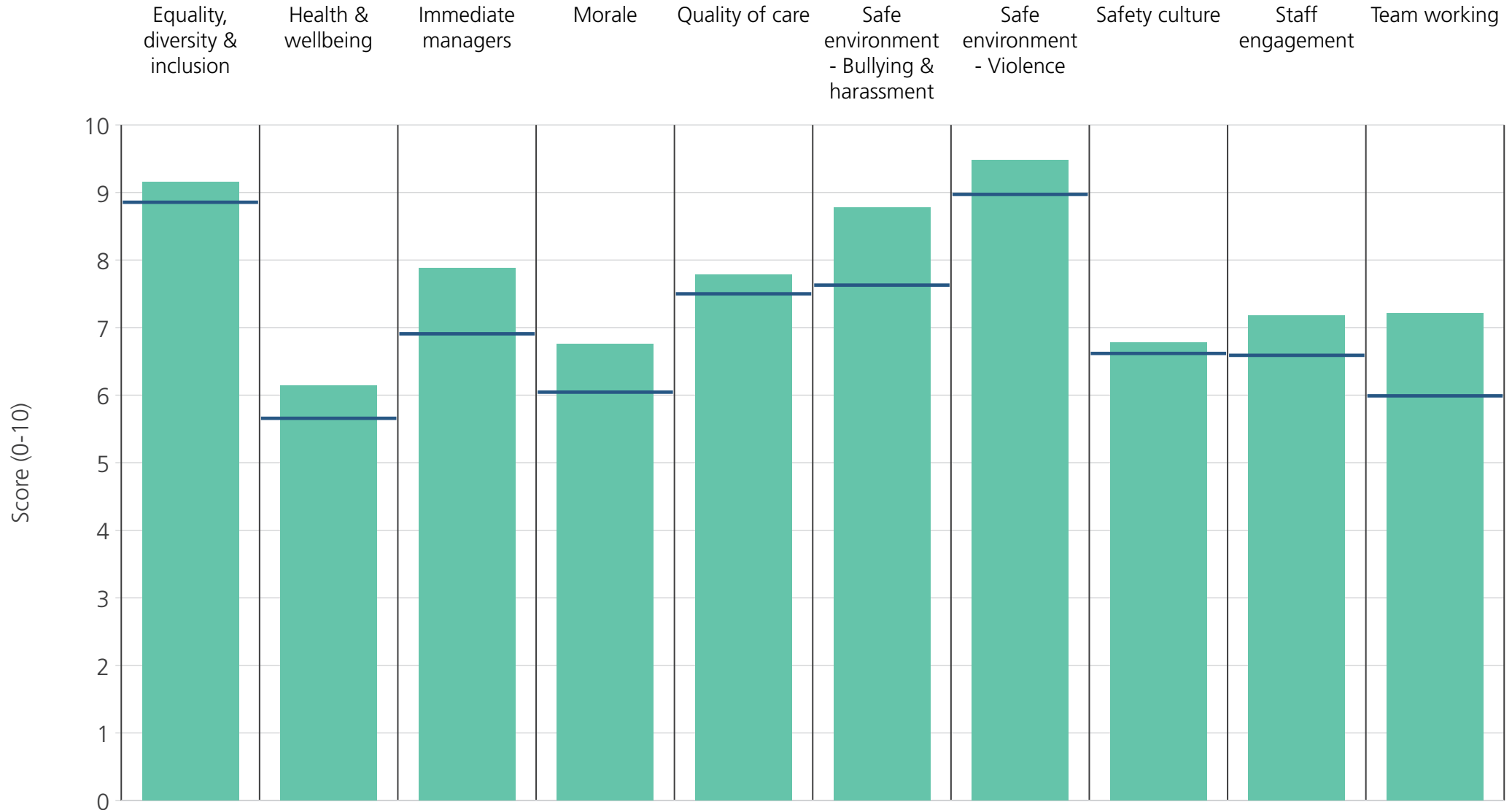




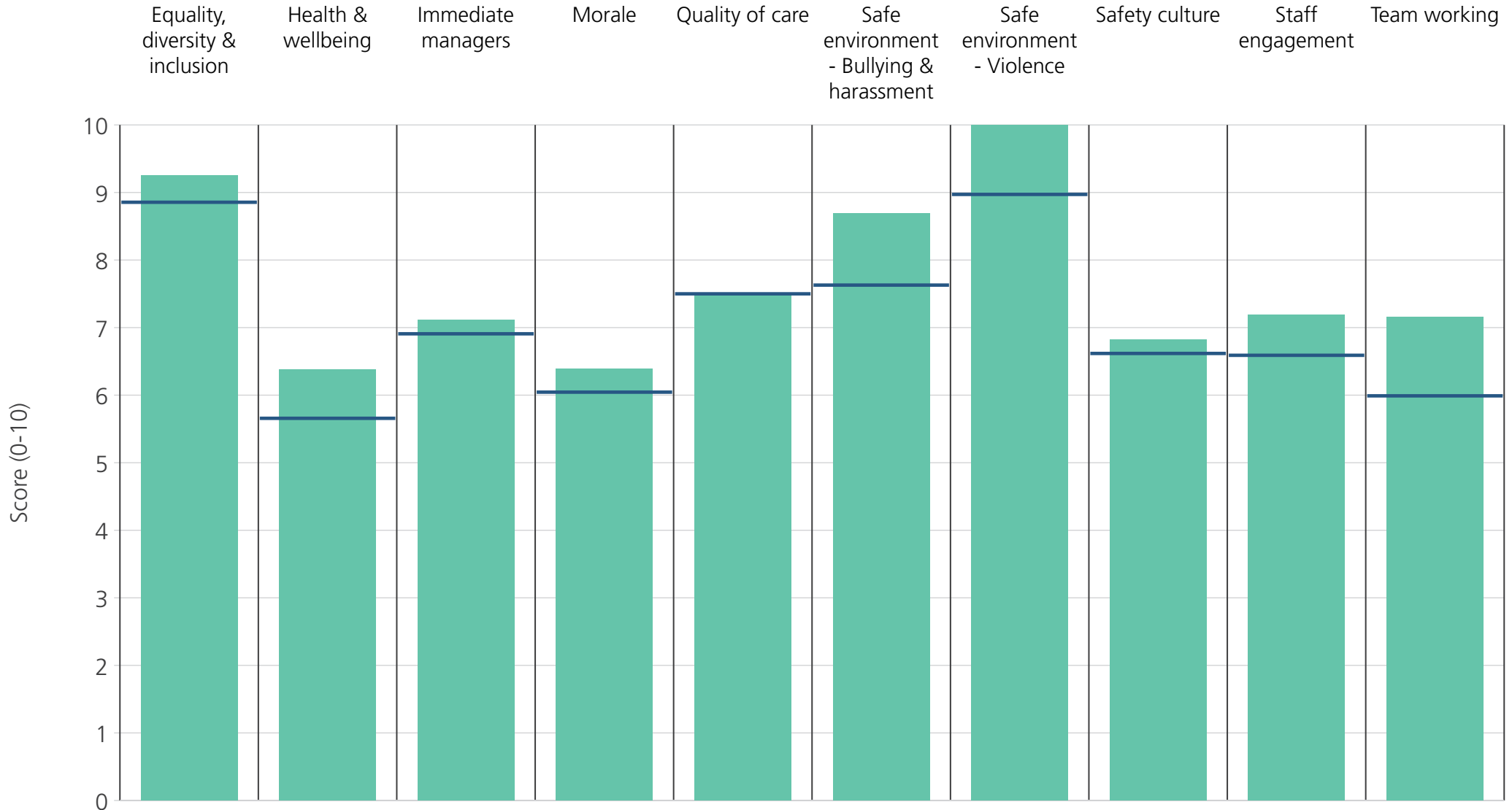
<b>Directorate</b>	9.5	7.1	7.1	6.2	6.8	9.5	9.9	6.5	6.9	6.6
<b>Your org</b>	8.9	5.7	6.9	6.0	7.5	7.6	9.0	6.6	6.6	6.0
<b>Responses</b>	72	73	73	73	36	70	73	73	75	75



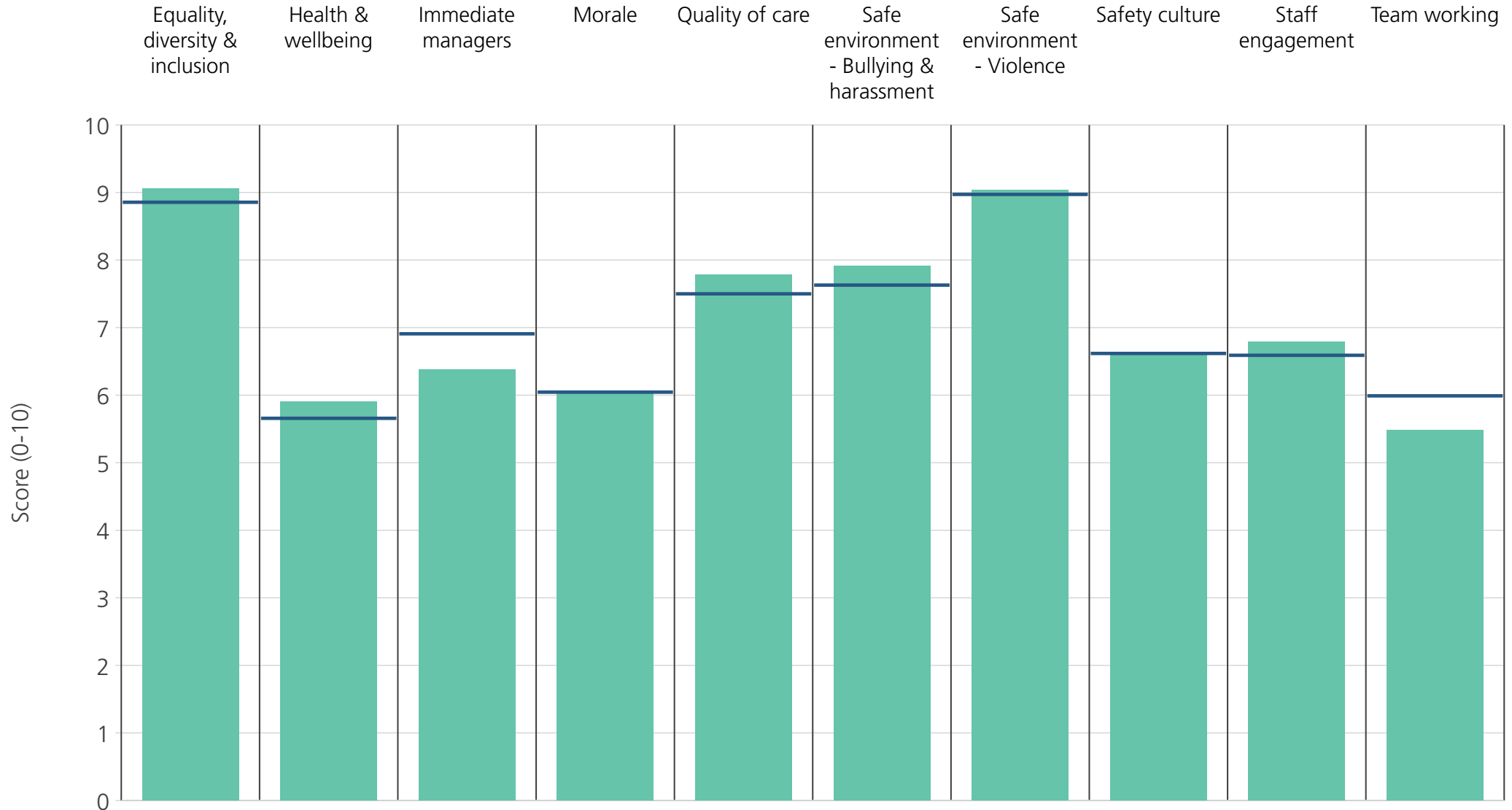
<b>Directorate</b>	9.4	6.6	7.6	6.9	7.5	9.0	9.9	6.9	7.5	7.3
<b>Your org</b>	8.9	5.7	6.9	6.0	7.5	7.6	9.0	6.6	6.6	6.0
<b>Responses</b>	127	127	127	126	66	118	127	127	127	125



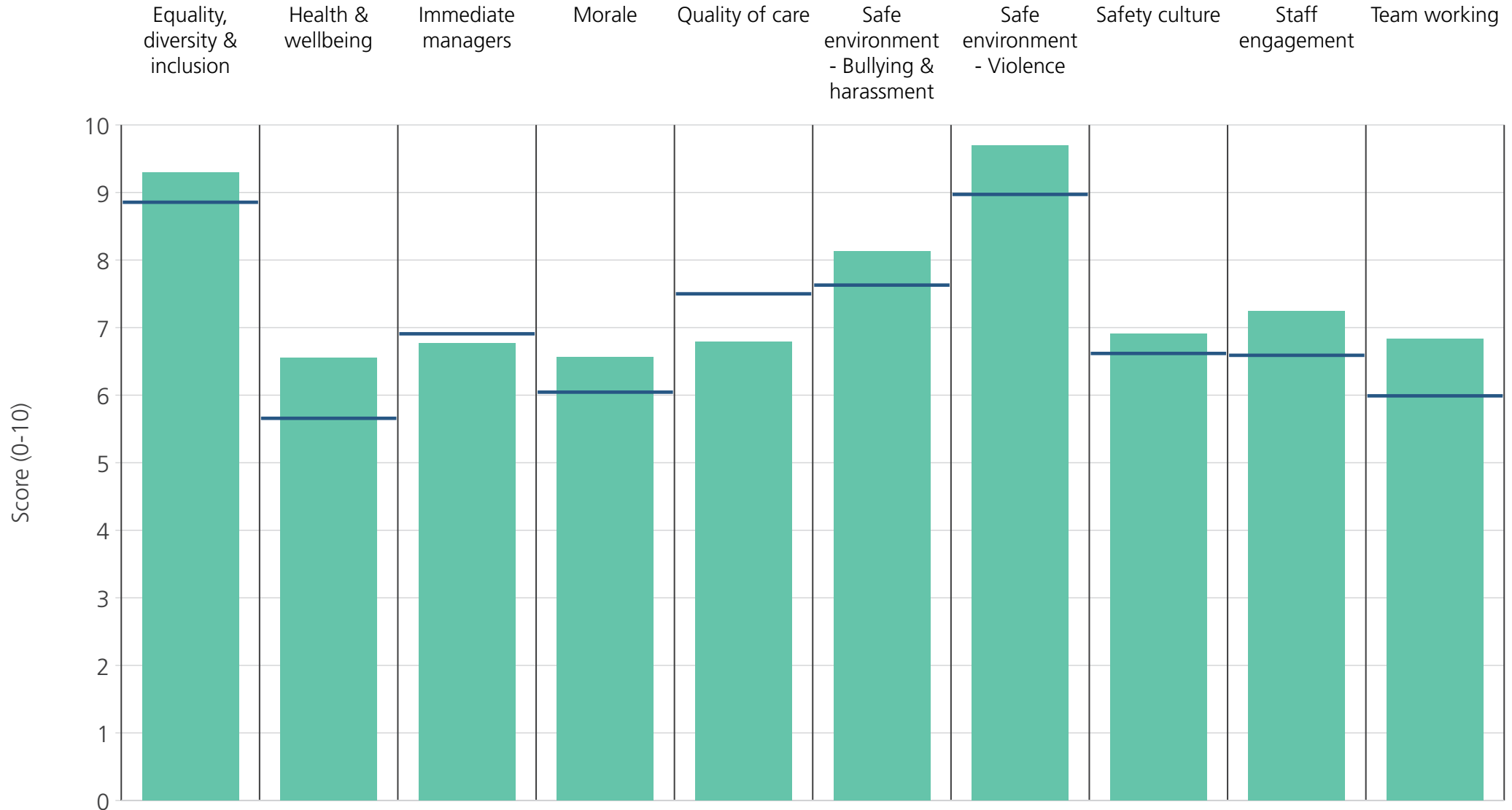
<b>Directorate</b>	9.2	6.1	7.9	6.8	7.8	8.8	9.5	6.8	7.2	7.2
<b>Your org</b>	8.9	5.7	6.9	6.0	7.5	7.6	9.0	6.6	6.6	6.0
<b>Responses</b>	58	58	58	58	54	57	58	58	58	57



<b>Directorate</b>	9.3	6.4	7.1	6.4	7.5	8.7	10.0	6.8	7.2	7.2
<b>Your org</b>	8.9	5.7	6.9	6.0	7.5	7.6	9.0	6.6	6.6	6.0
<b>Responses</b>	76	77	77	77	54	74	77	77	79	79



<b>Directorate</b>	9.1	5.9	6.4	6.0	7.8	7.9	9.0	6.6	6.8	5.5
<b>Your org</b>	8.9	5.7	6.9	6.0	7.5	7.6	9.0	6.6	6.6	6.0
<b>Responses</b>	506	510	510	505	498	490	507	506	513	508



<b>Directorate</b>	9.3	6.6	6.8	6.6	6.8	8.1	9.7	6.9	7.2	6.8
<b>Your org</b>	8.9	5.7	6.9	6.0	7.5	7.6	9.0	6.6	6.6	6.0
<b>Responses</b>	44	44	44	44	37	41	44	44	44	43