

# Royal Cornwall Hospitals NHS Trust

2018 NHS Staff Survey

**Directorate Report**

**Contents**

Introduction . . . . .	3
Themes – Directorates 1 . . . . .	4
Add Prof Scientific and Technic . . . . .	5
Additional Clinical Services . . . . .	6
Administrative and Clerical . . . . .	7
Allied Health Professionals . . . . .	8
Estates and Ancillary . . . . .	9
Healthcare Scientists . . . . .	10
Medical and Dental . . . . .	11
Nursing and Midwifery Registered . . . . .	12
Themes – Directorates 2 . . . . .	13
Clinical Support & Cancer Services . . . . .	14
Corporate Services . . . . .	15
Medical Services . . . . .	16
Surgical Services . . . . .	17
Women, Children & Sexual Health Services . . . . .	18

This directorate report for Royal Cornwall Hospitals NHS Trust contains results by directorate for themes from the 2018 NHS Staff Survey. These results are compared to the unweighted average for your organisation.

**Please note:** It is possible that there are differences between the 'Your org' scores reported in this directorate report and those in the benchmark report. This is because the results in the benchmark report are weighted to allow for fair comparisons between organisations of a similar type. However, in this report comparisons are made within your organisation so the unweighted organisation result is a more appropriate point of comparison.

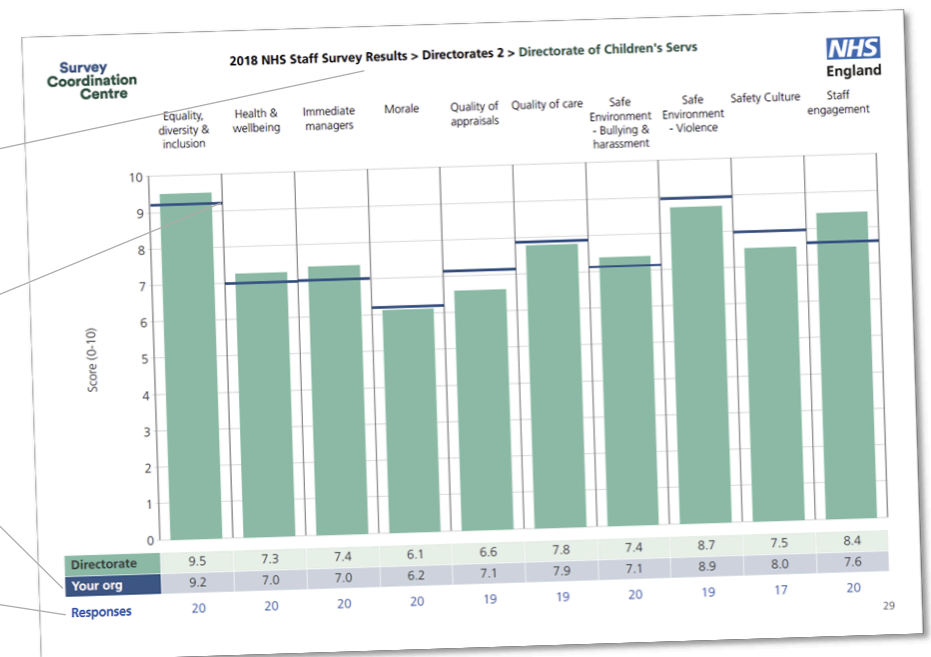
The directorate breakdowns used in this report were provided and defined by Royal Cornwall Hospitals NHS Trust. Details of how the theme scores were calculated are included in the Technical Document, available to download from our [results website](#).

## Key features

Breakdown type and **directorate name** are specified in the header. Black text in the header is hyperlinked: clicking on '2018 NHS Staff Survey Results' navigates back to the contents page.

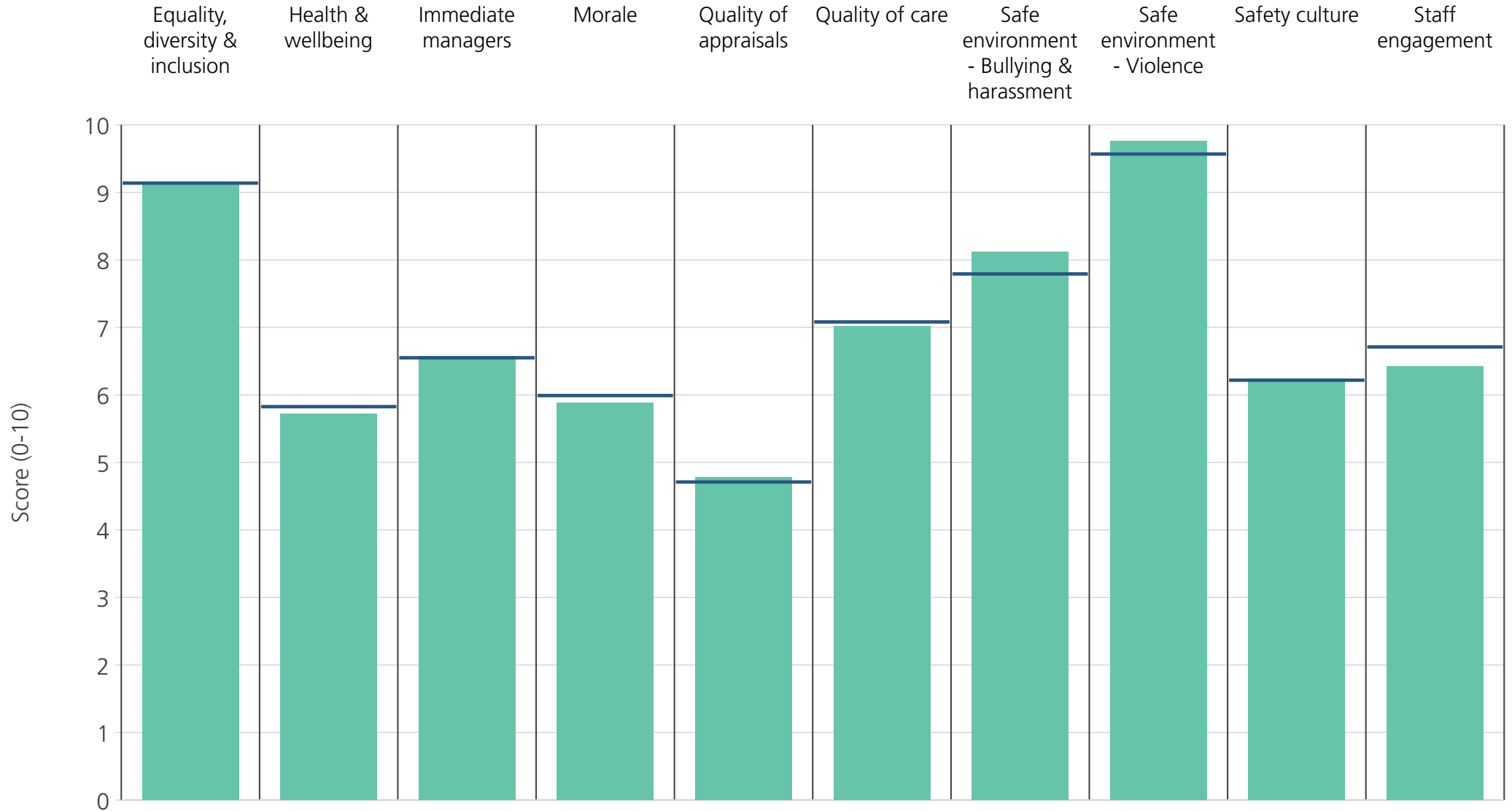
Directorate results are presented in the context of the (unweighted) **organisation average ('Your org')**, so it is easy to tell if a directorate is performing better or worse than the organisation average. For all themes, a higher score is a better result than a lower score.

The **number of responses** feeding into each theme score **for the given directorate** is specified below the table containing the directorate and trust scores.

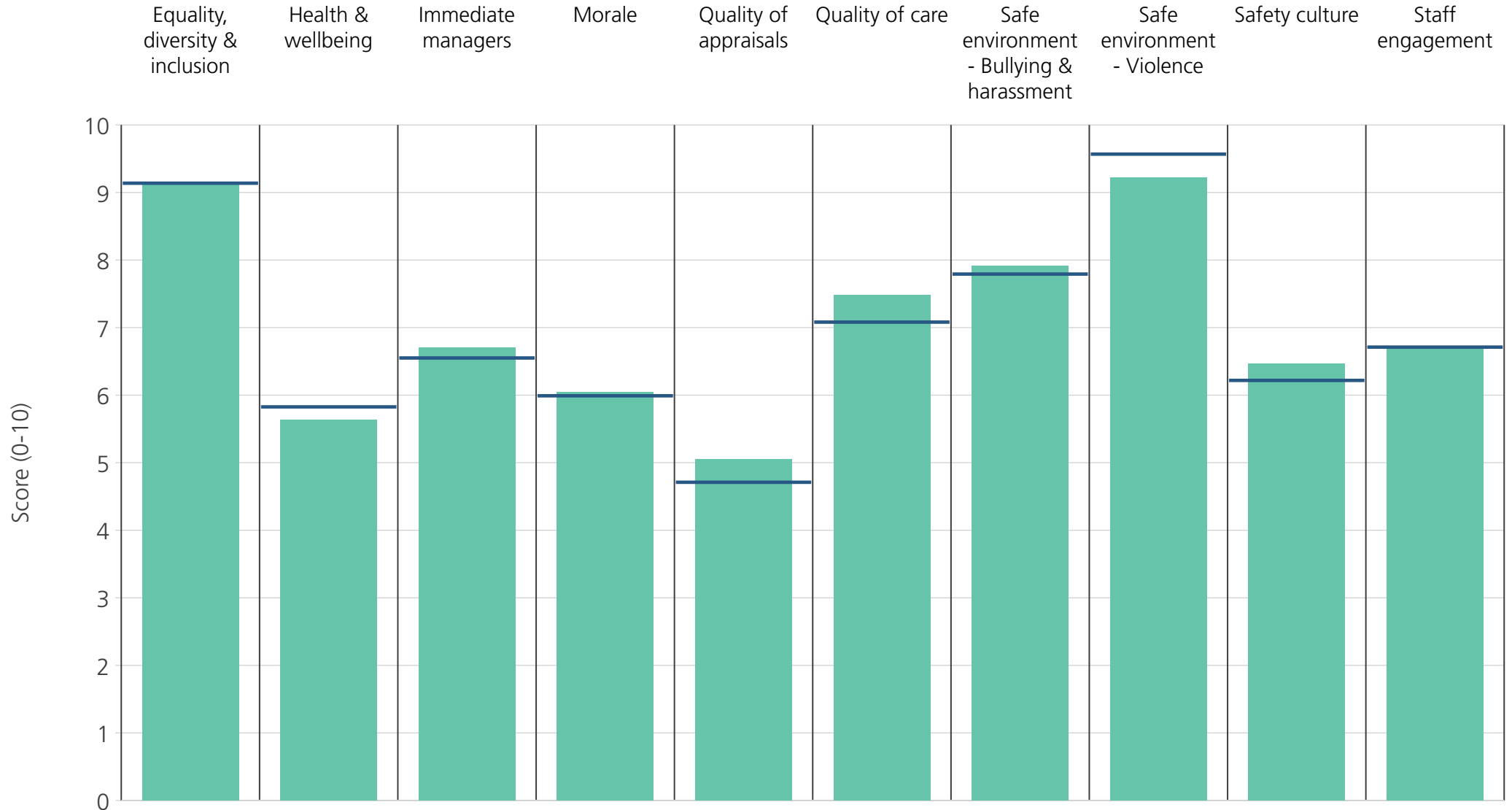


**! Note:** when there are less than 11 responses in a group, results are suppressed to protect staff confidentiality

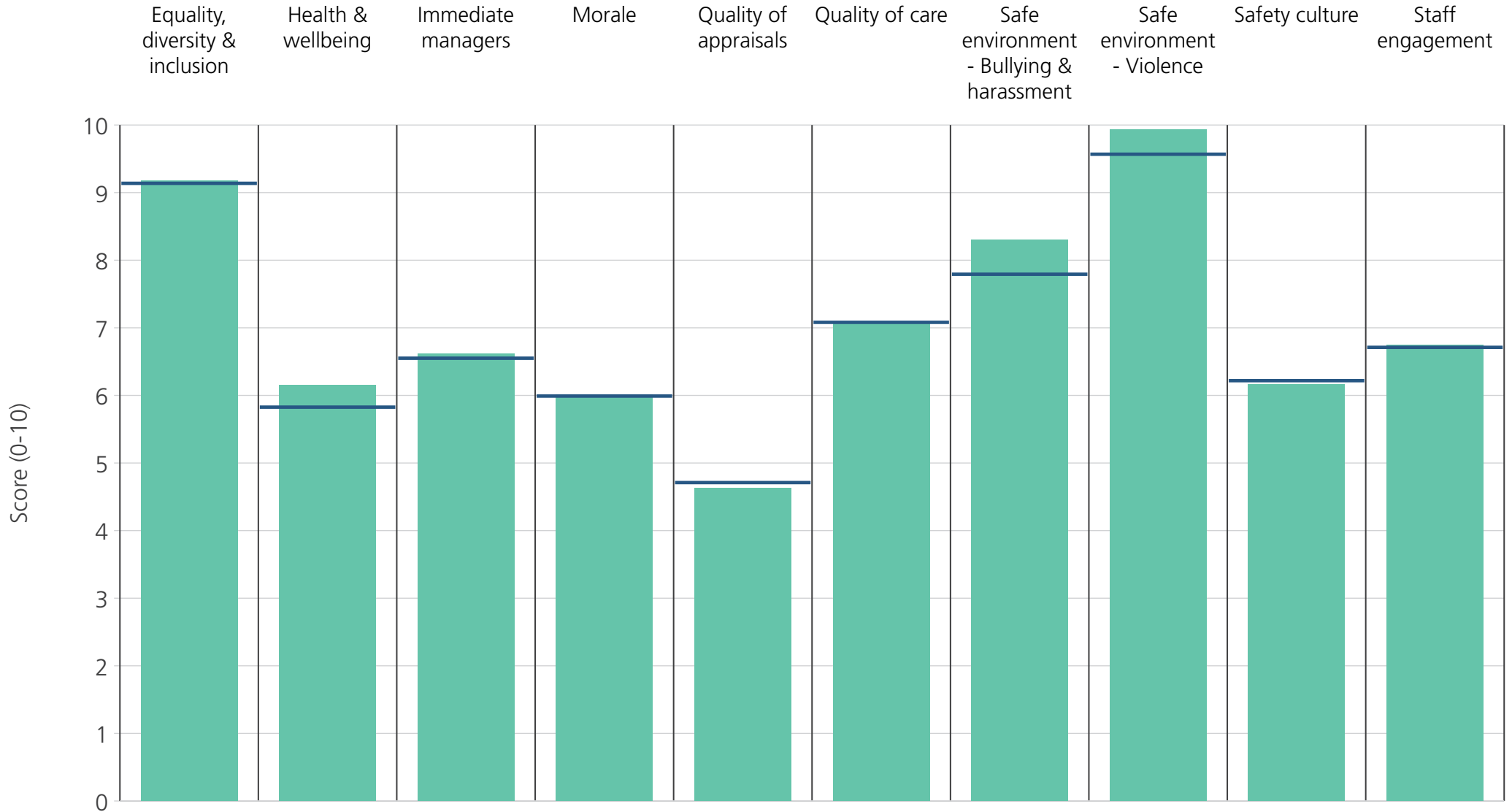
# Directorates 1



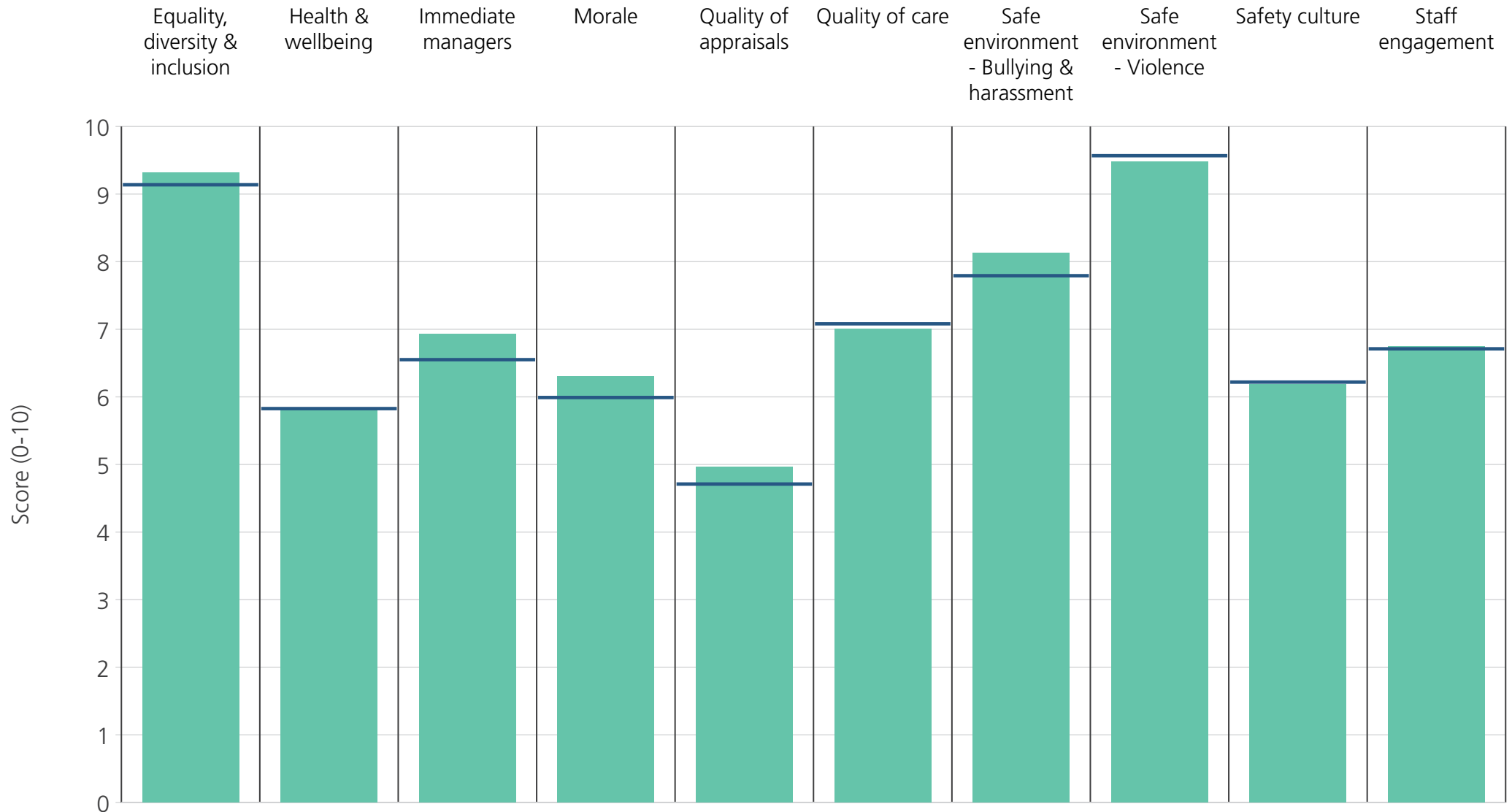
<b>Directorate</b>	9.1	5.7	6.6	5.9	4.8	7.0	8.1	9.8	6.2	6.4
<b>Your org</b>	9.1	5.8	6.6	6.0	4.7	7.1	7.8	9.6	6.2	6.7
<b>Responses</b>	107	110	110	107	93	104	110	109	107	110



<b>Directorate</b>	9.2	5.6	6.7	6.0	5.0	7.5	7.9	9.2	6.5	6.7
<b>Your org</b>	9.1	5.8	6.6	6.0	4.7	7.1	7.8	9.6	6.2	6.7
<b>Responses</b>	233	236	234	233	192	227	236	233	234	240

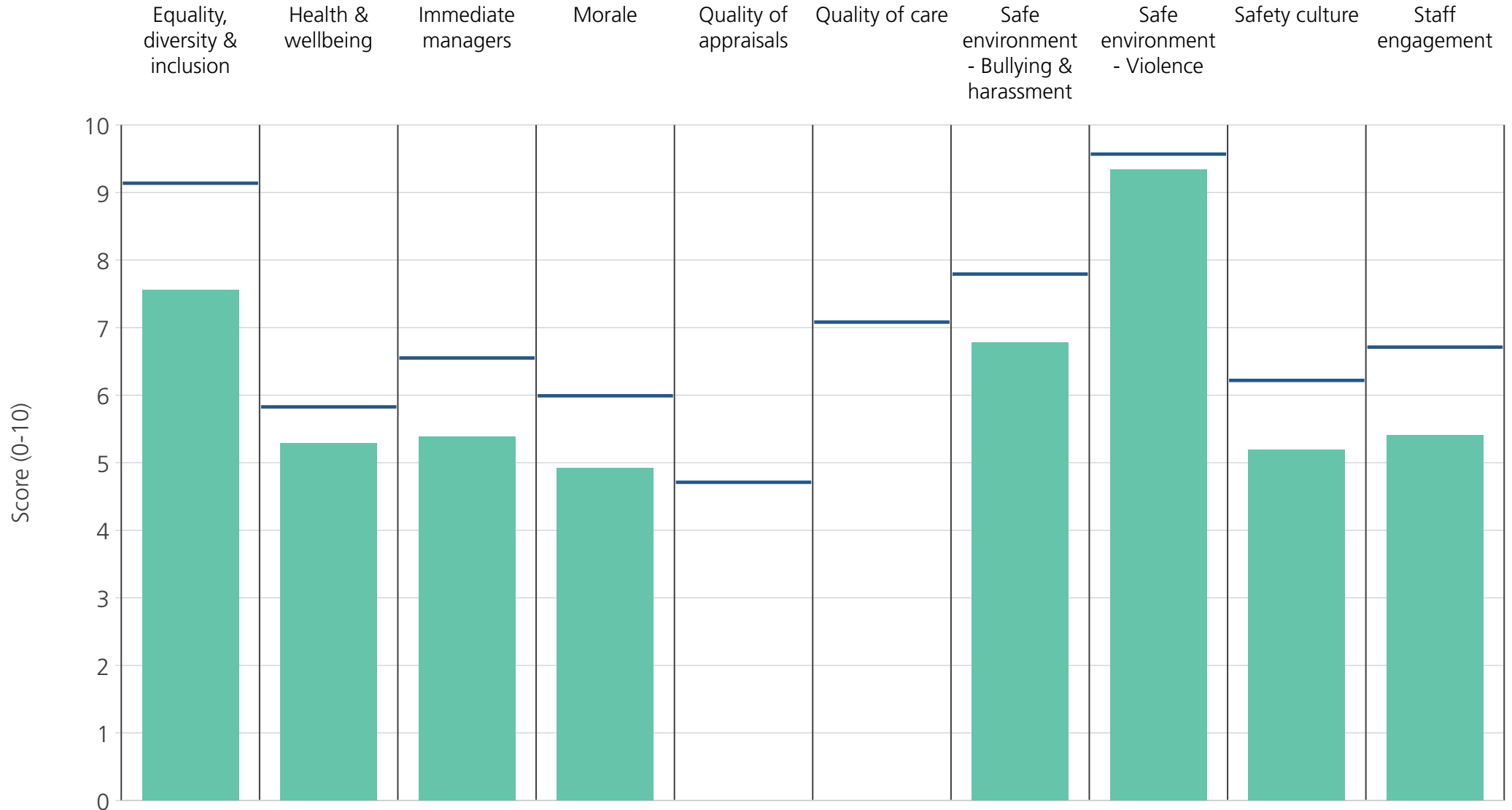


<b>Directorate</b>	9.2	6.2	6.6	6.0	4.6	7.1	8.3	9.9	6.2	6.7
<b>Your org</b>	9.1	5.8	6.6	6.0	4.7	7.1	7.8	9.6	6.2	6.7
<b>Responses</b>	692	699	701	692	570	444	687	693	692	704

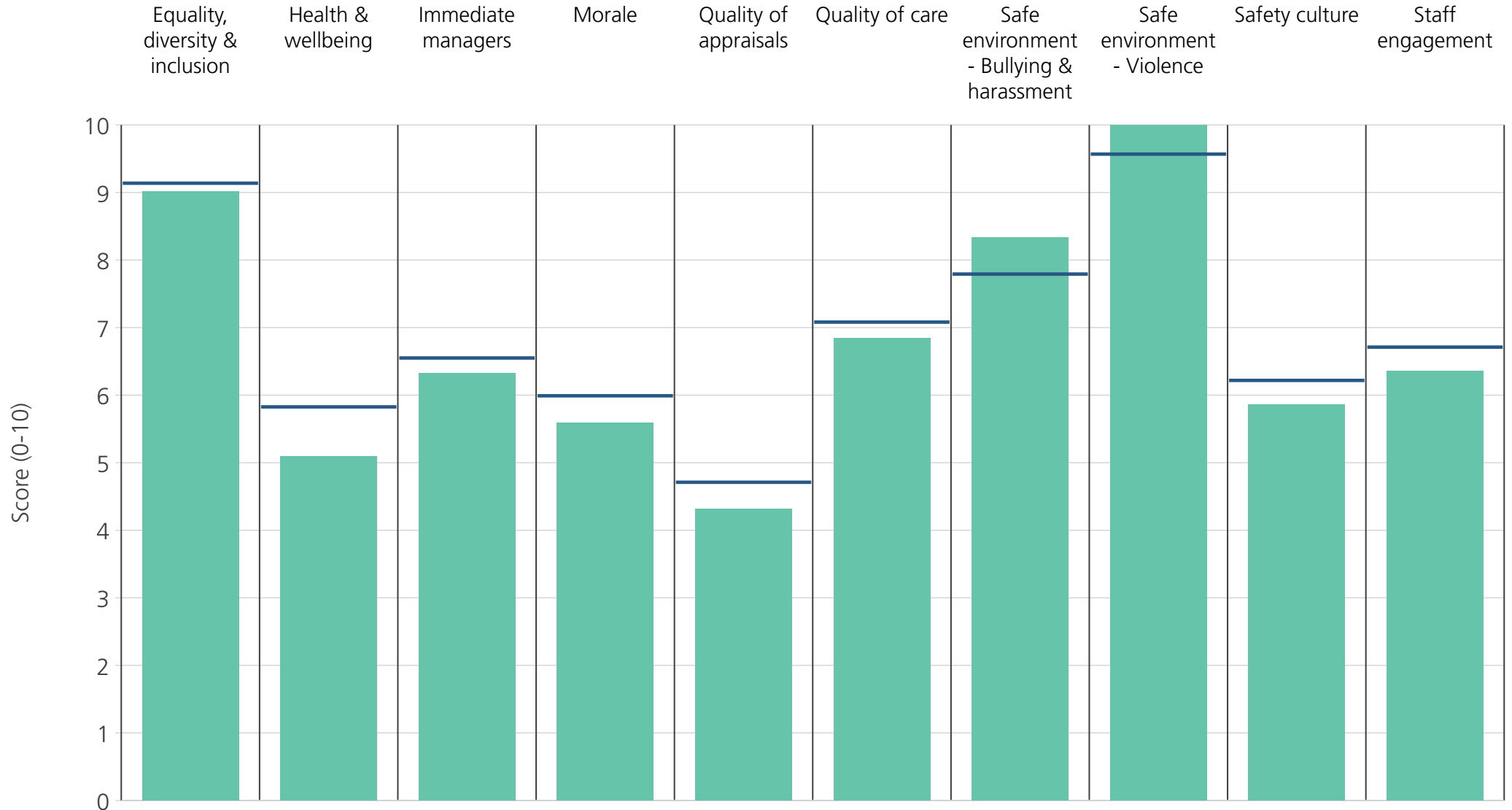


<b>Directorate</b>	9.3	5.8	6.9	6.3	5.0	7.0	8.1	9.5	6.2	6.7
<b>Your org</b>	9.1	5.8	6.6	6.0	4.7	7.1	7.8	9.6	6.2	6.7
<b>Responses</b>	159	161	162	160	151	163	161	159	160	164

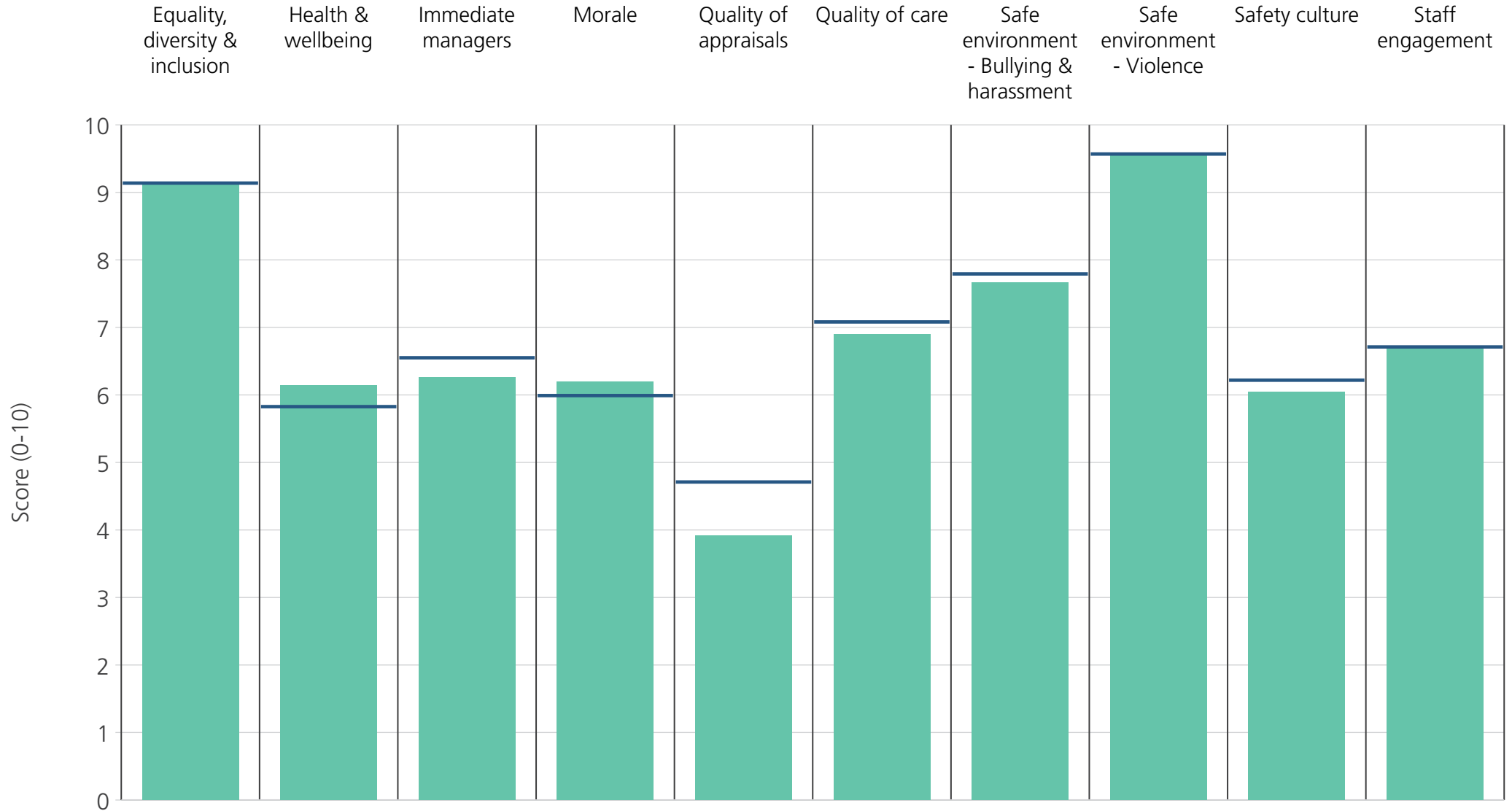




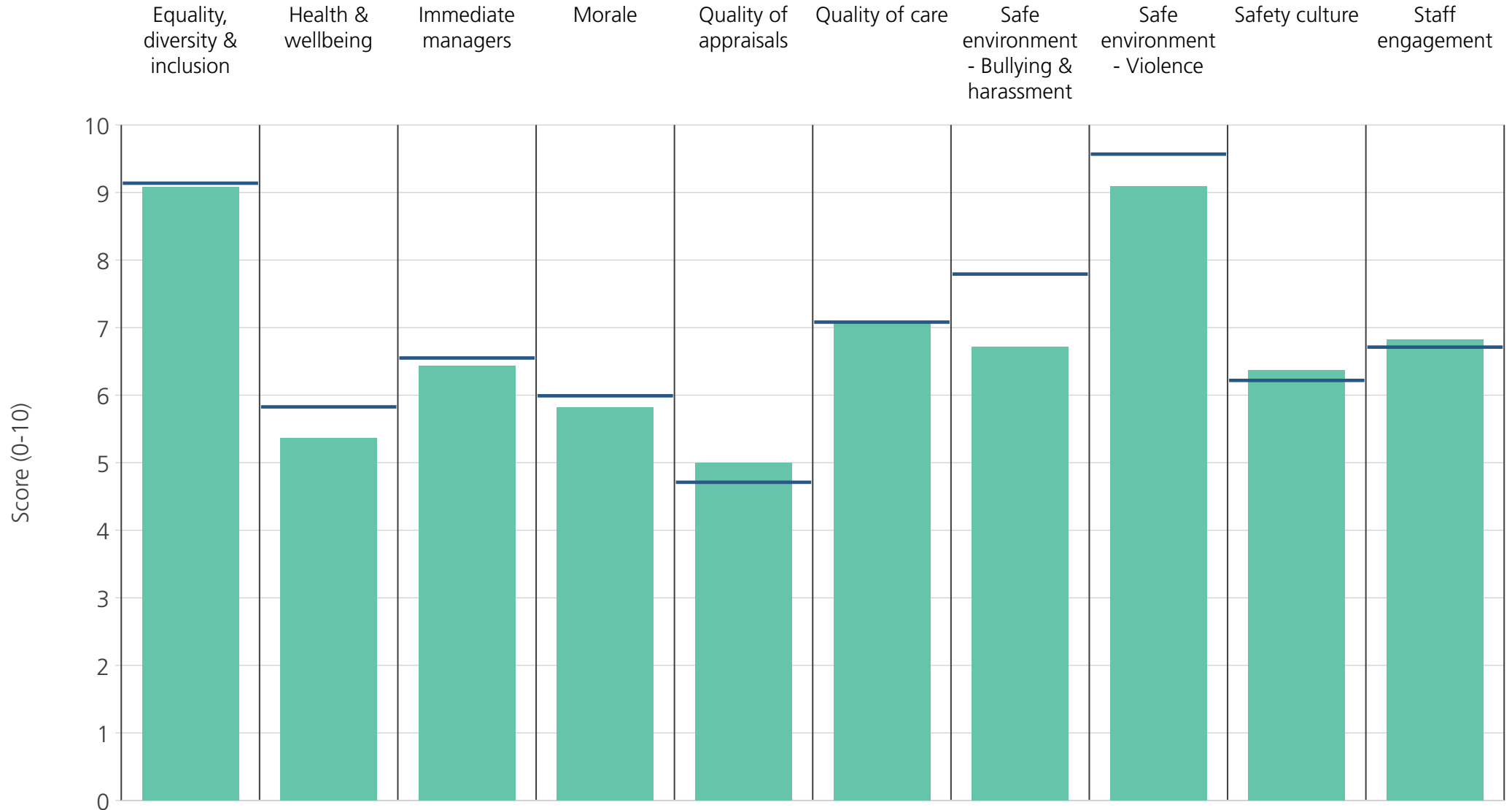
<b>Directorate</b>	7.6	5.3	5.4	4.9			6.8	9.3	5.2	5.4
<b>Your org</b>	9.1	5.8	6.6	6.0	4.7	7.1	7.8	9.6	6.2	6.7
<b>Responses</b>	14	15	15	15	8	6	15	15	15	15



<b>Directorate</b>	9.0	5.1	6.3	5.6	4.3	6.8	8.3	10.0	5.9	6.4
<b>Your org</b>	9.1	5.8	6.6	6.0	4.7	7.1	7.8	9.6	6.2	6.7
<b>Responses</b>	56	55	56	55	46	54	56	56	56	56

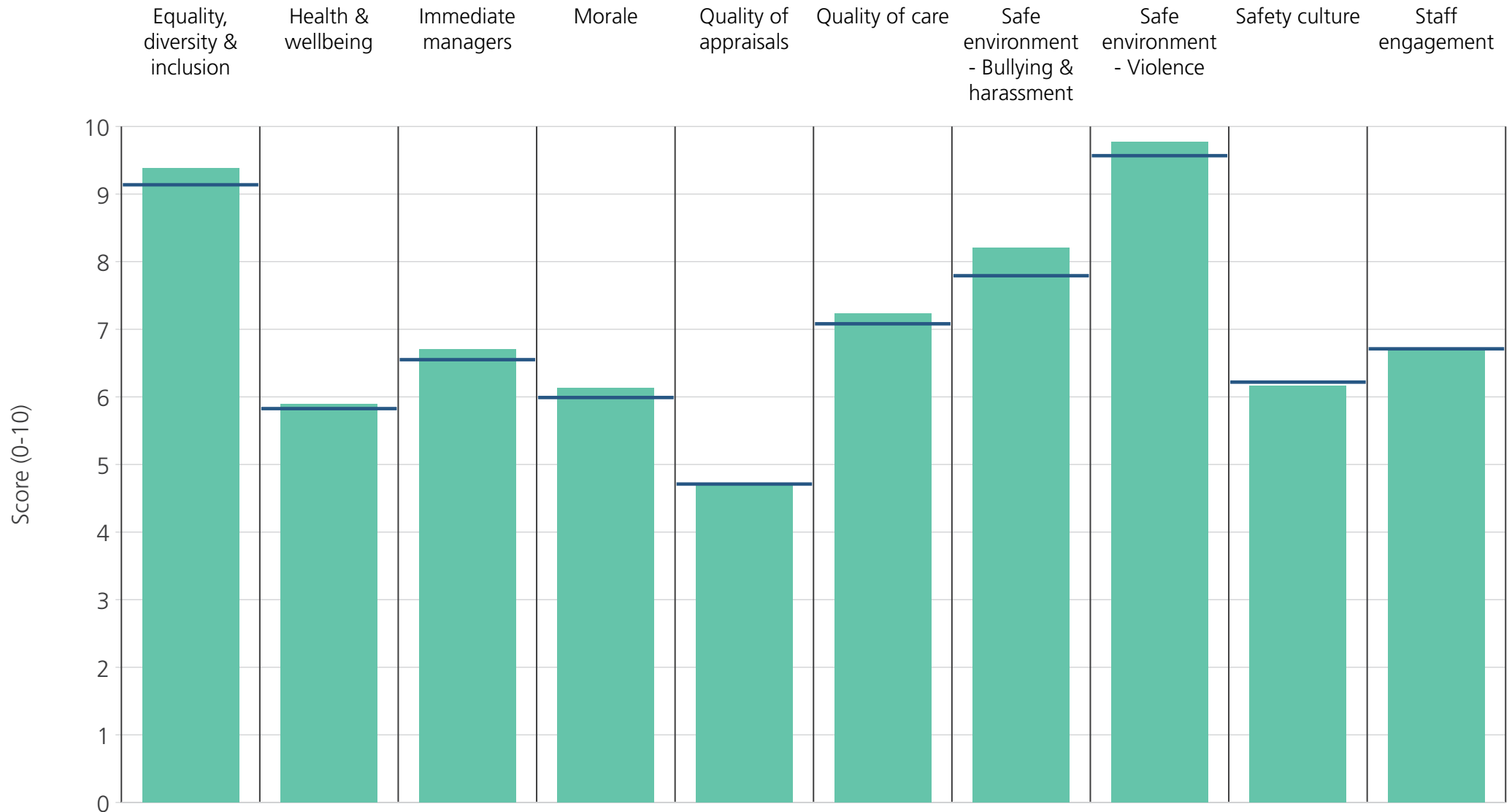


<b>Directorate</b>	9.1	6.1	6.3	6.2	3.9	6.9	7.7	9.6	6.0	6.7
<b>Your org</b>	9.1	5.8	6.6	6.0	4.7	7.1	7.8	9.6	6.2	6.7
<b>Responses</b>	231	230	231	227	183	231	230	231	231	232

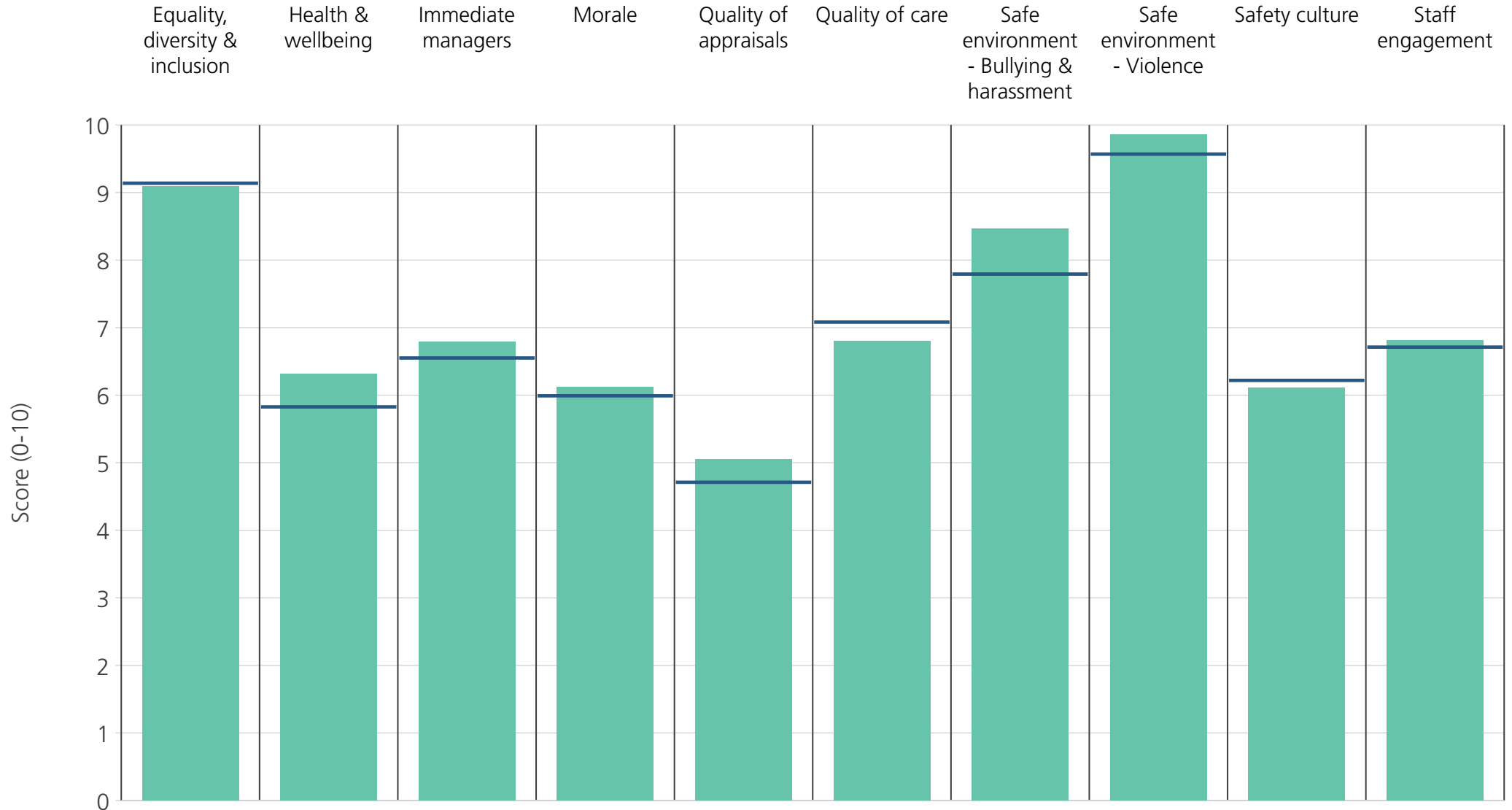


<b>Directorate</b>	9.1	5.4	6.4	5.8	5.0	7.1	6.7	9.1	6.4	6.8
<b>Your org</b>	9.1	5.8	6.6	6.0	4.7	7.1	7.8	9.6	6.2	6.7
<b>Responses</b>	420	420	419	418	343	413	421	417	420	424

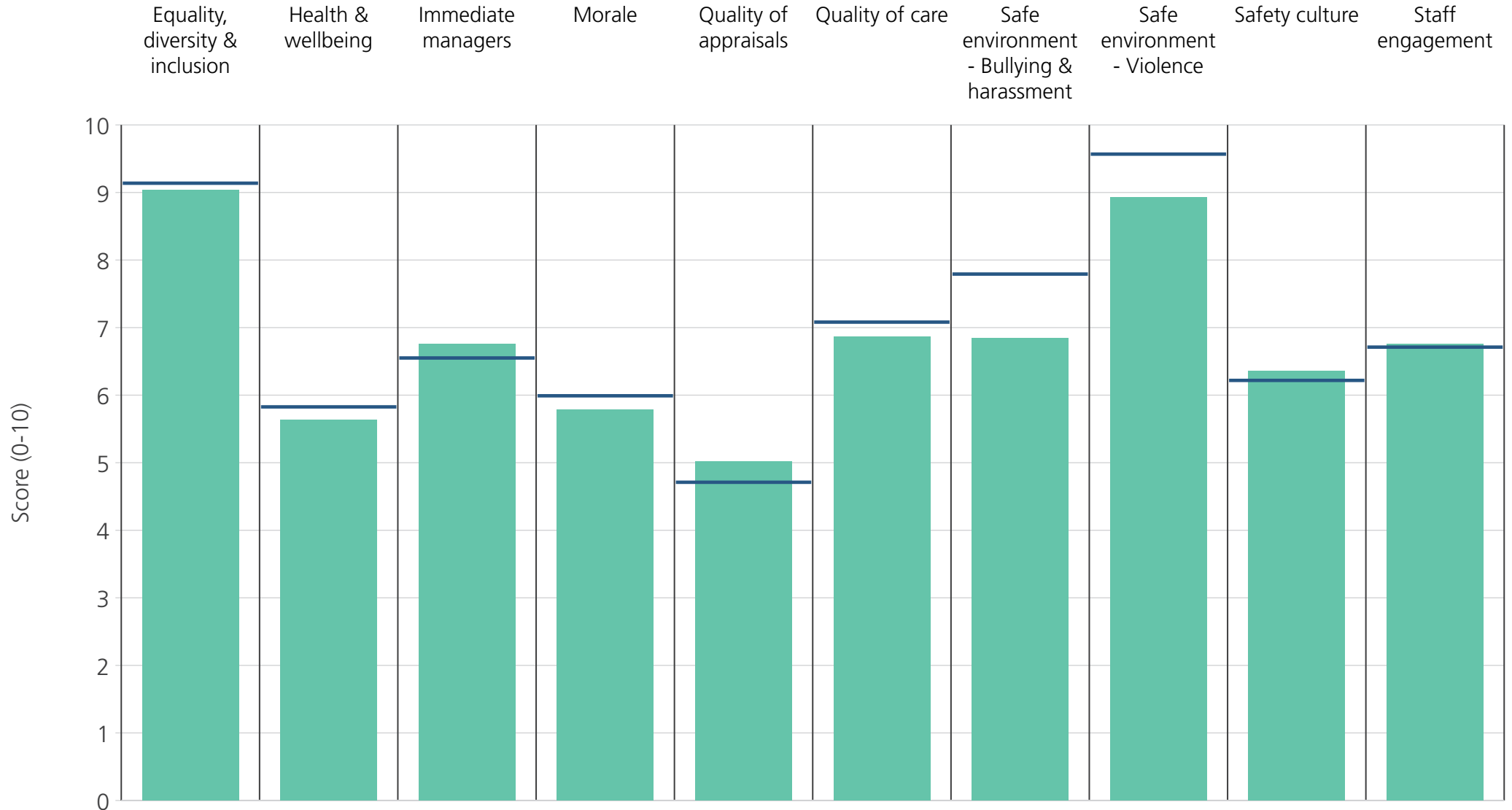
# Directorates 2



<b>Directorate</b>	9.4	5.9	6.7	6.1	4.7	7.2	8.2	9.8	6.2	6.7
<b>Your org</b>	9.1	5.8	6.6	6.0	4.7	7.1	7.8	9.6	6.2	6.7
<b>Responses</b>	612	616	619	609	529	573	615	610	612	625

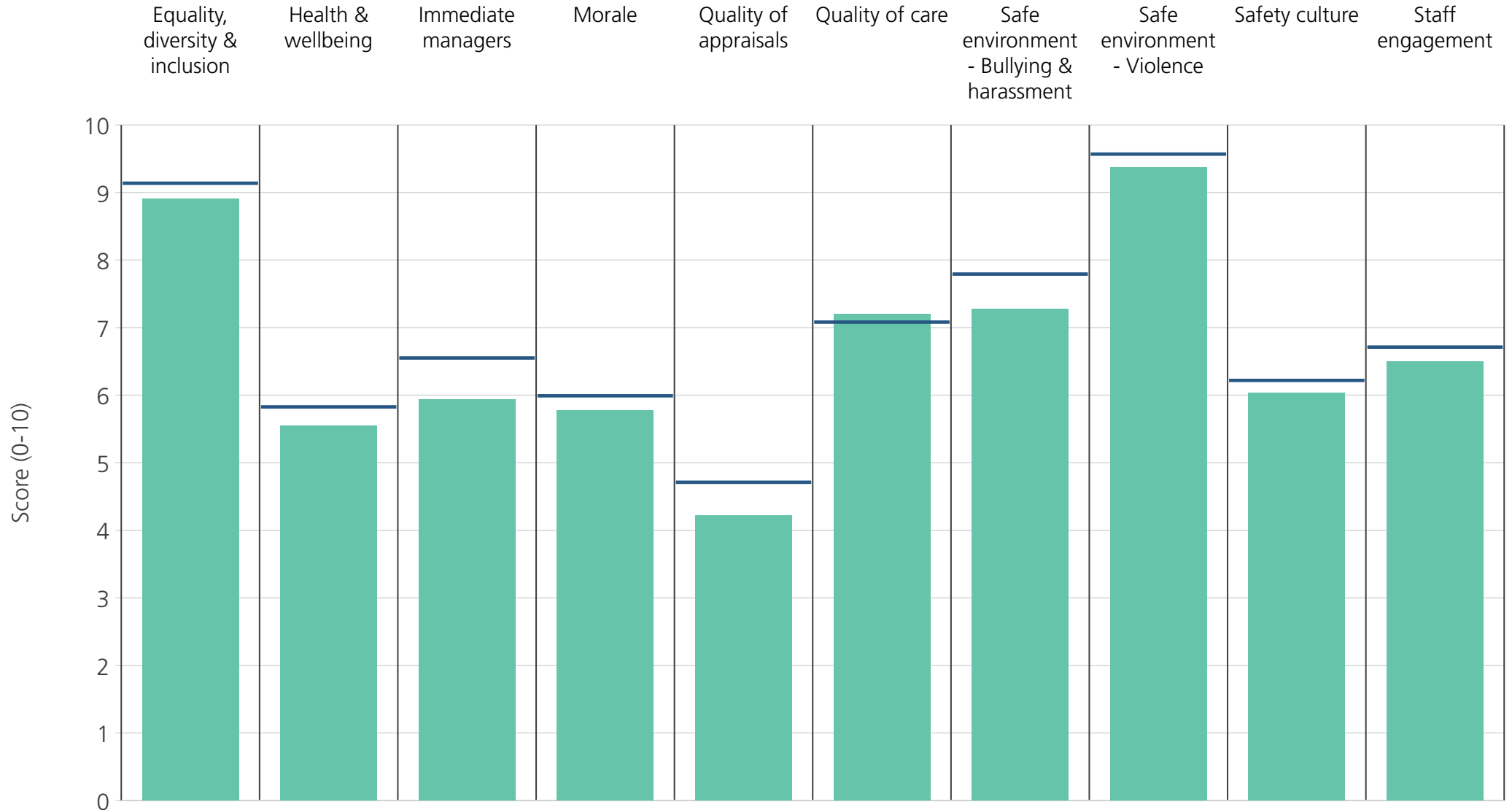


<b>Directorate</b>	9.1	6.3	6.8	6.1	5.0	6.8	8.5	9.9	6.1	6.8
<b>Your org</b>	9.1	5.8	6.6	6.0	4.7	7.1	7.8	9.6	6.2	6.7
<b>Responses</b>	410	414	416	411	340	211	405	413	410	416

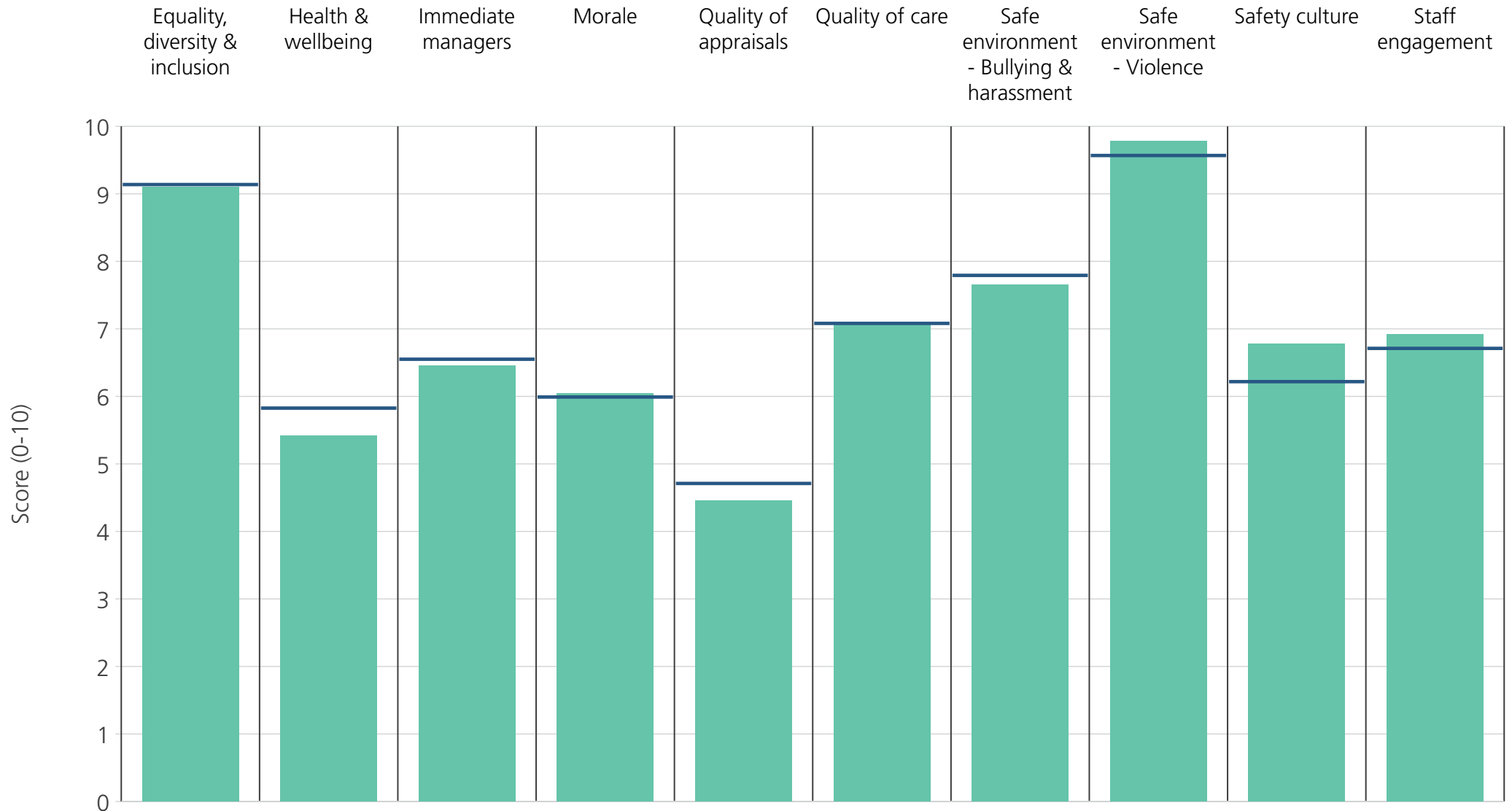


<b>Directorate</b>	9.0	5.6	6.8	5.8	5.0	6.9	6.8	8.9	6.4	6.8
<b>Your org</b>	9.1	5.8	6.6	6.0	4.7	7.1	7.8	9.6	6.2	6.7
<b>Responses</b>	319	321	320	318	263	312	322	319	322	325





<b>Directorate</b>	8.9	5.6	5.9	5.8	4.2	7.2	7.3	9.4	6.0	6.5
<b>Your org</b>	9.1	5.8	6.6	6.0	4.7	7.1	7.8	9.6	6.2	6.7
<b>Responses</b>	386	390	388	384	303	374	389	387	386	392



<b>Directorate</b>	9.1	5.4	6.4	6.0	4.5	7.1	7.7	9.8	6.8	6.9
<b>Your org</b>	9.1	5.8	6.6	6.0	4.7	7.1	7.8	9.6	6.2	6.7
<b>Responses</b>	185	185	185	185	151	172	185	184	185	187