

# City Hospitals Sunderland NHS Foundation Trust

2018 NHS Staff Survey

**Directorate Report**

**Contents**

Introduction . . . . .	3	228 Directorate of Urology (Directorate) . . . . .	26
Themes – Directorates 1 . . . . .	4	228 Information Technology (Directorate) . . . . .	27
228 Division of Medicine (Division) . . . . .	5	228 Human Resources (Directorate) . . . . .	28
228 Division of Surgery (Division) . . . . .	6	228 Directorate of Nursing and Patient Experience(Directorate) . . . . .	29
228 Division of Clinical Support (Division) . . . . .	7	228 Strategy & Business Development (Directorate) . . . . .	30
228 Division of Theatres (Division) . . . . .	8	228 Finance . . . . .	31
228 Division of Family Care (Division) . . . . .	9	228 General Outpatients (Directorate) . . . . .	32
228 Division of Trust Headquarters (Division) . . . . .	10	OTHER . . . . .	33
Themes – Directorates 2 . . . . .	11	228 Directorate of Information (Directorate) . . . . .	34
228 Theatres (Directorate) . . . . .	12	228 Medical Director (Directorate) . . . . .	35
228 Directorate of Emergency Medicine (Directorate) . . . . .	13		
228 Directorate of Rehabilitation & Elderly Medicine (Directorate) . . . . .	14		
228 Therapy Services (Directorate) . . . . .	15		
228 Directorate of Obstetrics & Gynaecology (Directorate) . . . . .	16		
228 Directorate of Ophthalmology (Directorate) . . . . .	17		
228 Directorate of General Internal Medicine (Directorate) . . . . .	18		
228 Directorate of Medical Specialties (Directorate) . . . . .	19		
228 Directorate of Paediatrics & Child Health (Directorate) . . . . .	20		
228 Directorate of General Surgery(Directorate) . . . . .	21		
228 Diagnostic Imaging (Directorate) . . . . .	22		
228 Directorate of Trauma & Orthopaedics (Directorate) . . . . .	23		
228 Pharmacy (Directorate) . . . . .	24		
228 Directorate of Head and Neck Surgery (Directorate) . . . . .	25		

This directorate report for City Hospitals Sunderland NHS Foundation Trust contains results by directorate for themes from the 2018 NHS Staff Survey. These results are compared to the unweighted average for your organisation.

**Please note:** It is possible that there are differences between the 'Your org' scores reported in this directorate report and those in the benchmark report. This is because the results in the benchmark report are weighted to allow for fair comparisons between organisations of a similar type. However, in this report comparisons are made within your organisation so the unweighted organisation result is a more appropriate point of comparison.

The directorate breakdowns used in this report were provided and defined by City Hospitals Sunderland NHS Foundation Trust. Details of how the theme scores were calculated are included in the Technical Document, available to download from our [results website](#).

## Key features

Breakdown type and **directorate name** are specified in the header. Black text in the header is hyperlinked: clicking on '2018 NHS Staff Survey Results' navigates back to the contents page.

Directorate results are presented in the context of the (unweighted) **organisation average ('Your org')**, so it is easy to tell if a directorate is performing better or worse than the organisation average. For all themes, a higher score is a better result than a lower score.

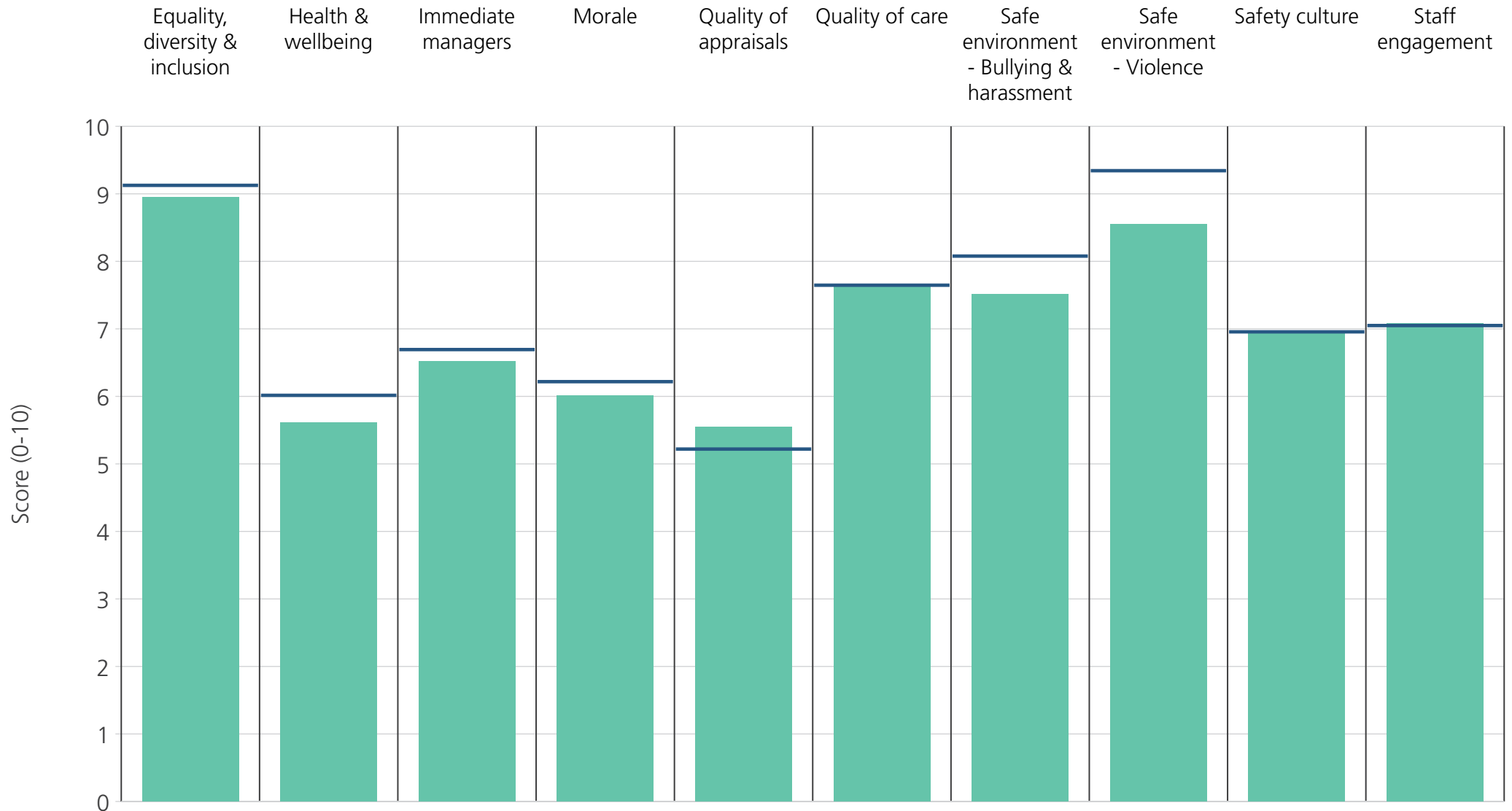
The **number of responses** feeding into each theme score **for the given directorate** is specified below the table containing the directorate and trust scores.



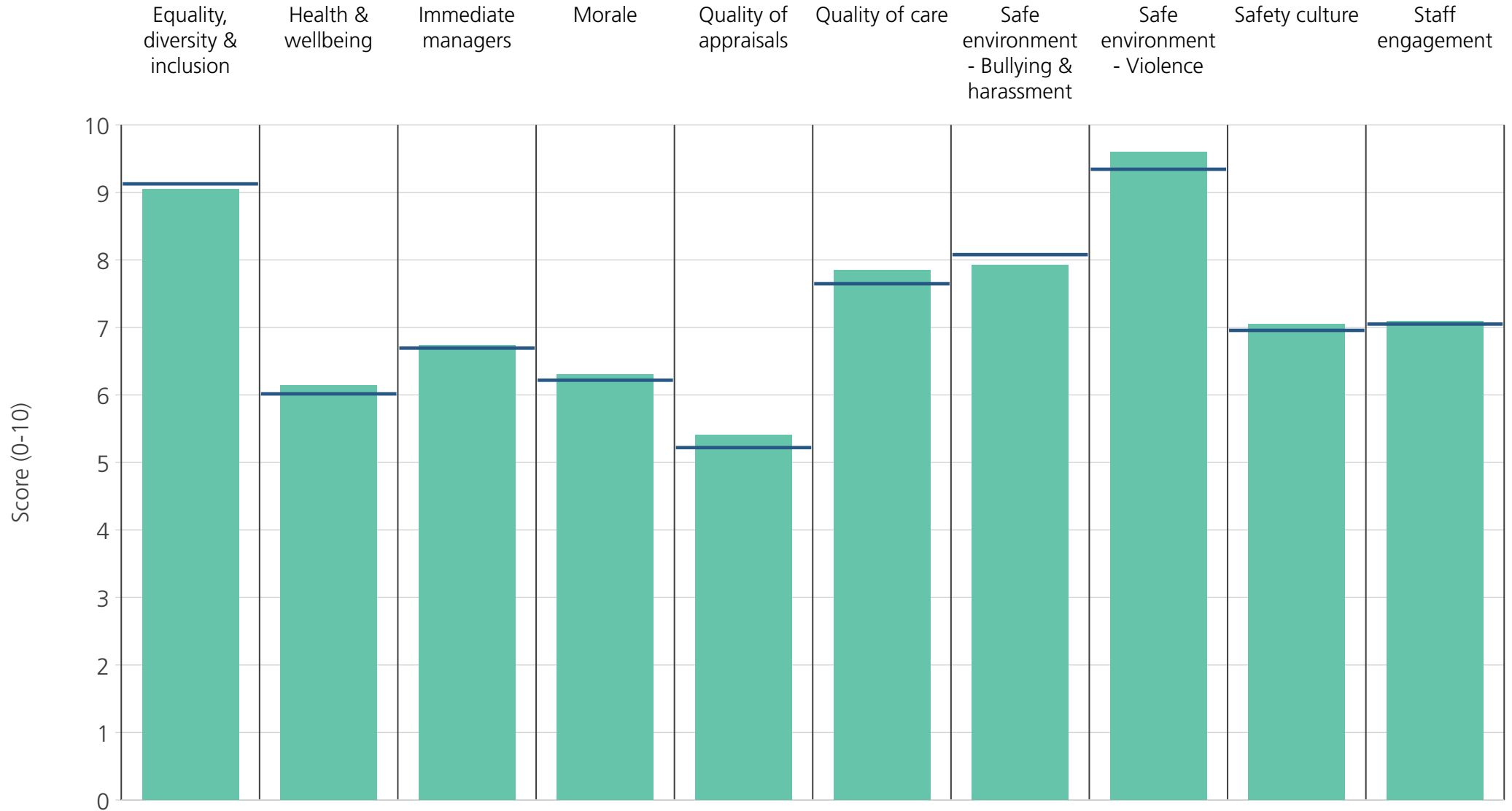
**! Note:** when there are less than 11 responses in a group, results are suppressed to protect staff confidentiality

# Directorates 1

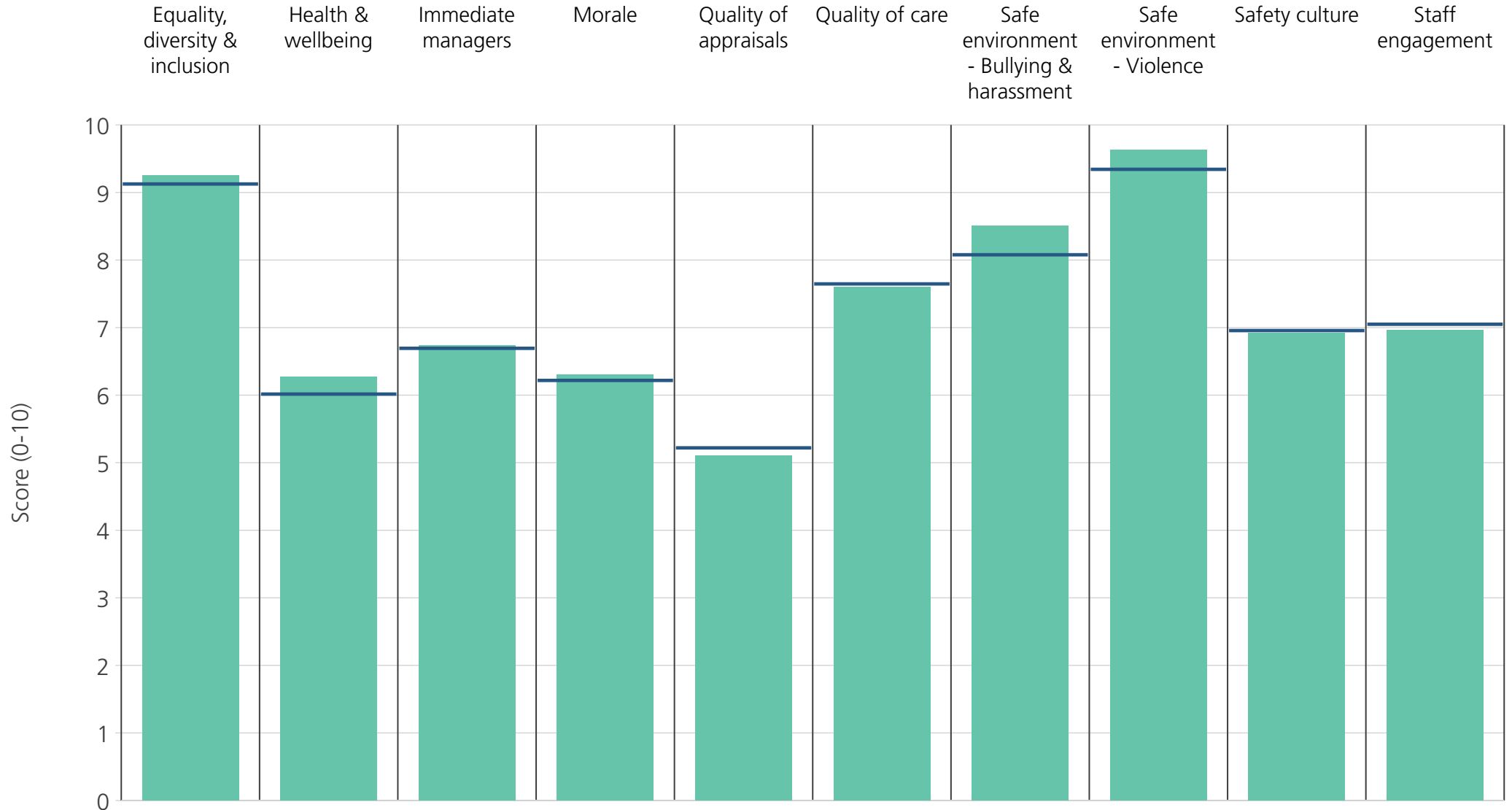
City Hospitals Sunderland NHS Foundation Trust  
2018 NHS Staff Survey Results



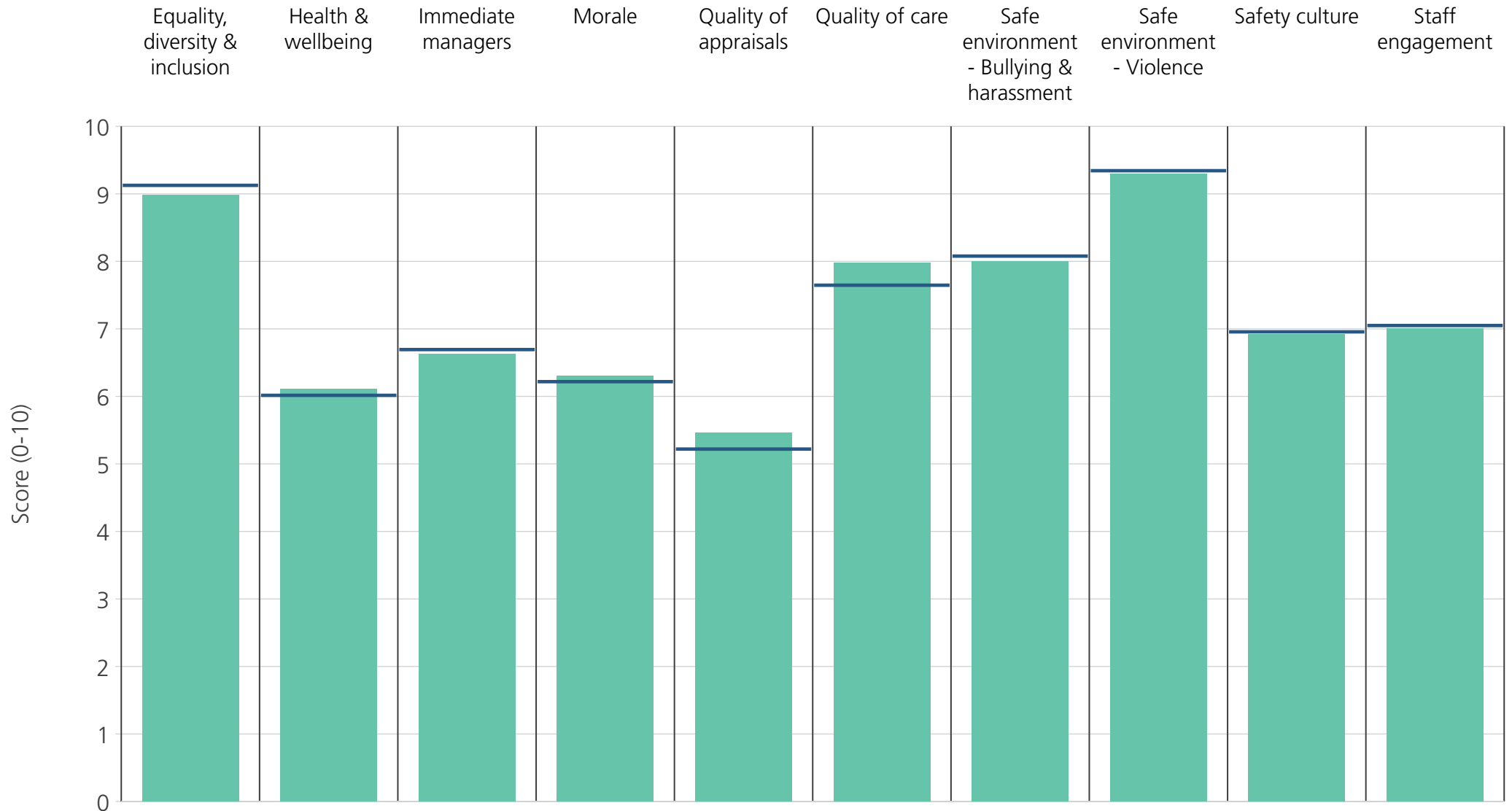
<b>Directorate</b>	8.9	5.6	6.5	6.0	5.5	7.6	7.5	8.5	6.9	7.1
<b>Your org</b>	9.1	6.0	6.7	6.2	5.2	7.6	8.1	9.3	7.0	7.0
<b>Responses</b>	555	564	572	538	450	564	547	542	546	599



<b>Directorate</b>	9.0	6.1	6.7	6.3	5.4	7.8	7.9	9.6	7.0	7.1
<b>Your org</b>	9.1	6.0	6.7	6.2	5.2	7.6	8.1	9.3	7.0	7.0
<b>Responses</b>	411	425	428	406	340	412	409	410	412	436

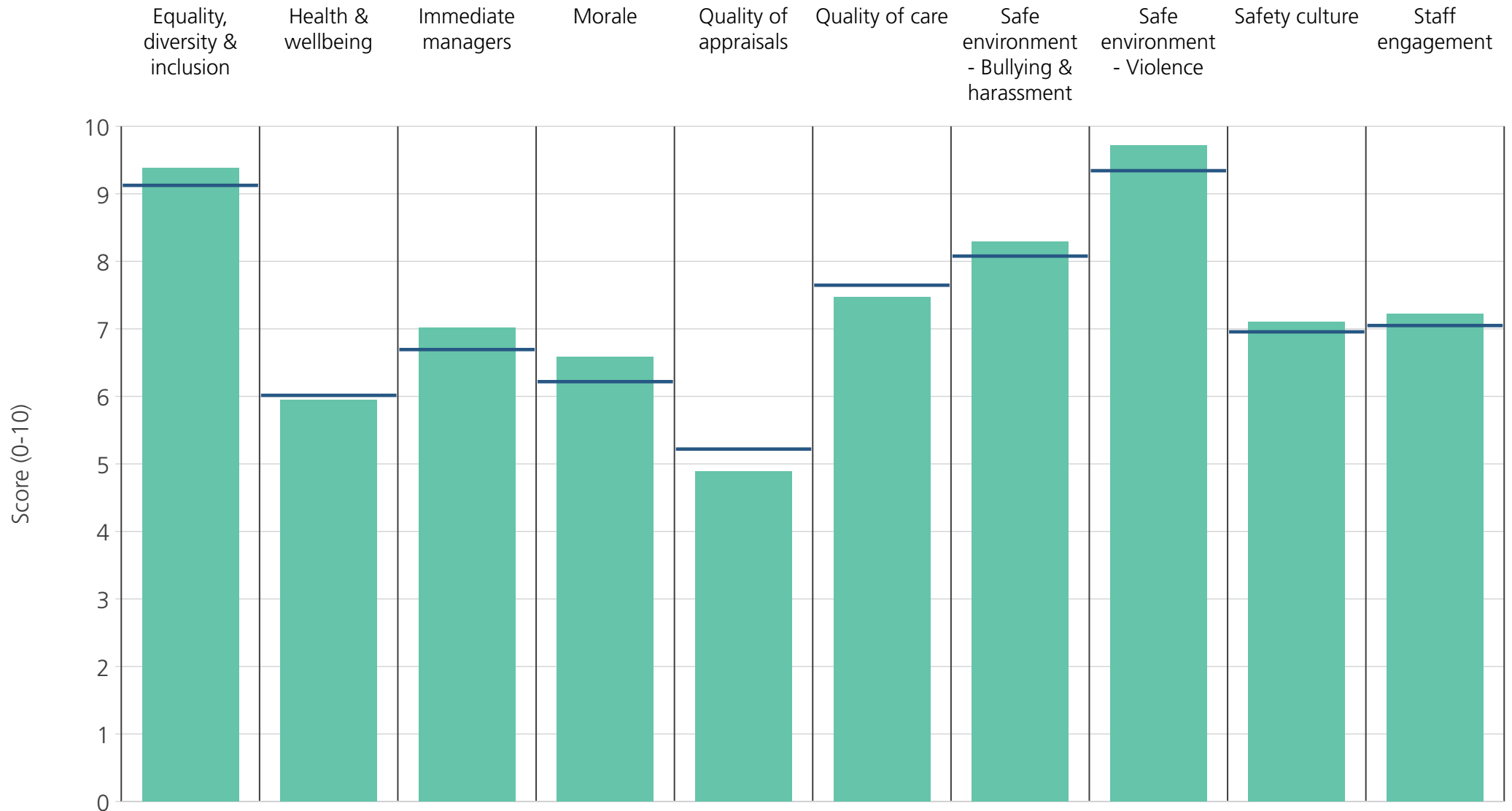


<b>Directorate</b>	9.3	6.3	6.7	6.3	5.1	7.6	8.5	9.6	6.9	7.0
<b>Your org</b>	9.1	6.0	6.7	6.2	5.2	7.6	8.1	9.3	7.0	7.0
<b>Responses</b>	350	357	361	343	309	357	346	344	348	373

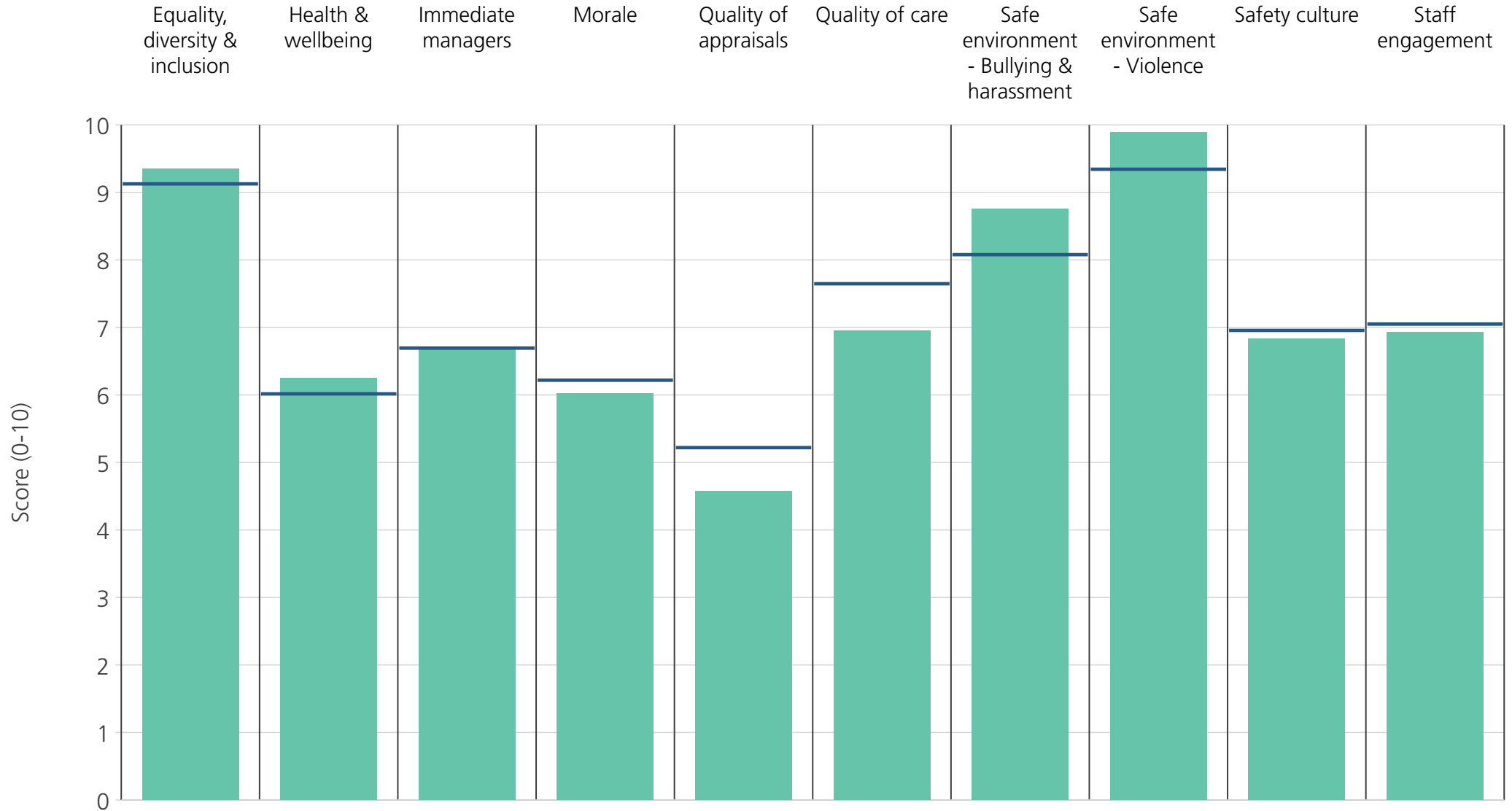


<b>Directorate</b>	9.0	6.1	6.6	6.3	5.5	8.0	8.0	9.3	6.9	7.0
<b>Your org</b>	9.1	6.0	6.7	6.2	5.2	7.6	8.1	9.3	7.0	7.0
<b>Responses</b>	260	263	264	257	235	260	253	253	261	269





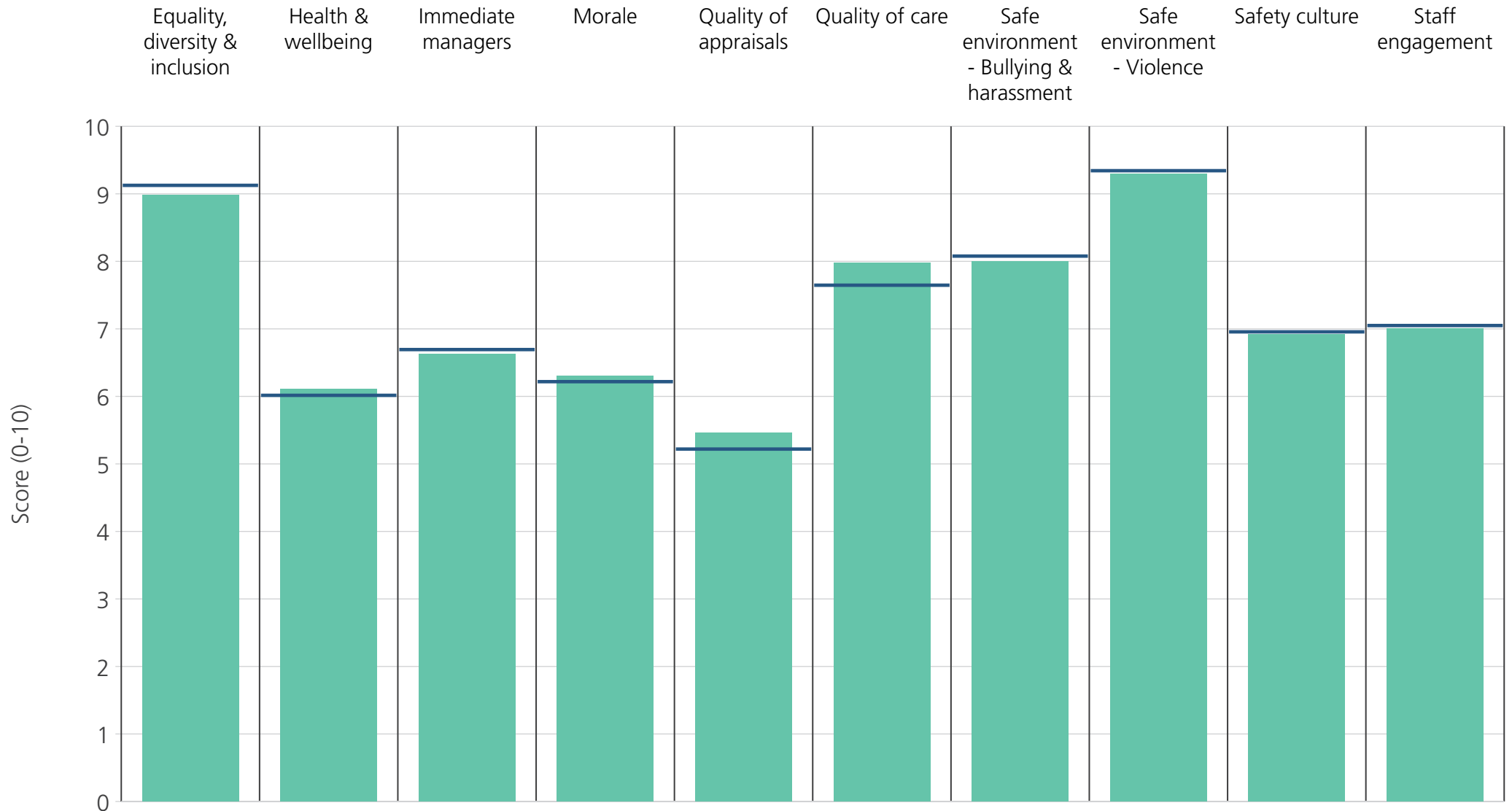
<b>Directorate</b>	9.4	5.9	7.0	6.6	4.9	7.5	8.3	9.7	7.1	7.2
<b>Your org</b>	9.1	6.0	6.7	6.2	5.2	7.6	8.1	9.3	7.0	7.0
<b>Responses</b>	229	232	238	229	202	226	223	225	230	246



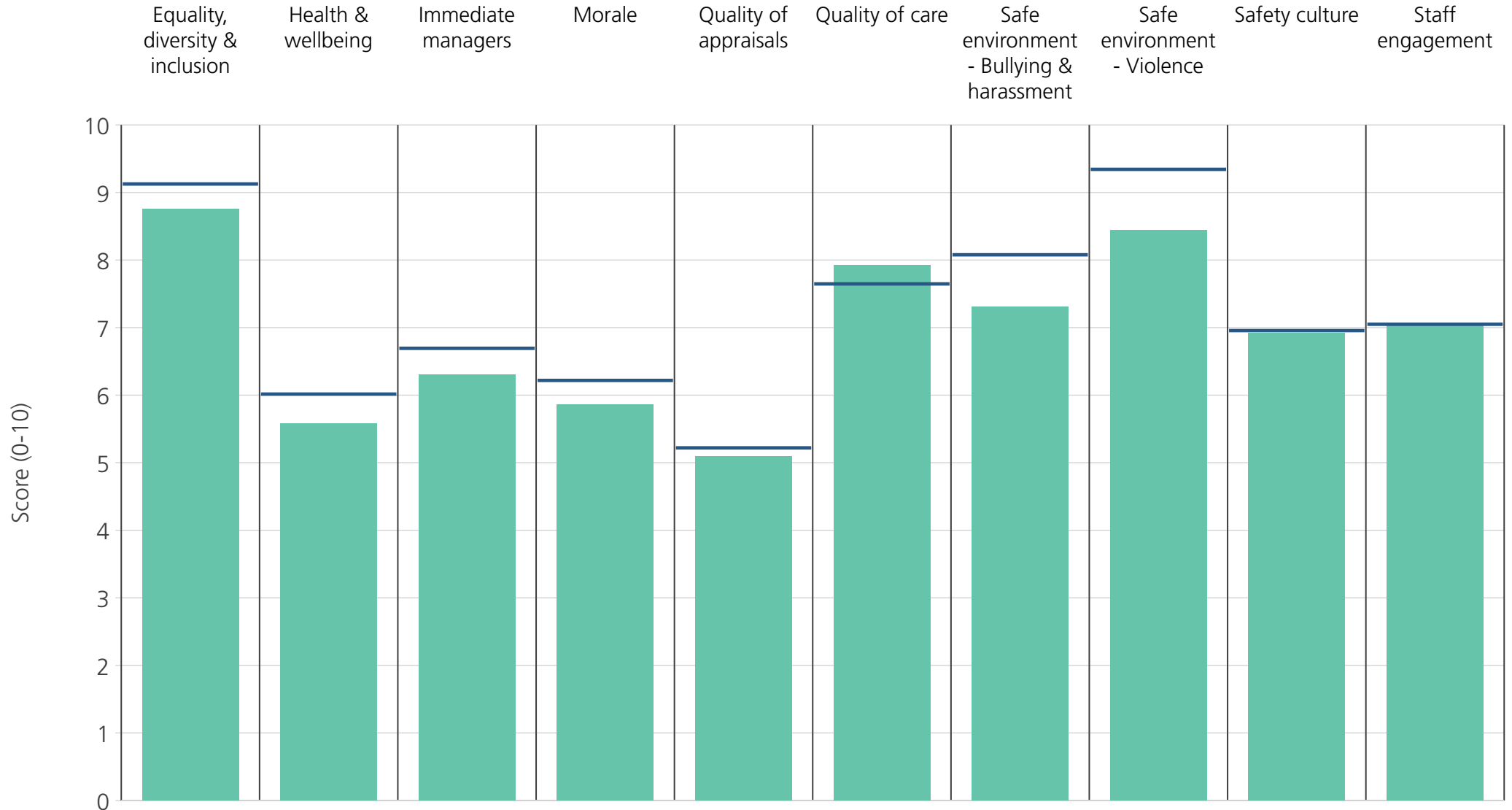
<b>Directorate</b>	9.3	6.3	6.7	6.0	4.6	6.9	8.8	9.9	6.8	6.9
<b>Your org</b>	9.1	6.0	6.7	6.2	5.2	7.6	8.1	9.3	7.0	7.0
<b>Responses</b>	293	294	298	292	261	158	290	285	294	303

# Directorates 2

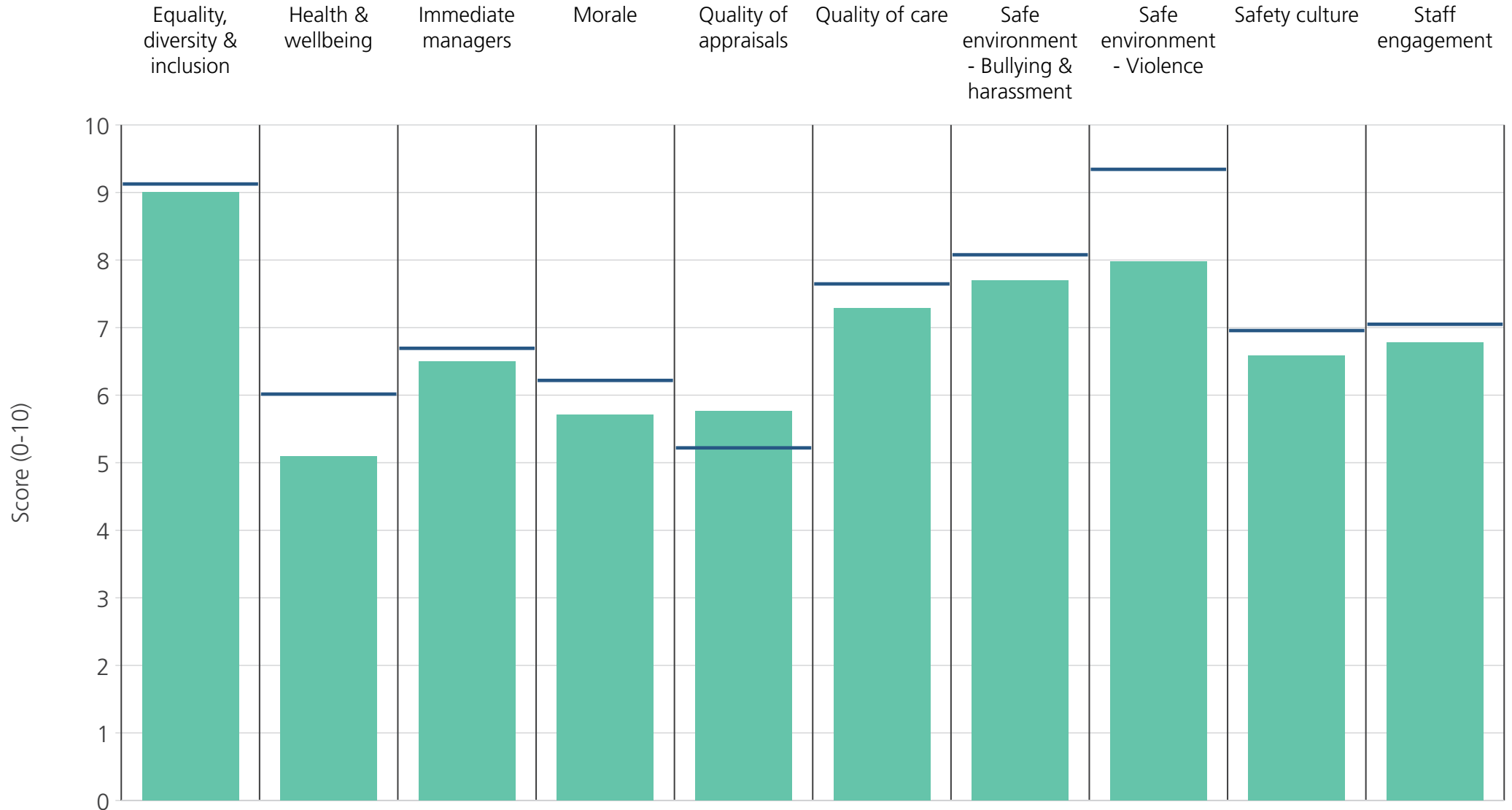
City Hospitals Sunderland NHS Foundation Trust  
2018 NHS Staff Survey Results



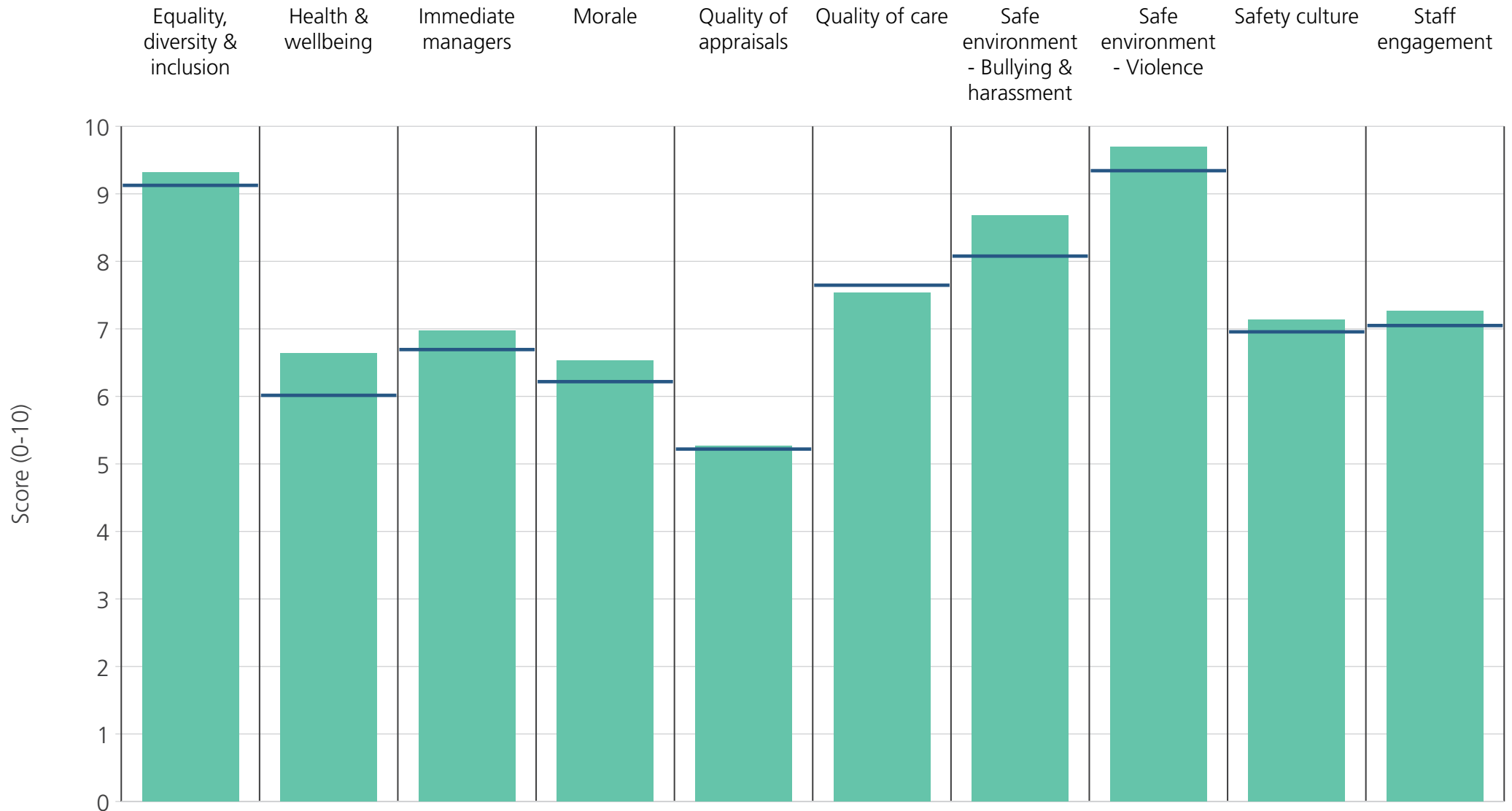
<b>Directorate</b>	9.0	6.1	6.6	6.3	5.5	8.0	8.0	9.3	6.9	7.0
<b>Your org</b>	9.1	6.0	6.7	6.2	5.2	7.6	8.1	9.3	7.0	7.0
<b>Responses</b>	260	263	264	257	235	260	253	253	261	269



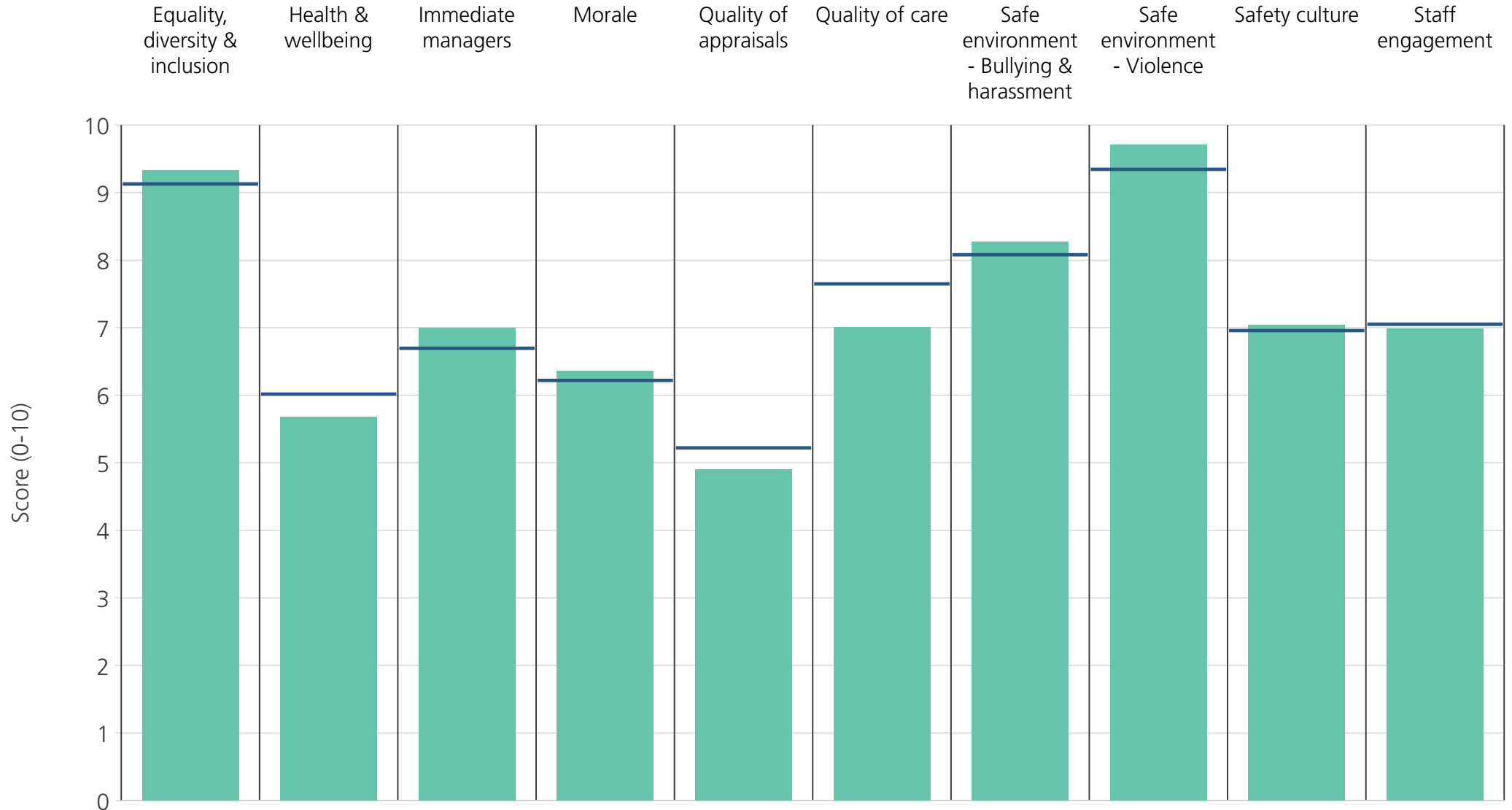
<b>Directorate</b>	8.8	5.6	6.3	5.9	5.1	7.9	7.3	8.4	6.9	7.1
<b>Your org</b>	9.1	6.0	6.7	6.2	5.2	7.6	8.1	9.3	7.0	7.0
<b>Responses</b>	184	187	191	175	151	191	181	181	179	204



<b>Directorate</b>	9.0	5.1	6.5	5.7	5.8	7.3	7.7	8.0	6.6	6.8
<b>Your org</b>	9.1	6.0	6.7	6.2	5.2	7.6	8.1	9.3	7.0	7.0
<b>Responses</b>	171	170	171	167	129	171	166	164	169	182

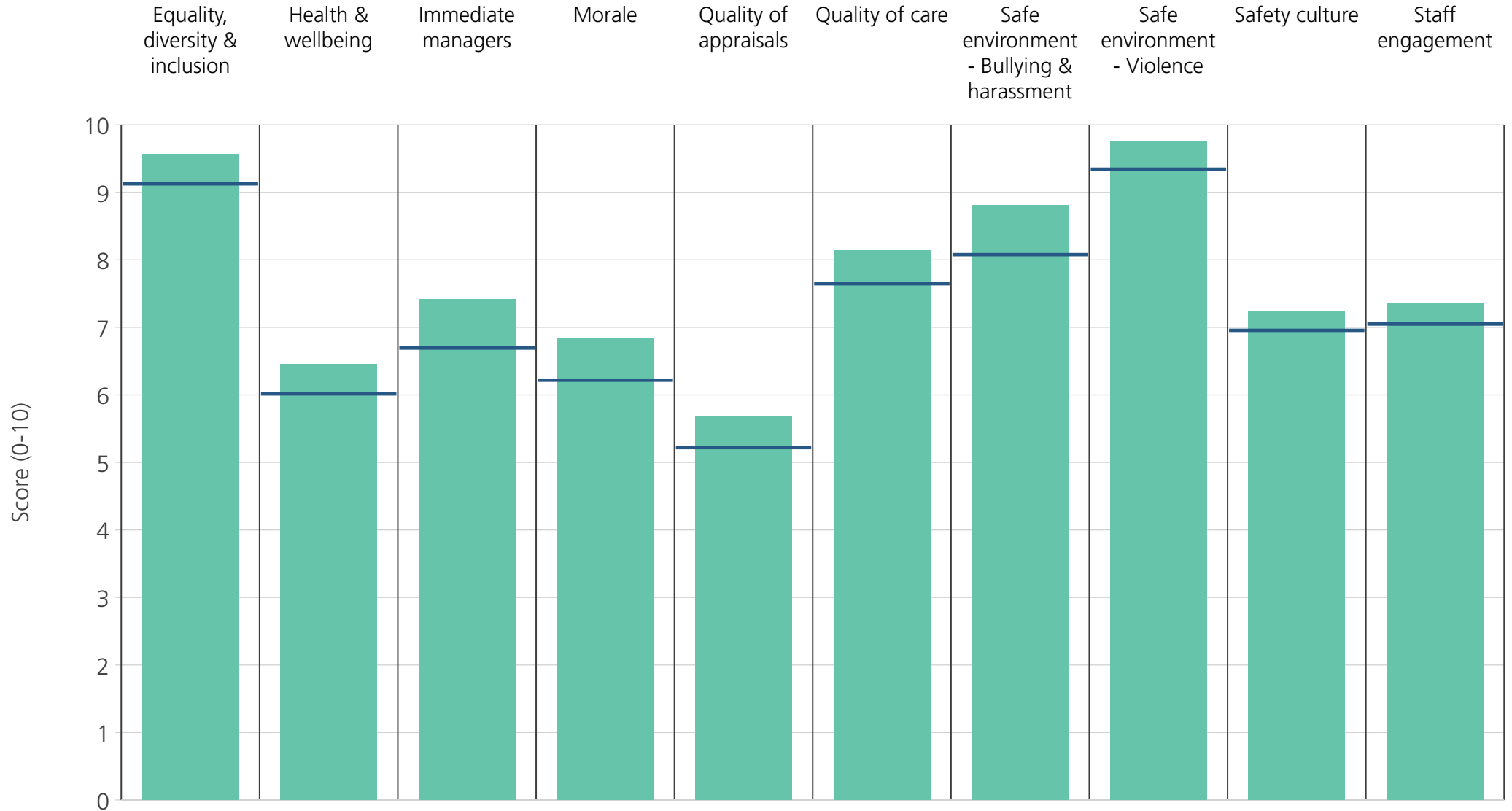


<b>Directorate</b>	9.3	6.6	7.0	6.5	5.3	7.5	8.7	9.7	7.1	7.3
<b>Your org</b>	9.1	6.0	6.7	6.2	5.2	7.6	8.1	9.3	7.0	7.0
<b>Responses</b>	178	182	183	176	164	183	176	175	177	185

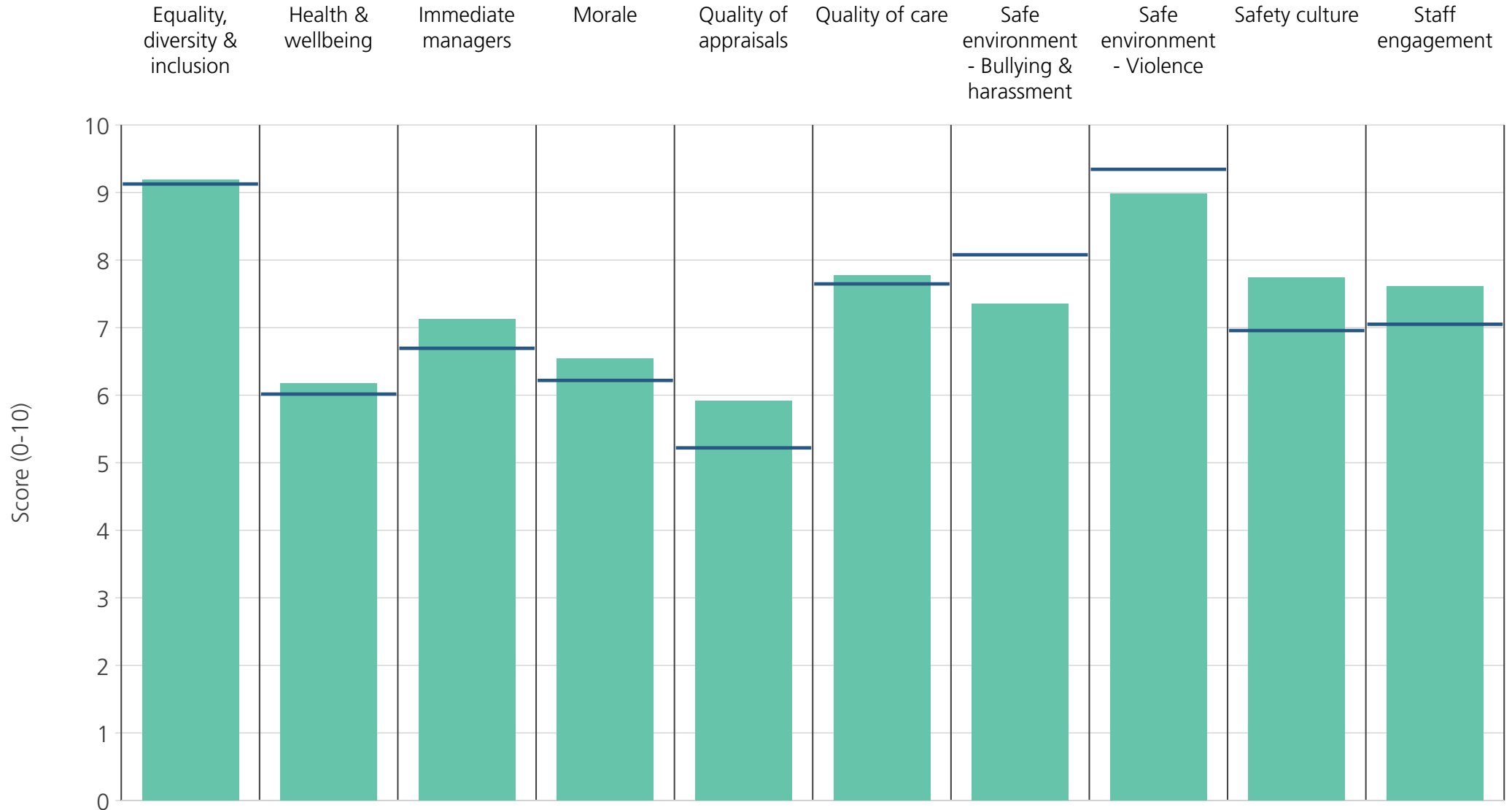


Directorate	9.3	5.7	7.0	6.4	4.9	7.0	8.3	9.7	7.0	7.0
Your org	9.1	6.0	6.7	6.2	5.2	7.6	8.1	9.3	7.0	7.0
Responses	126	130	132	125	112	126	125	126	126	137

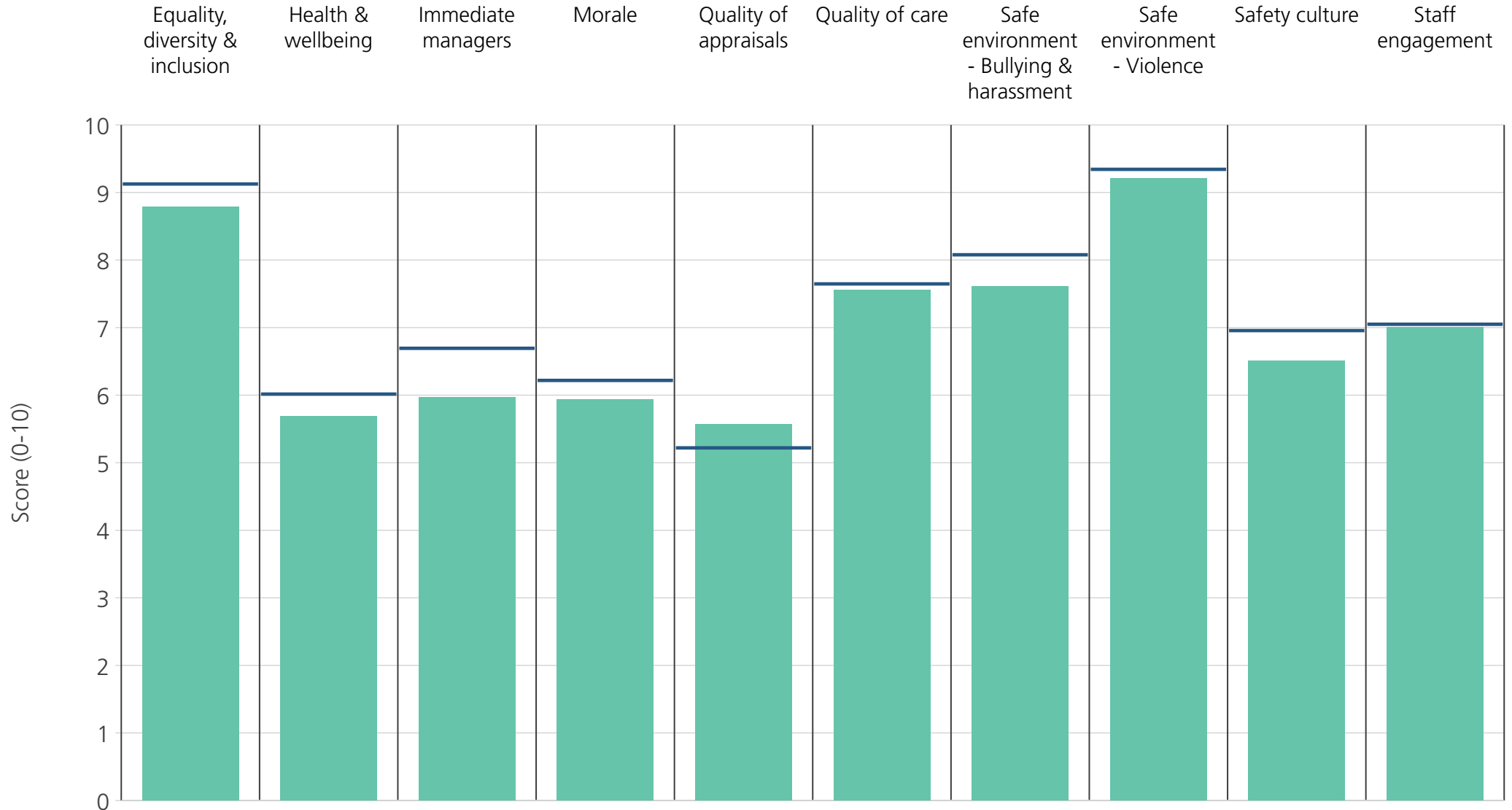




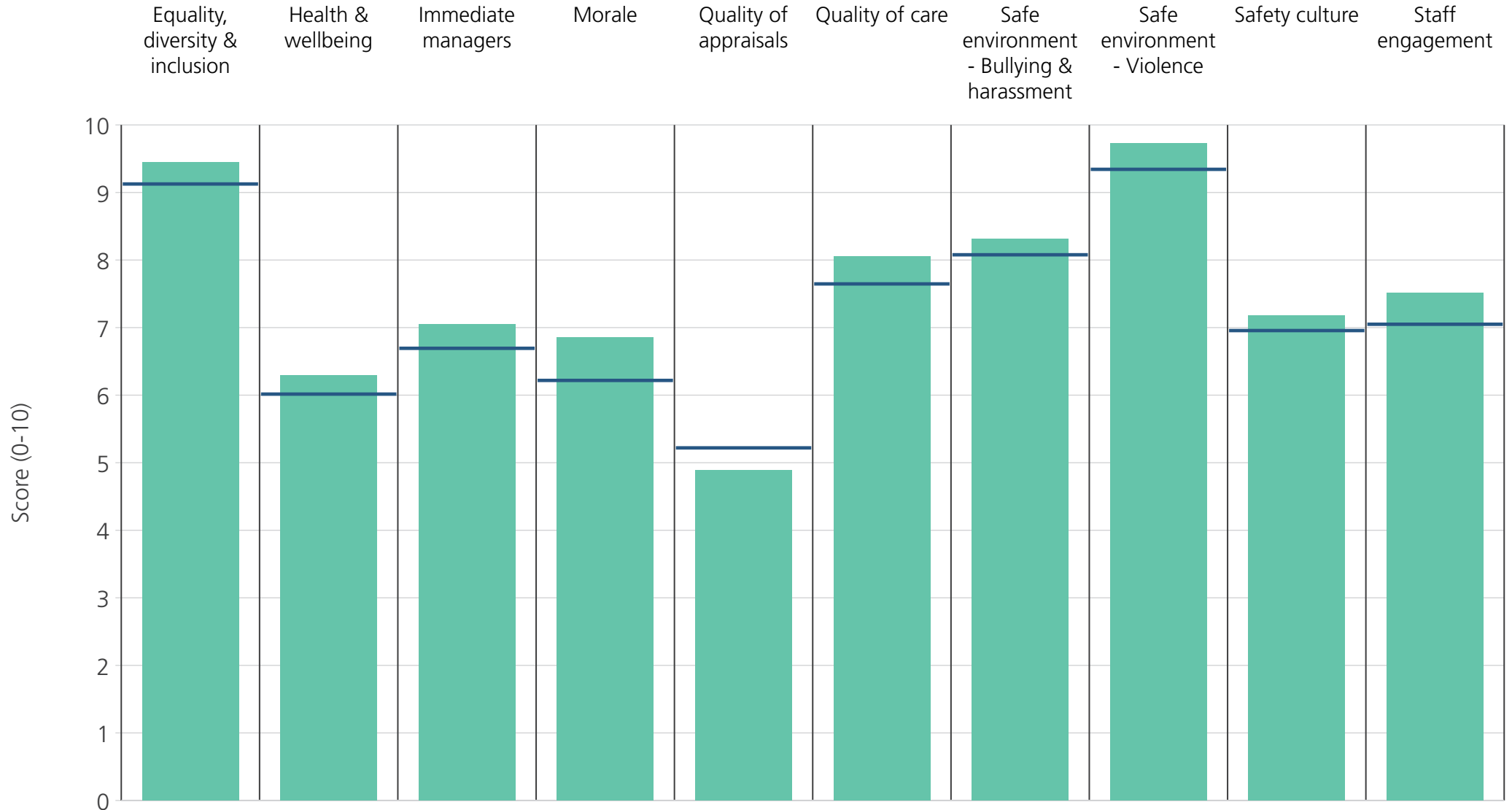
<b>Directorate</b>	9.6	6.5	7.4	6.8	5.7	8.1	8.8	9.7	7.2	7.4
<b>Your org</b>	9.1	6.0	6.7	6.2	5.2	7.6	8.1	9.3	7.0	7.0
<b>Responses</b>	128	135	135	129	125	128	129	130	131	139



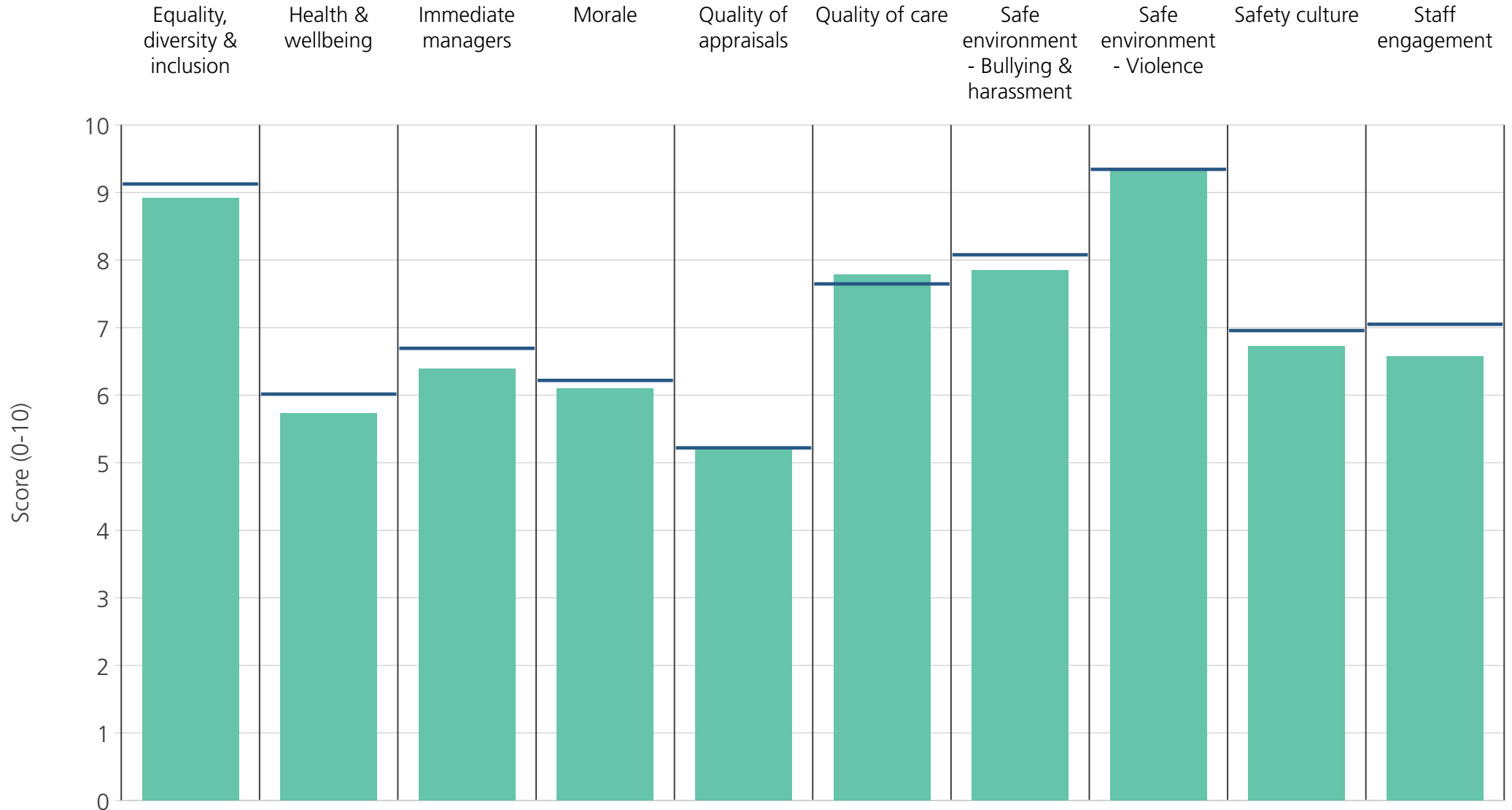
<b>Directorate</b>	9.2	6.2	7.1	6.5	5.9	7.8	7.3	9.0	7.7	7.6
<b>Your org</b>	9.1	6.0	6.7	6.2	5.2	7.6	8.1	9.3	7.0	7.0
<b>Responses</b>	104	107	110	101	89	108	103	102	101	112



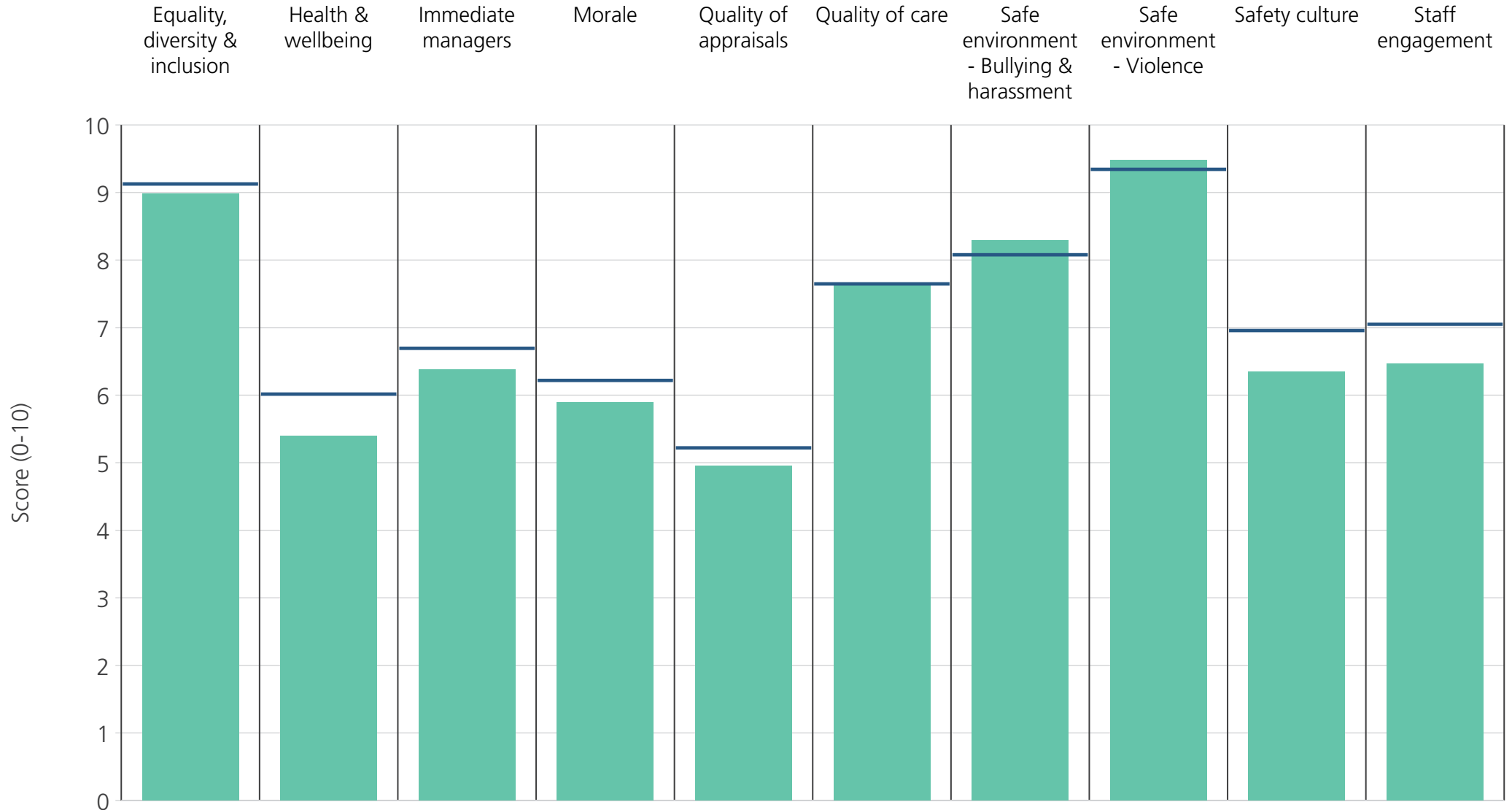
<b>Directorate</b>	8.8	5.7	6.0	5.9	5.6	7.6	7.6	9.2	6.5	7.0
<b>Your org</b>	9.1	6.0	6.7	6.2	5.2	7.6	8.1	9.3	7.0	7.0
<b>Responses</b>	82	86	86	81	68	84	83	82	83	87



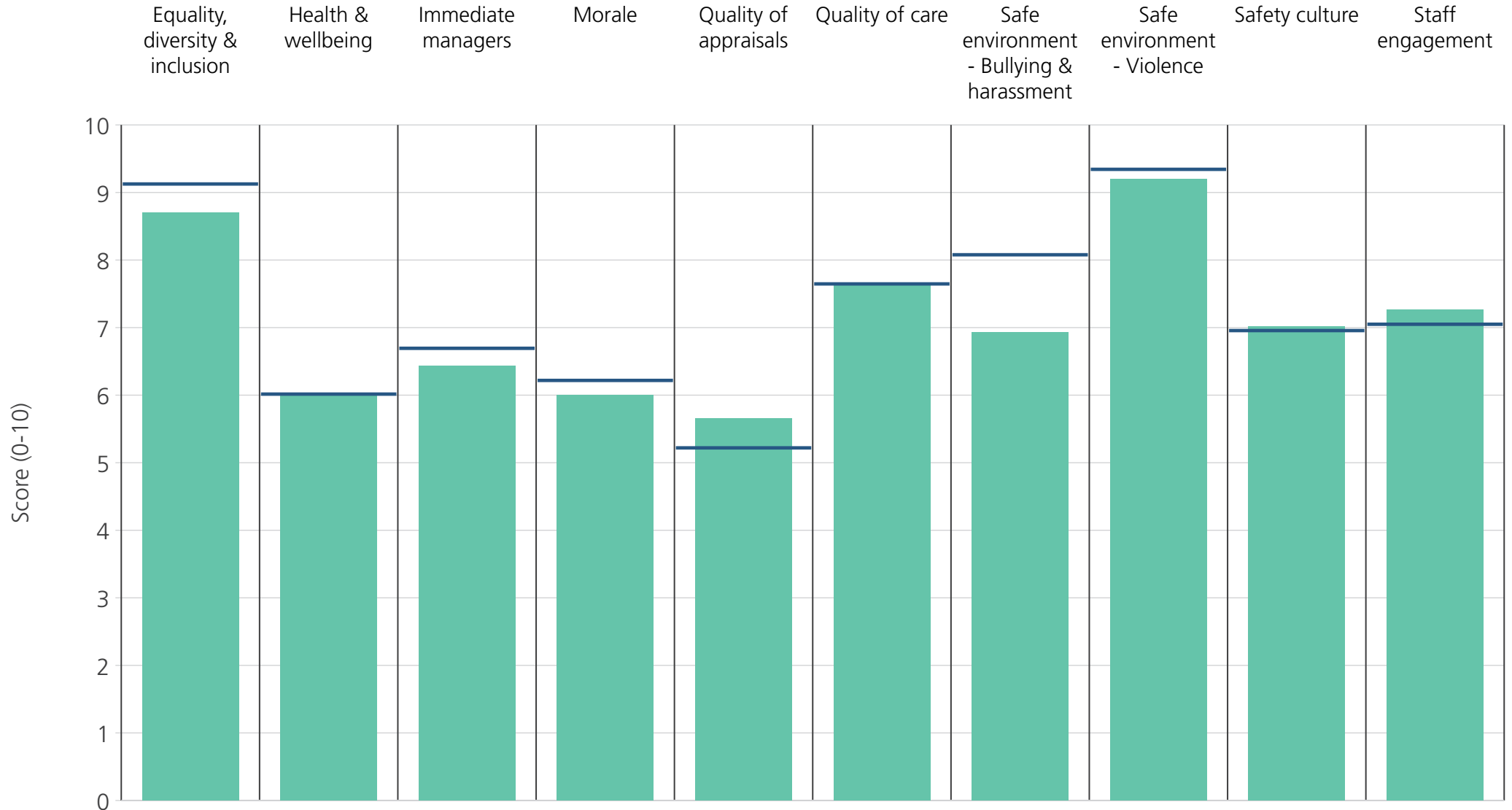
<b>Directorate</b>	9.4	6.3	7.0	6.8	4.9	8.1	8.3	9.7	7.2	7.5
<b>Your org</b>	9.1	6.0	6.7	6.2	5.2	7.6	8.1	9.3	7.0	7.0
<b>Responses</b>	103	102	106	104	90	100	98	99	104	109



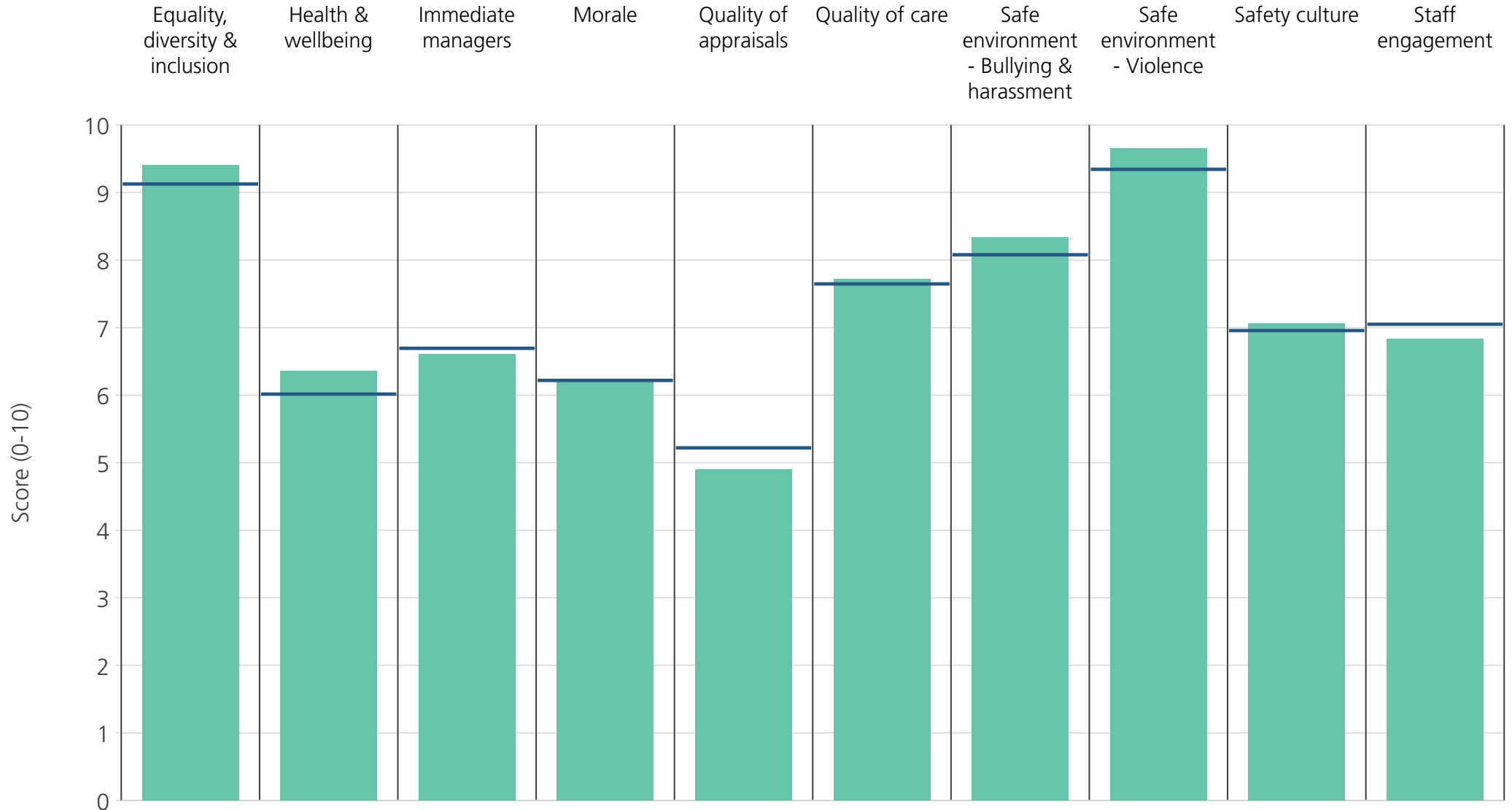
<b>Directorate</b>	8.9	5.7	6.4	6.1	5.2	7.8	7.9	9.3	6.7	6.6
<b>Your org</b>	9.1	6.0	6.7	6.2	5.2	7.6	8.1	9.3	7.0	7.0
<b>Responses</b>	77	80	80	74	58	73	76	76	76	80



<b>Directorate</b>	9.0	5.4	6.4	5.9	5.0	7.6	8.3	9.5	6.3	6.5
<b>Your org</b>	9.1	6.0	6.7	6.2	5.2	7.6	8.1	9.3	7.0	7.0
<b>Responses</b>	85	85	87	84	71	88	84	83	85	92

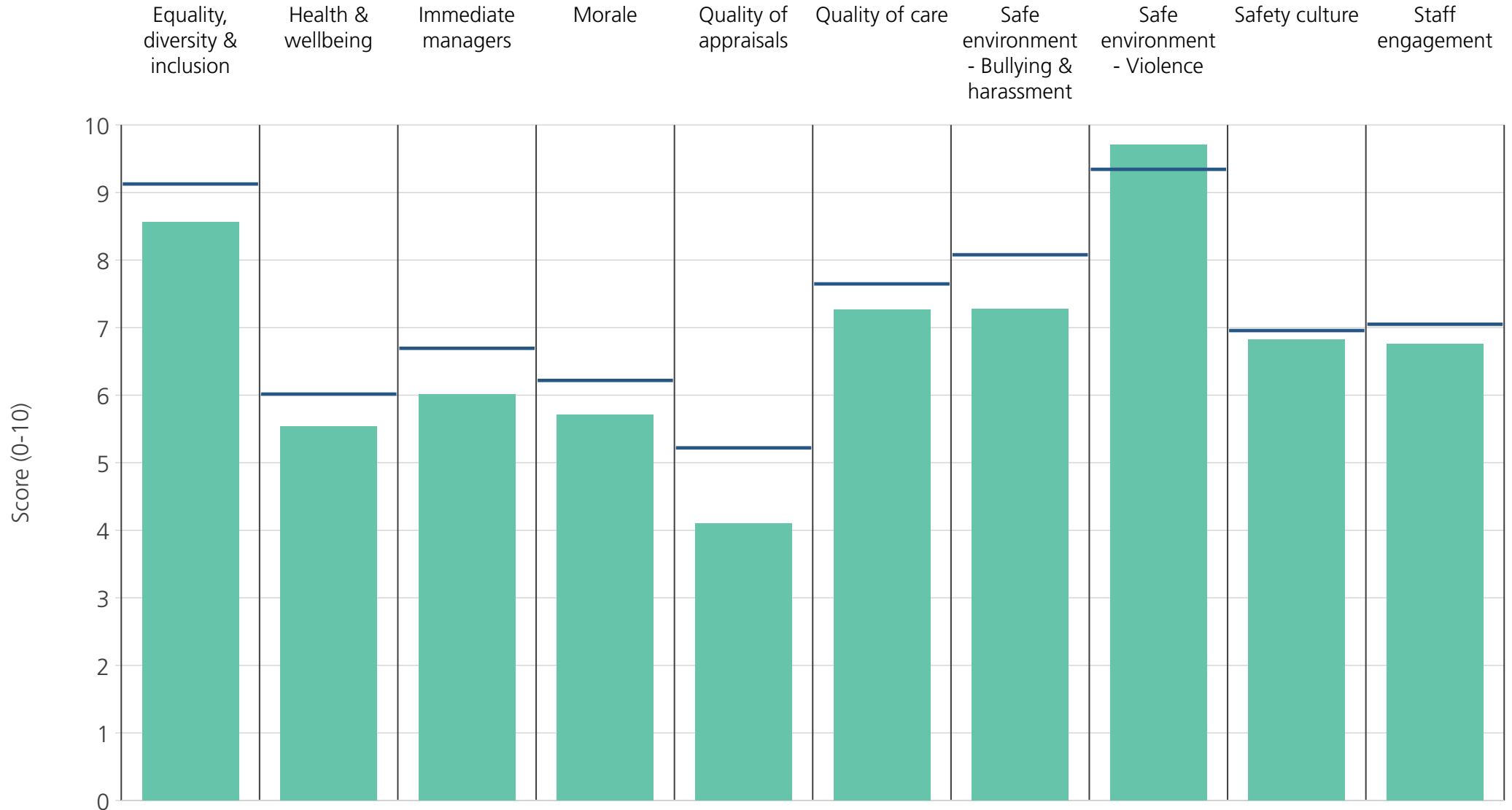


<b>Directorate</b>	8.7	6.0	6.4	6.0	5.7	7.6	6.9	9.2	7.0	7.3
<b>Your org</b>	9.1	6.0	6.7	6.2	5.2	7.6	8.1	9.3	7.0	7.0
<b>Responses</b>	62	63	65	63	47	64	63	62	64	67

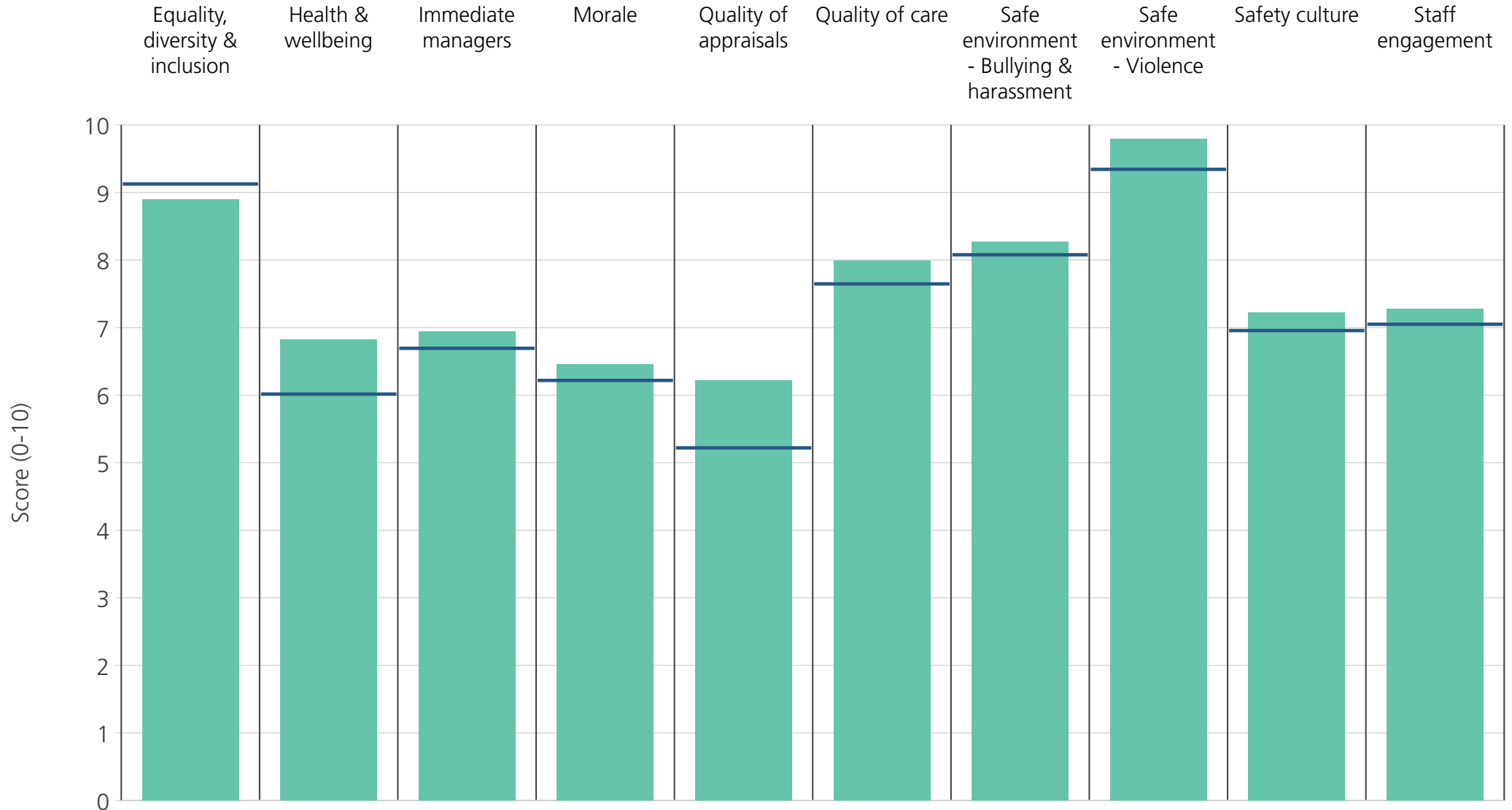


<b>Directorate</b>	9.4	6.4	6.6	6.2	4.9	7.7	8.3	9.7	7.1	6.8
<b>Your org</b>	9.1	6.0	6.7	6.2	5.2	7.6	8.1	9.3	7.0	7.0
<b>Responses</b>	87	90	91	83	74	86	86	86	86	96

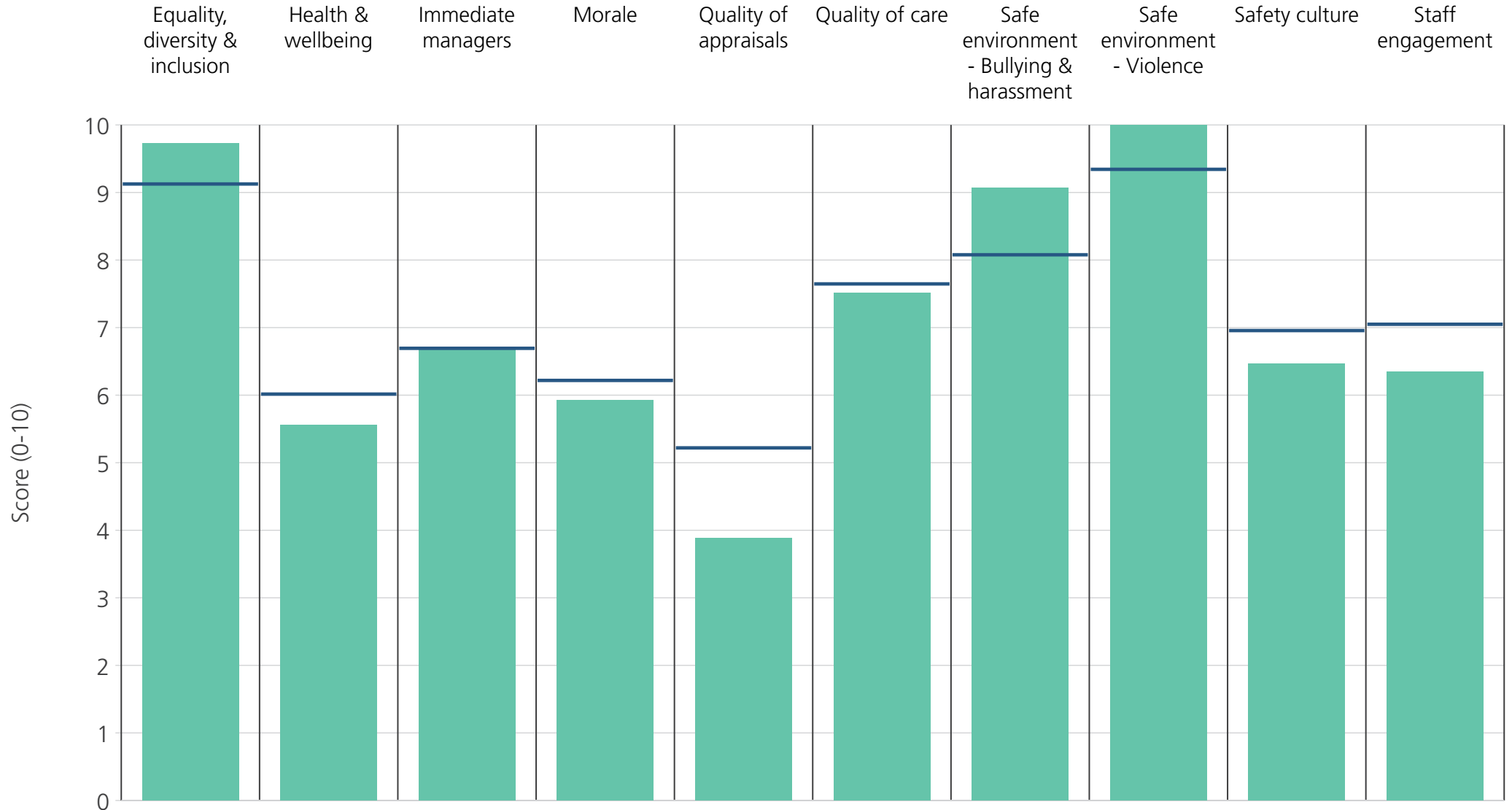




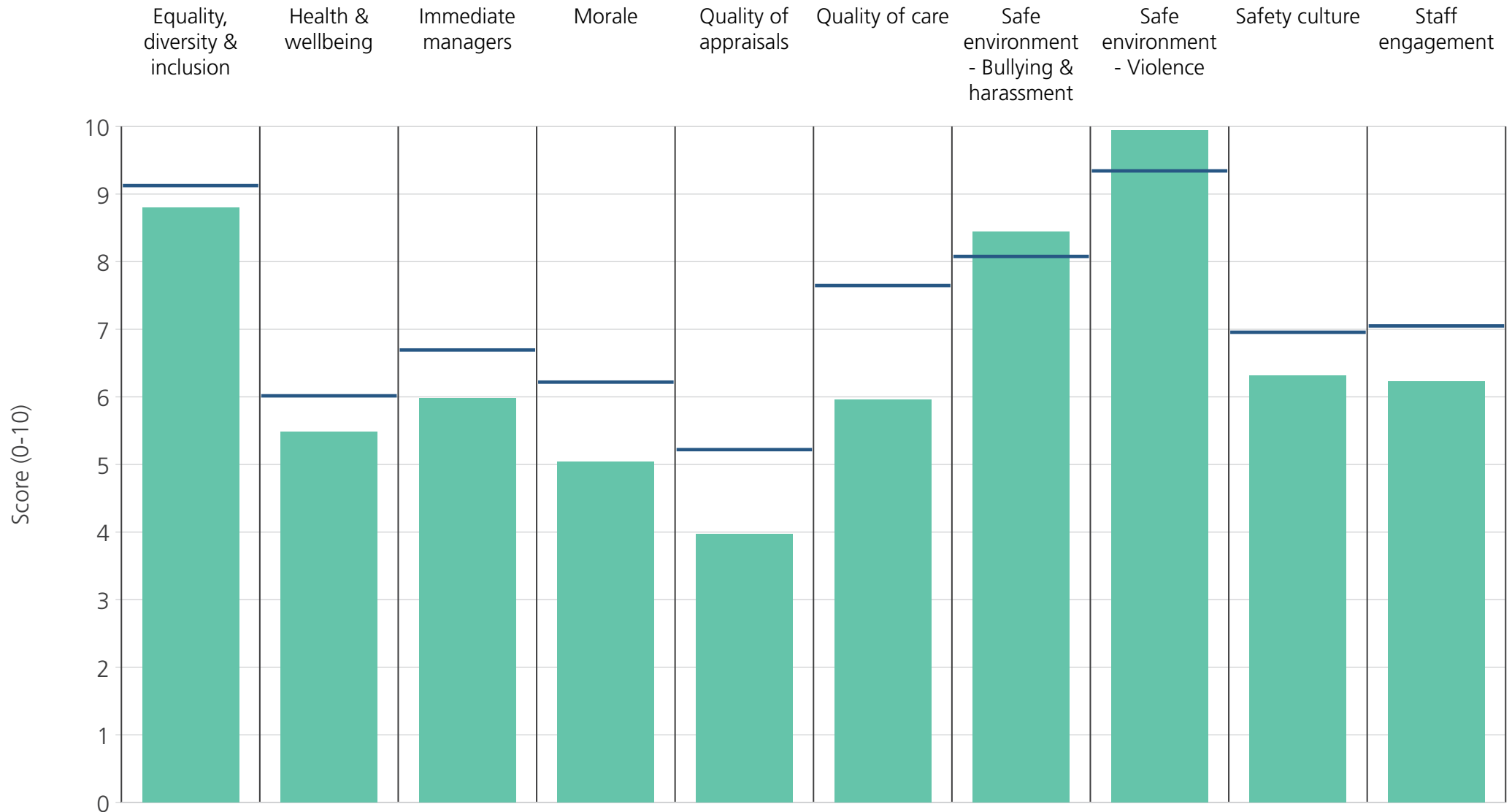
<b>Directorate</b>	8.6	5.5	6.0	5.7	4.1	7.3	7.3	9.7	6.8	6.8
<b>Your org</b>	9.1	6.0	6.7	6.2	5.2	7.6	8.1	9.3	7.0	7.0
<b>Responses</b>	69	69	70	68	54	69	66	67	69	72



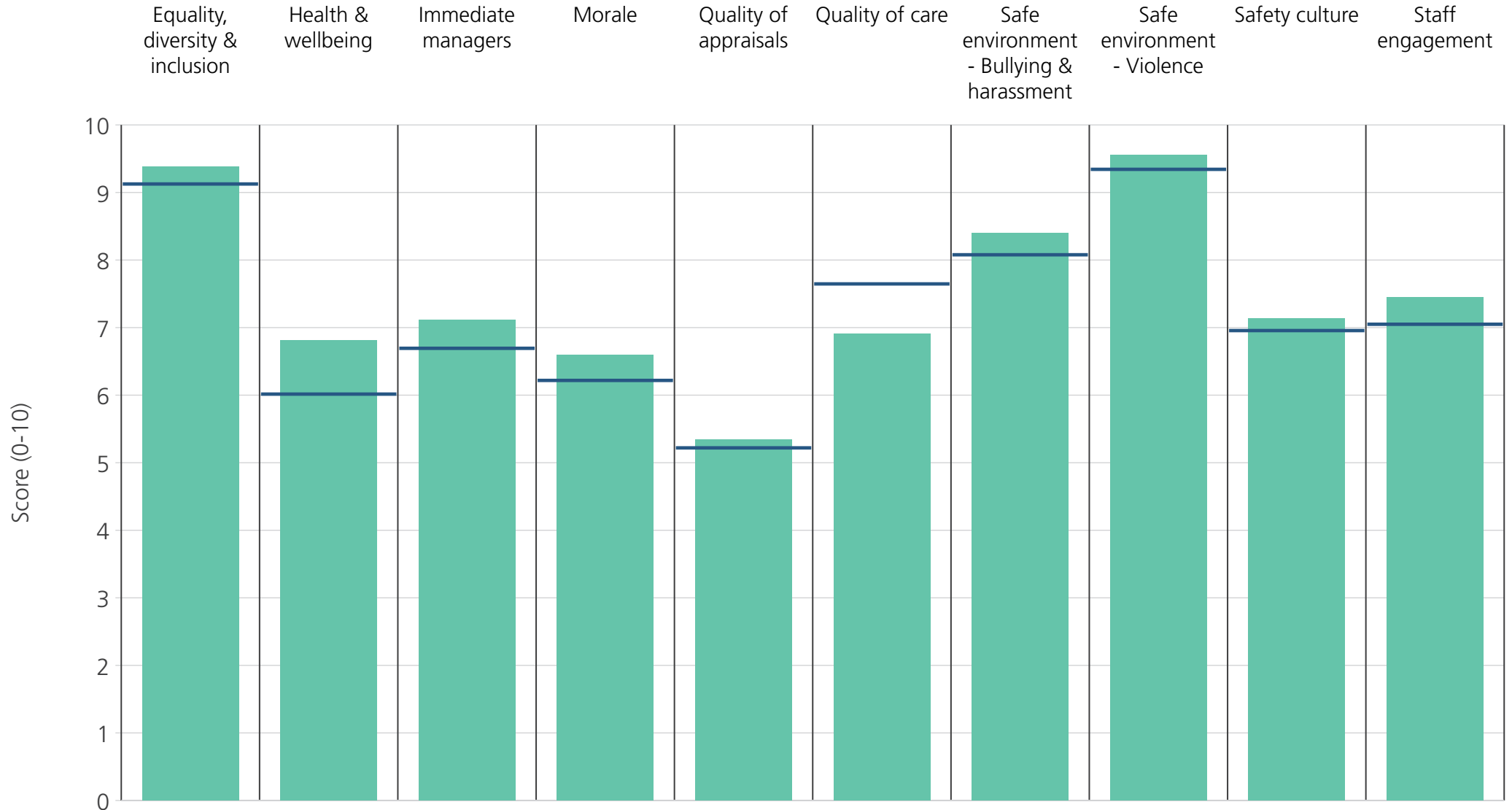
<b>Directorate</b>	8.9	6.8	6.9	6.5	6.2	8.0	8.3	9.8	7.2	7.3
<b>Your org</b>	9.1	6.0	6.7	6.2	5.2	7.6	8.1	9.3	7.0	7.0
<b>Responses</b>	47	49	49	46	33	49	48	48	47	50



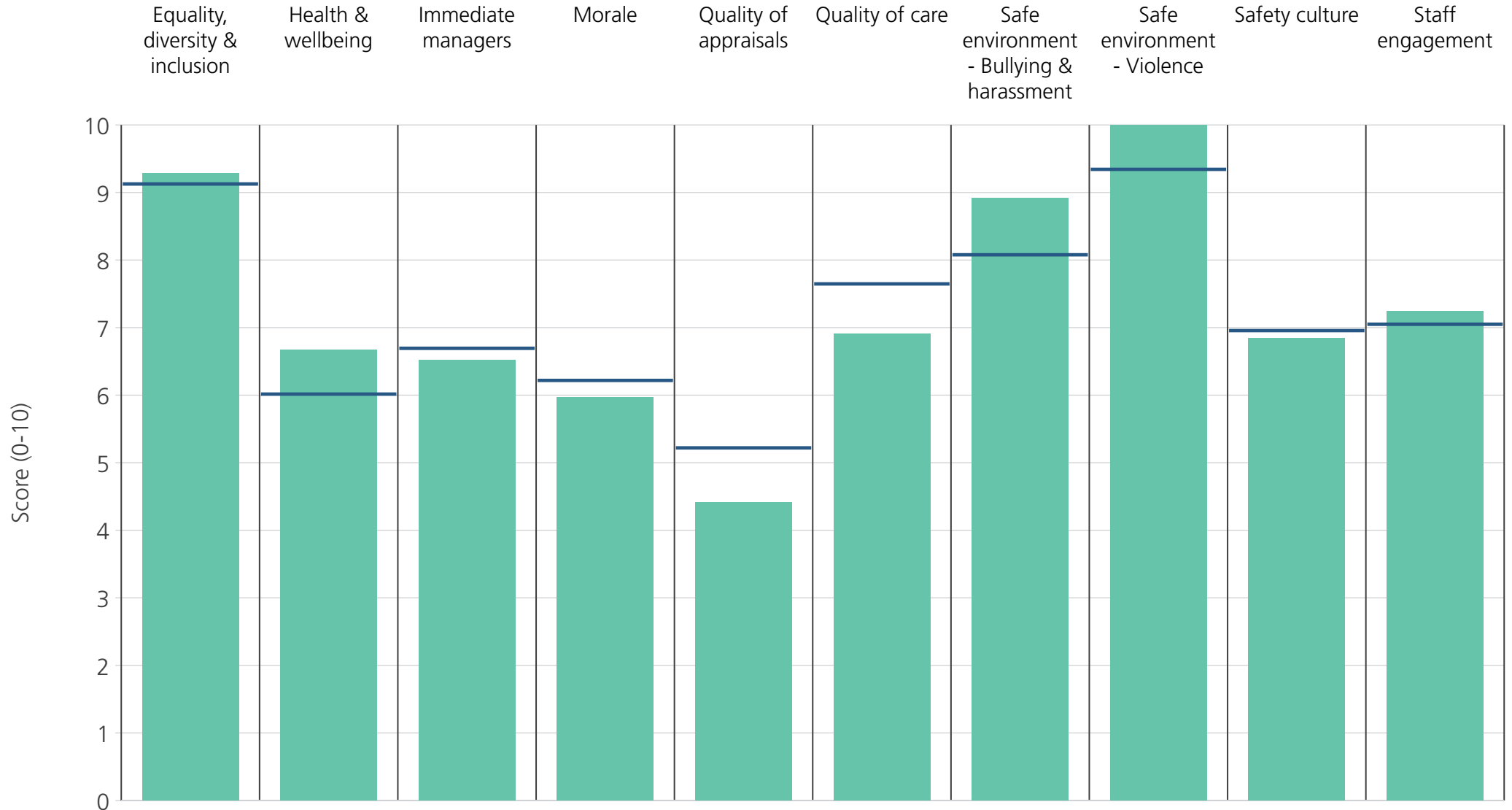
<b>Directorate</b>	9.7	5.6	6.7	5.9	3.9	7.5	9.1	10.0	6.5	6.3
<b>Your org</b>	9.1	6.0	6.7	6.2	5.2	7.6	8.1	9.3	7.0	7.0
<b>Responses</b>	42	45	45	43	39	28	43	42	43	47



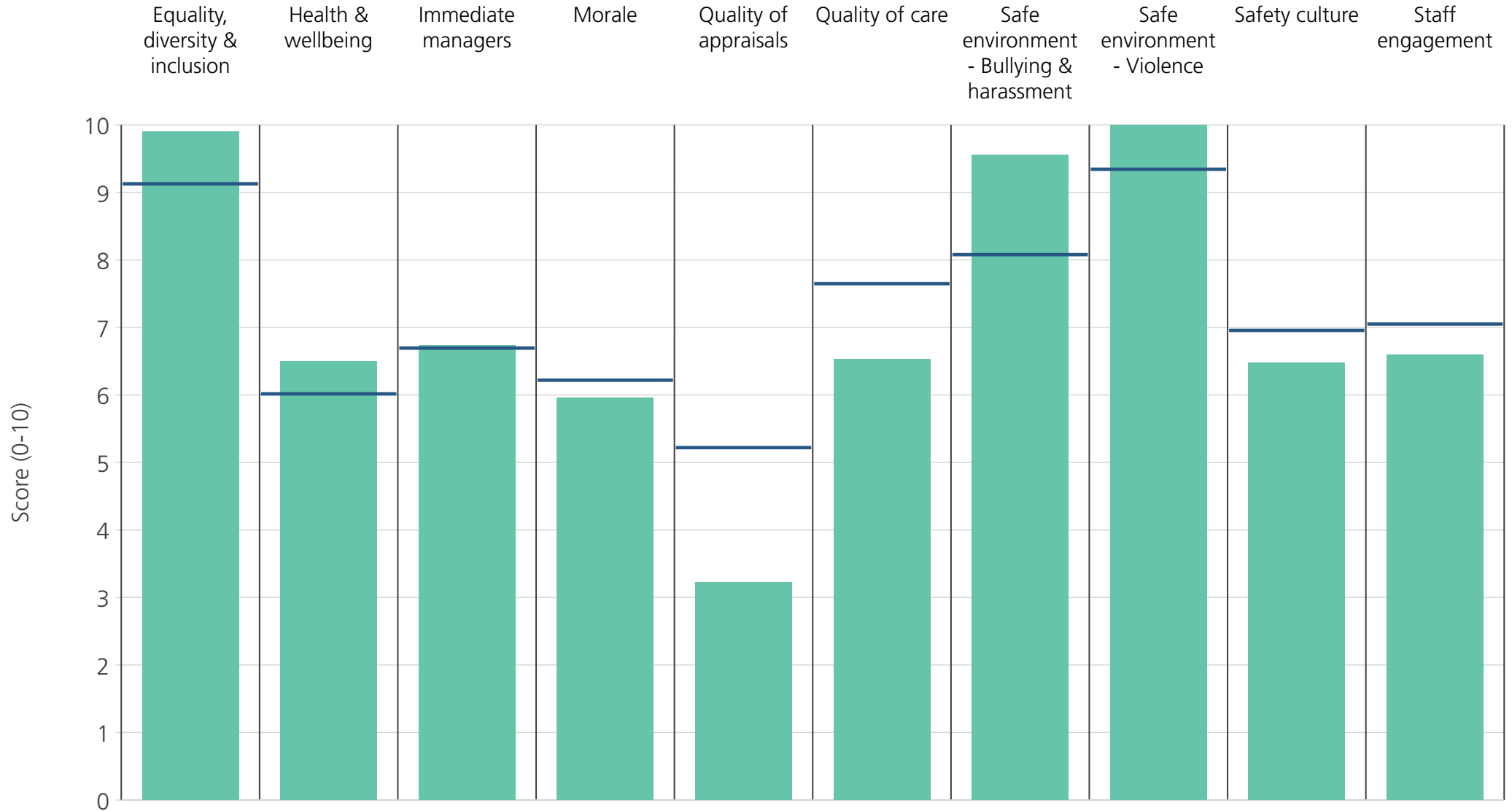
<b>Directorate</b>	8.8	5.5	6.0	5.0	4.0	6.0	8.4	9.9	6.3	6.2
<b>Your org</b>	9.1	6.0	6.7	6.2	5.2	7.6	8.1	9.3	7.0	7.0
<b>Responses</b>	61	61	62	60	54	31	60	57	61	63



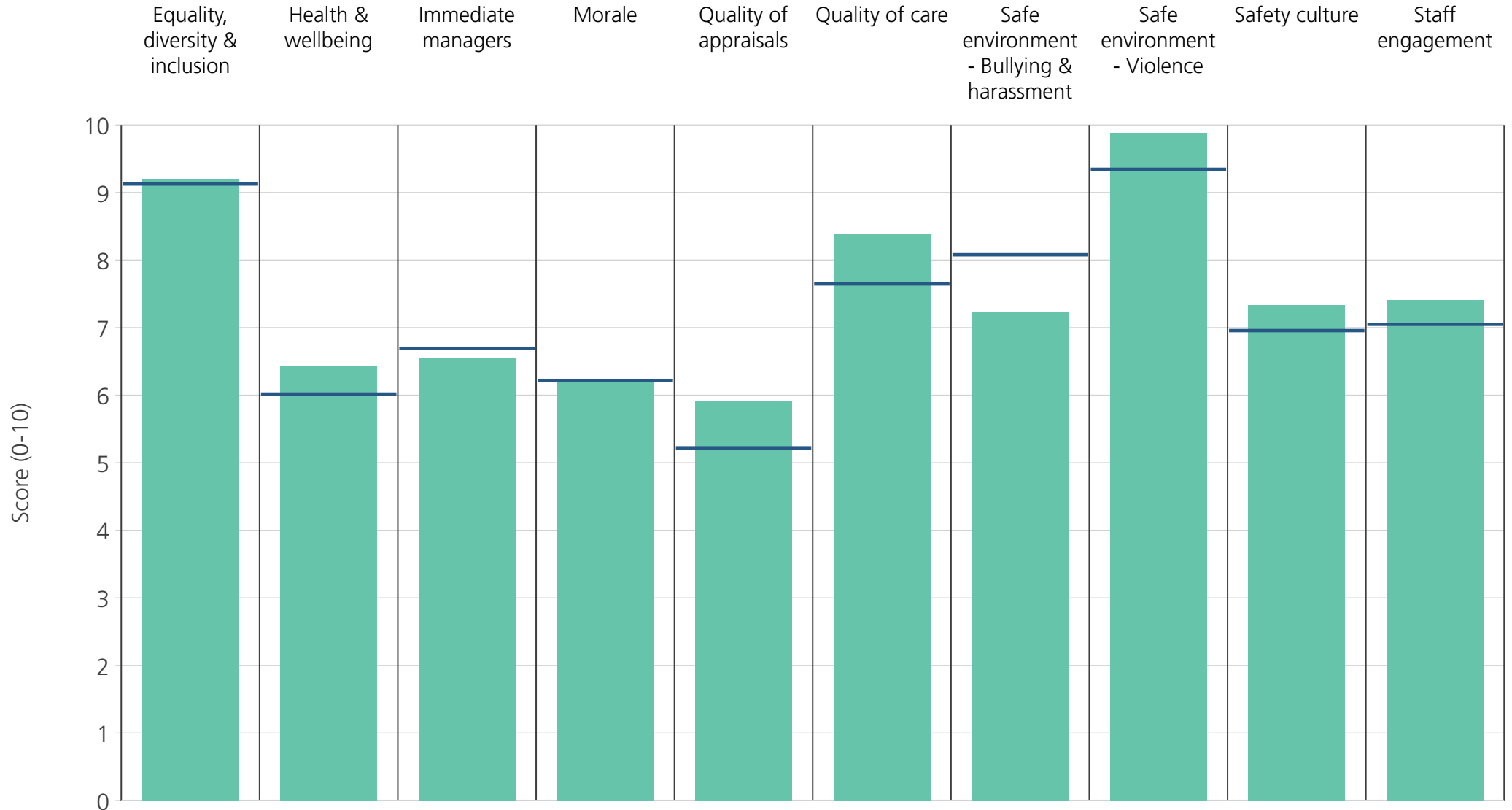
<b>Directorate</b>	9.4	6.8	7.1	6.6	5.3	6.9	8.4	9.6	7.1	7.5
<b>Your org</b>	9.1	6.0	6.7	6.2	5.2	7.6	8.1	9.3	7.0	7.0
<b>Responses</b>	55	54	54	55	52	36	54	53	55	56



<b>Directorate</b>	9.3	6.7	6.5	6.0	4.4	6.9	8.9	10.0	6.8	7.2
<b>Your org</b>	9.1	6.0	6.7	6.2	5.2	7.6	8.1	9.3	7.0	7.0
<b>Responses</b>	37	37	37	36	36	17	37	37	36	37

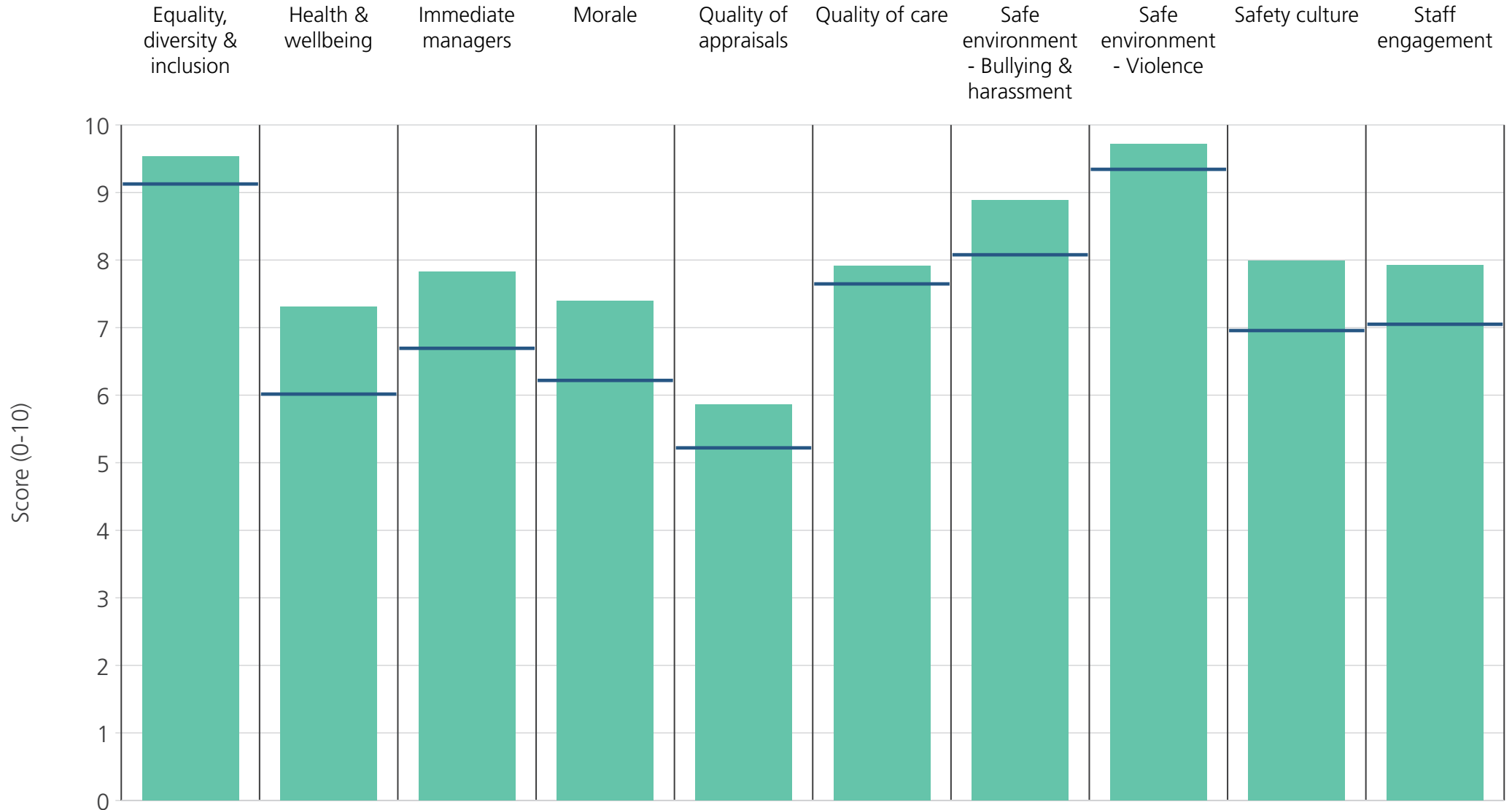


<b>Directorate</b>	9.9	6.5	6.7	6.0	3.2	6.5	9.6	10.0	6.5	6.6
<b>Your org</b>	9.1	6.0	6.7	6.2	5.2	7.6	8.1	9.3	7.0	7.0
<b>Responses</b>	32	32	32	32	19	12	30	30	32	32

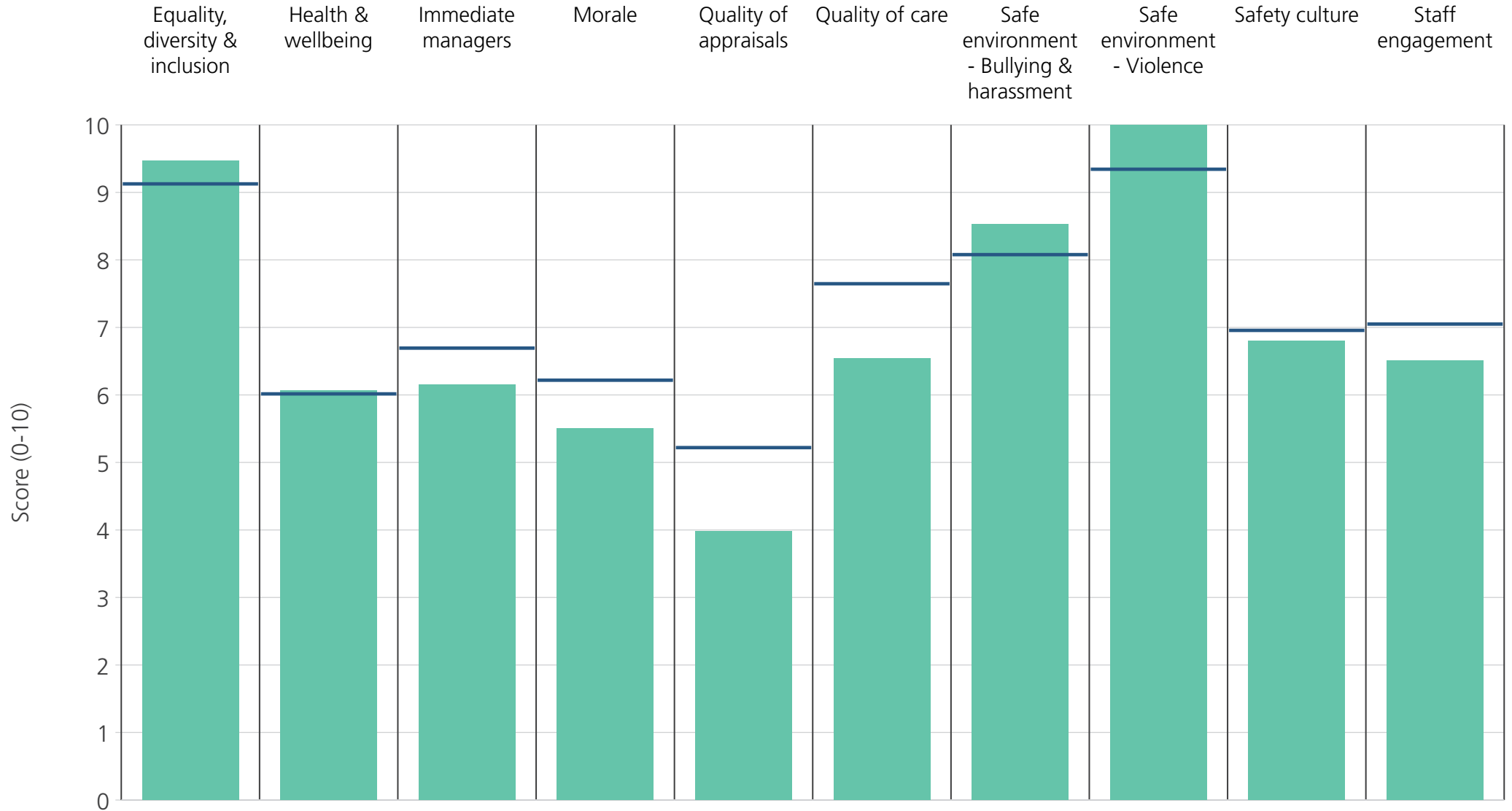


<b>Directorate</b>	9.2	6.4	6.5	6.2	5.9	8.4	7.2	9.9	7.3	7.4
<b>Your org</b>	9.1	6.0	6.7	6.2	5.2	7.6	8.1	9.3	7.0	7.0
<b>Responses</b>	28	29	29	26	23	29	27	27	25	28

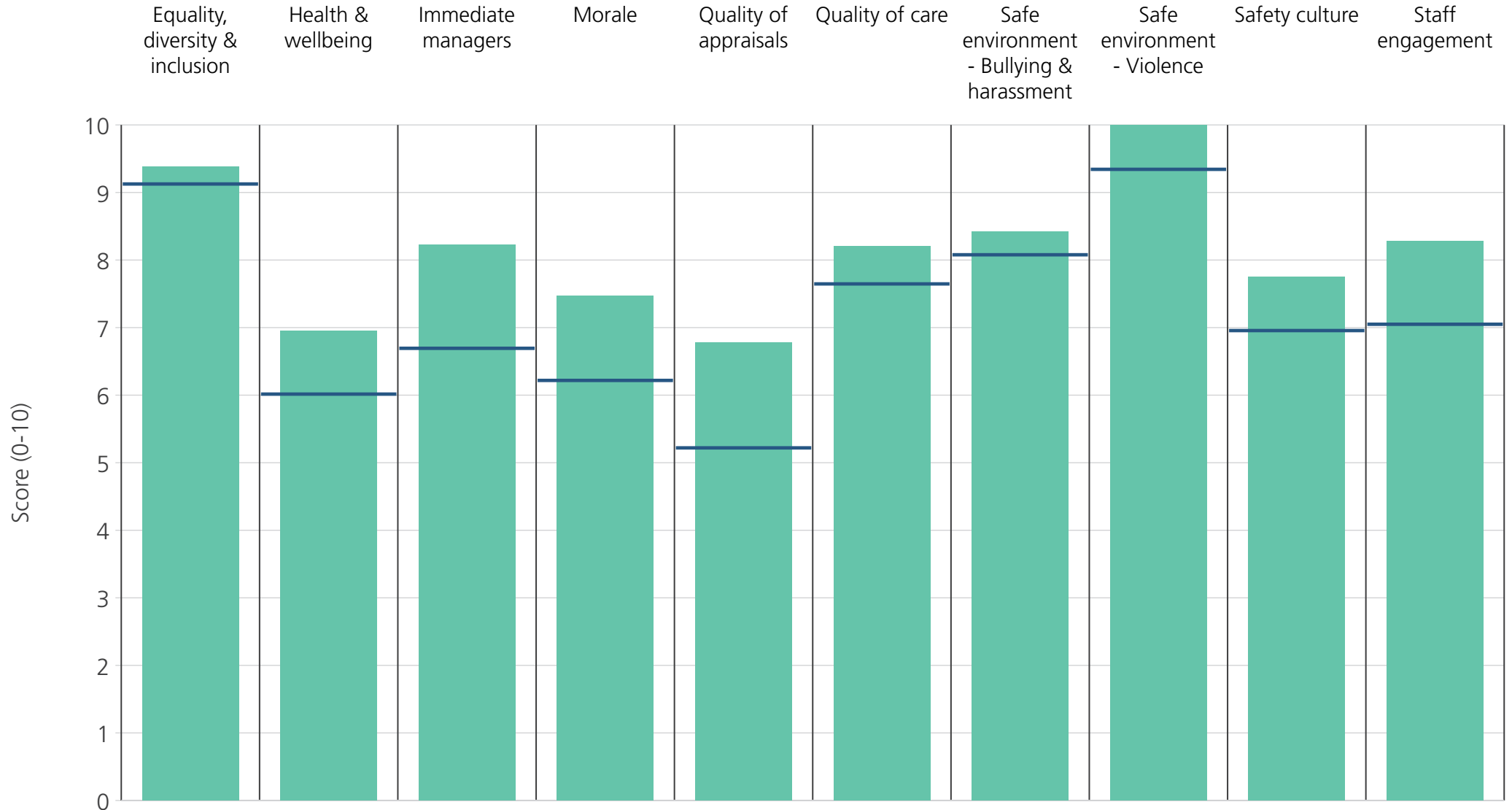




<b>Directorate</b>	9.5	7.3	7.8	7.4	5.9	7.9	8.9	9.7	8.0	7.9
<b>Your org</b>	9.1	6.0	6.7	6.2	5.2	7.6	8.1	9.3	7.0	7.0
<b>Responses</b>	36	36	36	36	33	18	36	35	36	36



<b>Directorate</b>	9.5	6.1	6.1	5.5	4.0	6.5	8.5	10.0	6.8	6.5
<b>Your org</b>	9.1	6.0	6.7	6.2	5.2	7.6	8.1	9.3	7.0	7.0
<b>Responses</b>	25	24	26	25	22	13	25	25	26	26



<b>Directorate</b>	9.4	6.9	8.2	7.5	6.8	8.2	8.4	10.0	7.7	8.3
<b>Your org</b>	9.1	6.0	6.7	6.2	5.2	7.6	8.1	9.3	7.0	7.0
<b>Responses</b>	19	19	20	19	19	13	19	19	19	20