

Great Western Hospitals NHS Foundation Trust

2018 NHS Staff Survey

Directorate Report

Contents

Introduction	3
Themes – Directorates 1	4
Planned Care Division	5
Unscheduled Care Division	6
Diagnostics & Outpatients Division	7
Corporate Services Division	8
Swindon Community Health Services Division	9
Womens, Childrens and Sexual Health Division	10
Themes – Directorates 2	11
GWH	12
SCHS	13

This directorate report for Great Western Hospitals NHS Foundation Trust contains results by directorate for themes from the 2018 NHS Staff Survey. These results are compared to the unweighted average for your organisation.

Please note: It is possible that there are differences between the 'Your org' scores reported in this directorate report and those in the benchmark report. This is because the results in the benchmark report are weighted to allow for fair comparisons between organisations of a similar type. However, in this report comparisons are made within your organisation so the unweighted organisation result is a more appropriate point of comparison.

The directorate breakdowns used in this report were provided and defined by Great Western Hospitals NHS Foundation Trust. Details of how the theme scores were calculated are included in the Technical Document, available to download from our [results website](#).

Key features

Breakdown type and **directorate name** are specified in the header. Black text in the header is hyperlinked: clicking on '2018 NHS Staff Survey Results' navigates back to the contents page.

Directorate results are presented in the context of the (unweighted) **organisation average ('Your org')**, so it is easy to tell if a directorate is performing better or worse than the organisation average. For all themes, a higher score is a better result than a lower score.

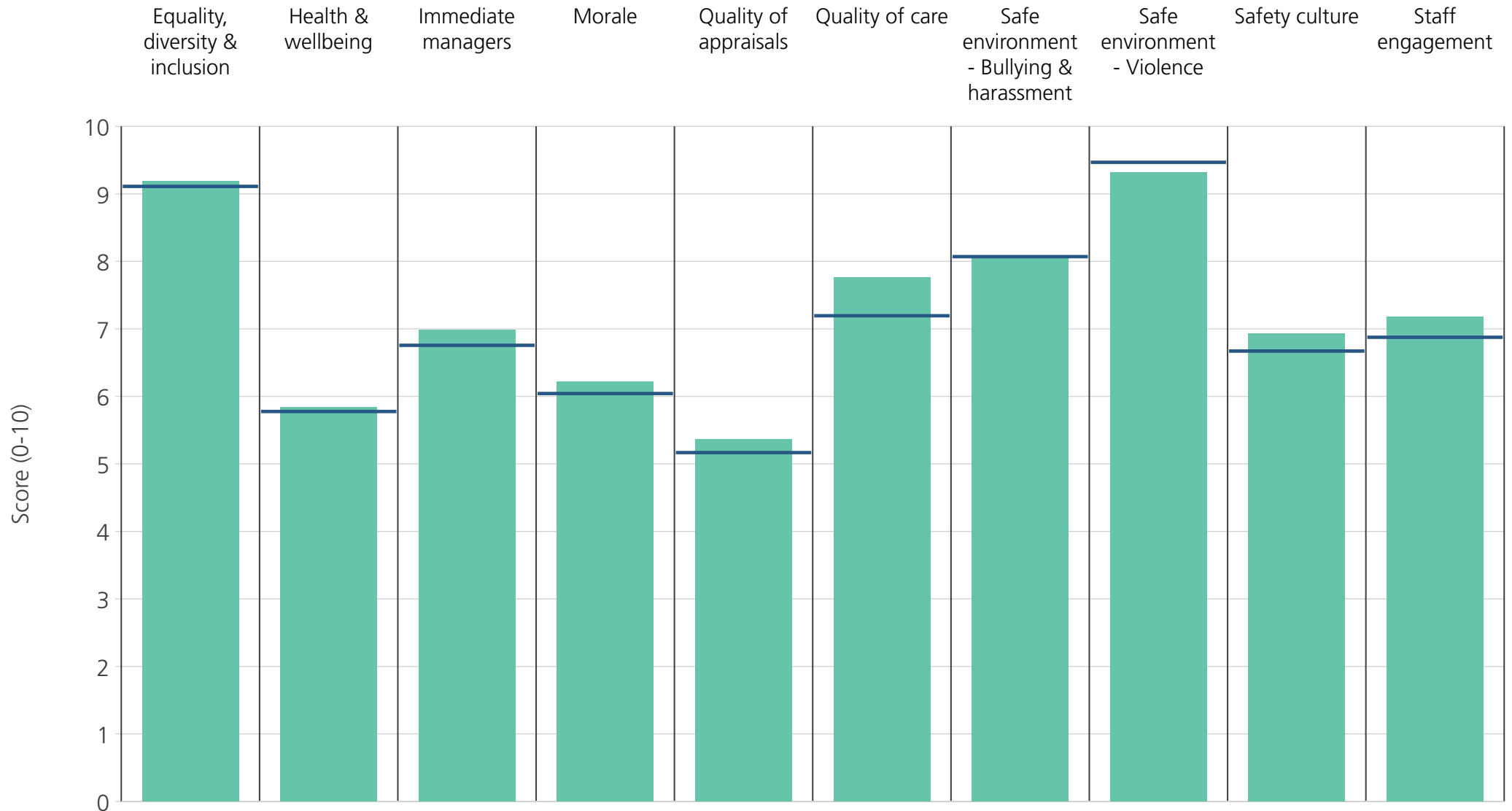
The **number of responses** feeding into each theme score **for the given directorate** is specified below the table containing the directorate and trust scores.



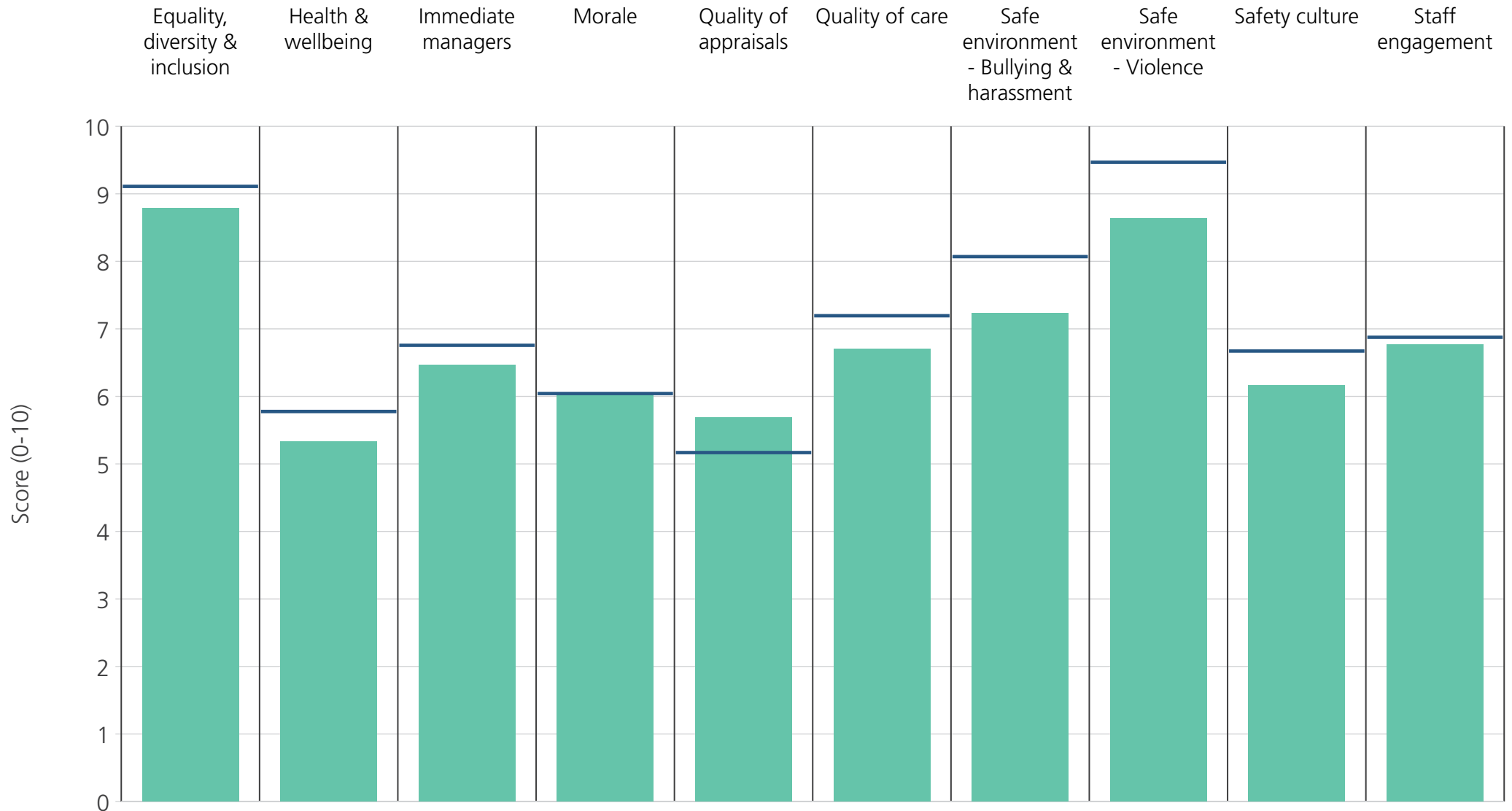
! Note: when there are less than 11 responses in a group, results are suppressed to protect staff confidentiality

Directorates 1

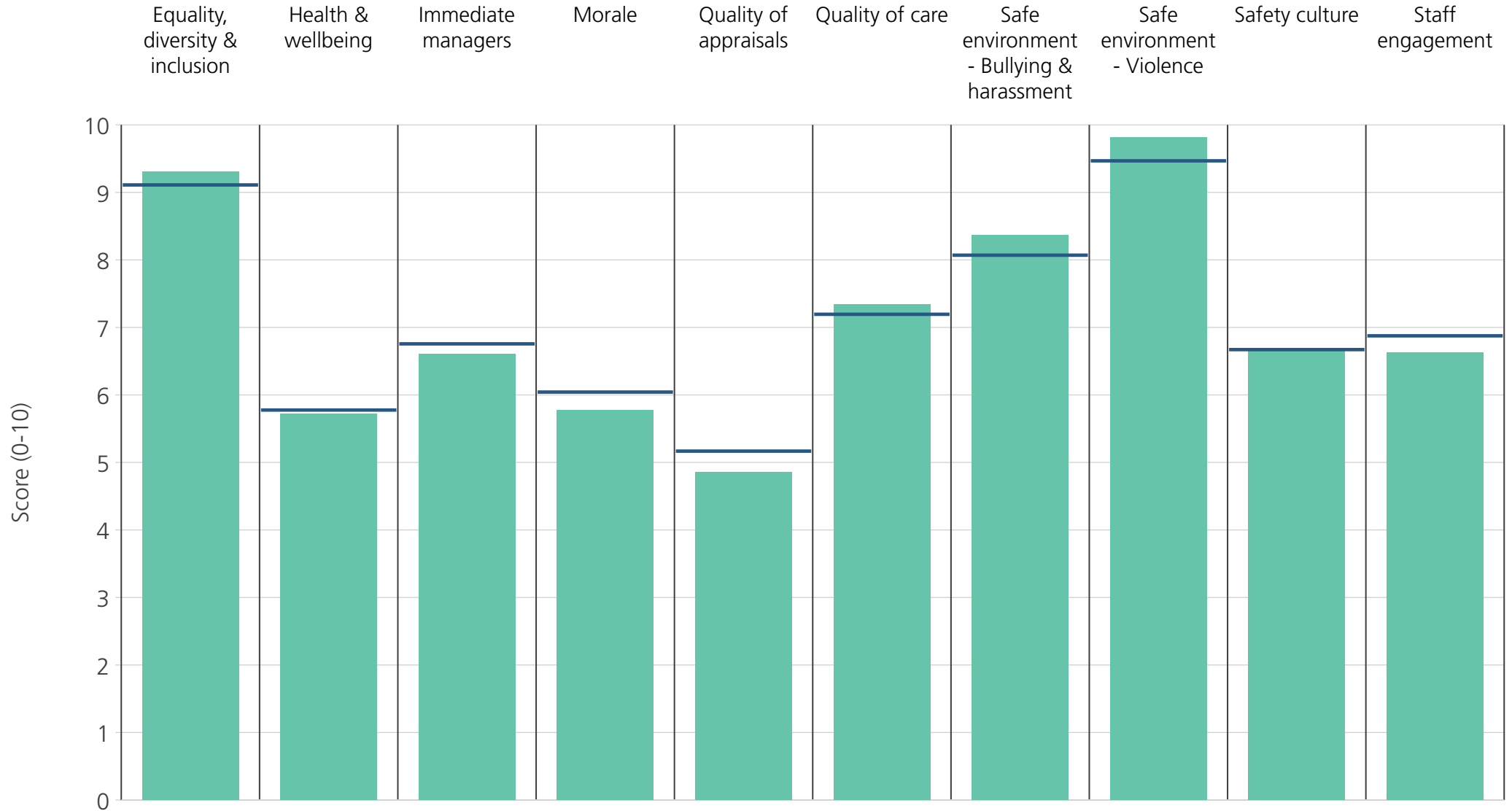
Great Western Hospitals NHS Foundation Trust
2018 NHS Staff Survey Results



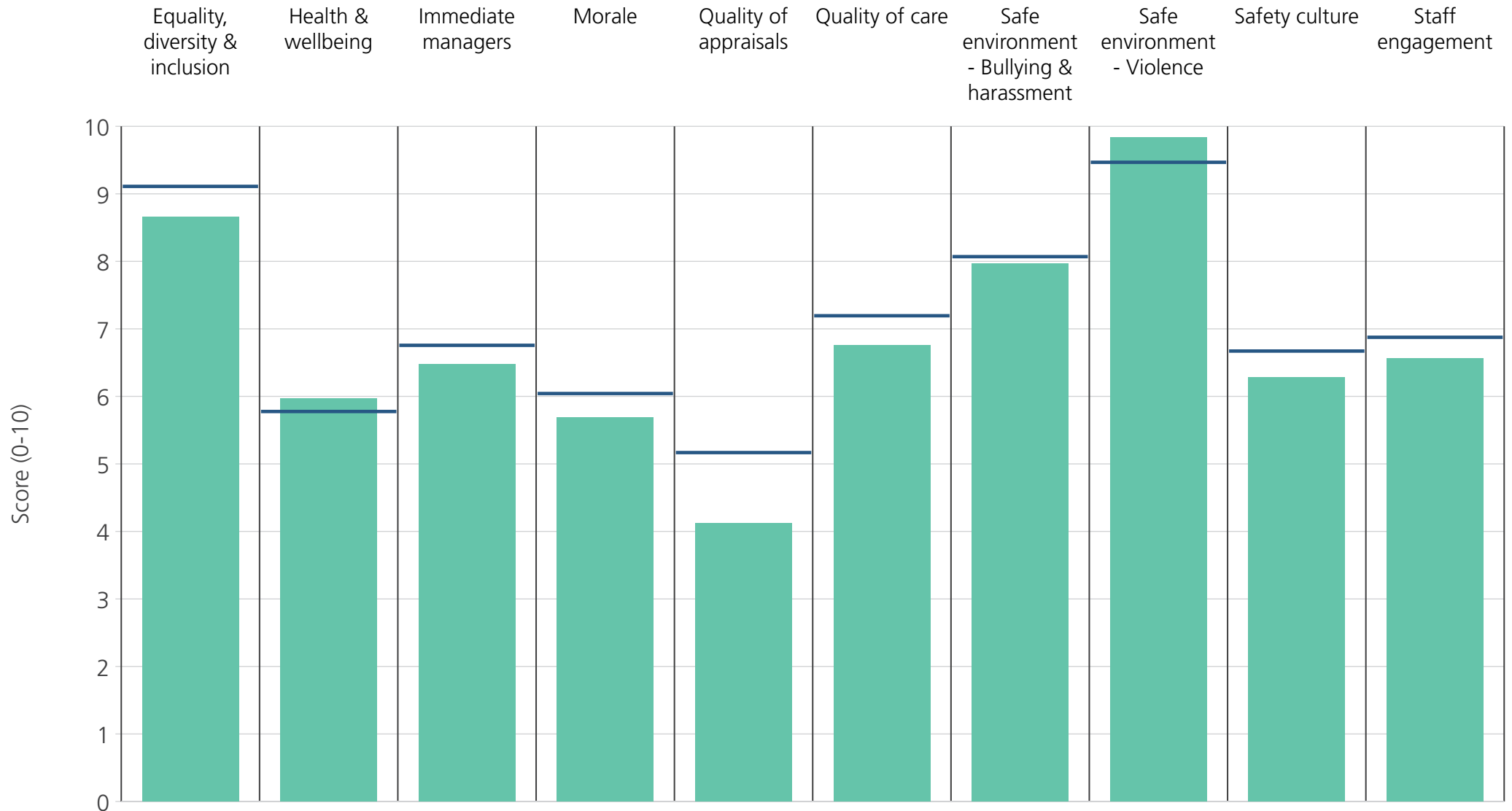
Directorate	9.2	5.8	7.0	6.2	5.4	7.8	8.0	9.3	6.9	7.2
Your org	9.1	5.8	6.8	6.0	5.2	7.2	8.1	9.5	6.7	6.9
Responses	131	130	131	129	109	124	129	127	130	132



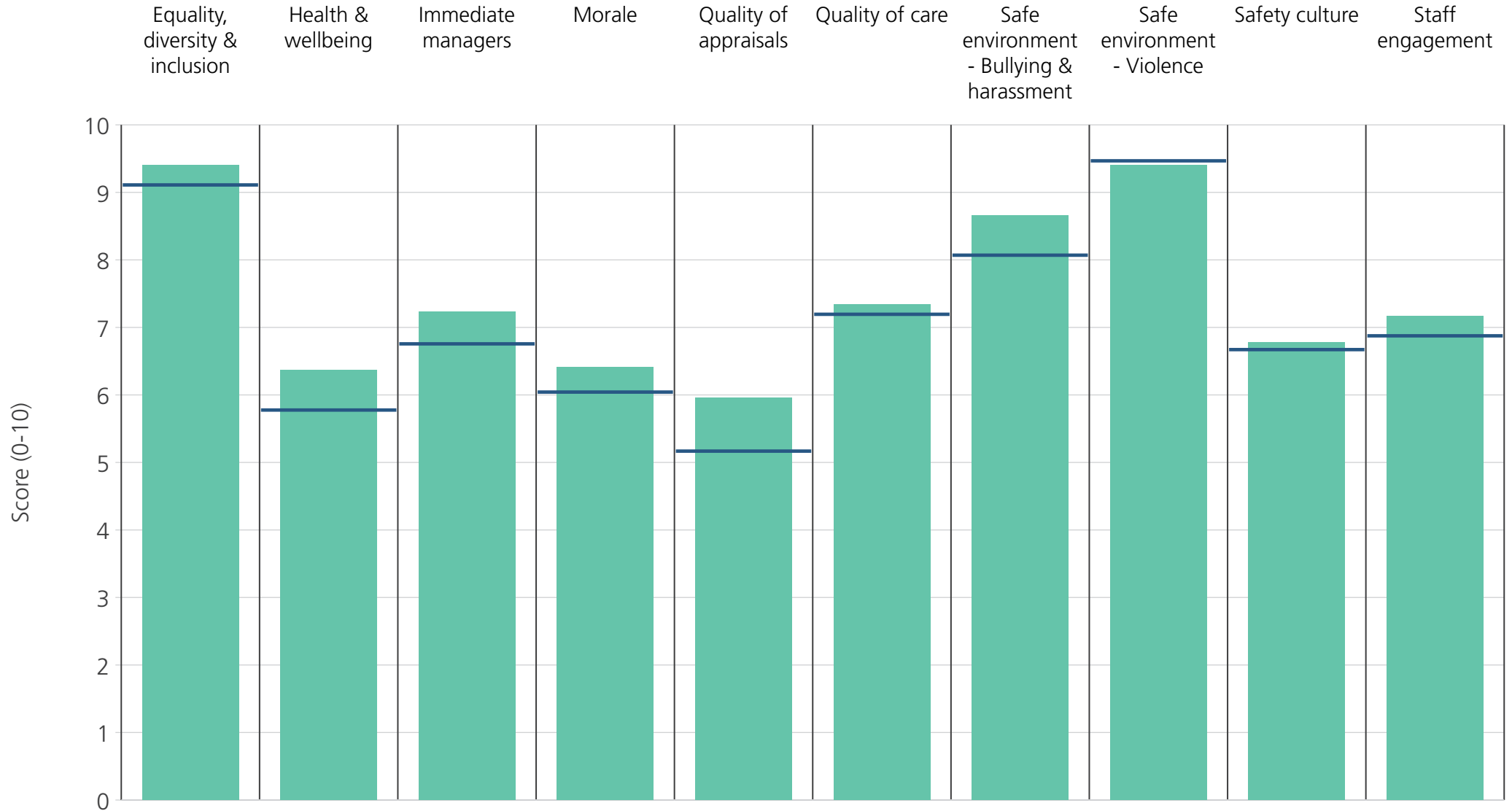
Directorate	8.8	5.3	6.5	6.0	5.7	6.7	7.2	8.6	6.2	6.8
Your org	9.1	5.8	6.8	6.0	5.2	7.2	8.1	9.5	6.7	6.9
Responses	77	77	77	74	60	76	77	77	75	78



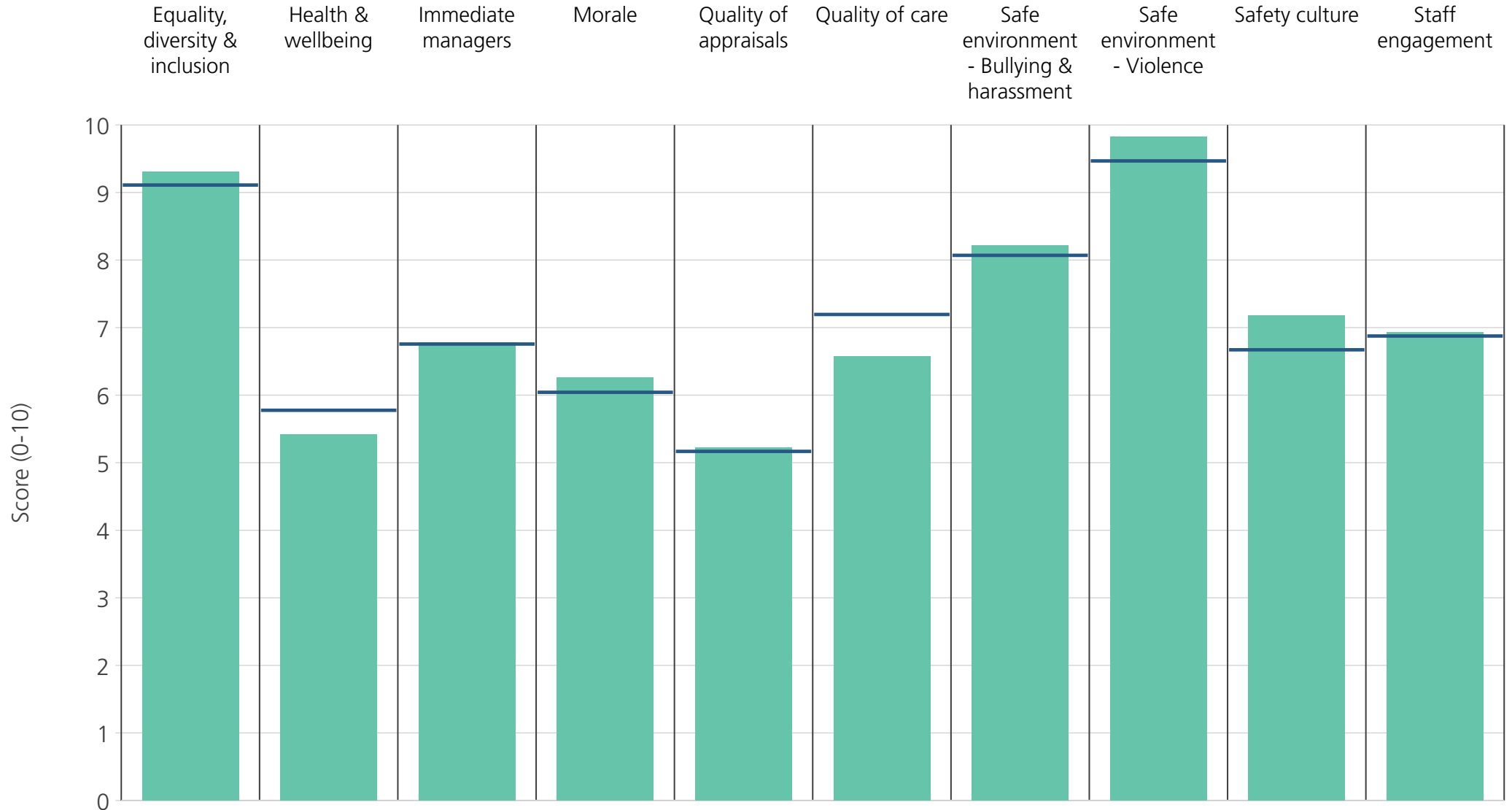
Directorate	9.3	5.7	6.6	5.8	4.9	7.3	8.4	9.8	6.7	6.6
Your org	9.1	5.8	6.8	6.0	5.2	7.2	8.1	9.5	6.7	6.9
Responses	106	104	106	101	88	96	104	105	104	108



Directorate	8.7	6.0	6.5	5.7	4.1	6.8	8.0	9.8	6.3	6.6
Your org	9.1	5.8	6.8	6.0	5.2	7.2	8.1	9.5	6.7	6.9
Responses	81	83	84	83	68	50	82	81	83	87



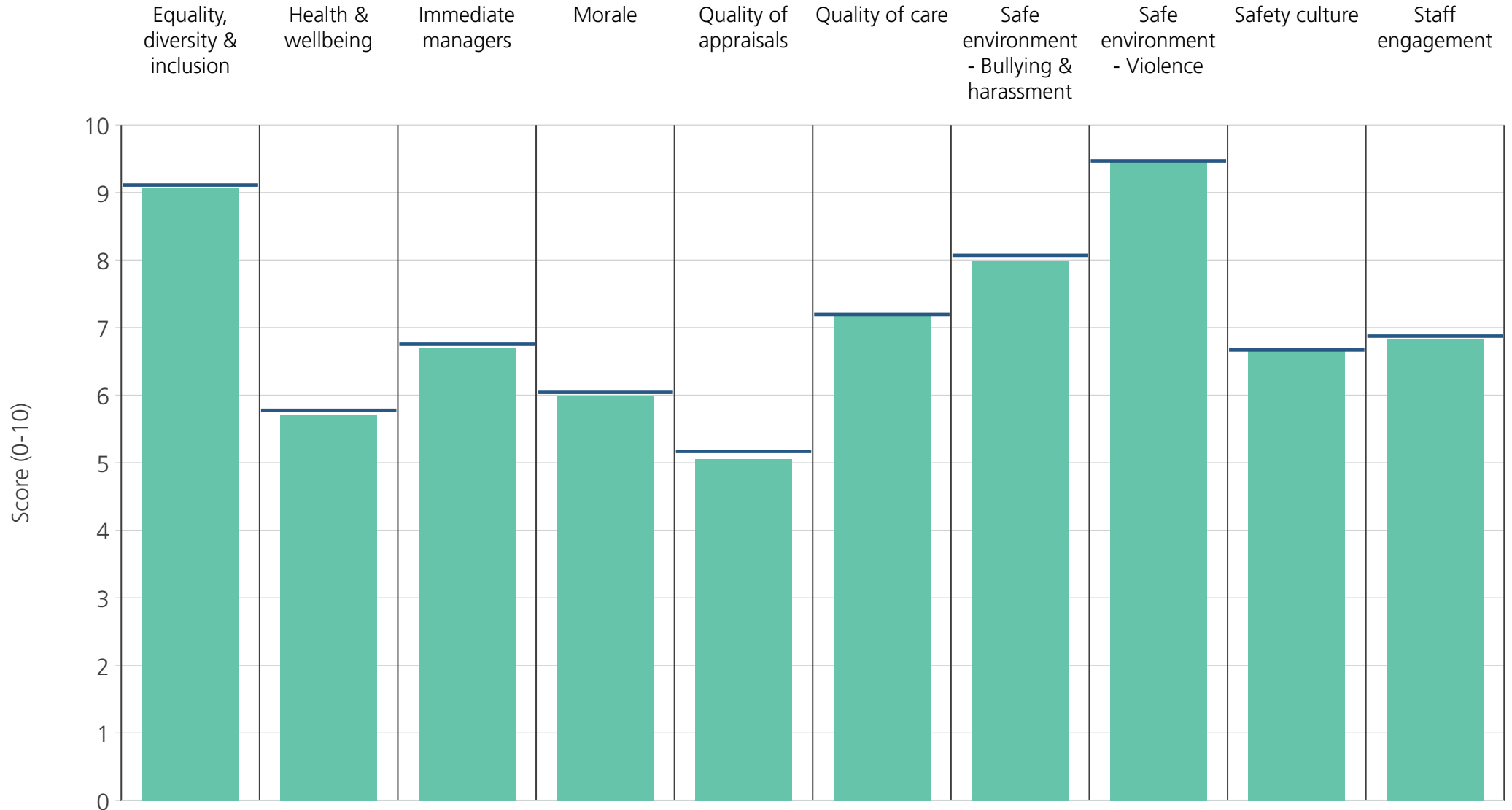
Directorate	9.4	6.4	7.2	6.4	6.0	7.3	8.7	9.4	6.8	7.2
Your org	9.1	5.8	6.8	6.0	5.2	7.2	8.1	9.5	6.7	6.9
Responses	64	64	64	63	55	58	62	62	64	65



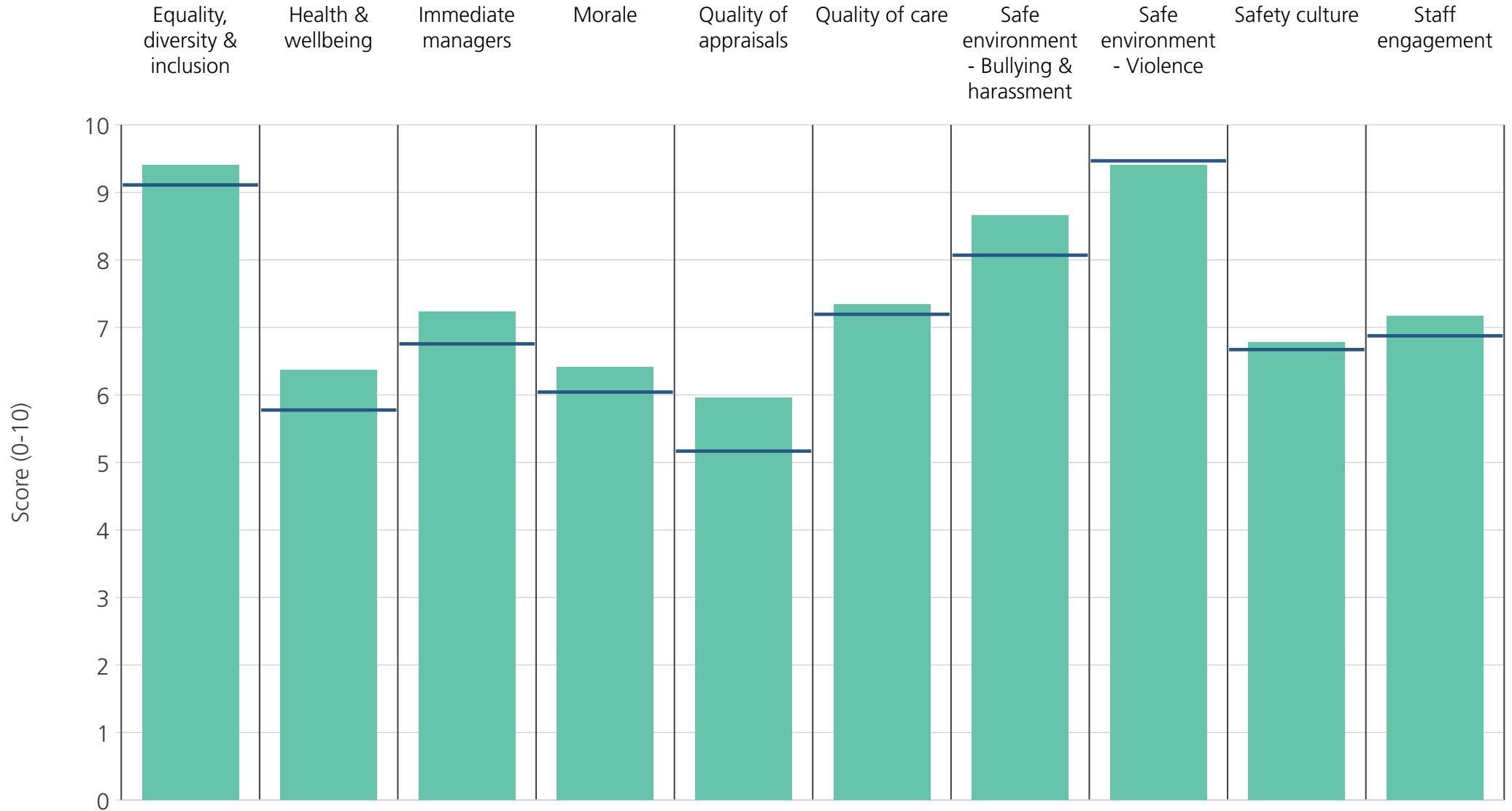
Directorate	9.3	5.4	6.8	6.3	5.2	6.6	8.2	9.8	7.2	6.9
Your org	9.1	5.8	6.8	6.0	5.2	7.2	8.1	9.5	6.7	6.9
Responses	58	58	58	58	45	54	58	58	58	59

Directorates 2

Great Western Hospitals NHS Foundation Trust
2018 NHS Staff Survey Results



Directorate	9.1	5.7	6.7	6.0	5.1	7.2	8.0	9.5	6.7	6.8
Your org	9.1	5.8	6.8	6.0	5.2	7.2	8.1	9.5	6.7	6.9
Responses	453	452	456	445	370	400	450	448	450	464



Directorate	9.4	6.4	7.2	6.4	6.0	7.3	8.7	9.4	6.8	7.2
Your org	9.1	5.8	6.8	6.0	5.2	7.2	8.1	9.5	6.7	6.9
Responses	64	64	64	63	55	58	62	62	64	65