

# The Royal Marsden NHS Foundation Trust

2018 NHS Staff Survey

**Directorate Report**

**Contents**

Introduction . . . . .	3	Performance and Information . . . . .	26
Themes – Directorates 1 . . . . .	4	Private Care Division . . . . .	27
Add Prof Scientific and Technic . . . . .	5	Workforce Division . . . . .	28
Additional Clinical Services . . . . .	6		
Administrative and Clerical . . . . .	7		
Allied Health Professionals . . . . .	8		
Estates and Ancillary . . . . .	9		
Healthcare Scientists . . . . .	10		
Medical and Dental . . . . .	11		
Nursing and Midwifery Registered . . . . .	12		
Themes – Directorates 2 . . . . .	13		
Cancer Services Division . . . . .	14		
Chief Executives Office (P3) . . . . .	15		
Chief Nurse Directorate . . . . .	16		
Chief Operating Officer - Mgt . . . . .	17		
Clinical Research . . . . .	18		
Clinical Services Division . . . . .	19		
Estates Directorate . . . . .	20		
Facilities Directorate . . . . .	21		
Finance Directorate . . . . .	22		
Information Technology . . . . .	23		
Marketing and Communications Division . . . . .	24		
Other Corporate . . . . .	25		

This directorate report for The Royal Marsden NHS Foundation Trust contains results by directorate for themes from the 2018 NHS Staff Survey. These results are compared to the unweighted average for your organisation.

**Please note:** It is possible that there are differences between the 'Your org' scores reported in this directorate report and those in the benchmark report. This is because the results in the benchmark report are weighted to allow for fair comparisons between organisations of a similar type. However, in this report comparisons are made within your organisation so the unweighted organisation result is a more appropriate point of comparison.

The directorate breakdowns used in this report were provided and defined by The Royal Marsden NHS Foundation Trust. Details of how the theme scores were calculated are included in the Technical Document, available to download from our [results website](#).

## Key features

Breakdown type and **directorate name** are specified in the header. Black text in the header is hyperlinked: clicking on '2018 NHS Staff Survey Results' navigates back to the contents page.

Directorate results are presented in the context of the (unweighted) **organisation average ('Your org')**, so it is easy to tell if a directorate is performing better or worse than the organisation average. For all themes, a higher score is a better result than a lower score.

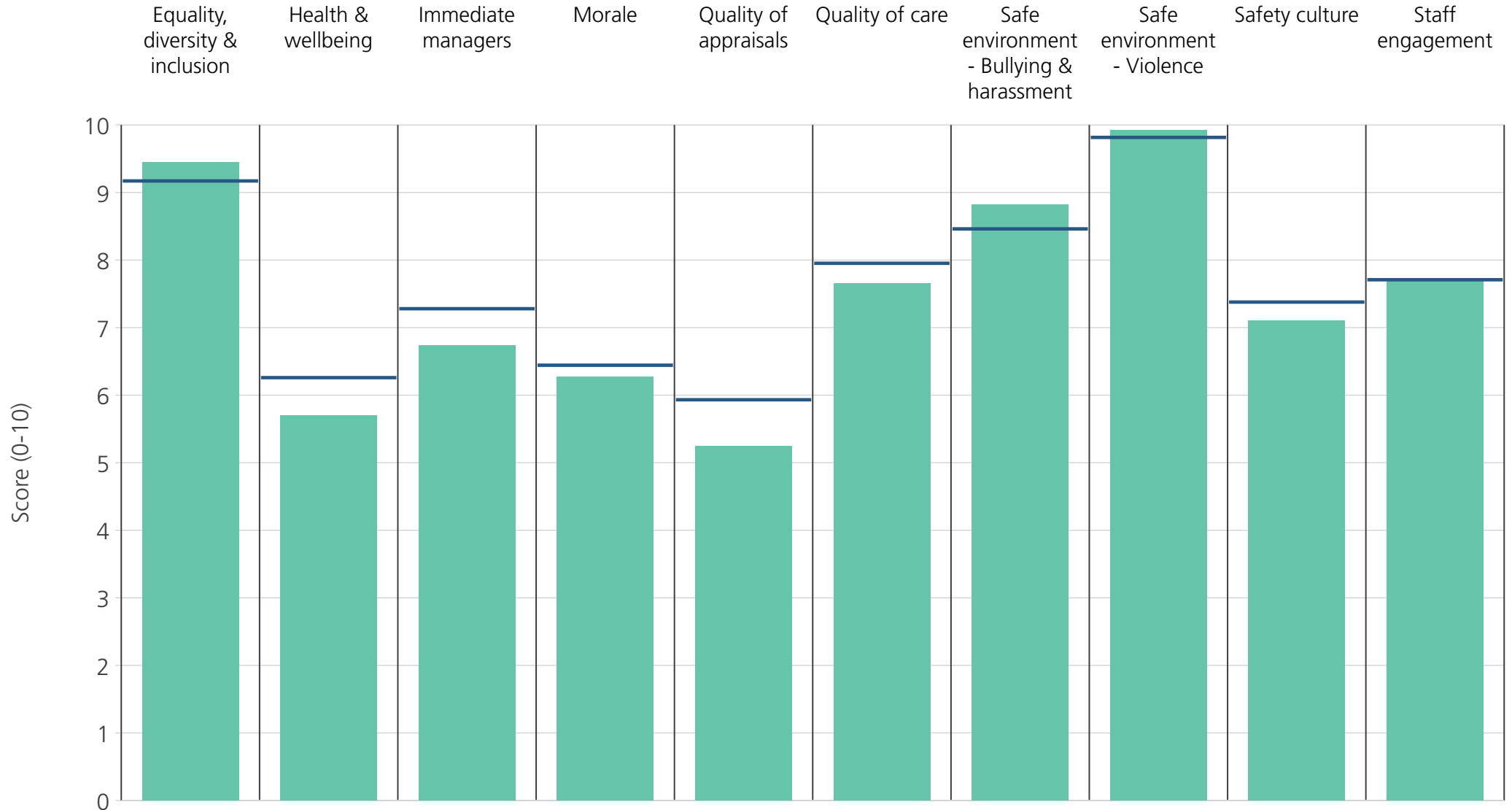
The **number of responses** feeding into each theme score **for the given directorate** is specified below the table containing the directorate and trust scores.



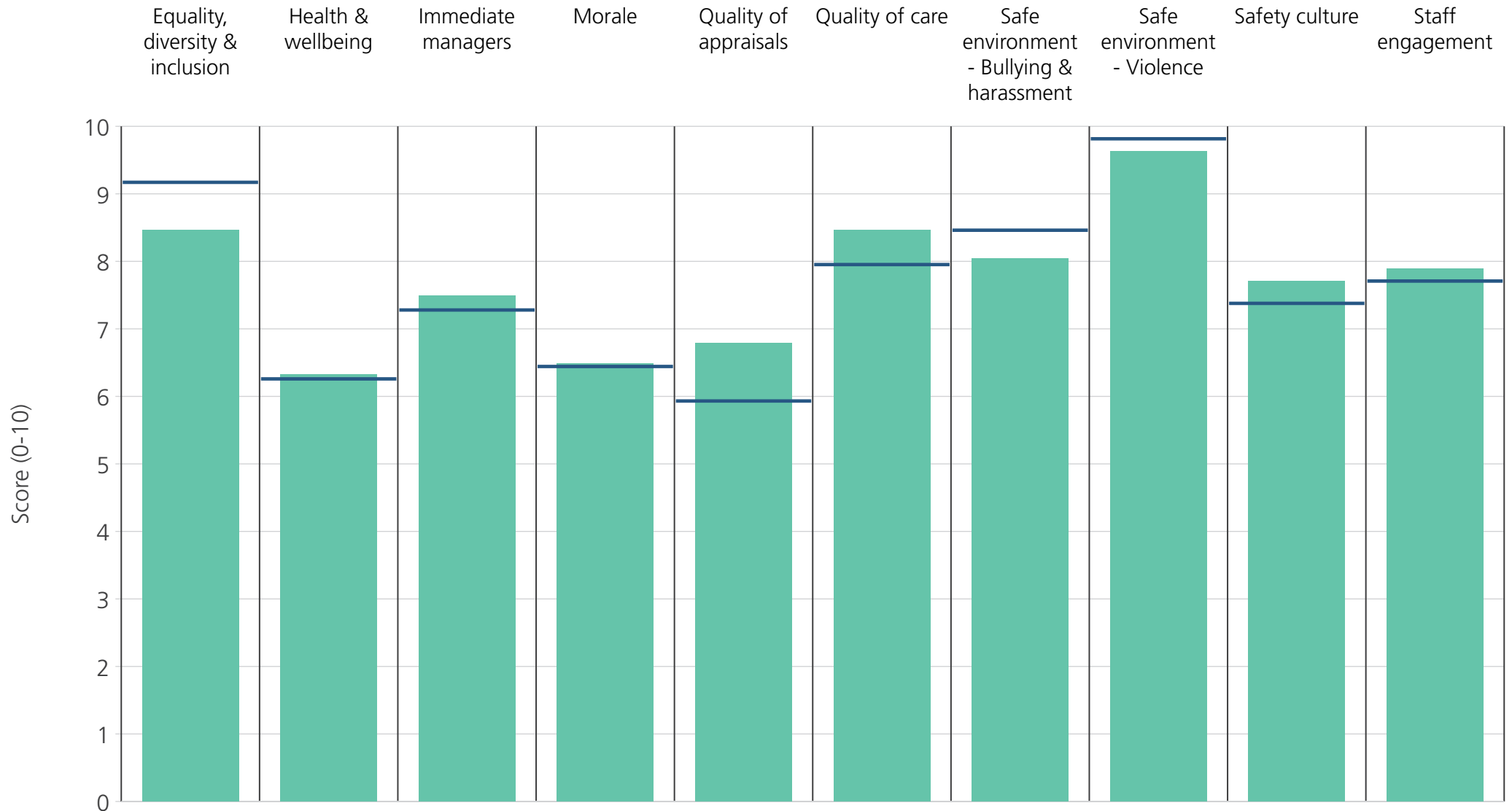
**! Note:** when there are less than 11 responses in a group, results are suppressed to protect staff confidentiality

# Directorates 1

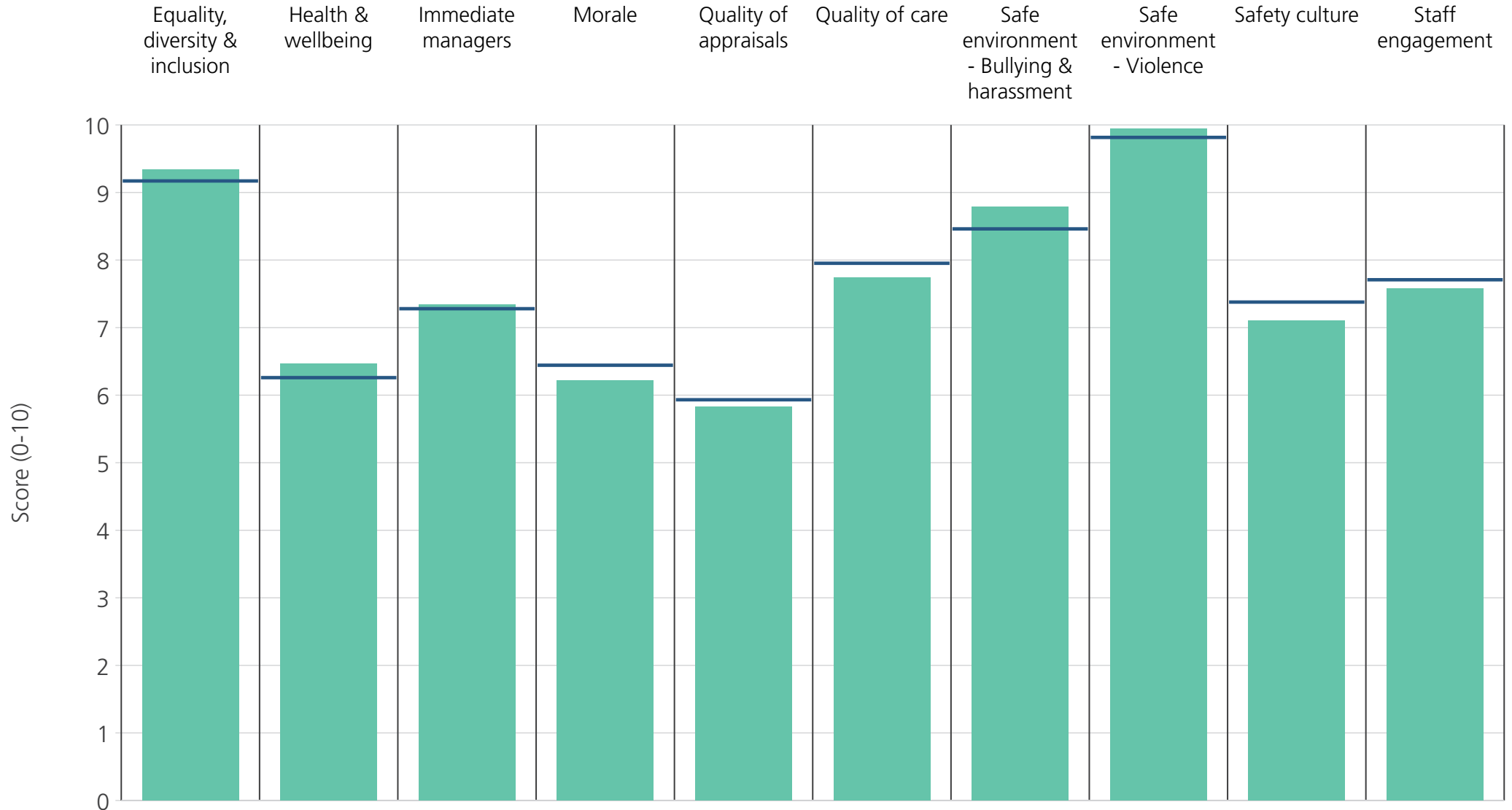
The Royal Marsden NHS Foundation Trust  
2018 NHS Staff Survey Results



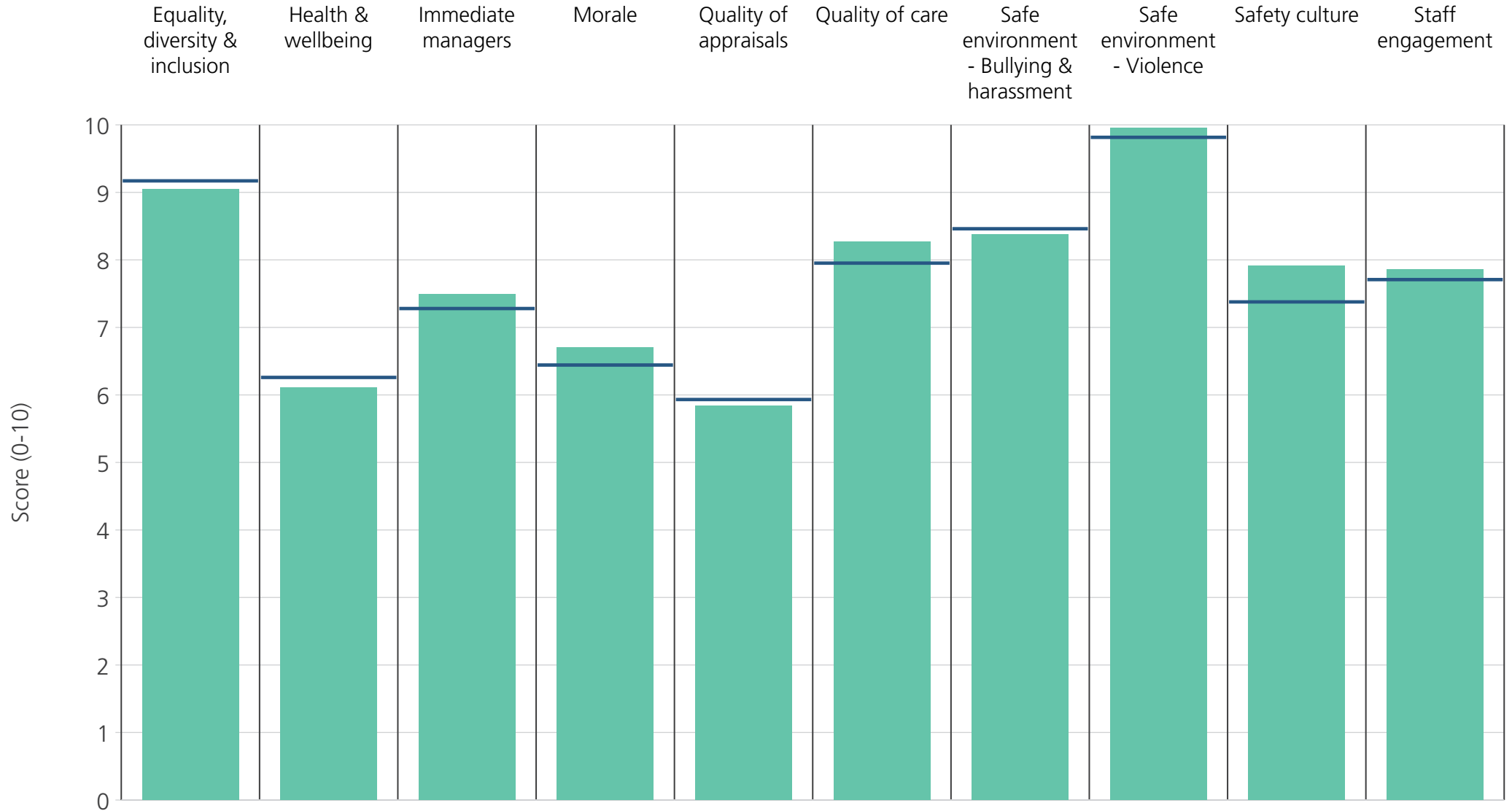
<b>Directorate</b>	9.4	5.7	6.7	6.3	5.2	7.7	8.8	9.9	7.1	7.7
<b>Your org</b>	9.2	6.3	7.3	6.4	5.9	8.0	8.5	9.8	7.4	7.7
<b>Responses</b>	87	88	91	89	79	91	90	89	91	94



<b>Directorate</b>	8.5	6.3	7.5	6.5	6.8	8.5	8.0	9.6	7.7	7.9
<b>Your org</b>	9.2	6.3	7.3	6.4	5.9	8.0	8.5	9.8	7.4	7.7
<b>Responses</b>	142	145	146	143	111	133	145	146	143	151

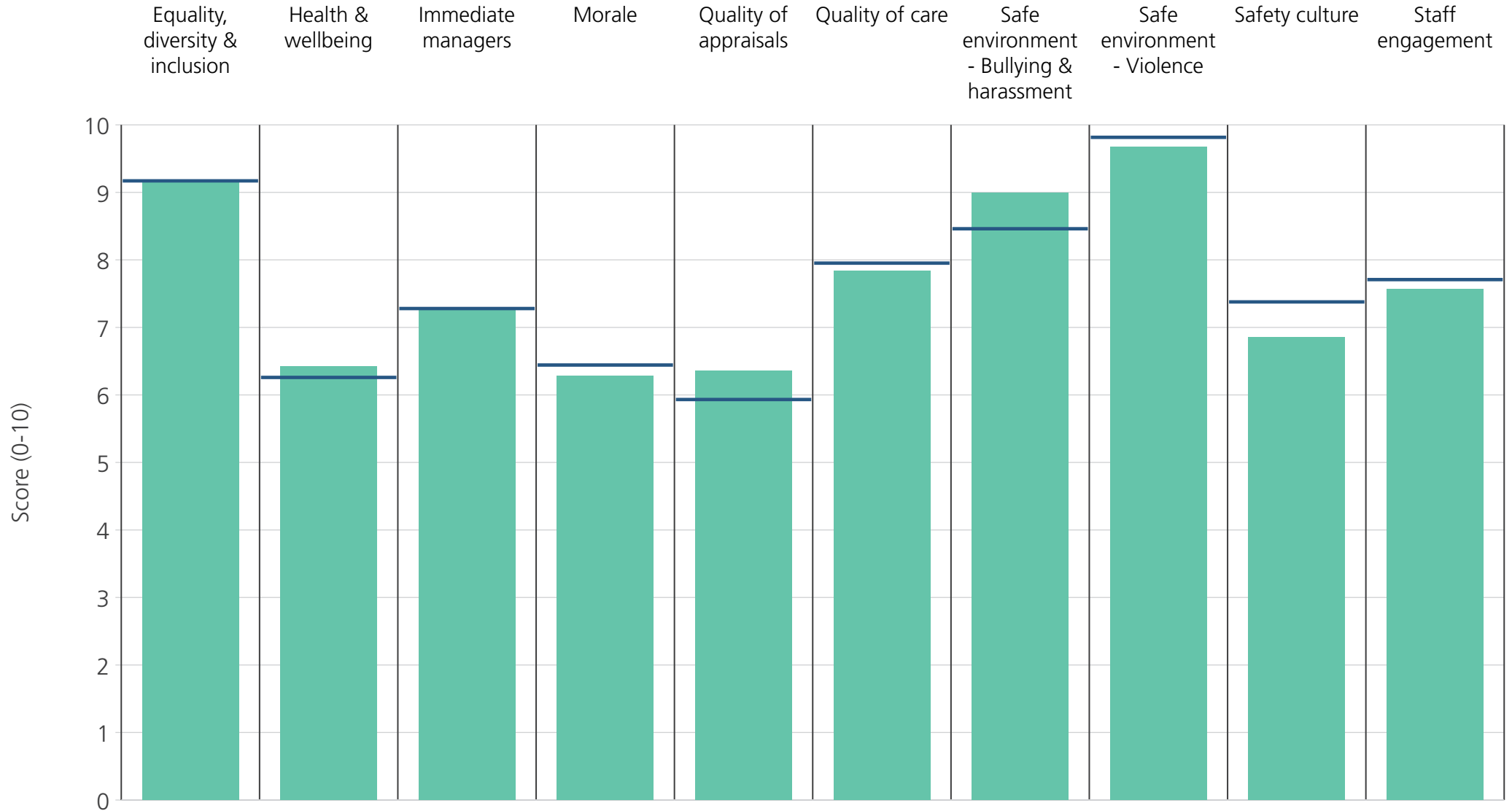


<b>Directorate</b>	9.3	6.5	7.3	6.2	5.8	7.7	8.8	9.9	7.1	7.6
<b>Your org</b>	9.2	6.3	7.3	6.4	5.9	8.0	8.5	9.8	7.4	7.7
<b>Responses</b>	655	657	659	656	531	406	649	650	654	664

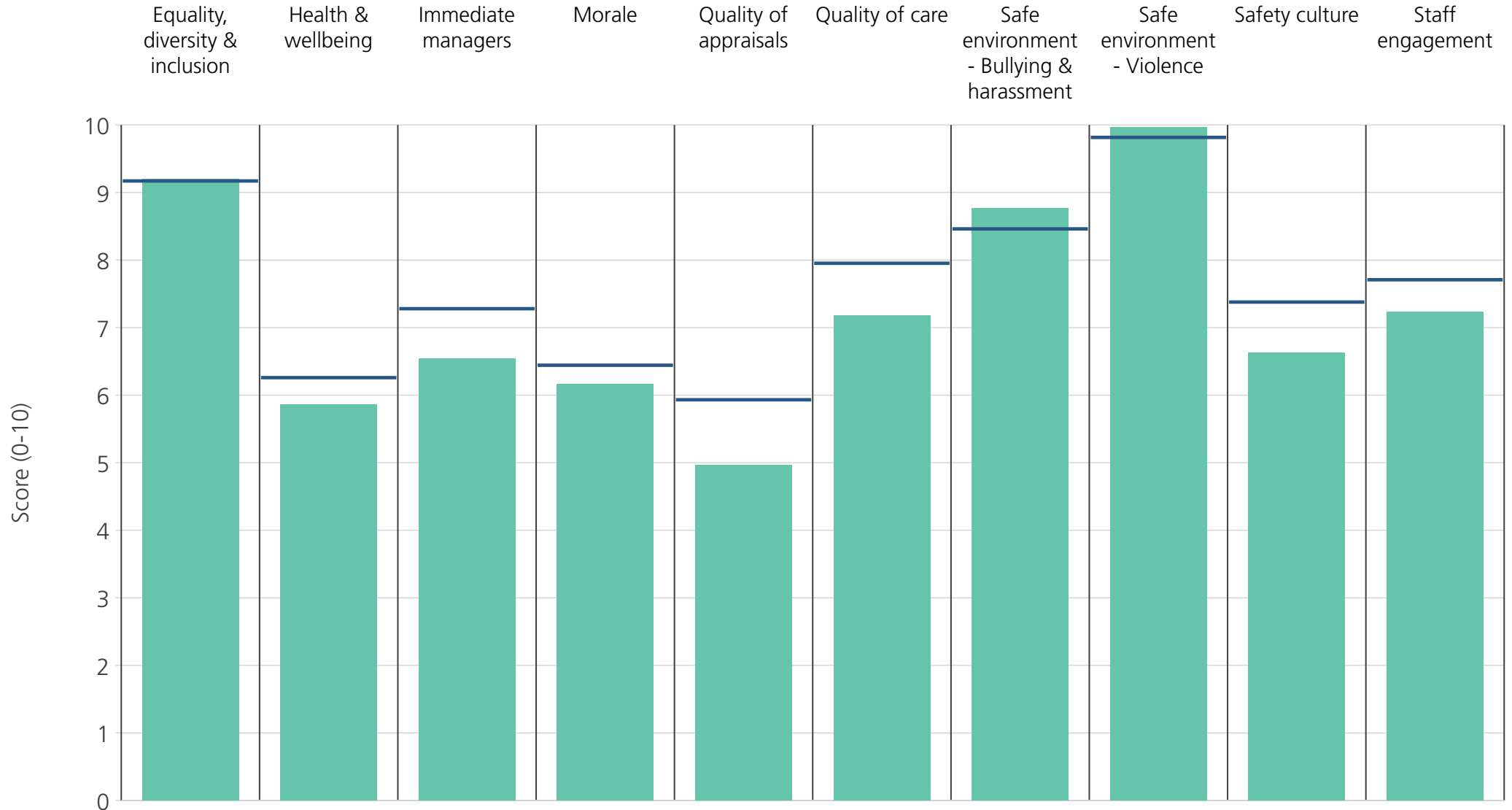


<b>Directorate</b>	9.0	6.1	7.5	6.7	5.8	8.3	8.4	10.0	7.9	7.9
<b>Your org</b>	9.2	6.3	7.3	6.4	5.9	8.0	8.5	9.8	7.4	7.7
<b>Responses</b>	163	166	166	164	146	165	166	164	164	166

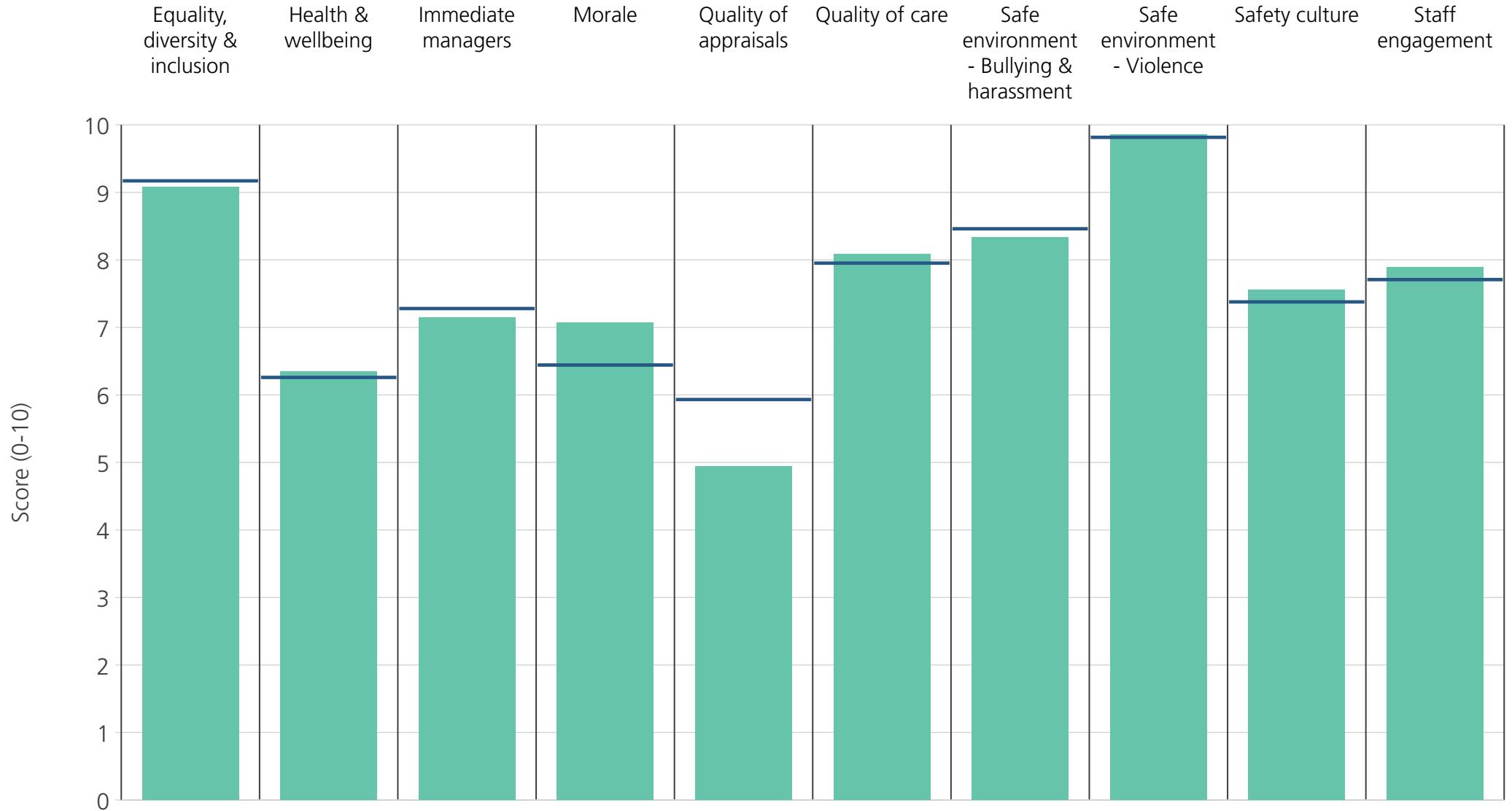




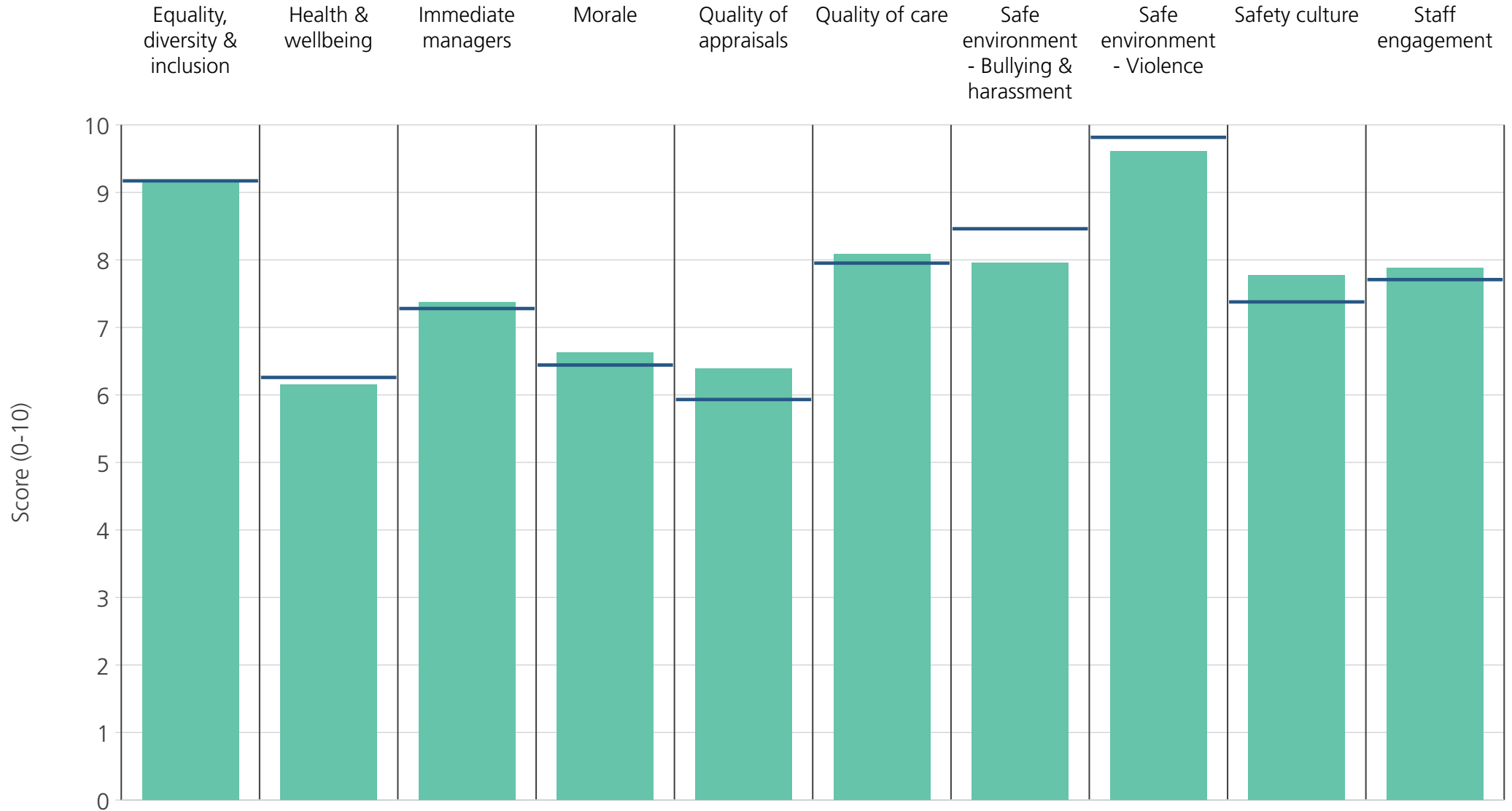
Directorate	9.2	6.4	7.3	6.3	6.4	7.8	9.0	9.7	6.9	7.6
Your org	9.2	6.3	7.3	6.4	5.9	8.0	8.5	9.8	7.4	7.7
Responses	104	108	106	105	85	80	103	107	106	107



<b>Directorate</b>	9.2	5.9	6.5	6.2	5.0	7.2	8.8	10.0	6.6	7.2
<b>Your org</b>	9.2	6.3	7.3	6.4	5.9	8.0	8.5	9.8	7.4	7.7
<b>Responses</b>	112	112	112	112	91	102	111	112	111	112

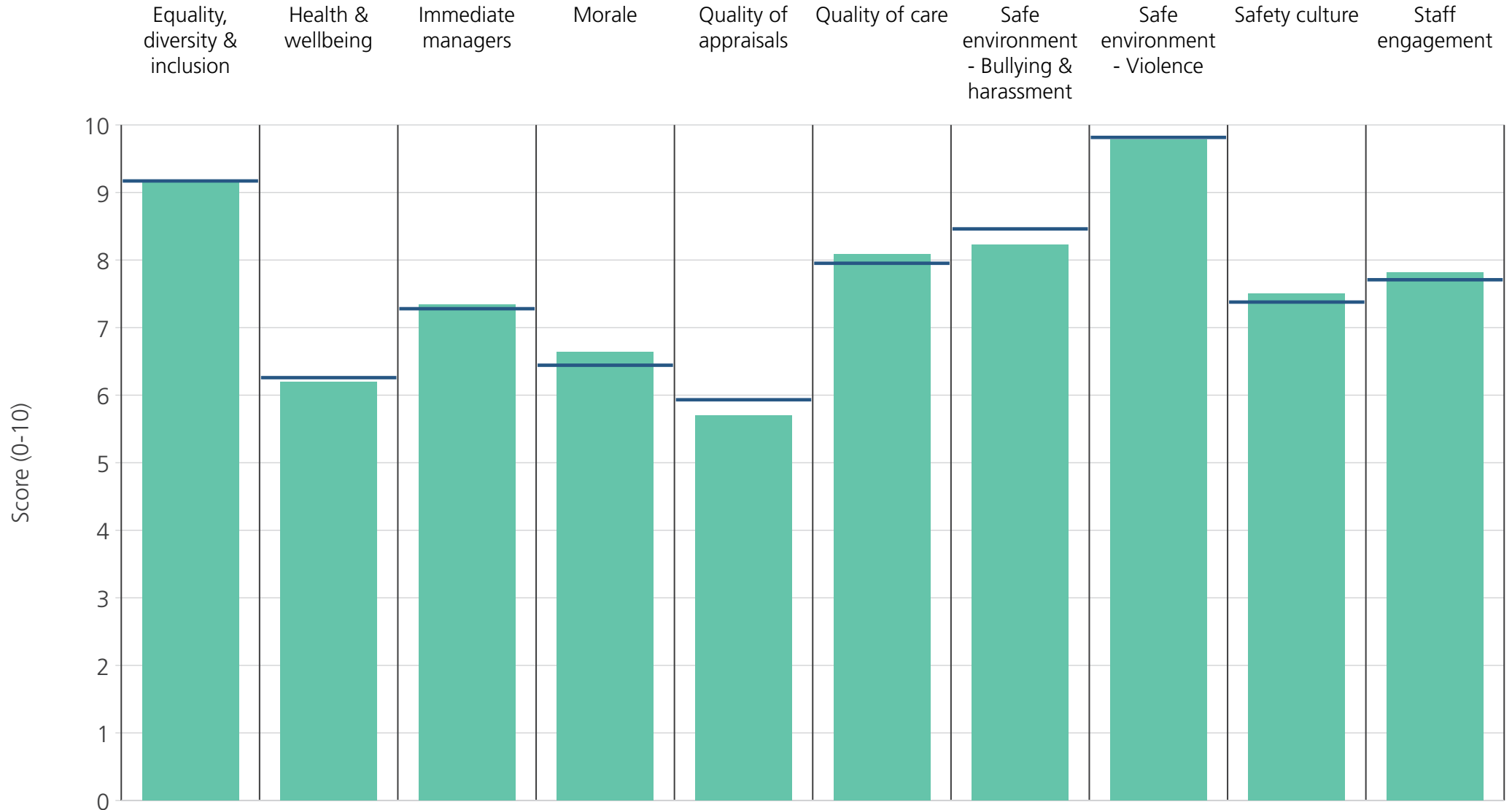


<b>Directorate</b>	9.1	6.3	7.2	7.1	4.9	8.1	8.3	9.9	7.6	7.9
<b>Your org</b>	9.2	6.3	7.3	6.4	5.9	8.0	8.5	9.8	7.4	7.7
<b>Responses</b>	120	119	120	118	109	122	120	118	119	122

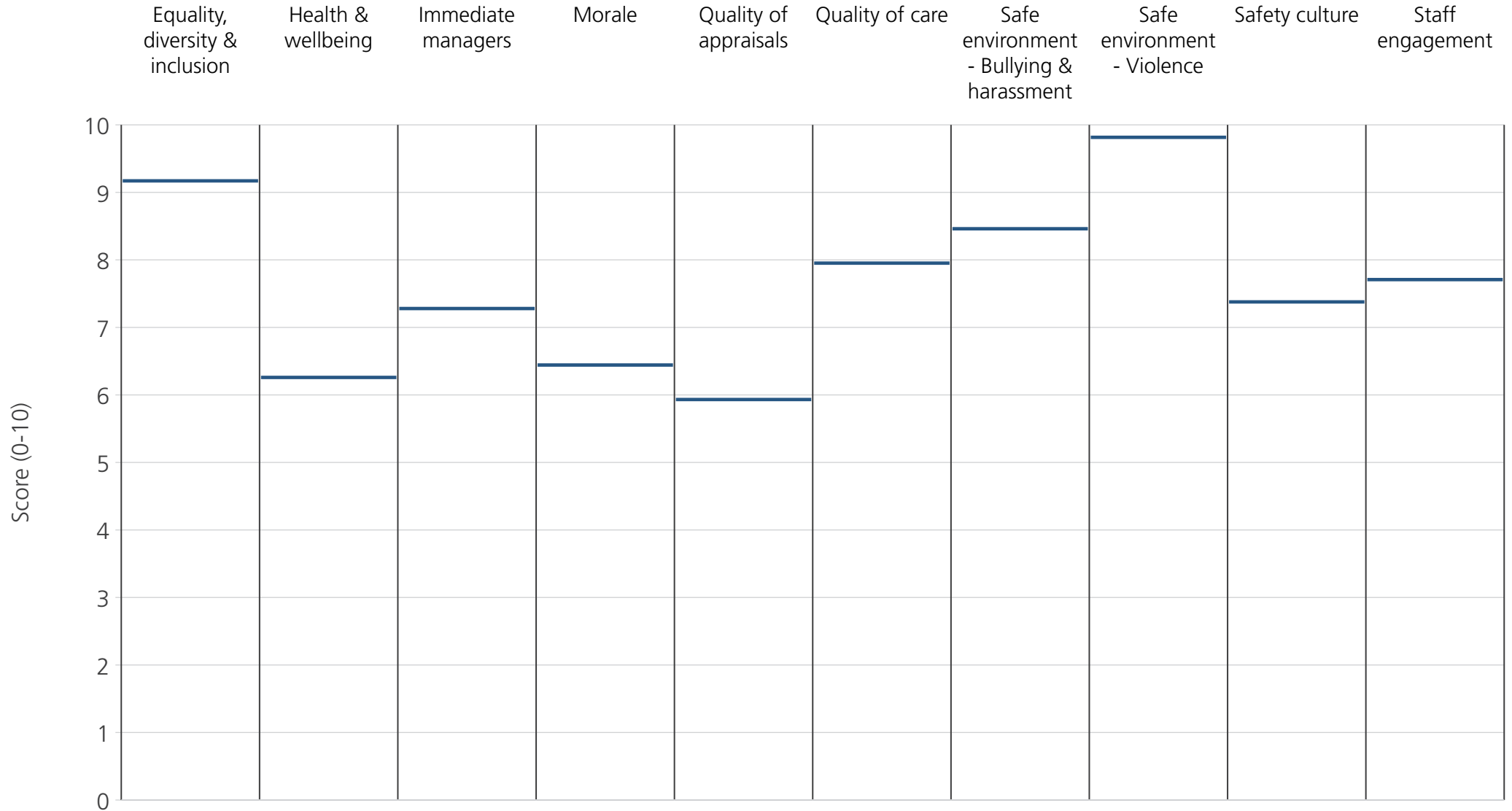


<b>Directorate</b>	9.2	6.2	7.4	6.6	6.4	8.1	8.0	9.6	7.8	7.9
<b>Your org</b>	9.2	6.3	7.3	6.4	5.9	8.0	8.5	9.8	7.4	7.7
<b>Responses</b>	475	481	484	475	413	483	479	483	479	490

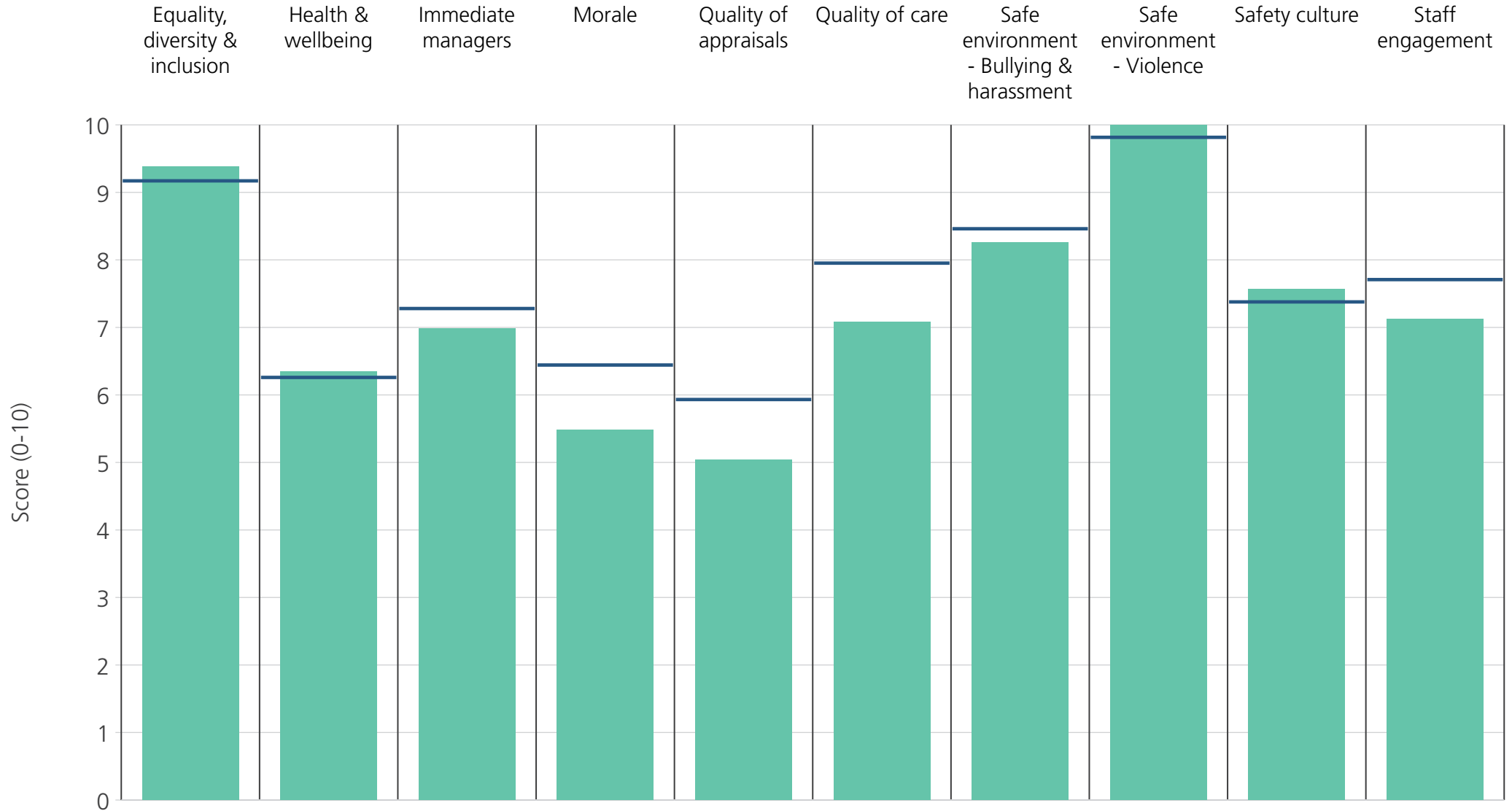
# Directorates 2



<b>Directorate</b>	9.2	6.2	7.3	6.6	5.7	8.1	8.2	9.8	7.5	7.8
<b>Your org</b>	9.2	6.3	7.3	6.4	5.9	8.0	8.5	9.8	7.4	7.7
<b>Responses</b>	384	387	389	384	330	378	386	388	386	395

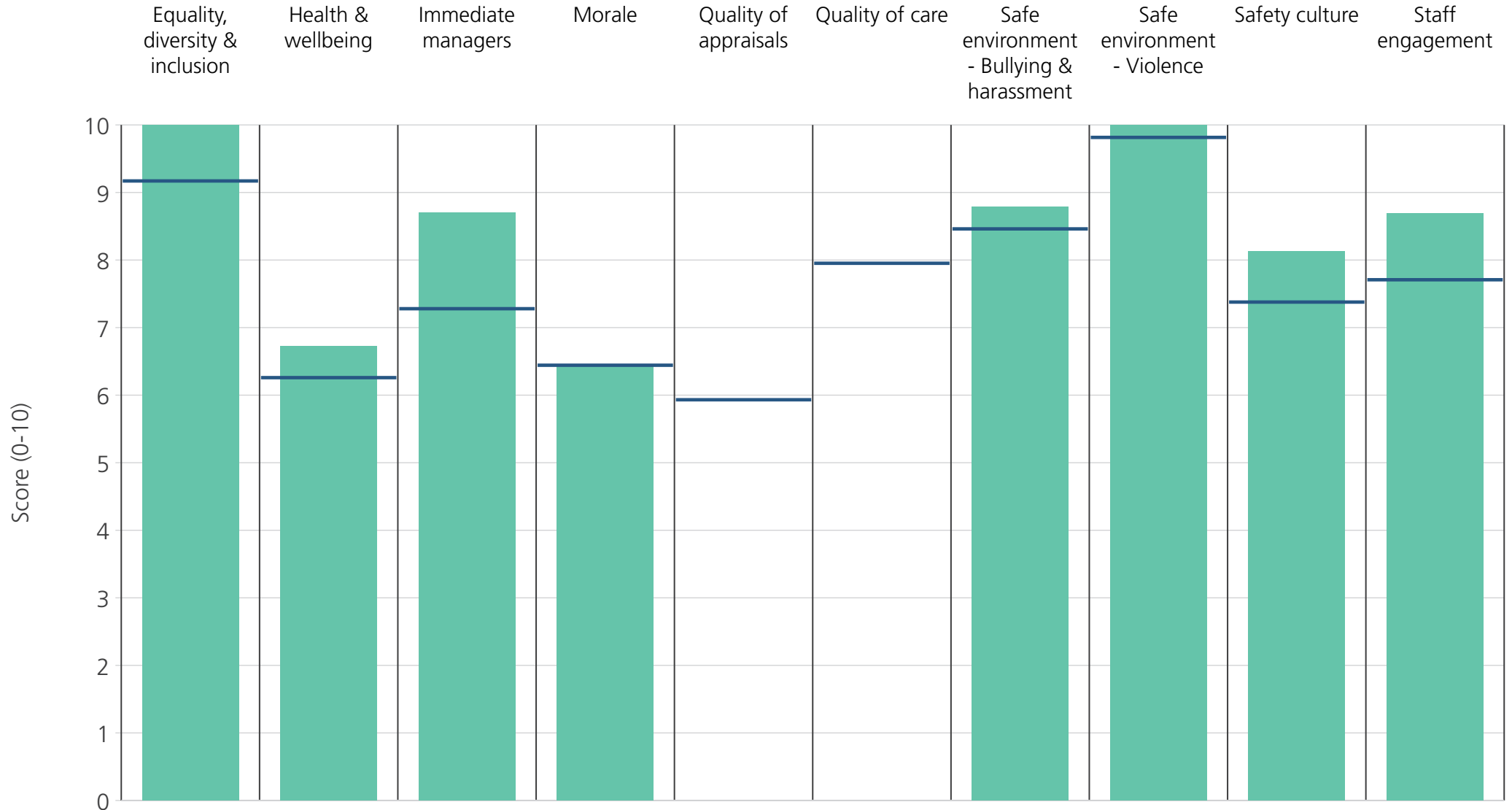


Directorate										
<b>Your org</b>	9.2	6.3	7.3	6.4	5.9	8.0	8.5	9.8	7.4	7.7
<b>Responses</b>	10	10	10	10	10	6	10	10	10	10

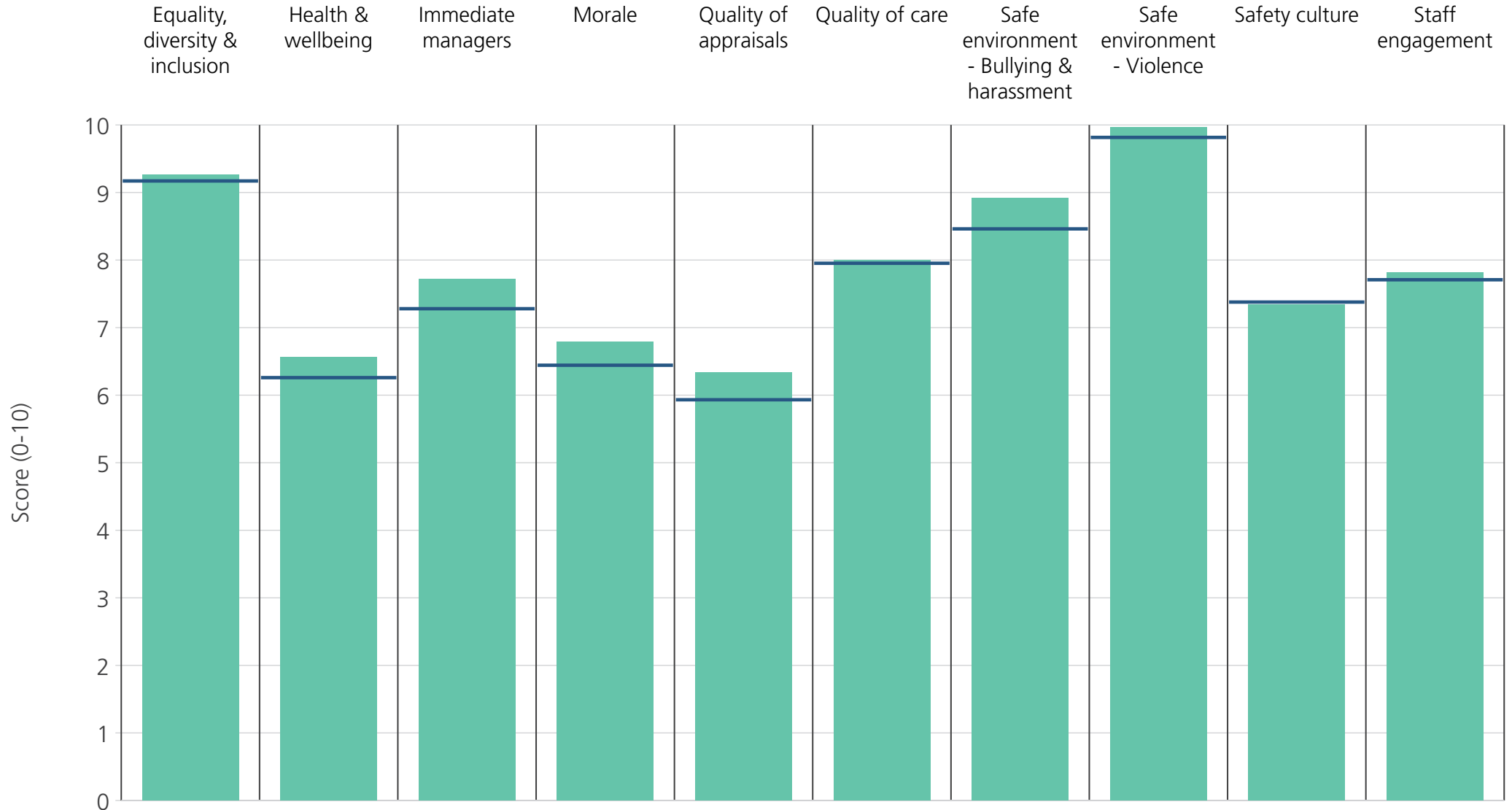


<b>Directorate</b>	9.4	6.3	7.0	5.5	5.0	7.1	8.3	10.0	7.6	7.1
<b>Your org</b>	9.2	6.3	7.3	6.4	5.9	8.0	8.5	9.8	7.4	7.7
<b>Responses</b>	42	41	42	42	36	20	42	42	42	42

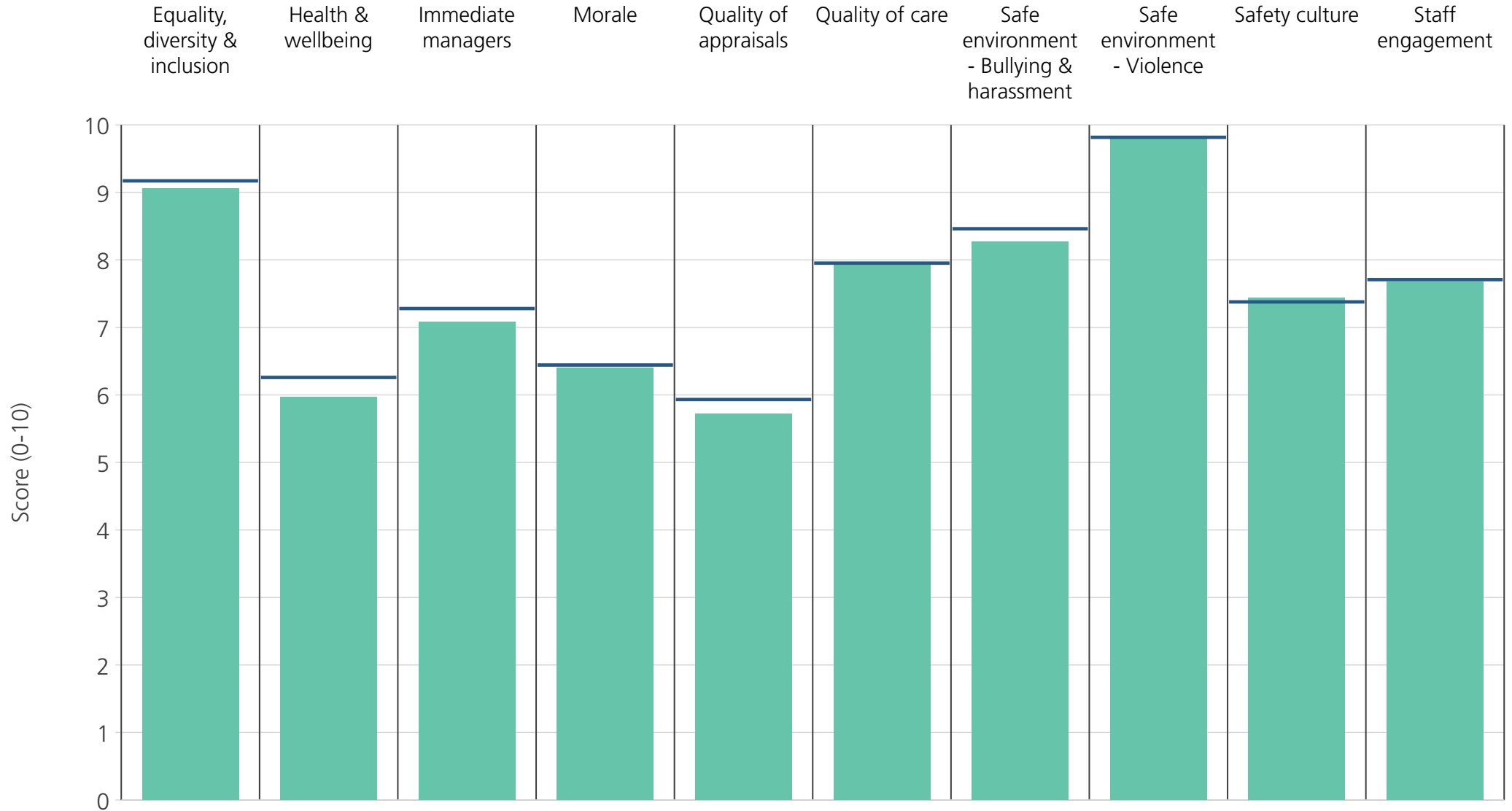




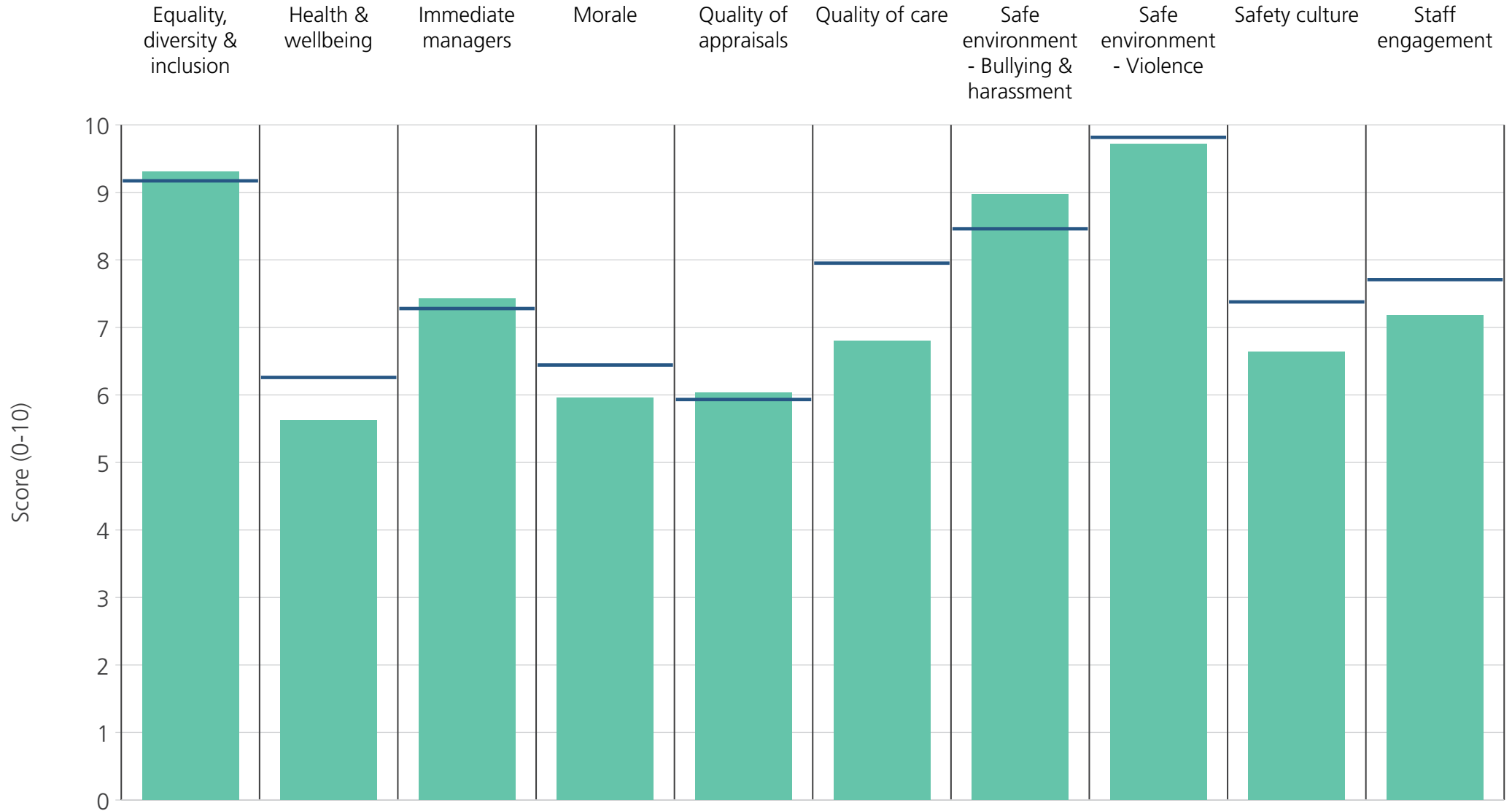
<b>Directorate</b>	10.0	6.7	8.7	6.4			8.8	10.0	8.1	8.7
<b>Your org</b>	9.2	6.3	7.3	6.4	5.9	8.0	8.5	9.8	7.4	7.7
<b>Responses</b>	11	11	11	11	9	4	11	11	11	11



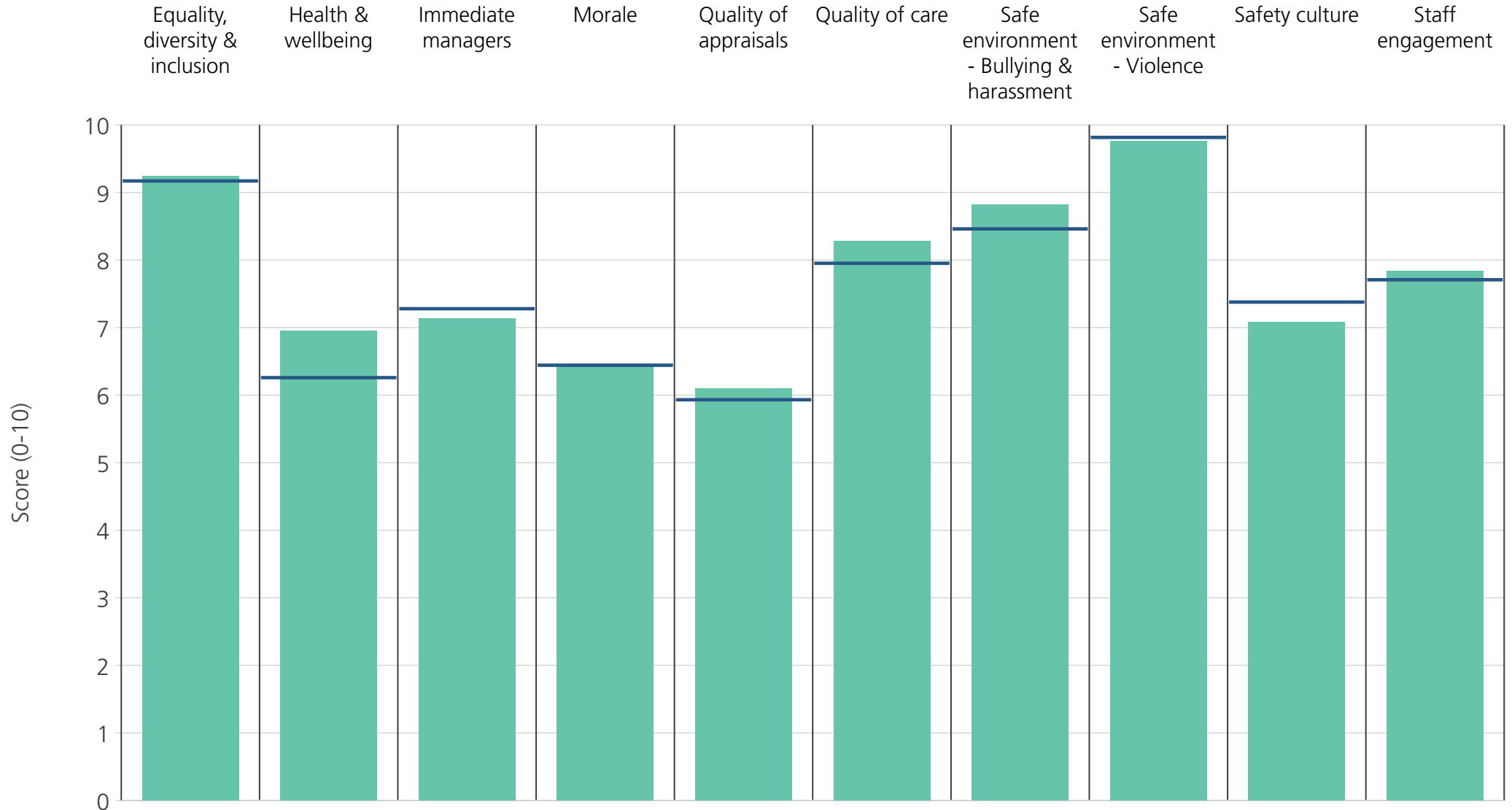
<b>Directorate</b>	9.3	6.6	7.7	6.8	6.3	8.0	8.9	10.0	7.3	7.8
<b>Your org</b>	9.2	6.3	7.3	6.4	5.9	8.0	8.5	9.8	7.4	7.7
<b>Responses</b>	176	177	176	175	146	122	175	177	175	180



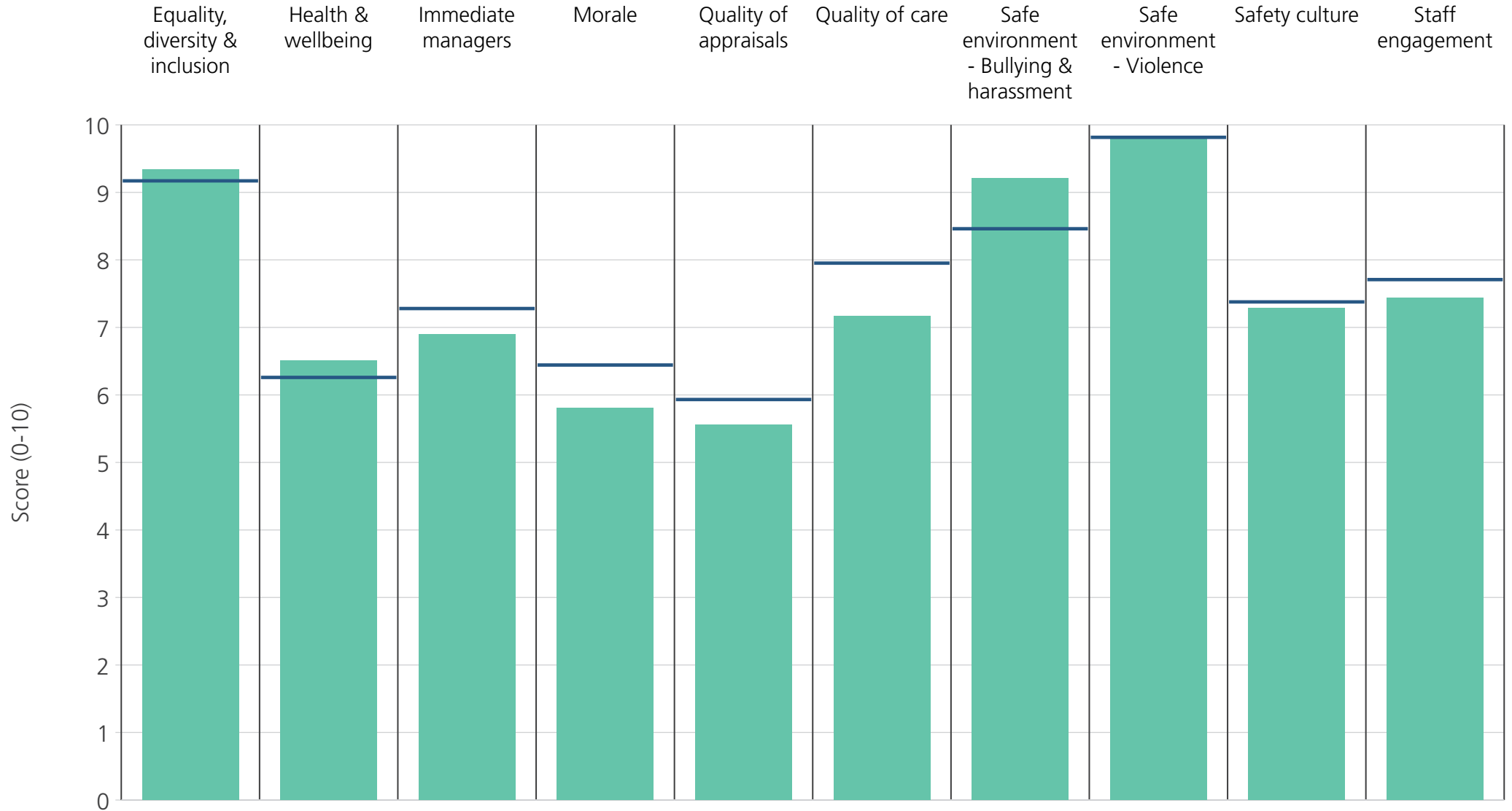
<b>Directorate</b>	9.1	6.0	7.1	6.4	5.7	7.9	8.3	9.8	7.4	7.7
<b>Your org</b>	9.2	6.3	7.3	6.4	5.9	8.0	8.5	9.8	7.4	7.7
<b>Responses</b>	685	689	696	686	587	665	690	690	689	703



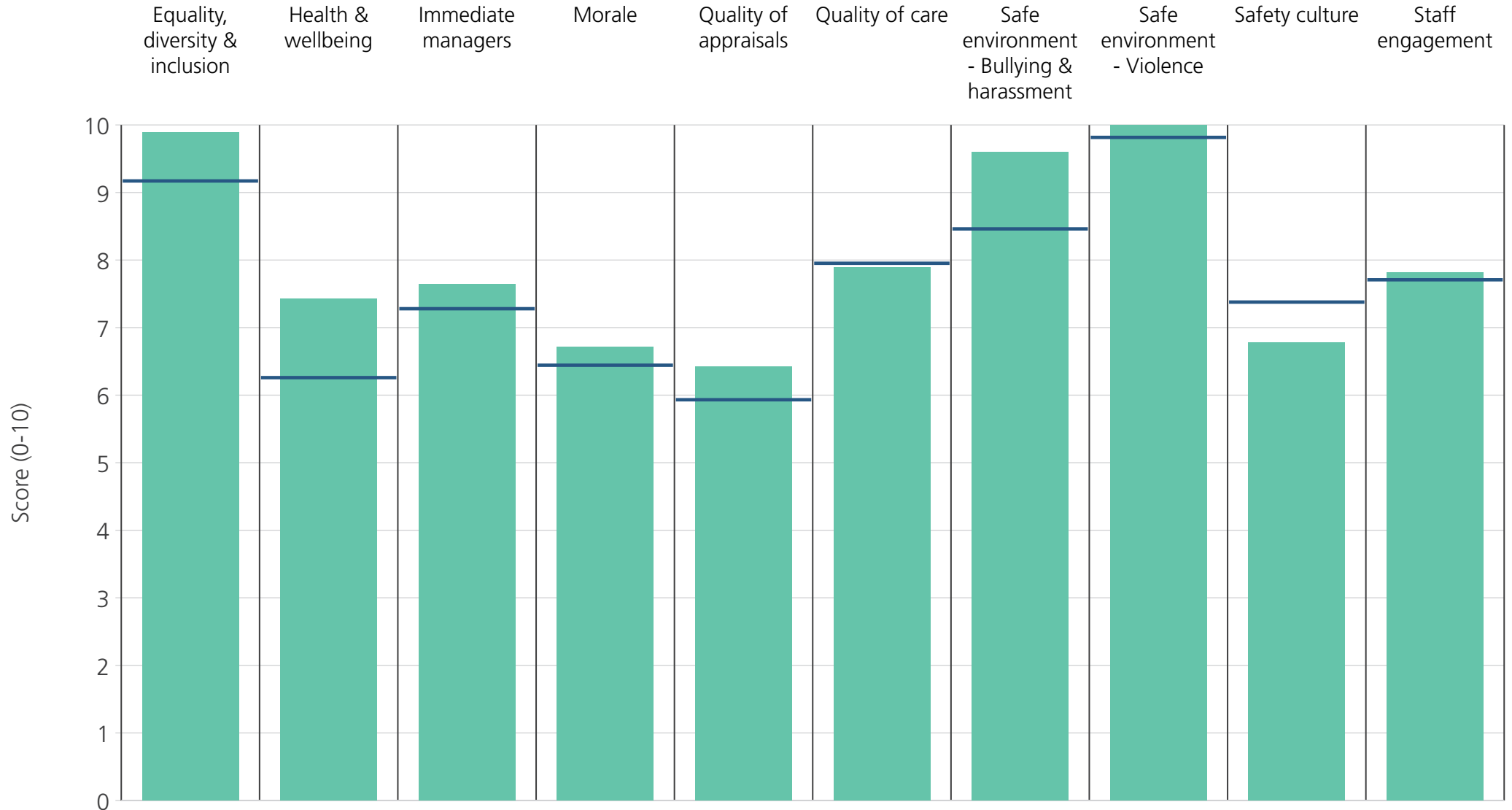
<b>Directorate</b>	9.3	5.6	7.4	6.0	6.0	6.8	9.0	9.7	6.6	7.2
<b>Your org</b>	9.2	6.3	7.3	6.4	5.9	8.0	8.5	9.8	7.4	7.7
<b>Responses</b>	53	53	53	52	44	31	50	52	52	53



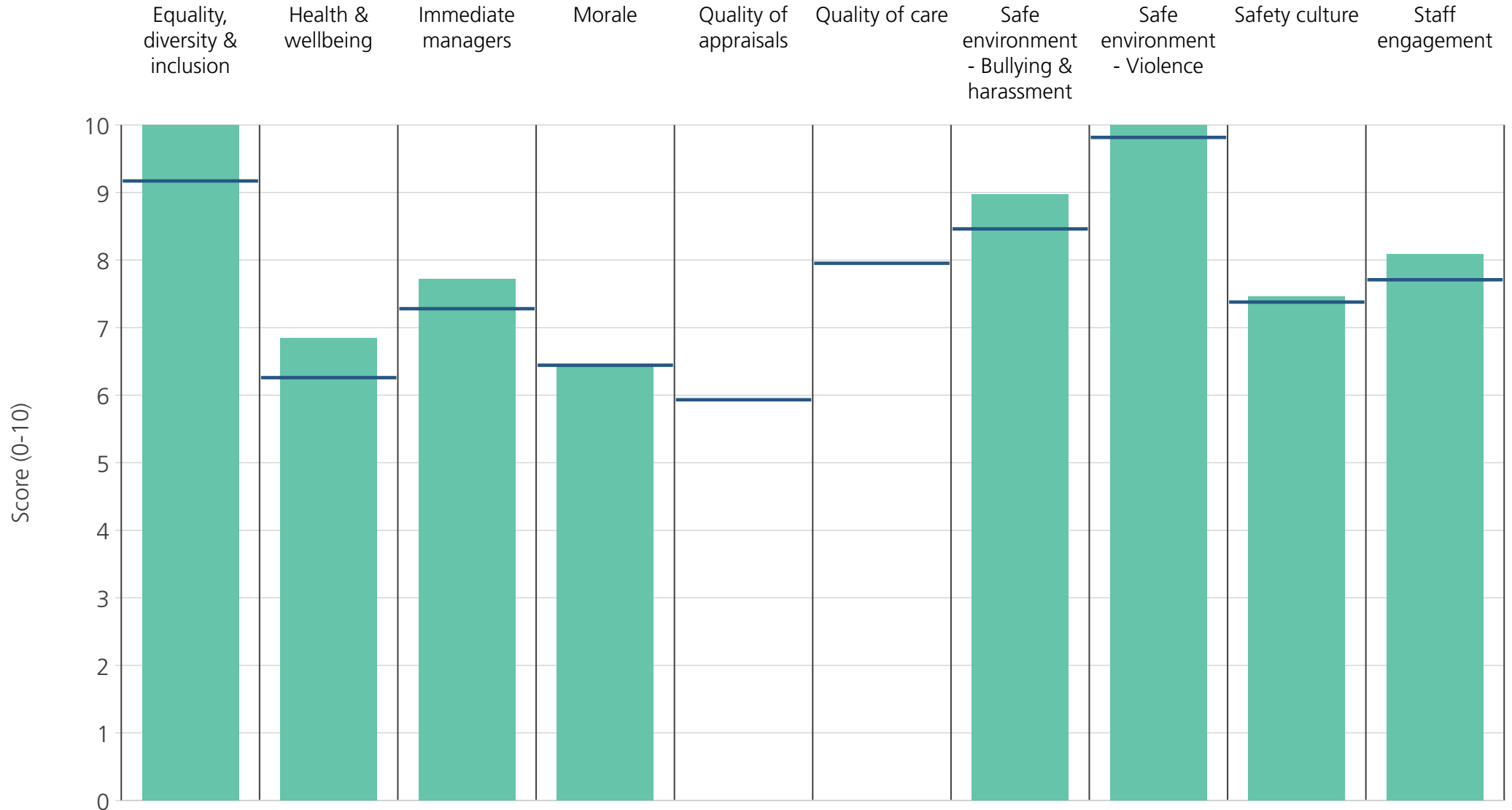
<b>Directorate</b>	9.2	7.0	7.1	6.4	6.1	8.3	8.8	9.8	7.1	7.8
<b>Your org</b>	9.2	6.3	7.3	6.4	5.9	8.0	8.5	9.8	7.4	7.7
<b>Responses</b>	82	86	84	83	68	72	82	85	84	85



<b>Directorate</b>	9.3	6.5	6.9	5.8	5.6	7.2	9.2	9.8	7.3	7.4
<b>Your org</b>	9.2	6.3	7.3	6.4	5.9	8.0	8.5	9.8	7.4	7.7
<b>Responses</b>	39	39	39	39	29	21	38	37	38	39

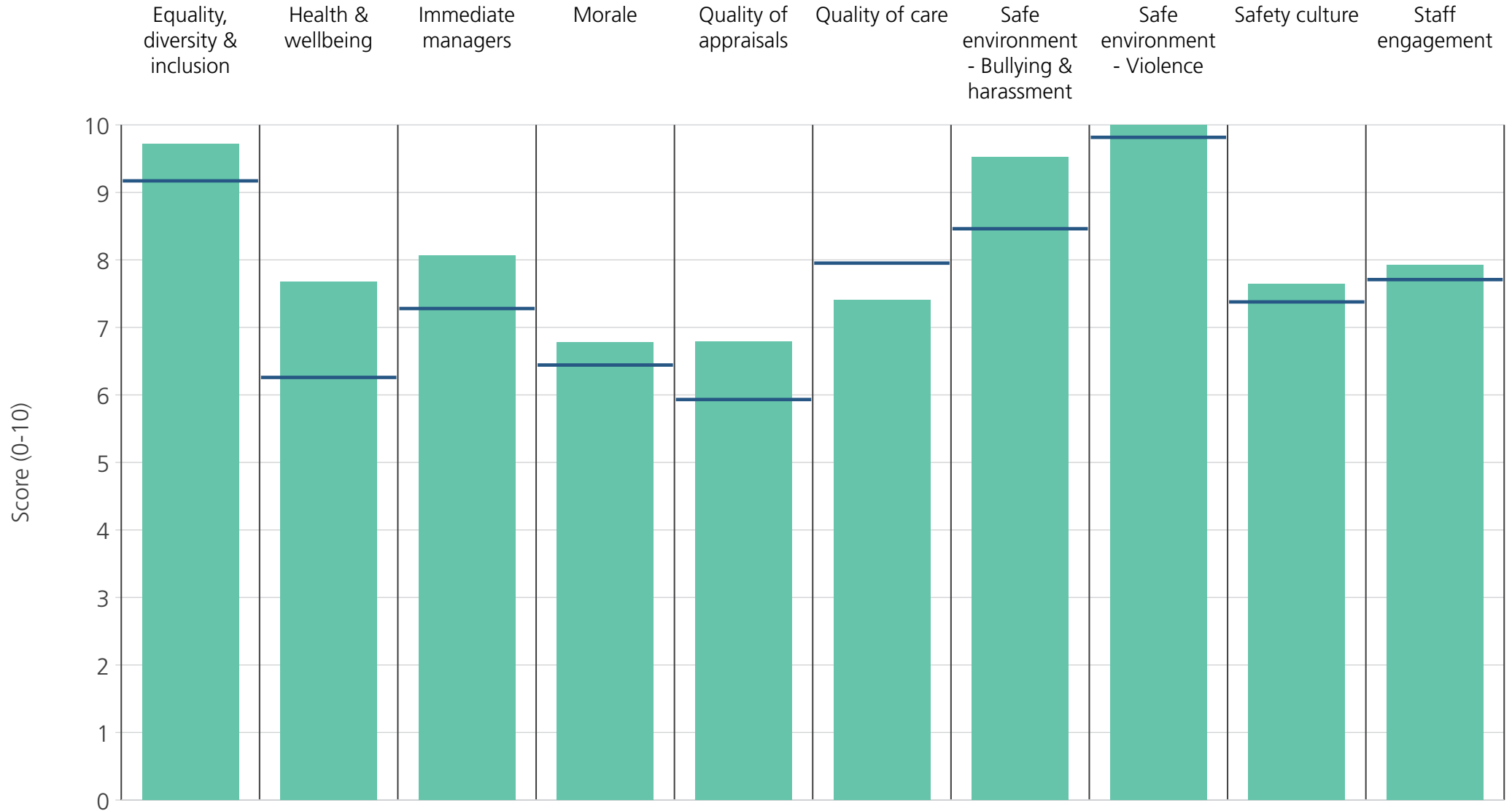


<b>Directorate</b>	9.9	7.4	7.6	6.7	6.4	7.9	9.6	10.0	6.8	7.8
<b>Your org</b>	9.2	6.3	7.3	6.4	5.9	8.0	8.5	9.8	7.4	7.7
<b>Responses</b>	31	33	33	33	30	15	33	33	33	33

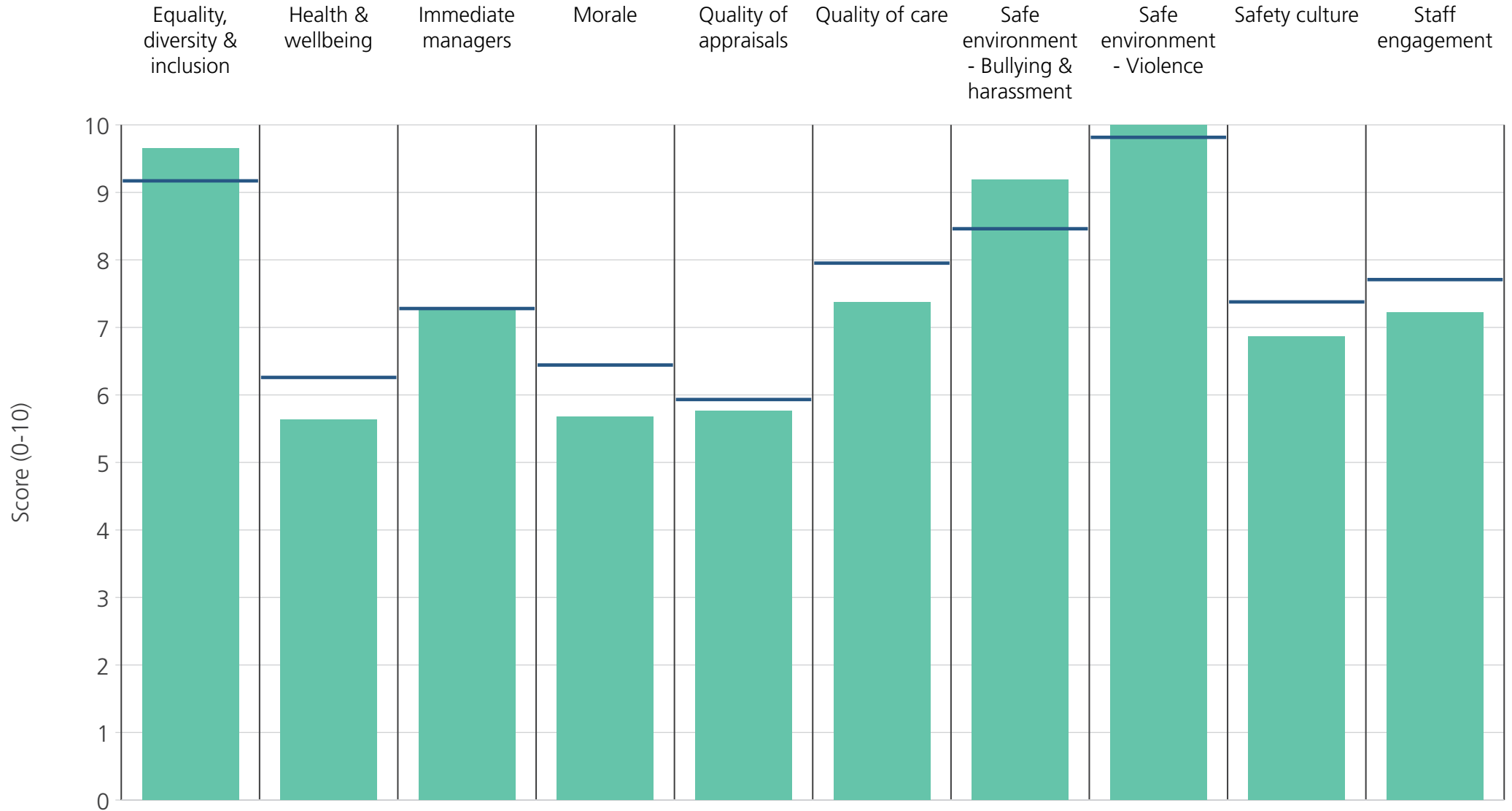


<b>Directorate</b>	10.0	6.8	7.7	6.4			9.0	10.0	7.5	8.1
<b>Your org</b>	9.2	6.3	7.3	6.4	5.9	8.0	8.5	9.8	7.4	7.7
<b>Responses</b>	13	13	13	13	7	3	13	12	13	13

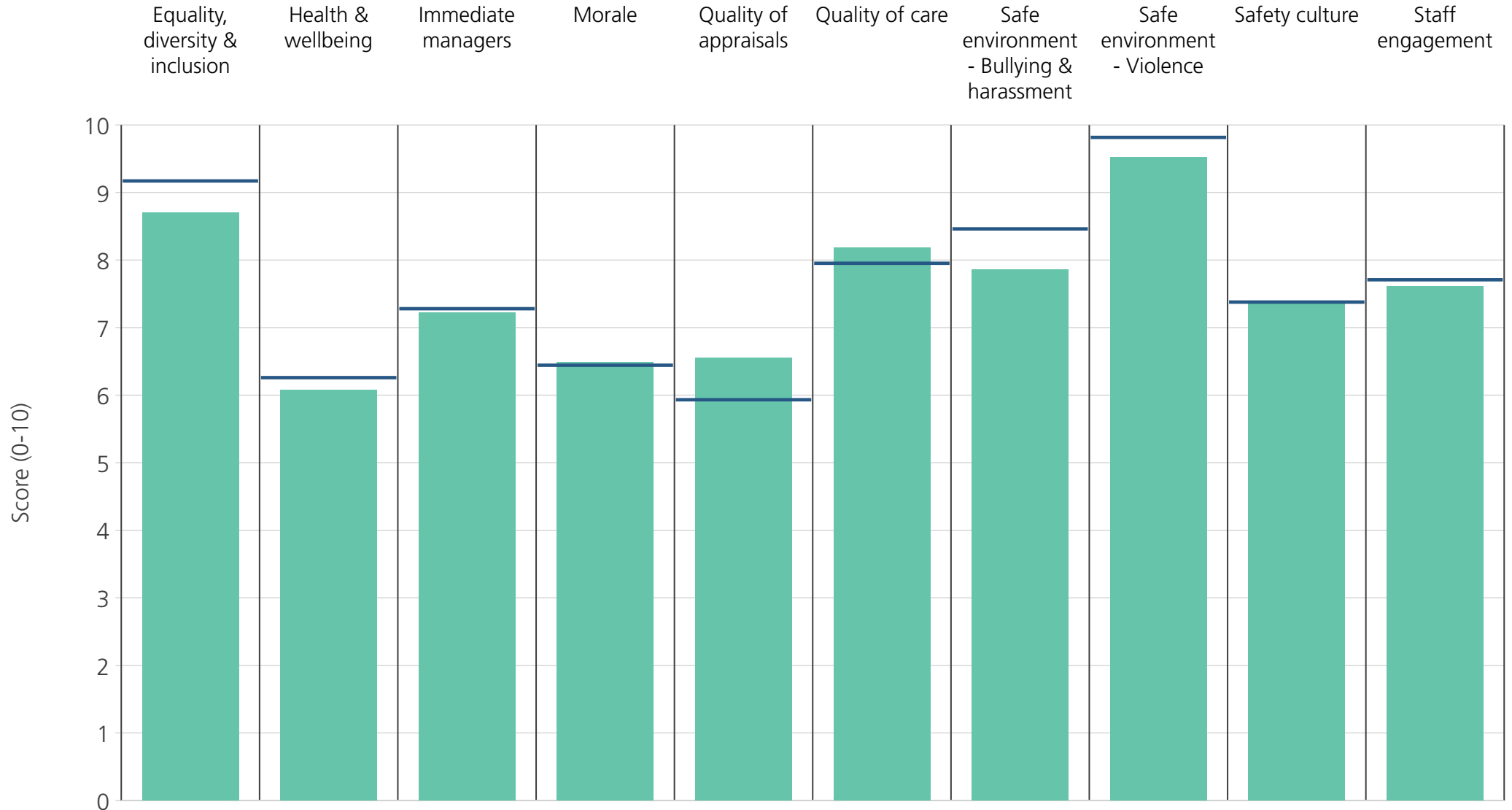




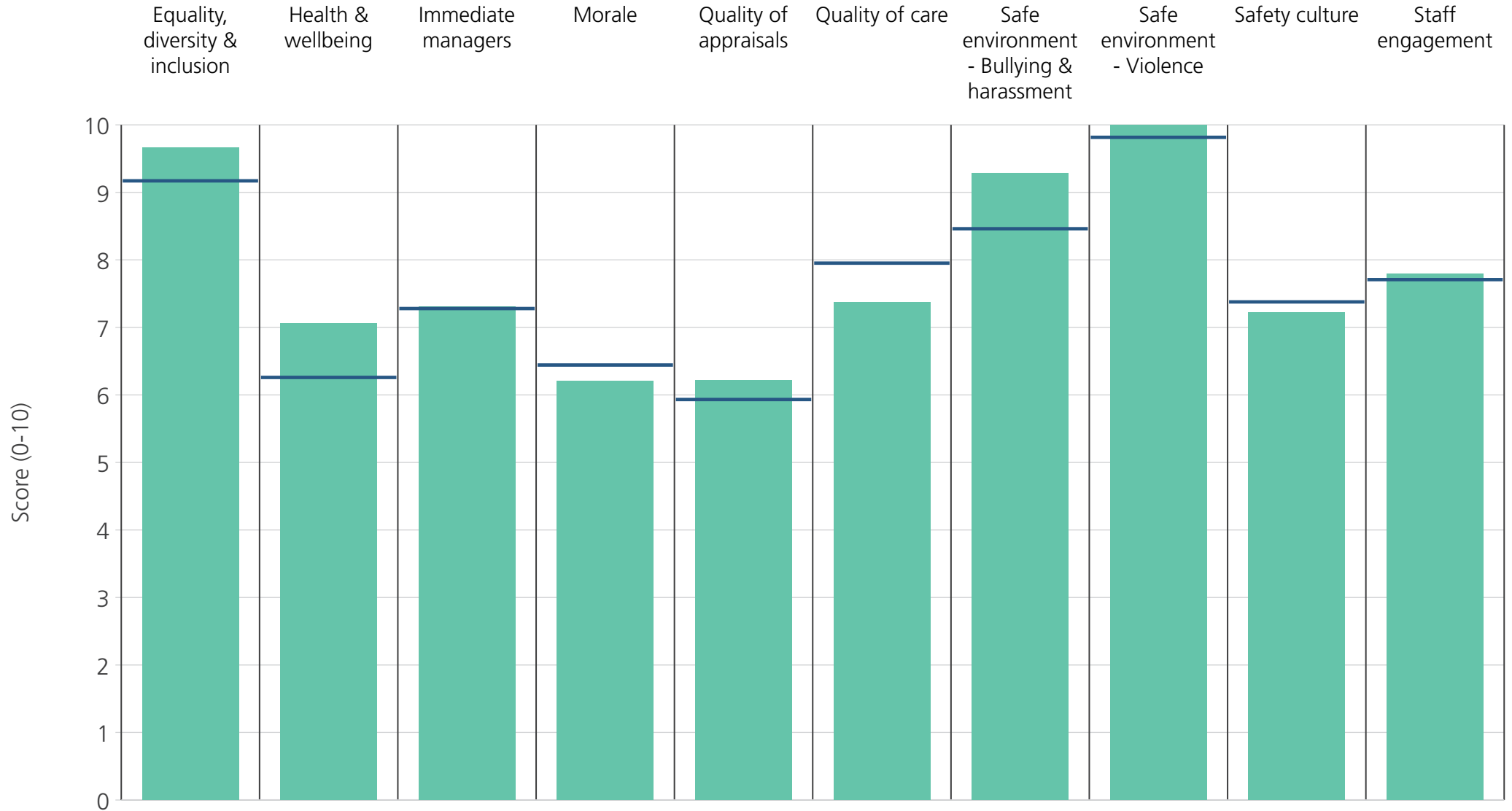
<b>Directorate</b>	9.7	7.7	8.1	6.8	6.8	7.4	9.5	10.0	7.6	7.9
<b>Your org</b>	9.2	6.3	7.3	6.4	5.9	8.0	8.5	9.8	7.4	7.7
<b>Responses</b>	29	29	29	29	24	18	28	28	29	30



<b>Directorate</b>	9.7	5.6	7.3	5.7	5.8	7.4	9.2	10.0	6.9	7.2
<b>Your org</b>	9.2	6.3	7.3	6.4	5.9	8.0	8.5	9.8	7.4	7.7
<b>Responses</b>	34	34	34	33	31	16	33	33	32	34



<b>Directorate</b>	8.7	6.1	7.2	6.5	6.5	8.2	7.9	9.5	7.4	7.6
<b>Your org</b>	9.2	6.3	7.3	6.4	5.9	8.0	8.5	9.8	7.4	7.7
<b>Responses</b>	185	190	191	188	144	172	188	187	189	194



<b>Directorate</b>	9.7	7.1	7.3	6.2	6.2	7.4	9.3	10.0	7.2	7.8
<b>Your org</b>	9.2	6.3	7.3	6.4	5.9	8.0	8.5	9.8	7.4	7.7
<b>Responses</b>	84	84	84	84	70	39	84	84	84	84