

The Newcastle upon Tyne Hospitals NHS Foundation Trust

2018 NHS Staff Survey

Directorate Report

Contents

Introduction	3
Themes – Directorates 1	4
Add Prof Scientific and Technic	5
Additional Clinical Services	6
Administrative and Clerical	7
Allied Health Professionals	8
Estates and Ancillary	9
Healthcare Scientists	10
Medical and Dental	11
Nursing and Midwifery Registered	12
Students	13

This directorate report for The Newcastle upon Tyne Hospitals NHS Foundation Trust contains results by directorate for themes from the 2018 NHS Staff Survey. These results are compared to the unweighted average for your organisation.

Please note: It is possible that there are differences between the 'Your org' scores reported in this directorate report and those in the benchmark report. This is because the results in the benchmark report are weighted to allow for fair comparisons between organisations of a similar type. However, in this report comparisons are made within your organisation so the unweighted organisation result is a more appropriate point of comparison.

The directorate breakdowns used in this report were provided and defined by The Newcastle upon Tyne Hospitals NHS Foundation Trust. Details of how the theme scores were calculated are included in the Technical Document, available to download from our [results website](#).

Key features

Breakdown type and **directorate name** are specified in the header. Black text in the header is hyperlinked: clicking on '2018 NHS Staff Survey Results' navigates back to the contents page.

Directorate results are presented in the context of the (unweighted) **organisation average ('Your org')**, so it is easy to tell if a directorate is performing better or worse than the organisation average. For all themes, a higher score is a better result than a lower score.

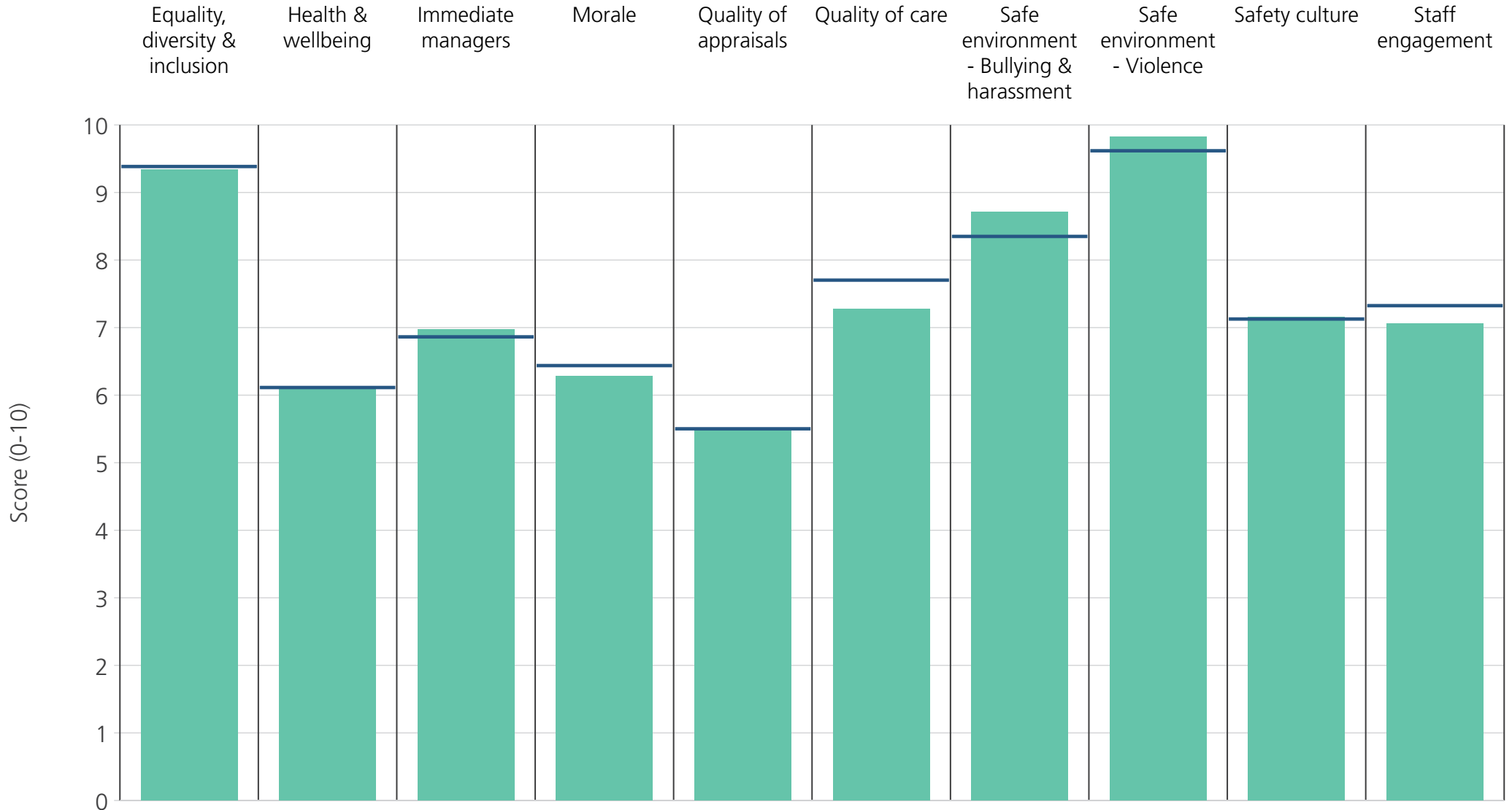
The **number of responses** feeding into each theme score **for the given directorate** is specified below the table containing the directorate and trust scores.



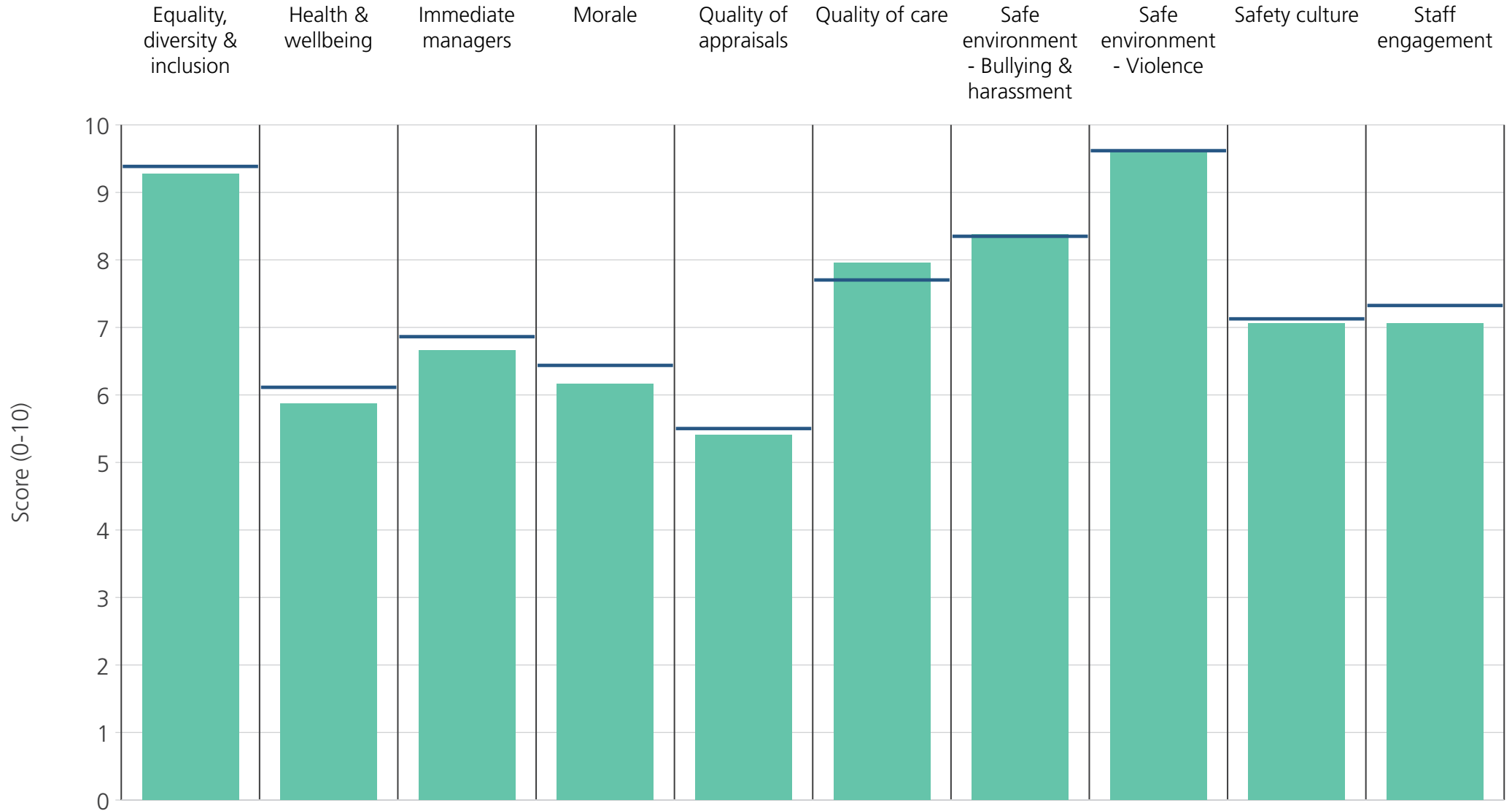
! Note: when there are less than 11 responses in a group, results are suppressed to protect staff confidentiality

Directorates 1

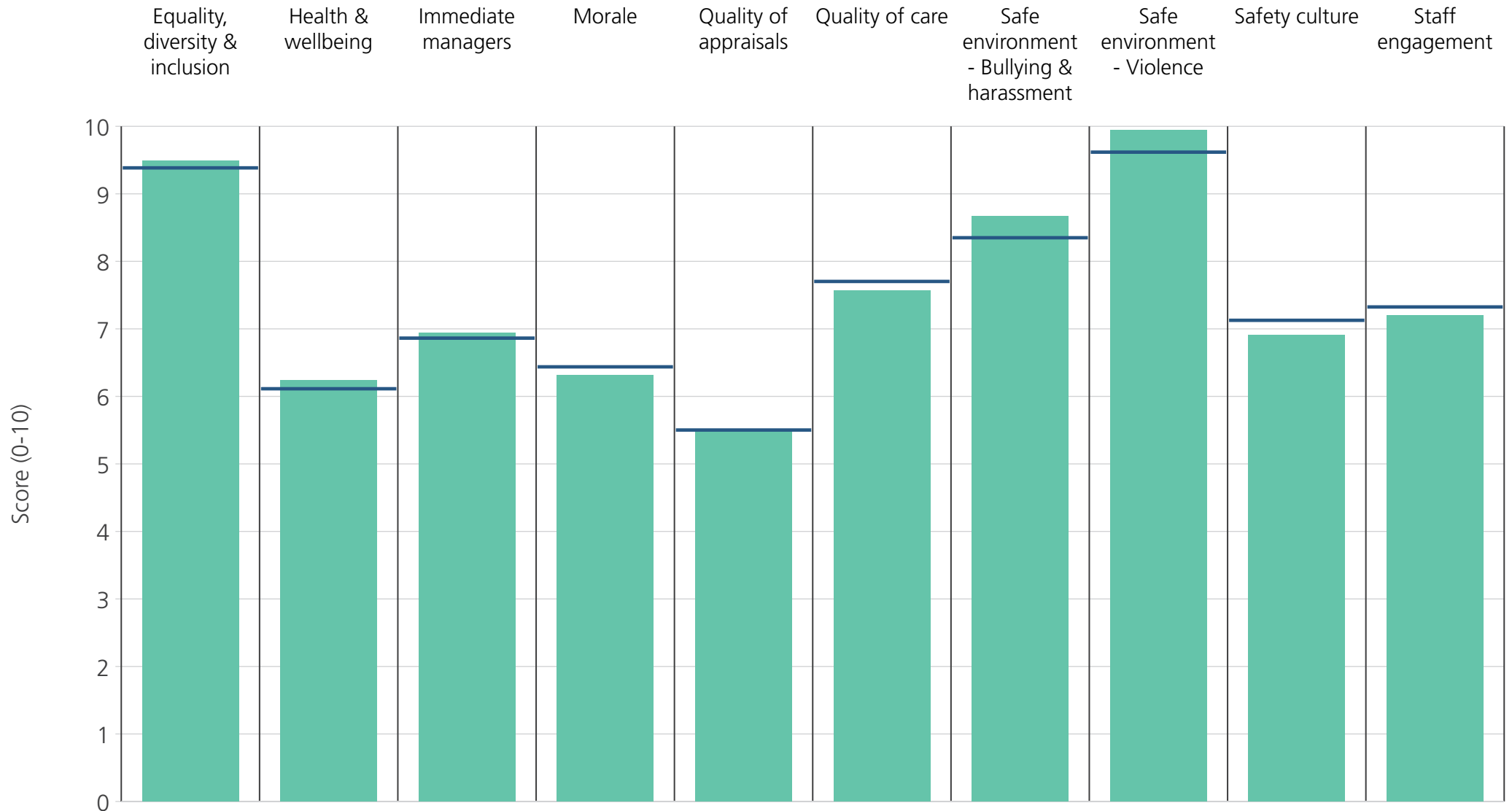
The Newcastle upon Tyne Hospitals NHS Foundation Trust
2018 NHS Staff Survey Results



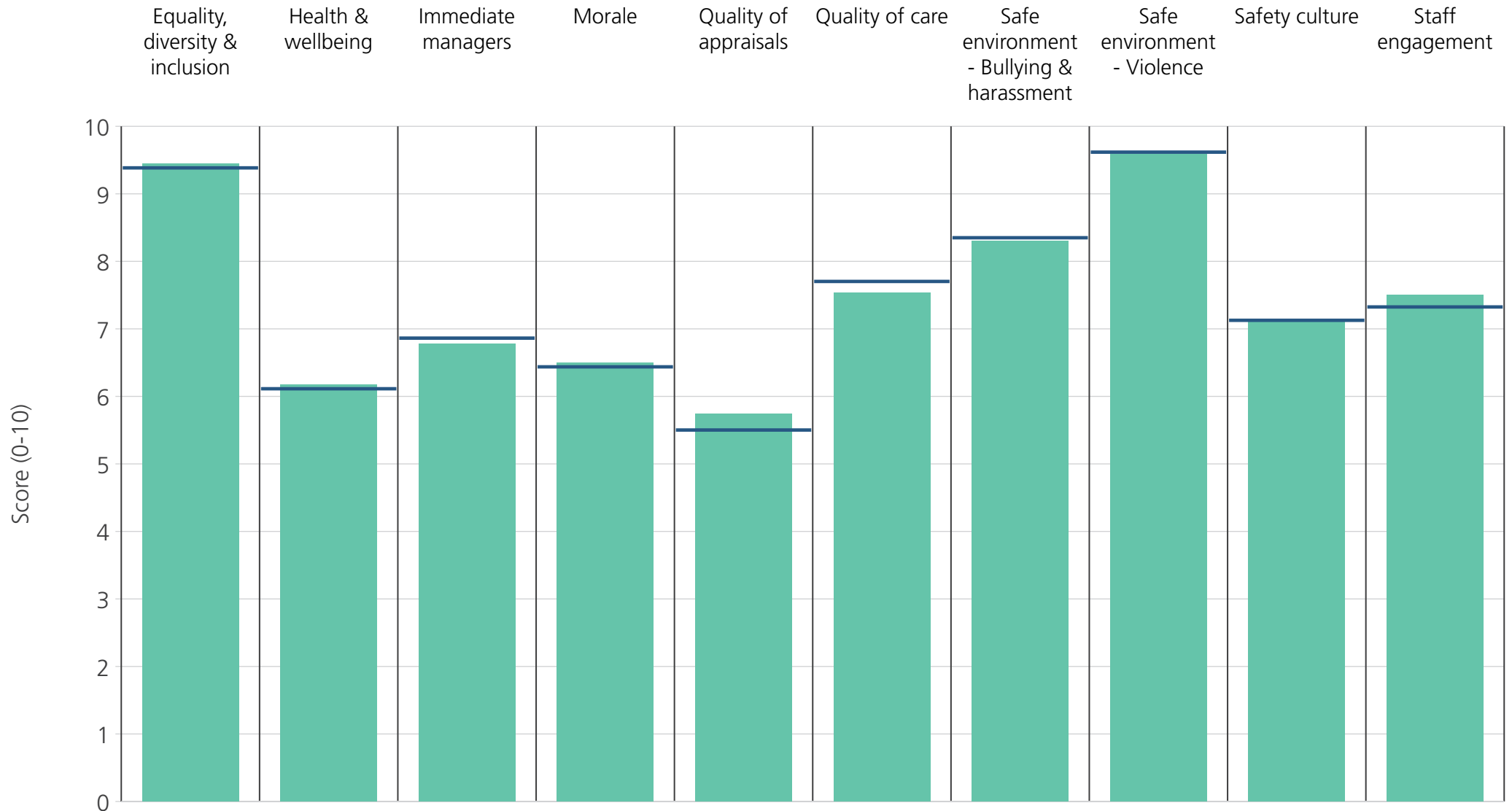
Directorate	9.3	6.1	7.0	6.3	5.5	7.3	8.7	9.8	7.2	7.1
Your org	9.4	6.1	6.9	6.4	5.5	7.7	8.3	9.6	7.1	7.3
Responses	343	346	346	339	285	343	344	345	343	350



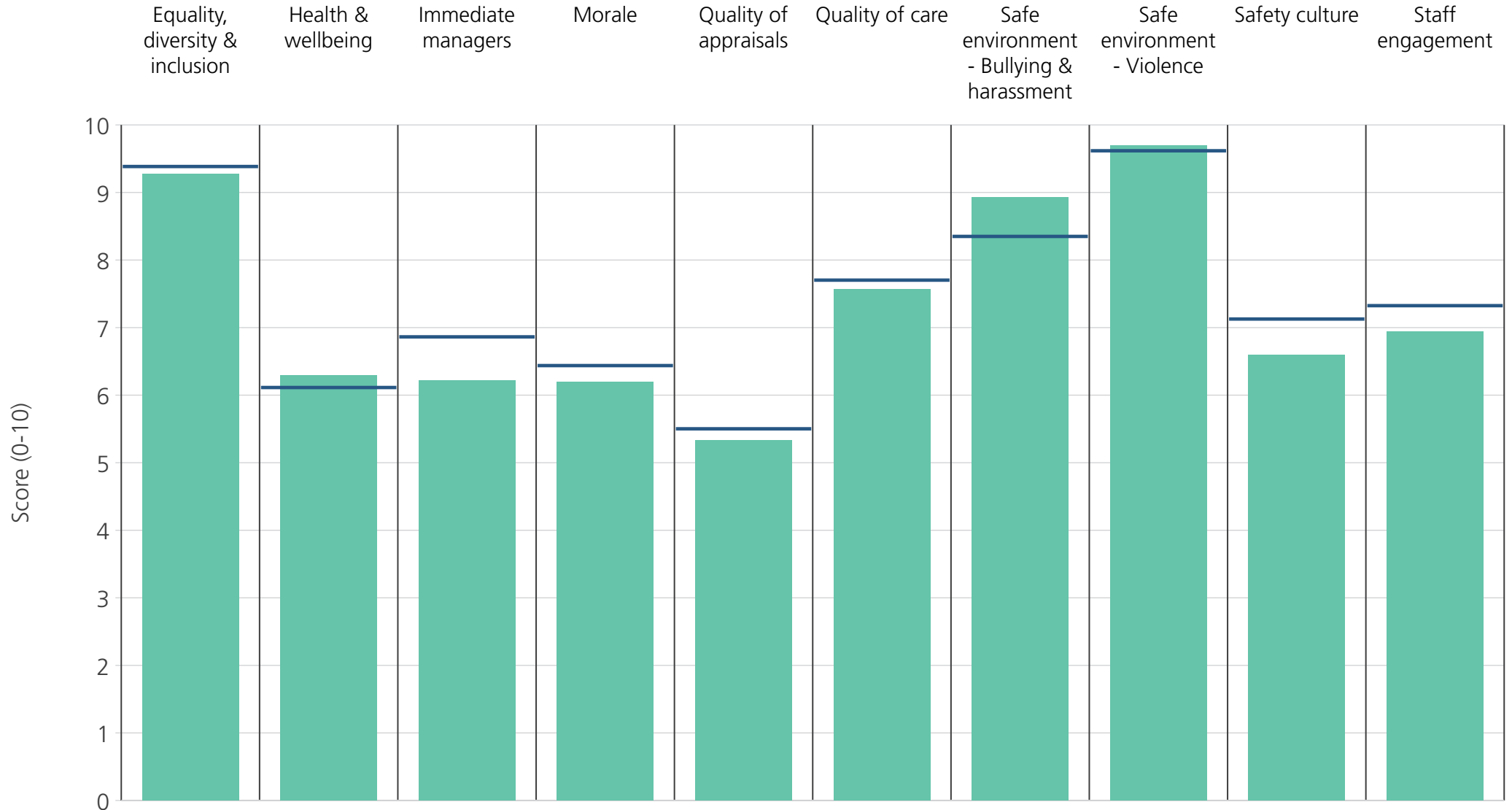
Directorate	9.3	5.9	6.7	6.2	5.4	8.0	8.4	9.6	7.1	7.1
Your org	9.4	6.1	6.9	6.4	5.5	7.7	8.3	9.6	7.1	7.3
Responses	1018	1025	1026	1006	833	952	1010	1004	1016	1039



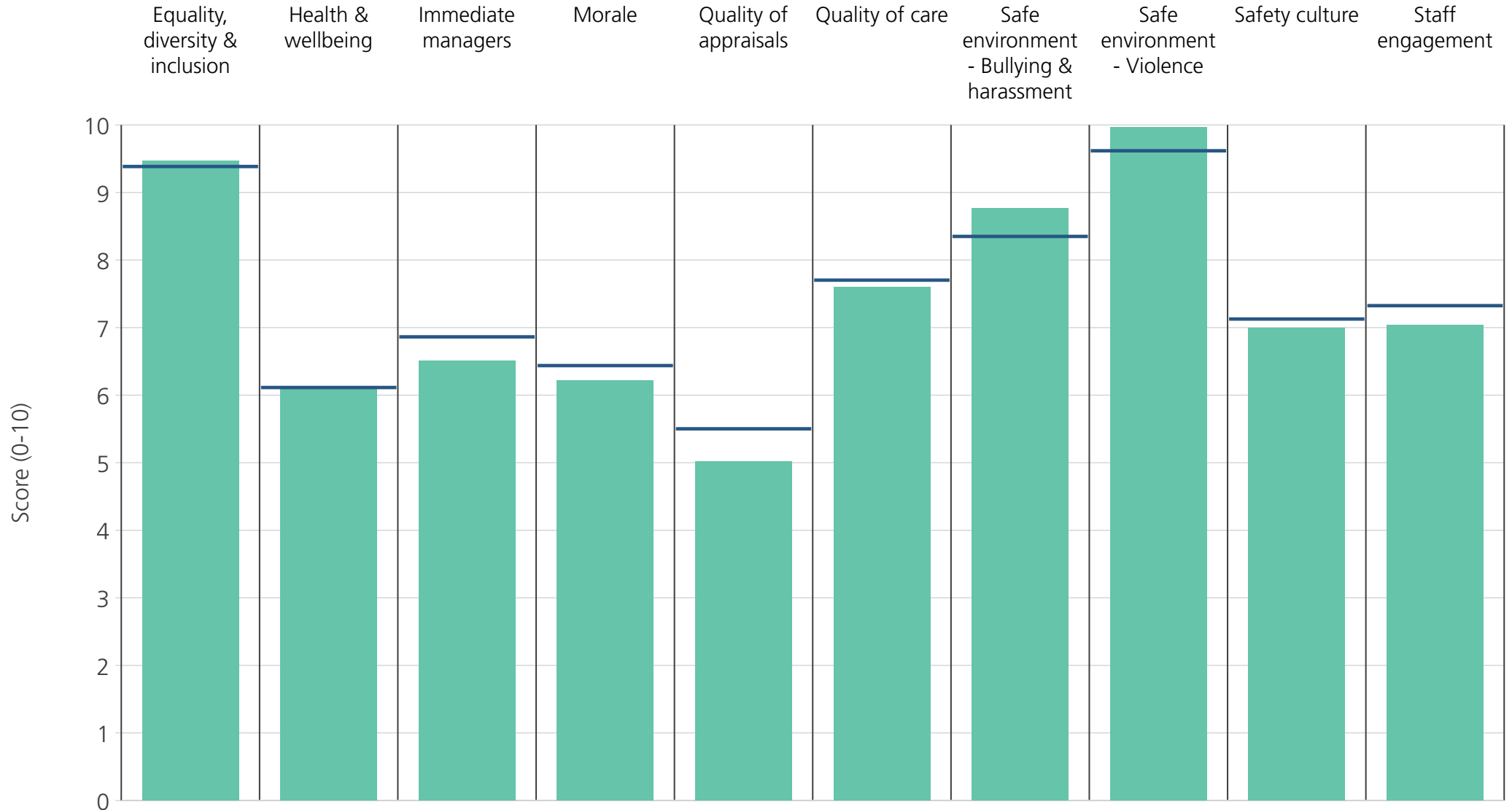
Directorate	9.5	6.2	6.9	6.3	5.5	7.6	8.7	9.9	6.9	7.2
Your org	9.4	6.1	6.9	6.4	5.5	7.7	8.3	9.6	7.1	7.3
Responses	1513	1520	1532	1515	1313	1007	1513	1518	1520	1538



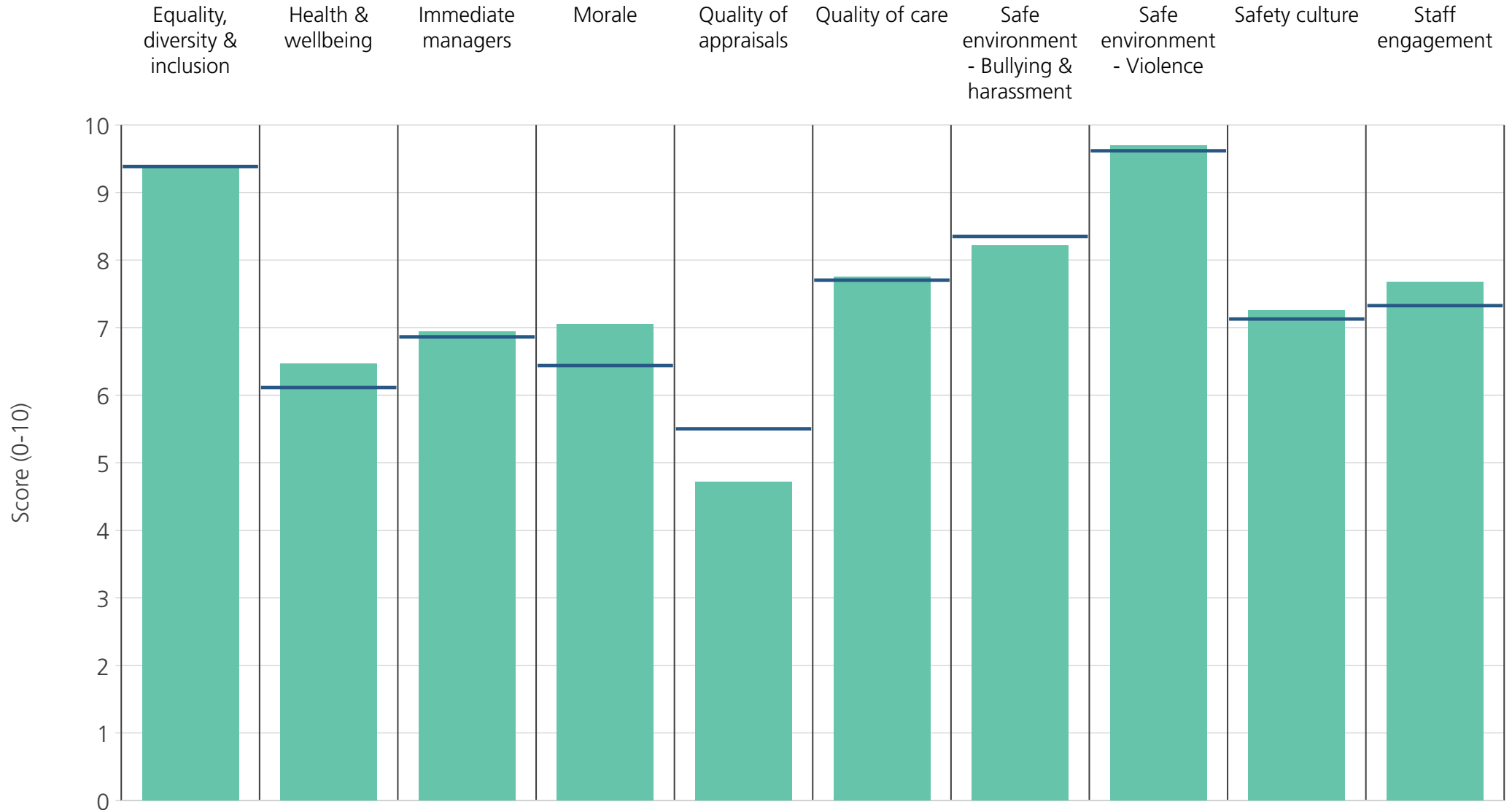
Directorate	9.5	6.2	6.8	6.5	5.7	7.5	8.3	9.6	7.1	7.5
Your org	9.4	6.1	6.9	6.4	5.5	7.7	8.3	9.6	7.1	7.3
Responses	410	411	414	413	382	415	414	413	415	418



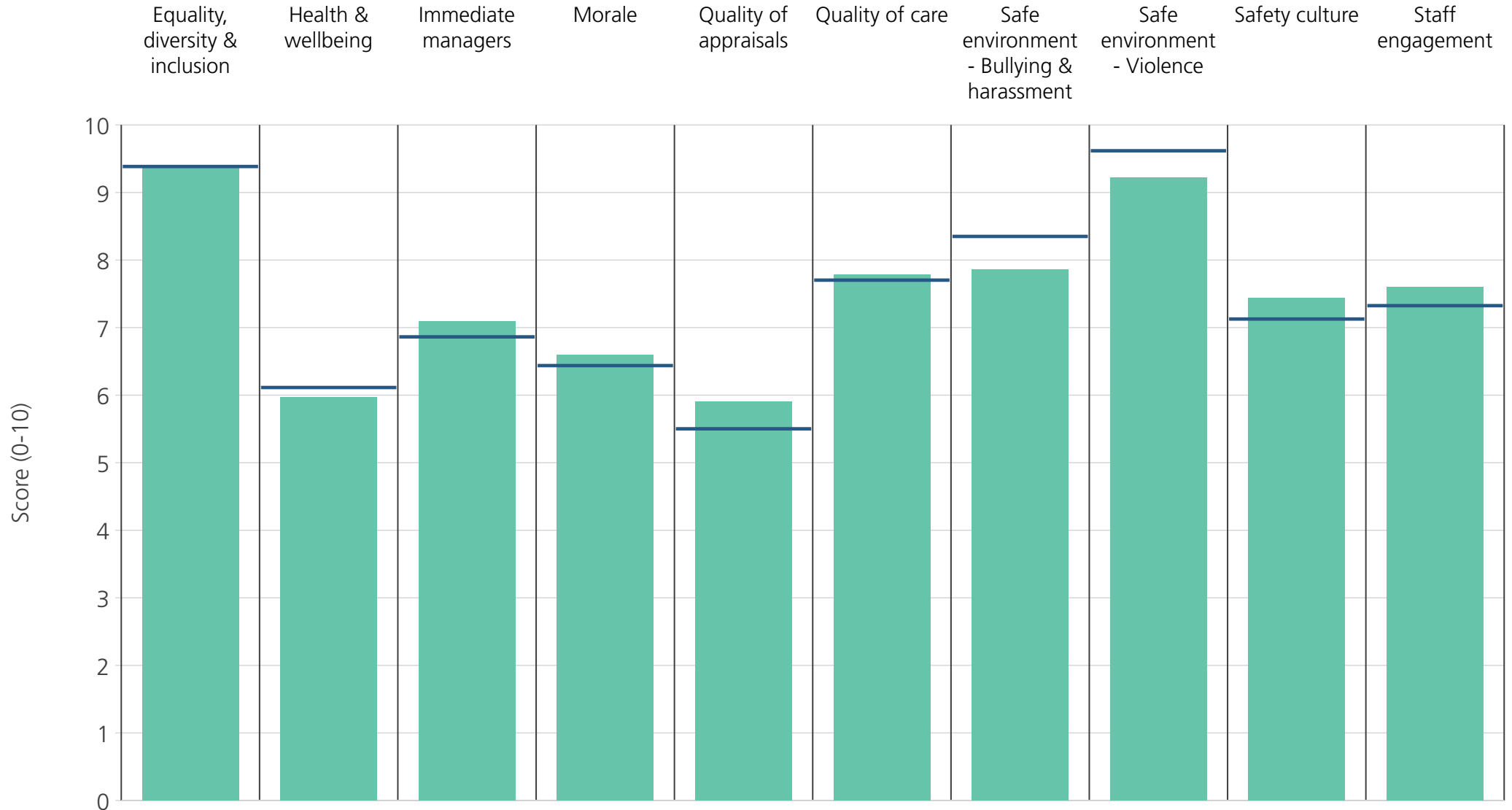
Directorate	9.3	6.3	6.2	6.2	5.3	7.6	8.9	9.7	6.6	6.9
Your org	9.4	6.1	6.9	6.4	5.5	7.7	8.3	9.6	7.1	7.3
Responses	379	385	388	382	333	267	384	382	384	386



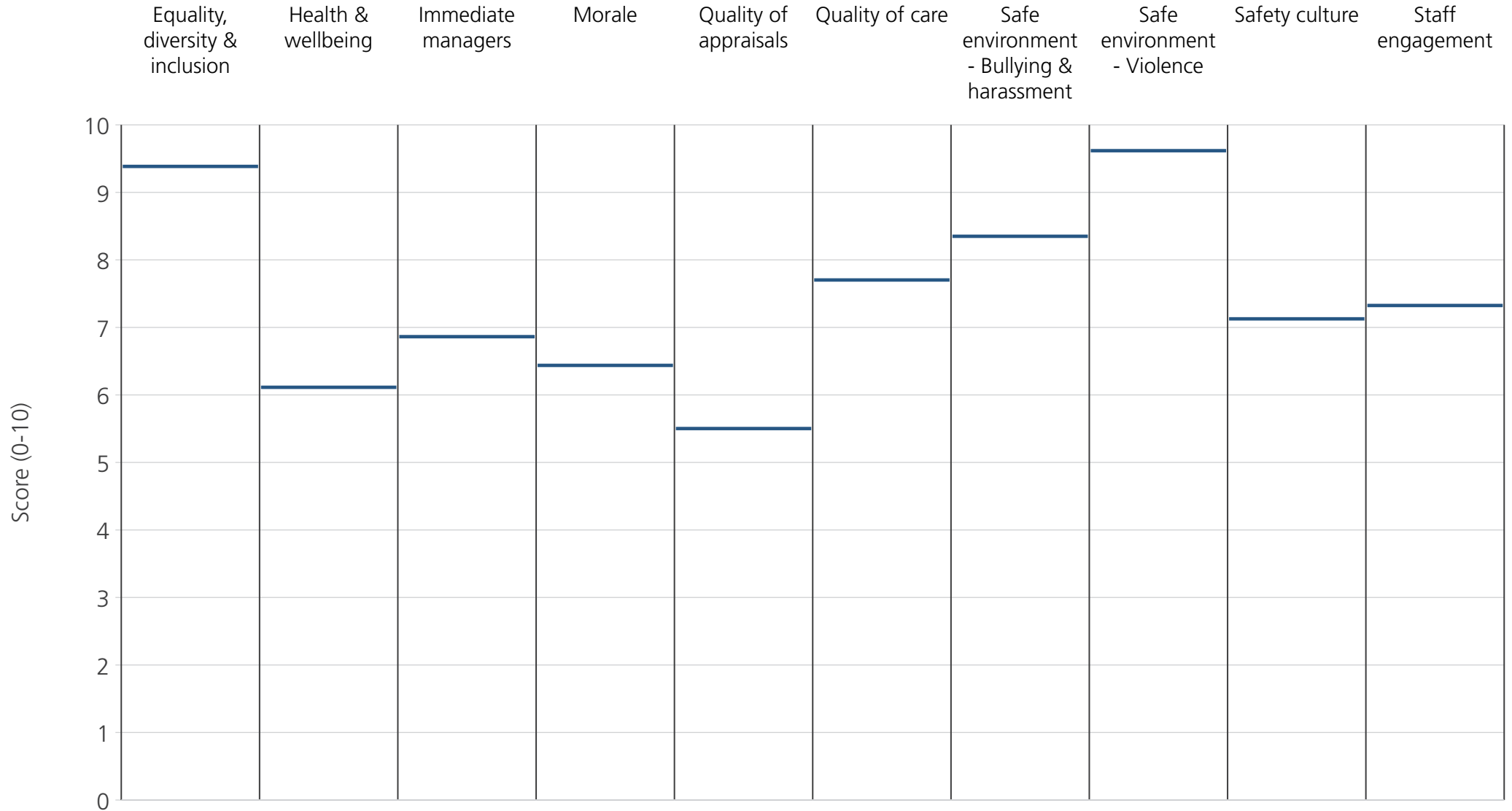
Directorate	9.5	6.1	6.5	6.2	5.0	7.6	8.8	10.0	7.0	7.0
Your org	9.4	6.1	6.9	6.4	5.5	7.7	8.3	9.6	7.1	7.3
Responses	376	380	380	377	347	362	379	379	379	384



Directorate	9.4	6.5	6.9	7.1	4.7	7.7	8.2	9.7	7.3	7.7
Your org	9.4	6.1	6.9	6.4	5.5	7.7	8.3	9.6	7.1	7.3
Responses	624	627	627	619	556	629	626	624	624	630



Directorate	9.4	6.0	7.1	6.6	5.9	7.8	7.9	9.2	7.4	7.6
Your org	9.4	6.1	6.9	6.4	5.5	7.7	8.3	9.6	7.1	7.3
Responses	1856	1871	1875	1838	1647	1867	1862	1860	1861	1895



Directorate	9.4	6.1	6.9	6.4	5.5	7.7	8.3	9.6	7.1	7.3
Your org										
Responses	2	2	2	2	1	2	2	2	2	2