

# Northumbria Healthcare NHS Foundation Trust

2018 NHS Staff Survey

**Directorate Report**

**Contents**

Introduction . . . . .	3
Themes – Directorates 1 . . . . .	4
MED Emergency Care and Medicine Business Unit . . . . .	5
COM Community Business Unit . . . . .	6
SUR Emergency Surgery & Elective Care Business Unit . . . . .	7
COR Corporate Services . . . . .	8
CLI Clinical Support . . . . .	9
CHI Child Health Directorate . . . . .	10
Themes – Directorates 2 . . . . .	11
Community . . . . .	12
North Tyneside General Hospital . . . . .	13
Wansbeck . . . . .	14
The Northumbria . . . . .	15
Cobalt . . . . .	16
Hexham . . . . .	17
Local Hospitals & AHPs . . . . .	18
Maternity . . . . .	19
Pathology . . . . .	20
Other . . . . .	21
Pharmacy . . . . .	22
Radiology . . . . .	23
Obstetrics & Gynaecology . . . . .	24

This directorate report for Northumbria Healthcare NHS Foundation Trust contains results by directorate for themes from the 2018 NHS Staff Survey. These results are compared to the unweighted average for your organisation.

**Please note:** It is possible that there are differences between the 'Your org' scores reported in this directorate report and those in the benchmark report. This is because the results in the benchmark report are weighted to allow for fair comparisons between organisations of a similar type. However, in this report comparisons are made within your organisation so the unweighted organisation result is a more appropriate point of comparison.

The directorate breakdowns used in this report were provided and defined by Northumbria Healthcare NHS Foundation Trust. Details of how the theme scores were calculated are included in the Technical Document, available to download from our [results website](#).

## Key features

Breakdown type and **directorate name** are specified in the header. Black text in the header is hyperlinked: clicking on '2018 NHS Staff Survey Results' navigates back to the contents page.

Directorate results are presented in the context of the (unweighted) **organisation average ('Your org')**, so it is easy to tell if a directorate is performing better or worse than the organisation average. For all themes, a higher score is a better result than a lower score.

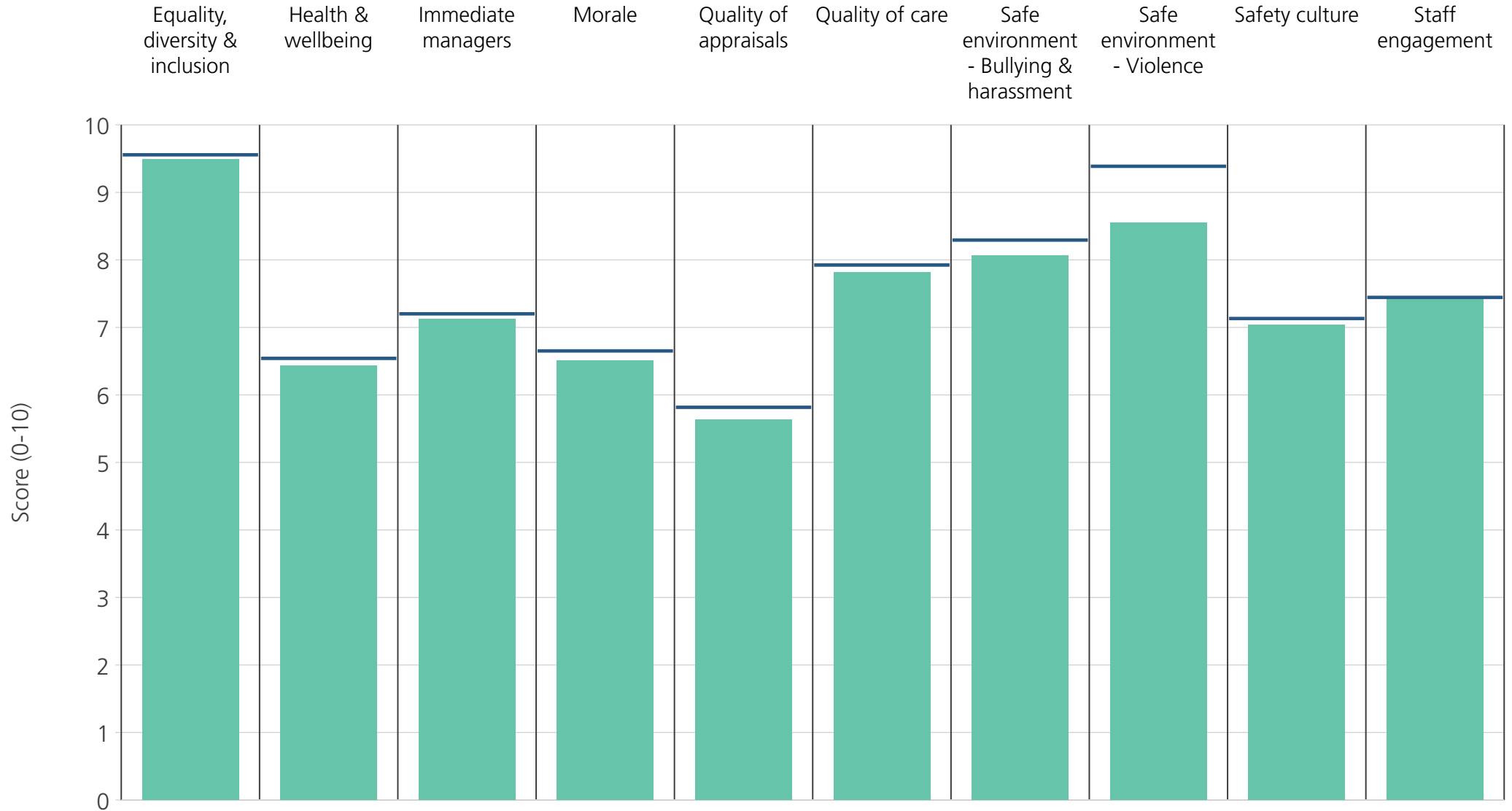
The **number of responses** feeding into each theme score **for the given directorate** is specified below the table containing the directorate and trust scores.



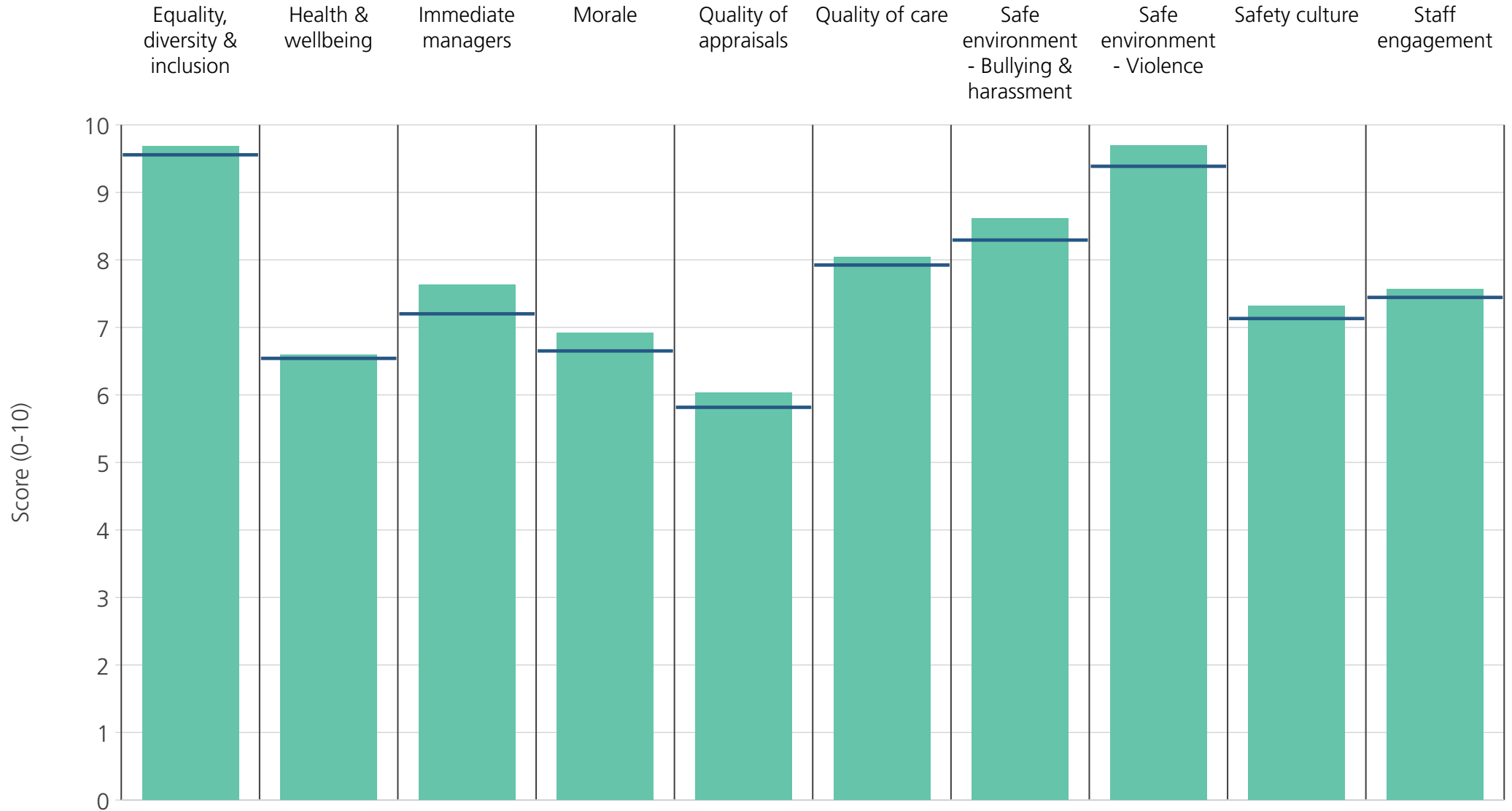
**! Note:** when there are less than 11 responses in a group, results are suppressed to protect staff confidentiality

# Directorates 1

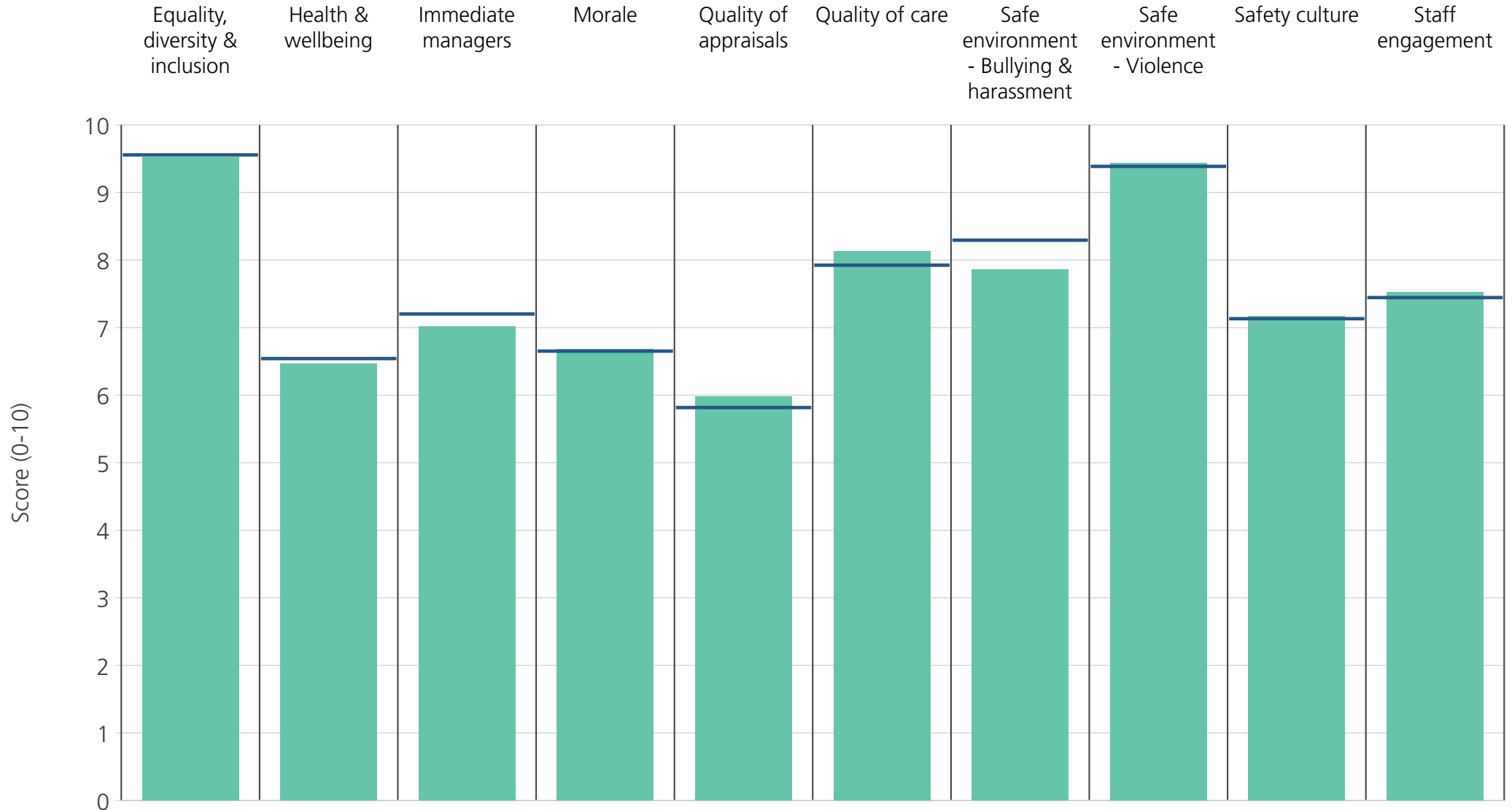
Northumbria Healthcare NHS Foundation Trust  
2018 NHS Staff Survey Results



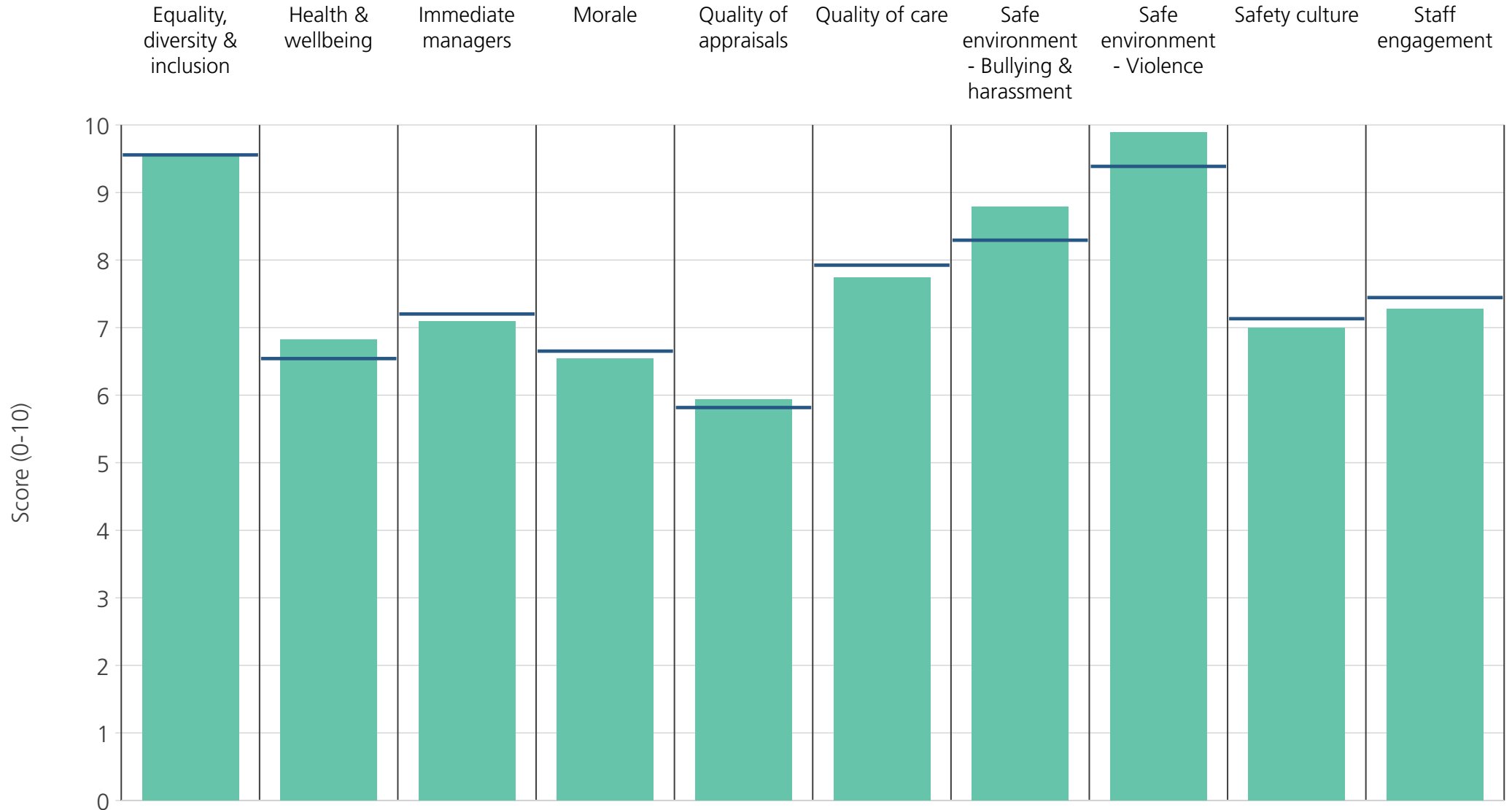
<b>Directorate</b>	9.5	6.4	7.1	6.5	5.6	7.8	8.1	8.6	7.0	7.4
<b>Your org</b>	9.6	6.5	7.2	6.7	5.8	7.9	8.3	9.4	7.1	7.4
<b>Responses</b>	222	222	222	222	204	212	221	221	221	222



<b>Directorate</b>	9.7	6.6	7.6	6.9	6.0	8.0	8.6	9.7	7.3	7.6
<b>Your org</b>	9.6	6.5	7.2	6.7	5.8	7.9	8.3	9.4	7.1	7.4
<b>Responses</b>	206	205	207	206	199	191	204	204	204	206

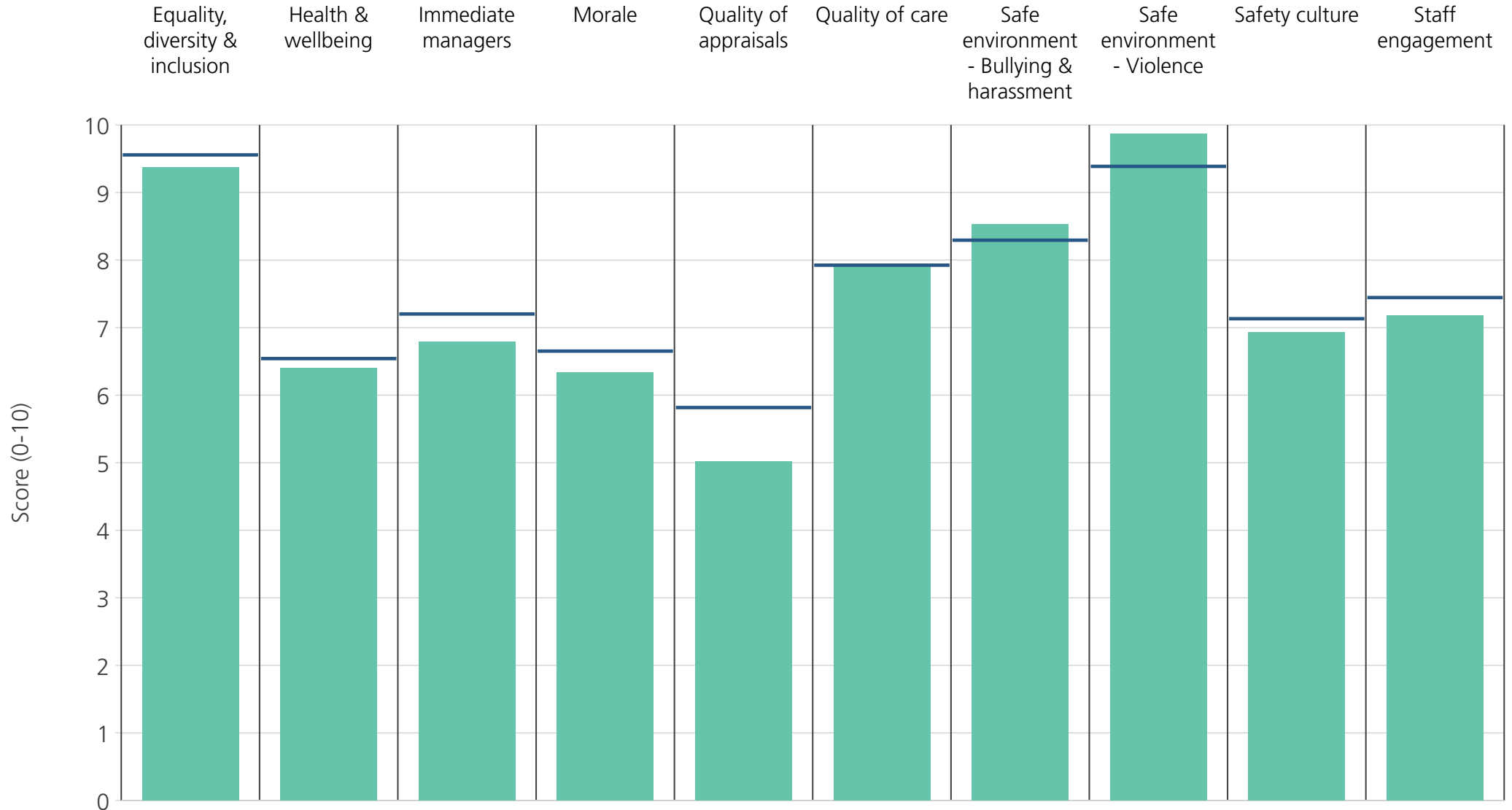


<b>Directorate</b>	9.5	6.5	7.0	6.7	6.0	8.1	7.9	9.4	7.2	7.5
<b>Your org</b>	9.6	6.5	7.2	6.7	5.8	7.9	8.3	9.4	7.1	7.4
<b>Responses</b>	217	216	217	216	195	212	216	216	217	218

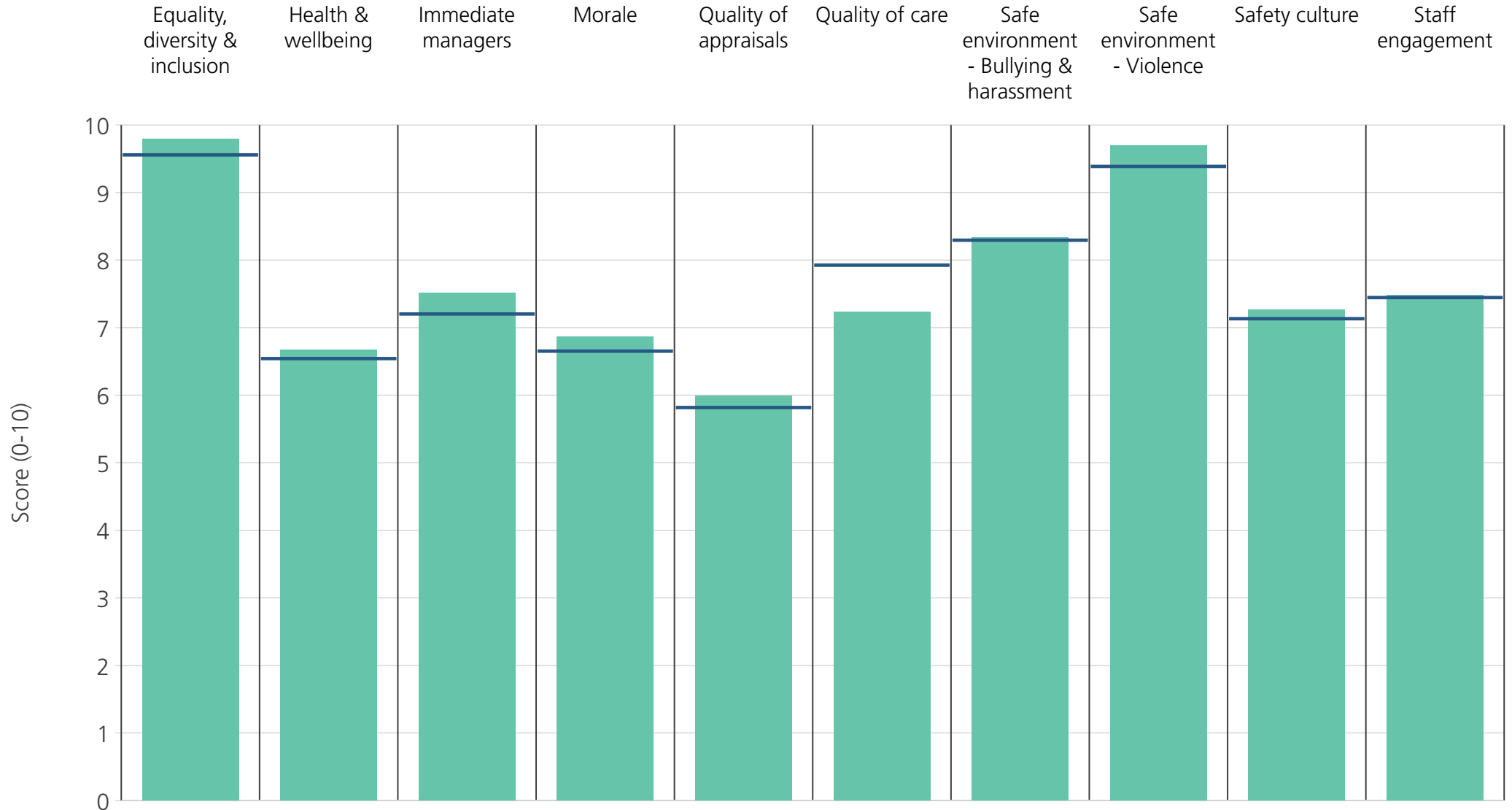


<b>Directorate</b>	9.6	6.8	7.1	6.5	5.9	7.7	8.8	9.9	7.0	7.3
<b>Your org</b>	9.6	6.5	7.2	6.7	5.8	7.9	8.3	9.4	7.1	7.4
<b>Responses</b>	120	121	121	120	106	67	121	121	118	121





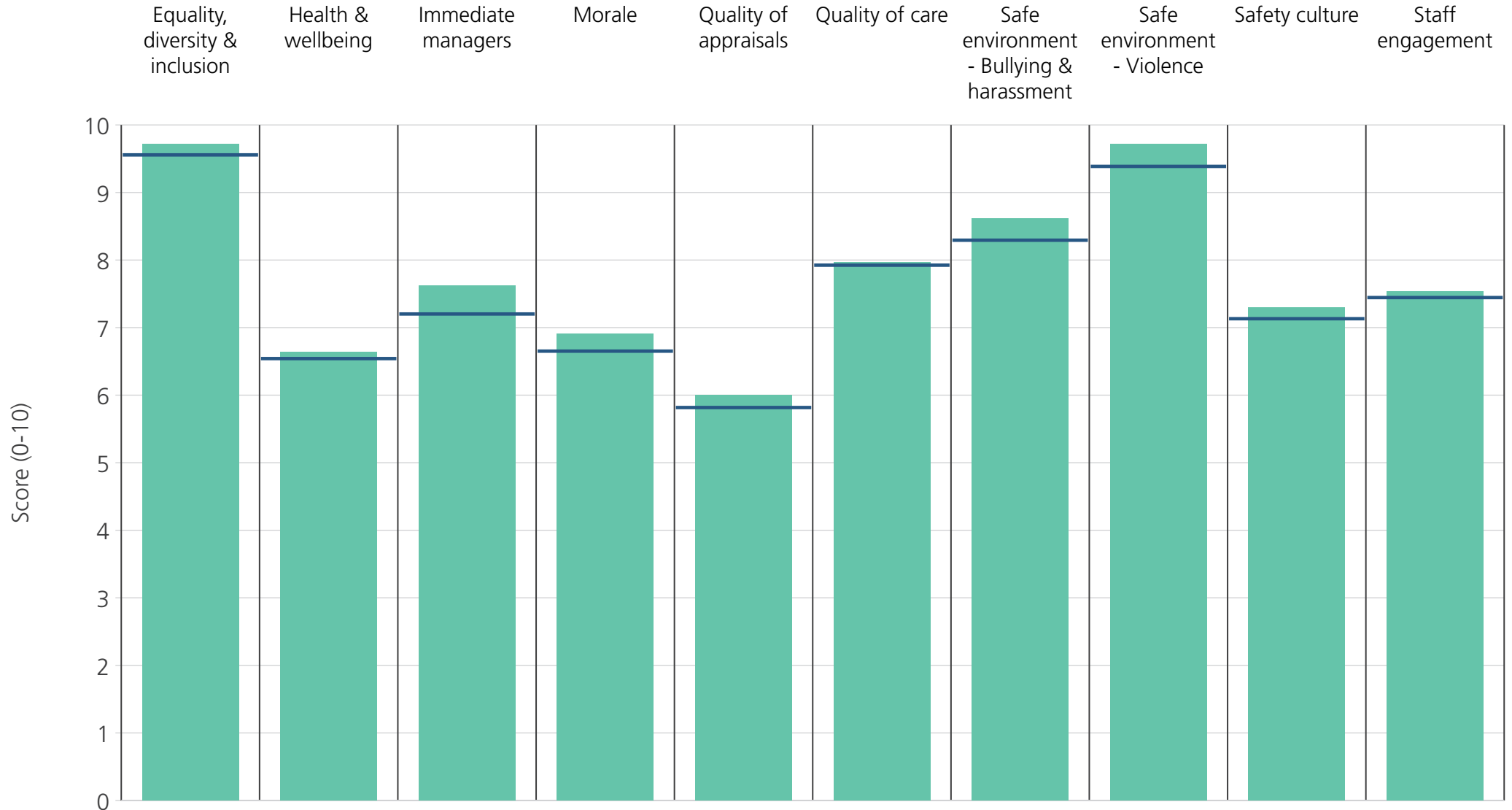
<b>Directorate</b>	9.4	6.4	6.8	6.3	5.0	7.9	8.5	9.9	6.9	7.2
<b>Your org</b>	9.6	6.5	7.2	6.7	5.8	7.9	8.3	9.4	7.1	7.4
<b>Responses</b>	77	77	76	77	71	71	77	77	77	77



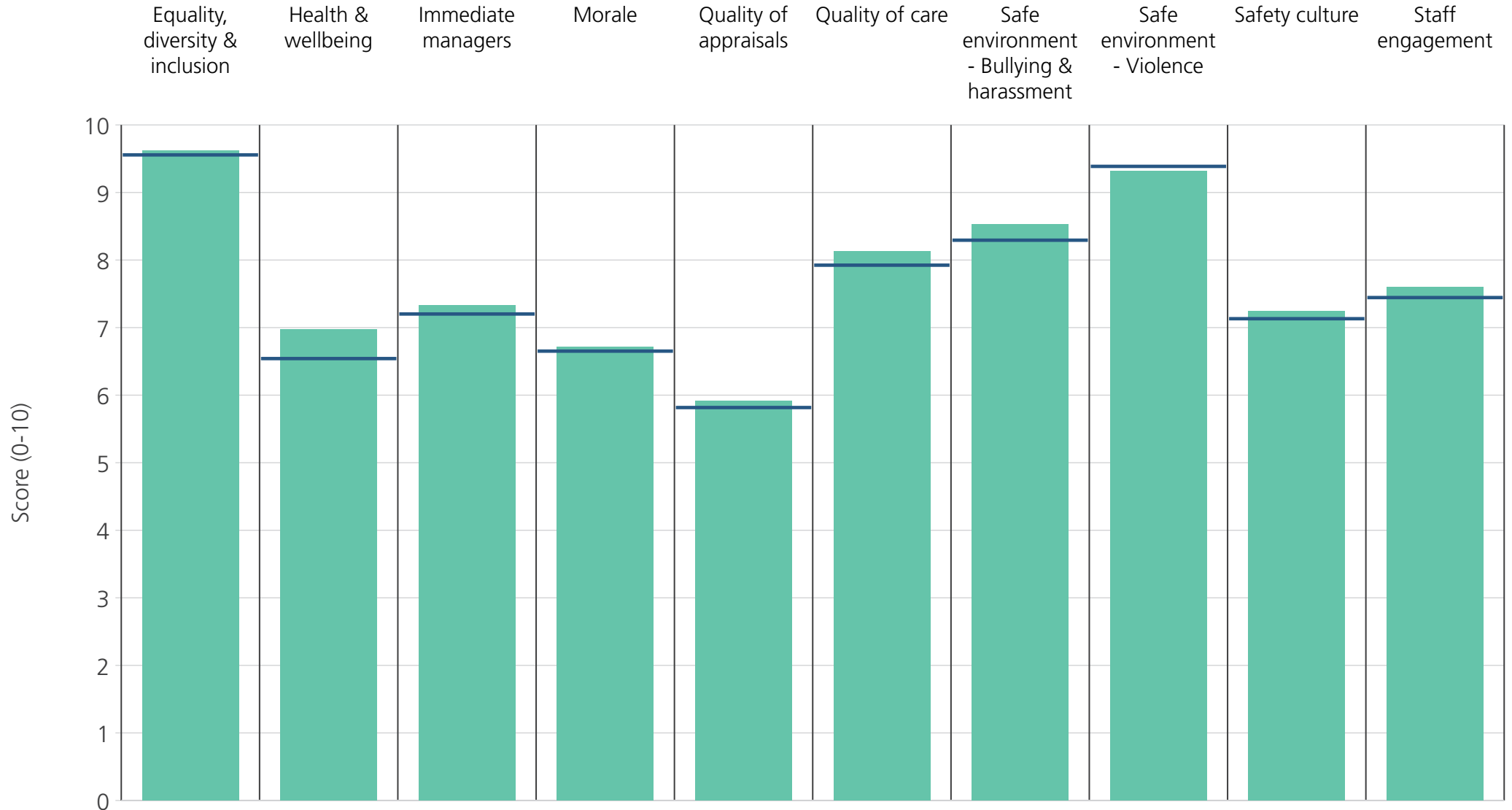
<b>Directorate</b>	9.8	6.7	7.5	6.9	6.0	7.2	8.3	9.7	7.3	7.5
<b>Your org</b>	9.6	6.5	7.2	6.7	5.8	7.9	8.3	9.4	7.1	7.4
<b>Responses</b>	43	44	43	44	43	44	44	44	44	44

# Directorates 2

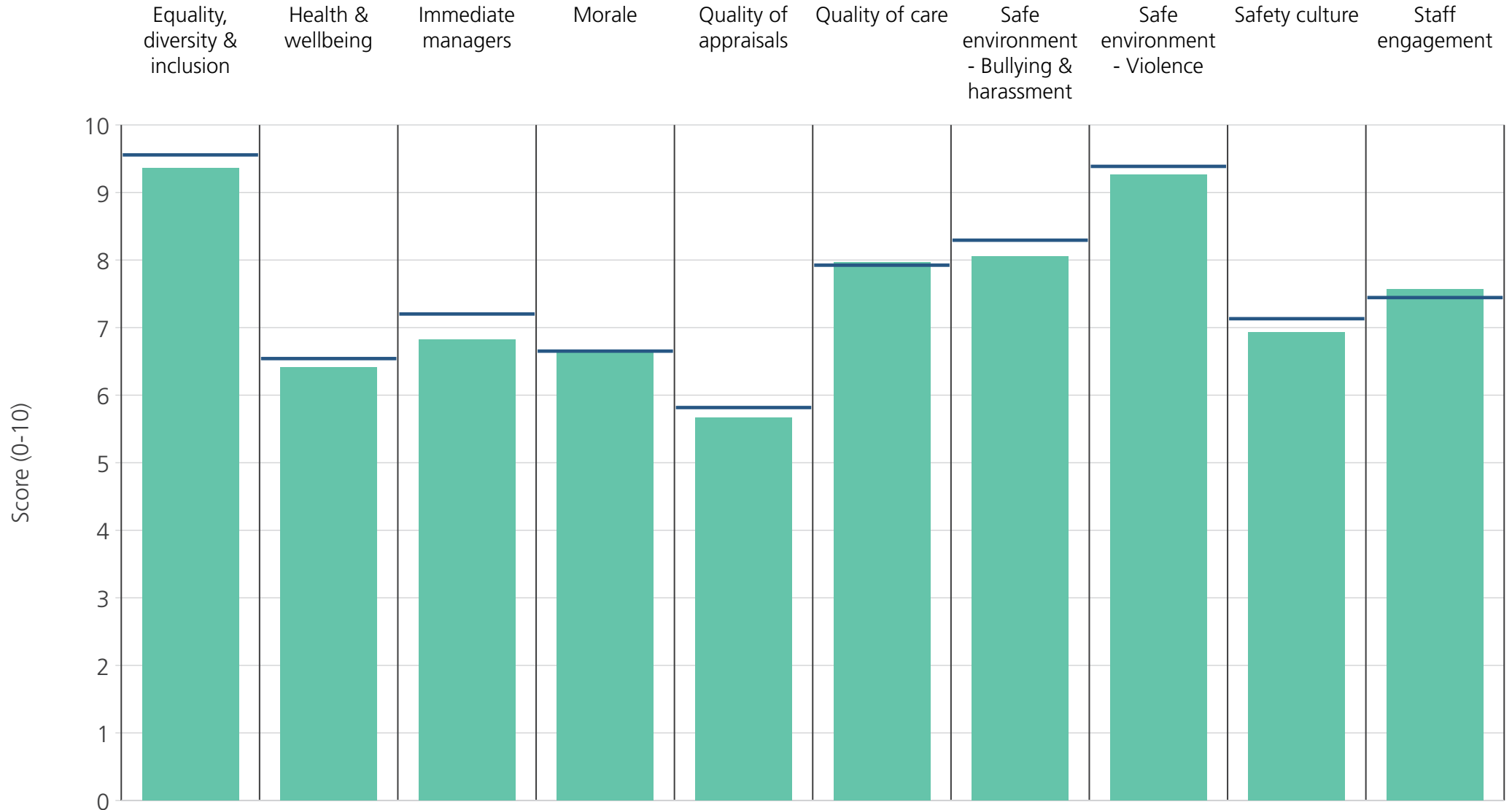
Northumbria Healthcare NHS Foundation Trust  
2018 NHS Staff Survey Results



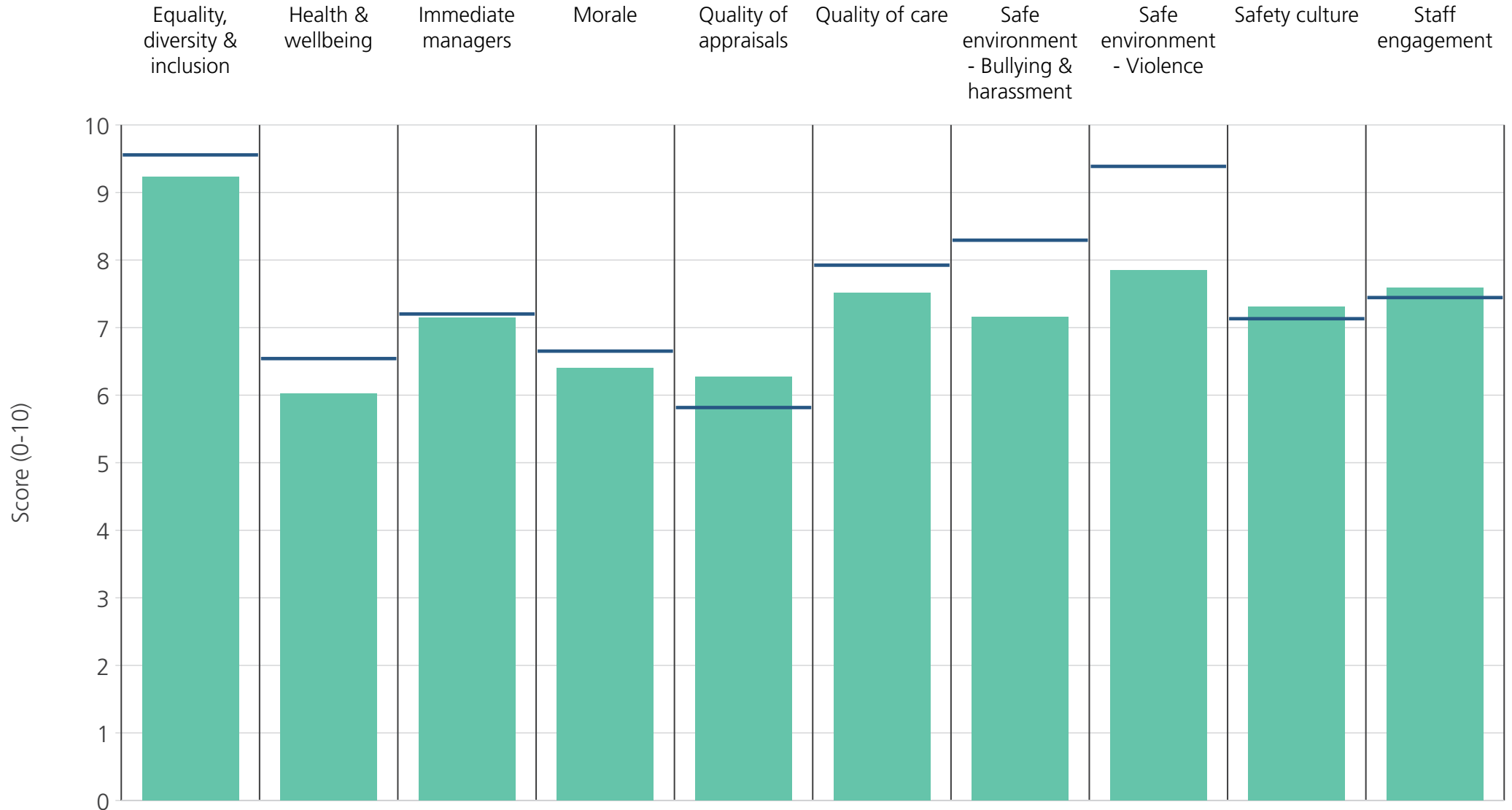
<b>Directorate</b>	9.7	6.6	7.6	6.9	6.0	8.0	8.6	9.7	7.3	7.5
<b>Your org</b>	9.6	6.5	7.2	6.7	5.8	7.9	8.3	9.4	7.1	7.4
<b>Responses</b>	235	234	236	235	228	220	233	233	233	235



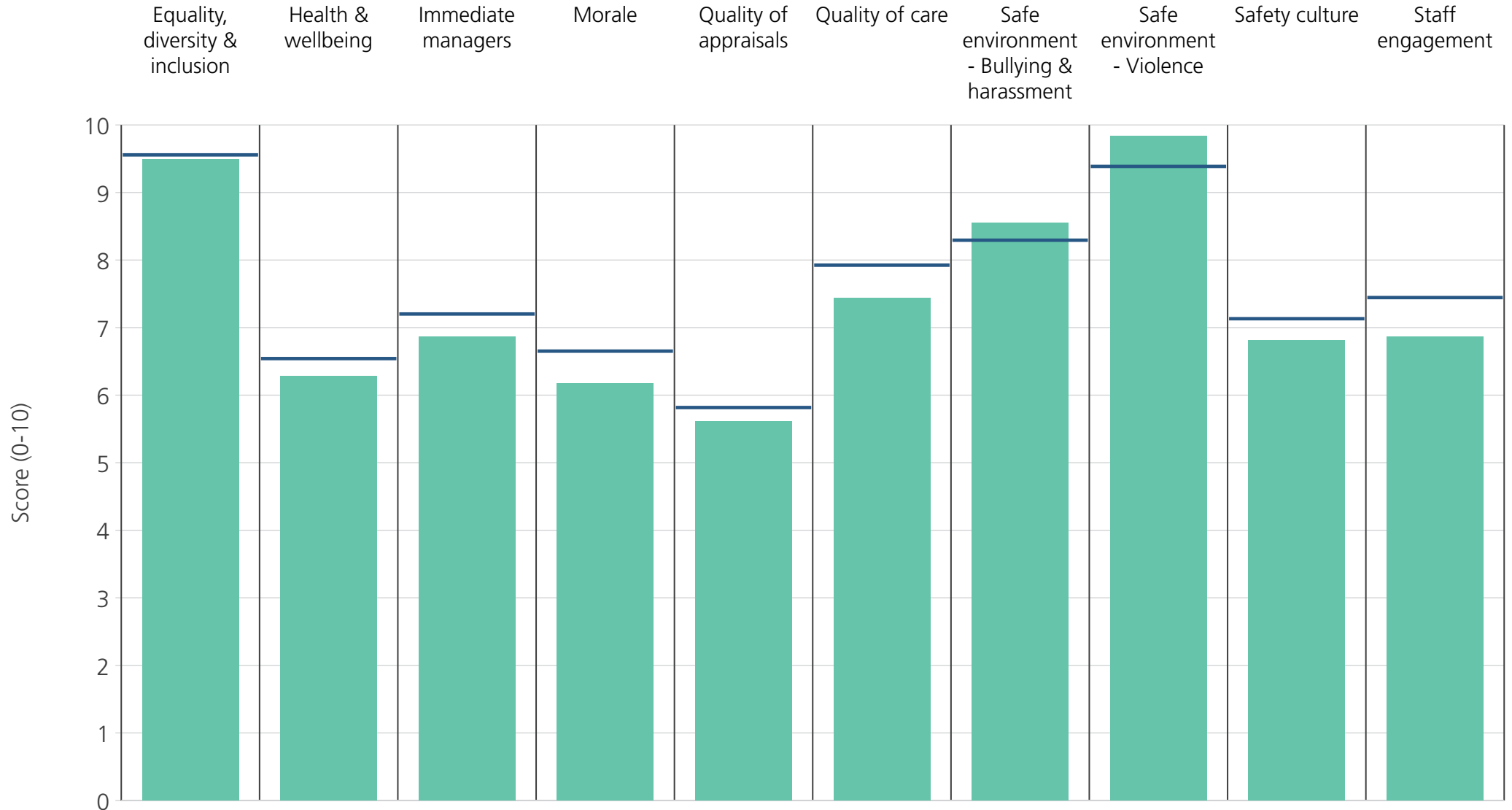
<b>Directorate</b>	9.6	7.0	7.3	6.7	5.9	8.1	8.5	9.3	7.2	7.6
<b>Your org</b>	9.6	6.5	7.2	6.7	5.8	7.9	8.3	9.4	7.1	7.4
<b>Responses</b>	166	168	168	168	154	144	167	167	165	168



Directorate	9.4	6.4	6.8	6.7	5.7	8.0	8.1	9.3	6.9	7.6
Your org	9.6	6.5	7.2	6.7	5.8	7.9	8.3	9.4	7.1	7.4
Responses	113	112	114	113	100	104	114	113	114	114

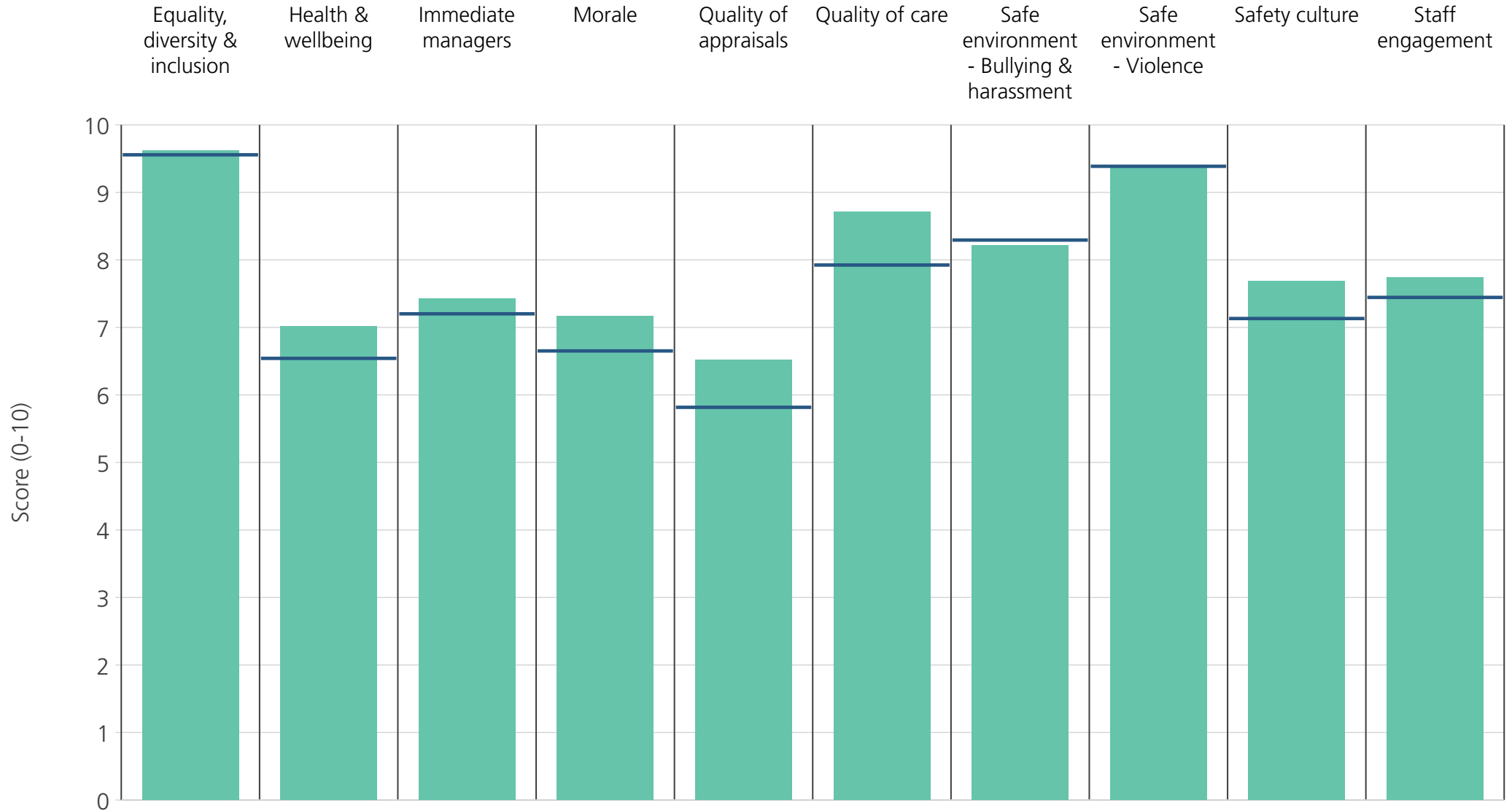


<b>Directorate</b>	9.2	6.0	7.1	6.4	6.3	7.5	7.2	7.8	7.3	7.6
<b>Your org</b>	9.6	6.5	7.2	6.7	5.8	7.9	8.3	9.4	7.1	7.4
<b>Responses</b>	83	83	82	83	75	81	82	82	83	83

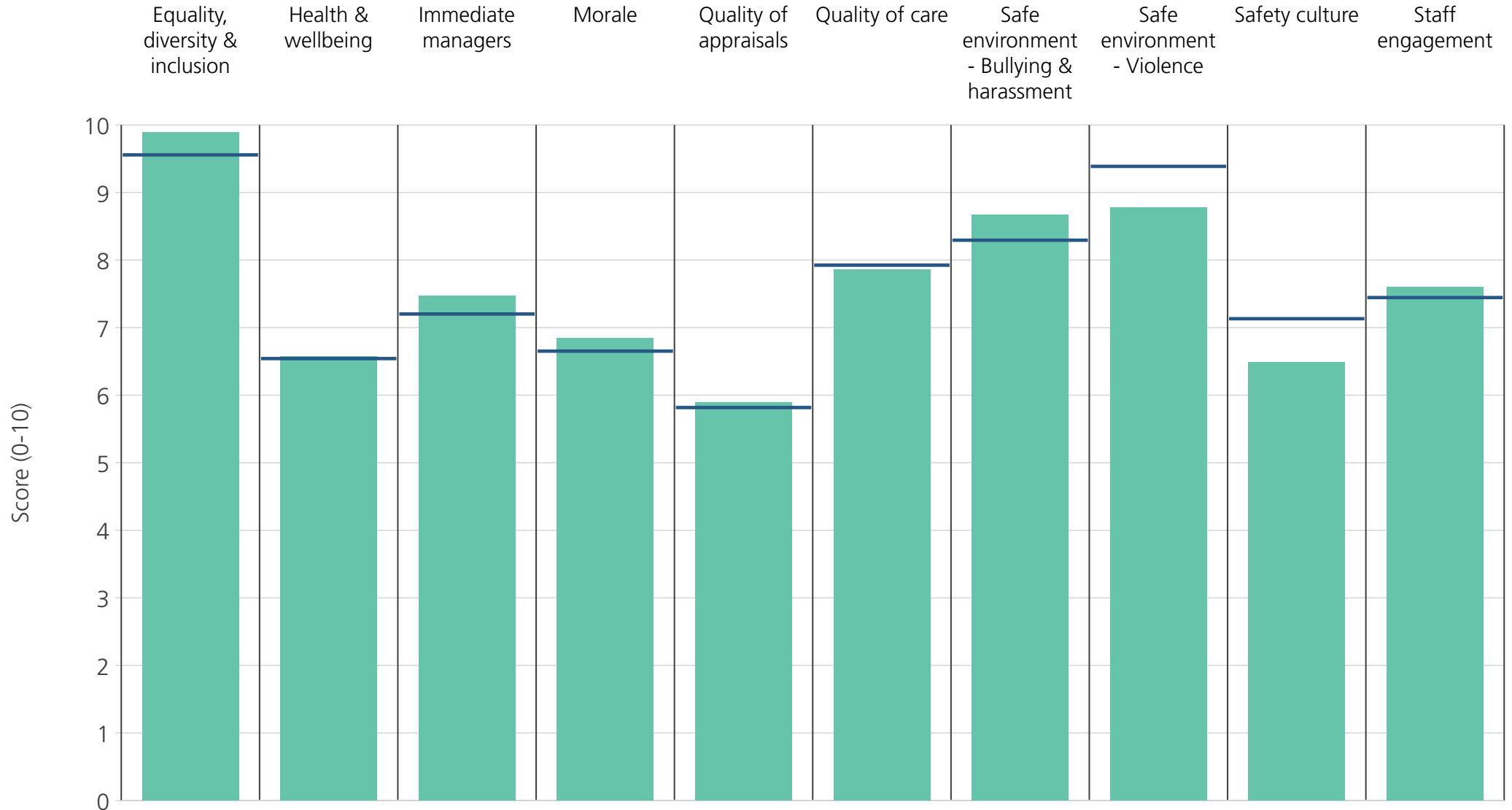


<b>Directorate</b>	9.5	6.3	6.9	6.2	5.6	7.4	8.6	9.8	6.8	6.9
<b>Your org</b>	9.6	6.5	7.2	6.7	5.8	7.9	8.3	9.4	7.1	7.4
<b>Responses</b>	83	83	83	82	70	51	83	83	83	83

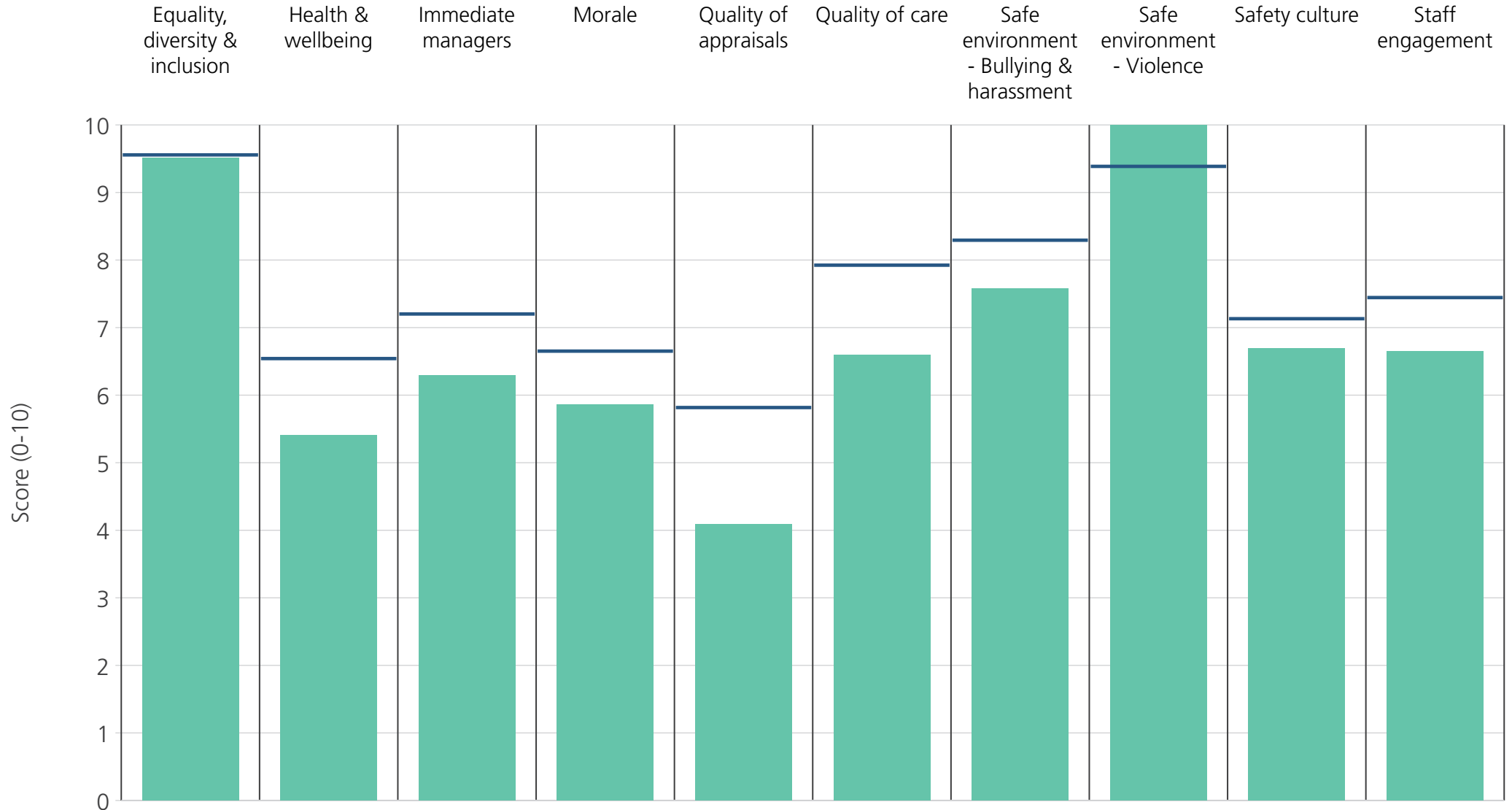




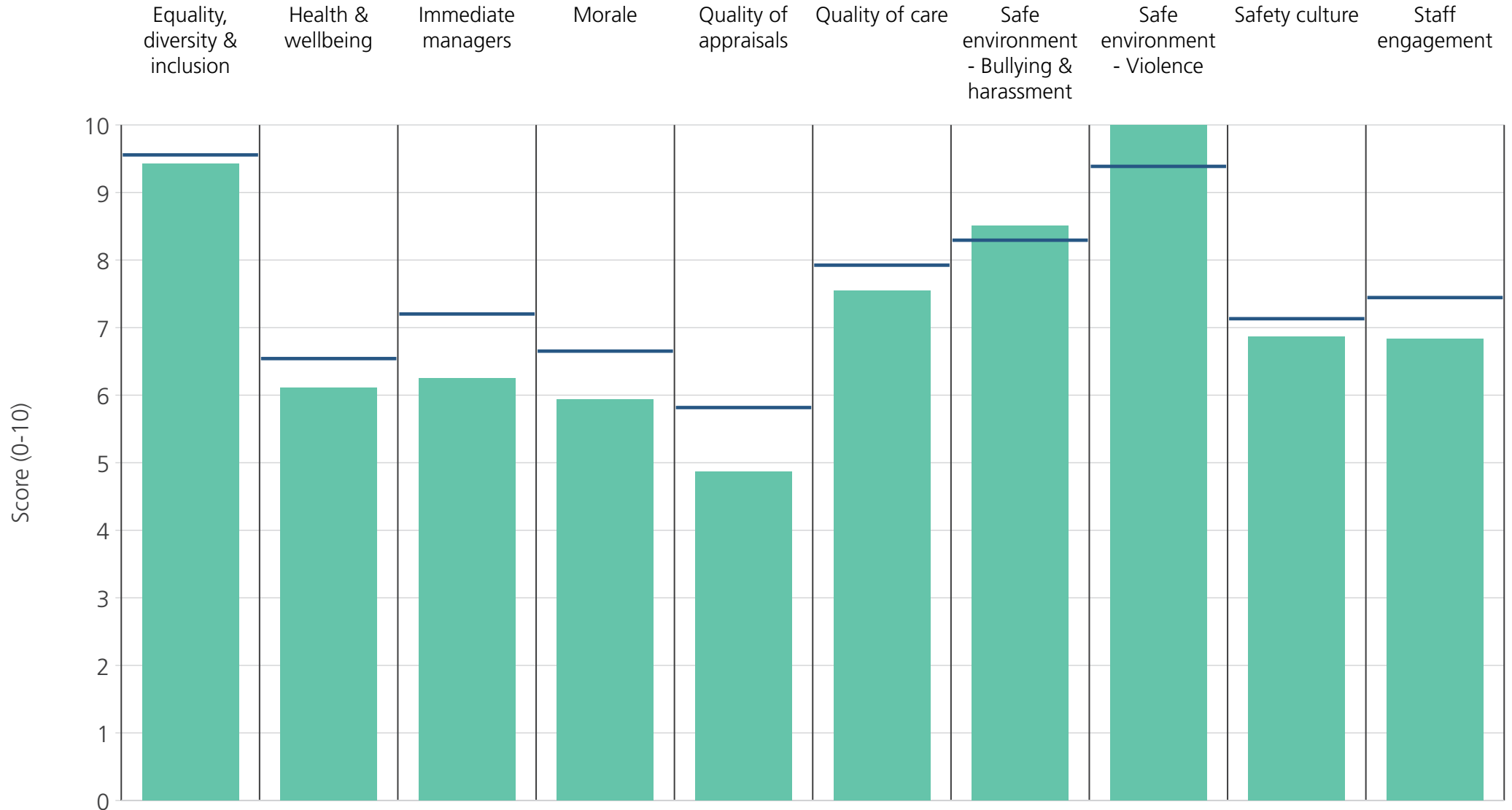
<b>Directorate</b>	9.6	7.0	7.4	7.2	6.5	8.7	8.2	9.4	7.7	7.7
<b>Your org</b>	9.6	6.5	7.2	6.7	5.8	7.9	8.3	9.4	7.1	7.4
<b>Responses</b>	57	57	56	57	55	57	56	57	57	57



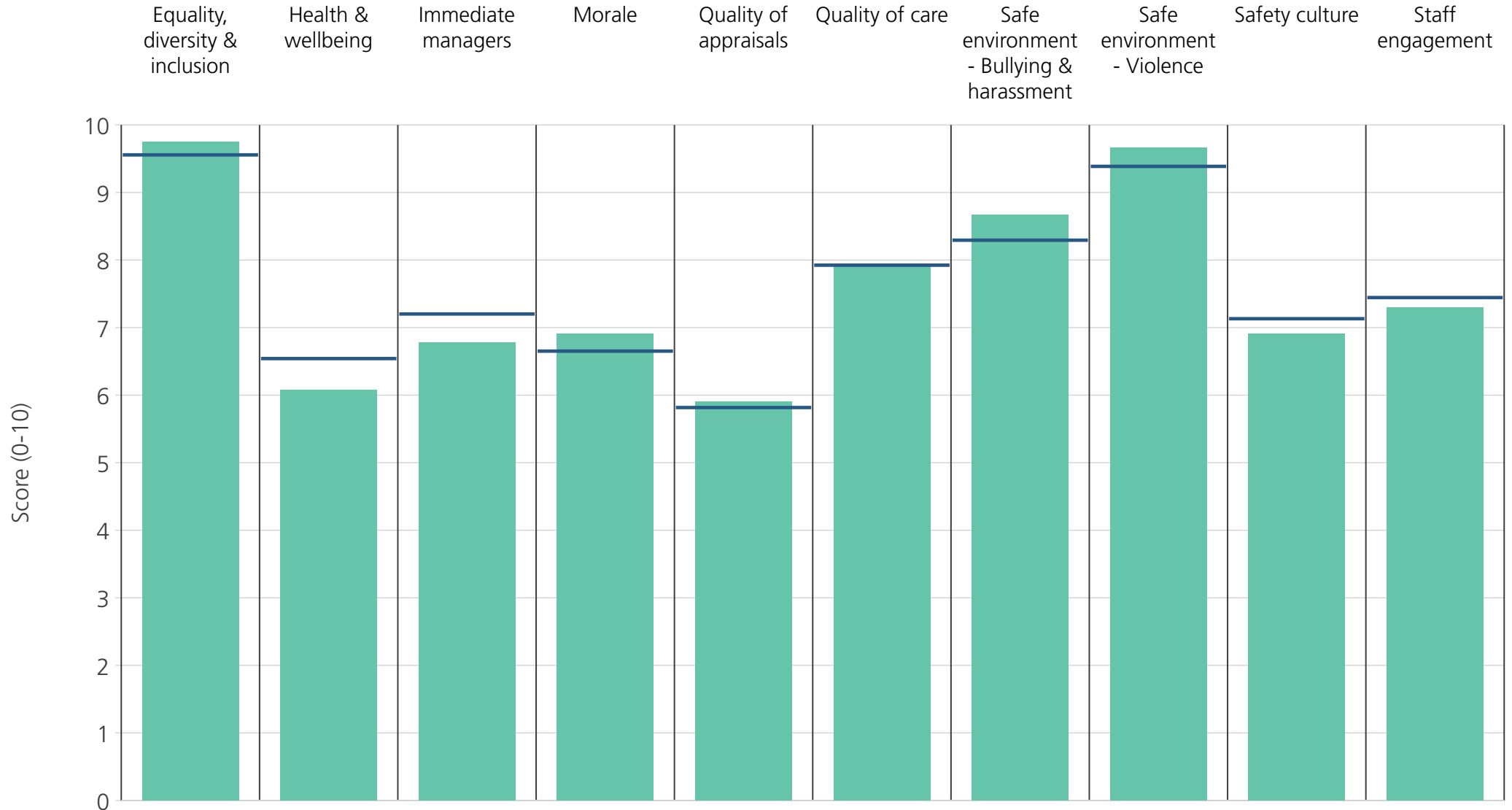
<b>Directorate</b>	9.9	6.6	7.5	6.8	5.9	7.9	8.7	8.8	6.5	7.6
<b>Your org</b>	9.6	6.5	7.2	6.7	5.8	7.9	8.3	9.4	7.1	7.4
<b>Responses</b>	30	30	30	30	29	28	30	30	28	30



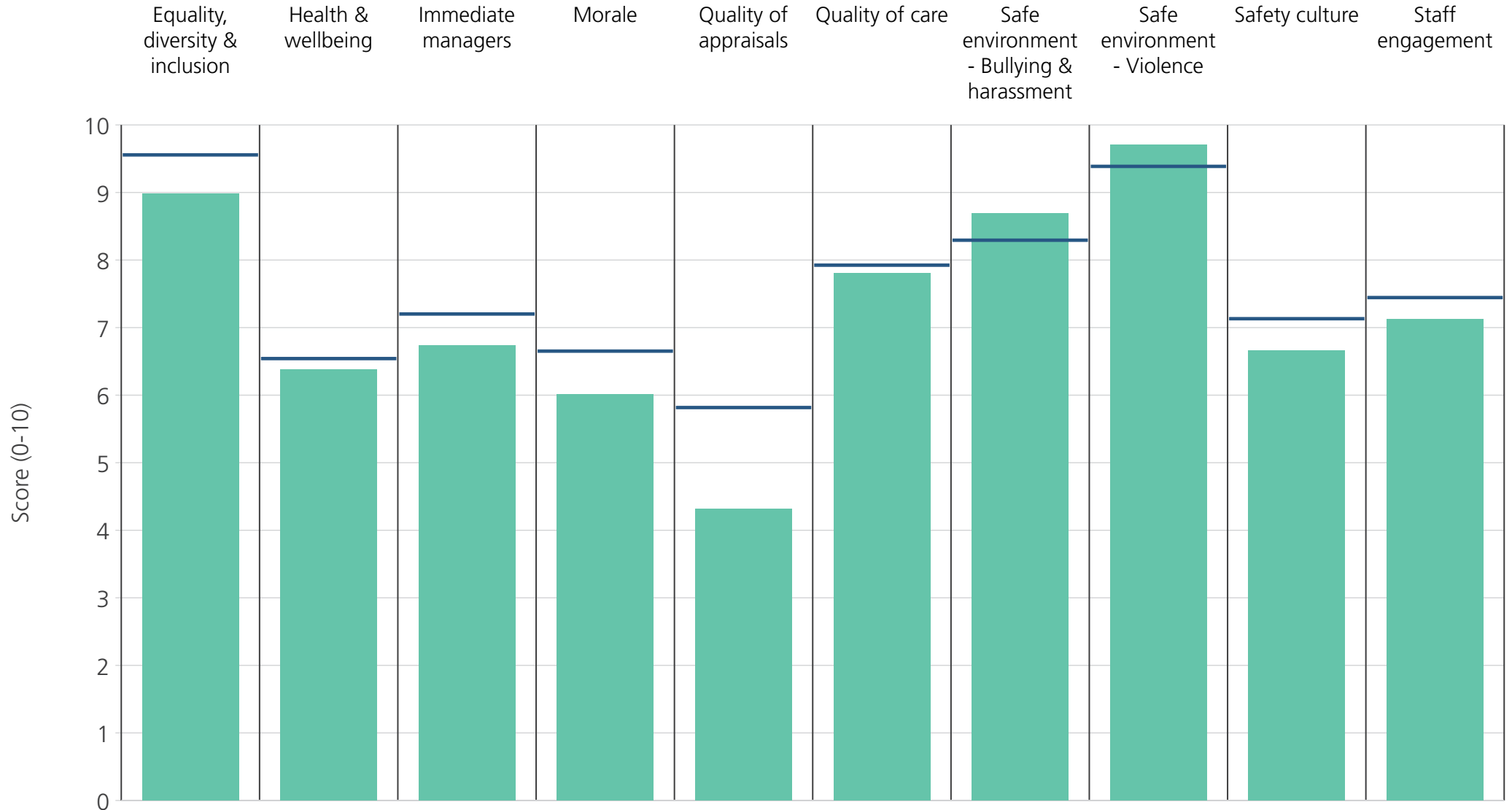
<b>Directorate</b>	9.5	5.4	6.3	5.9	4.1	6.6	7.6	10.0	6.7	6.7
<b>Your org</b>	9.6	6.5	7.2	6.7	5.8	7.9	8.3	9.4	7.1	7.4
<b>Responses</b>	22	22	22	21	21	22	22	22	22	22



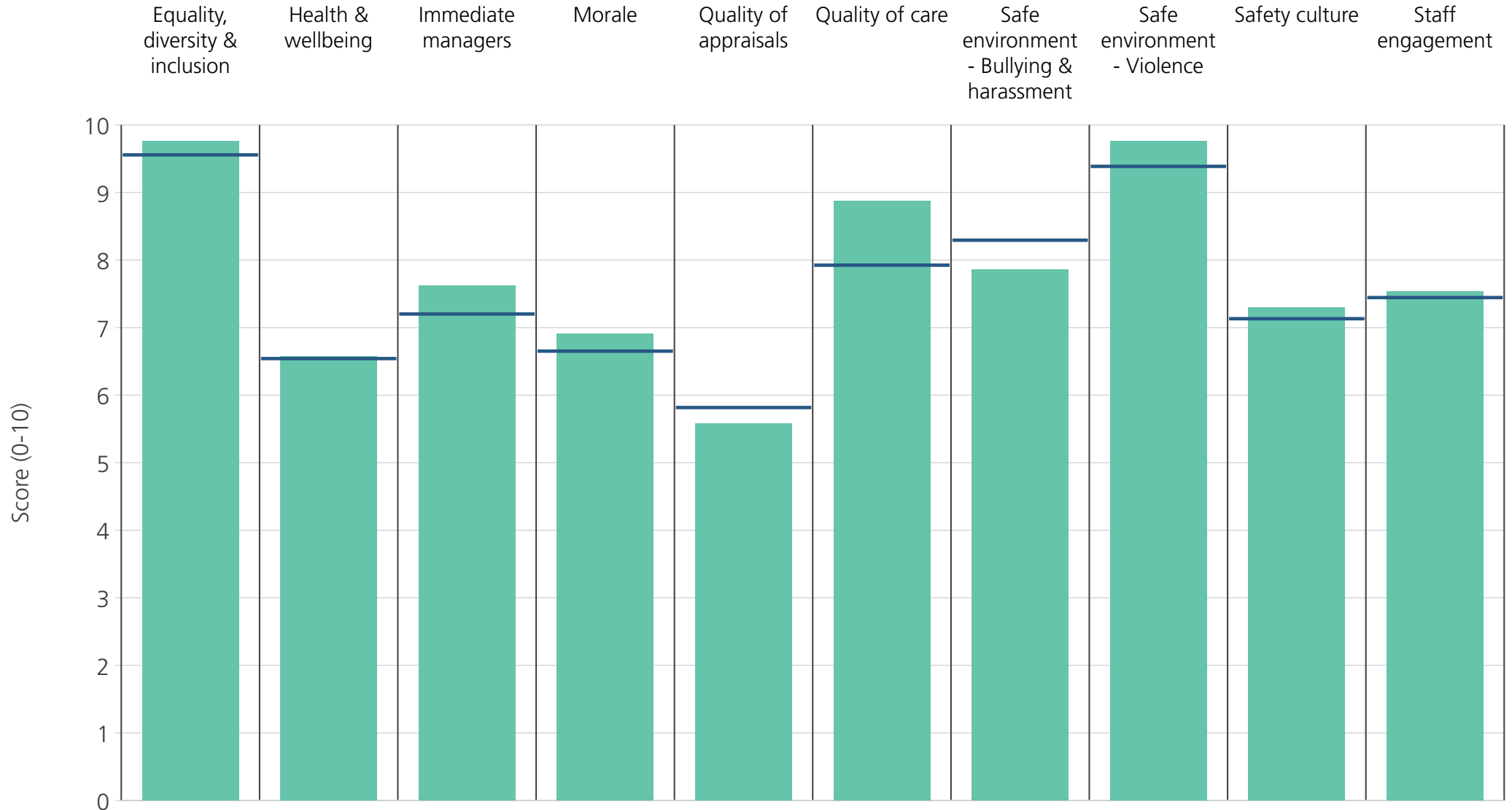
<b>Directorate</b>	9.4	6.1	6.3	5.9	4.9	7.5	8.5	10.0	6.9	6.8
<b>Your org</b>	9.6	6.5	7.2	6.7	5.8	7.9	8.3	9.4	7.1	7.4
<b>Responses</b>	29	29	29	29	28	26	29	29	29	29



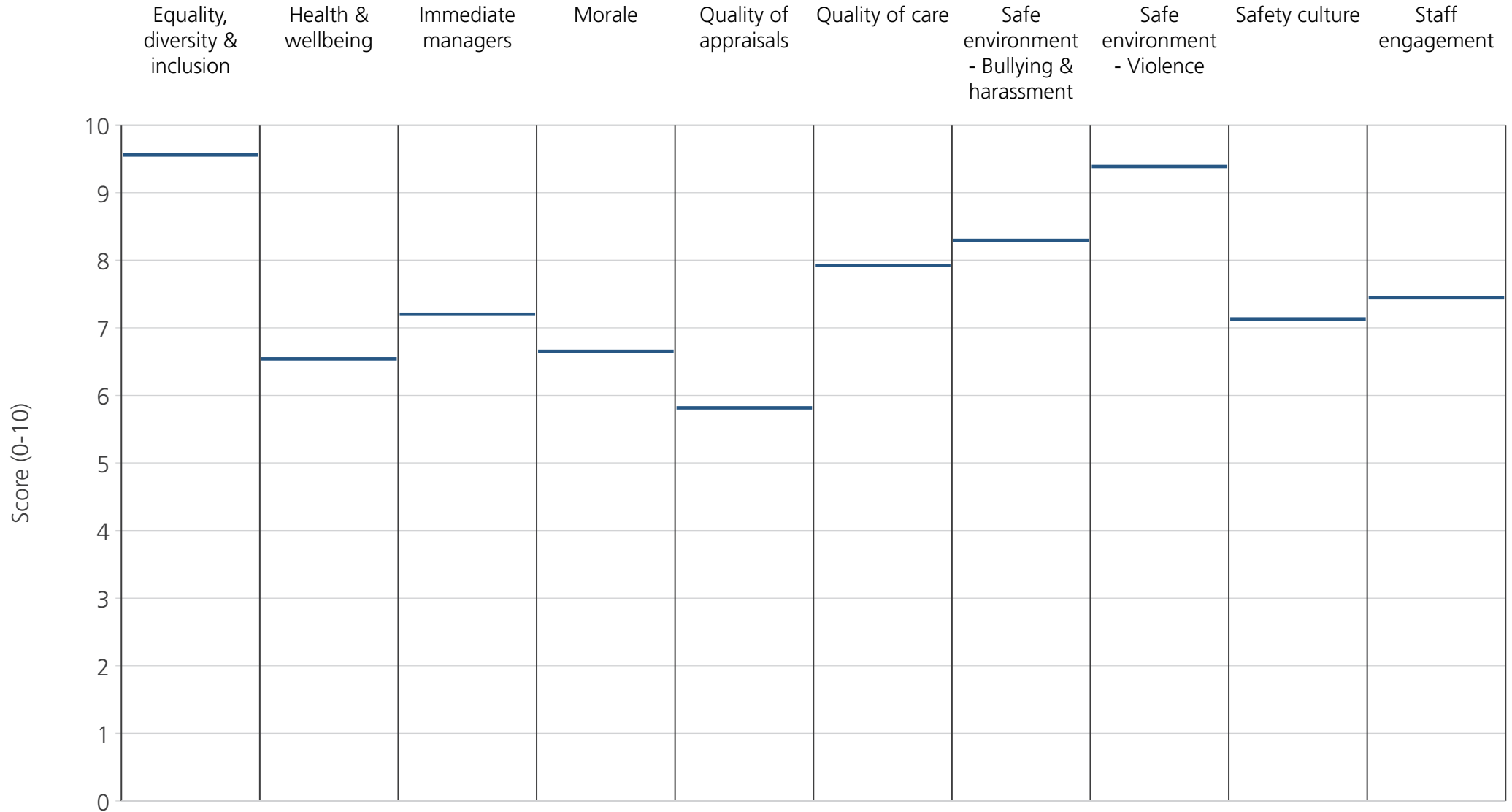
<b>Directorate</b>	9.8	6.1	6.8	6.9	5.9	7.9	8.7	9.7	6.9	7.3
<b>Your org</b>	9.6	6.5	7.2	6.7	5.8	7.9	8.3	9.4	7.1	7.4
<b>Responses</b>	20	20	20	20	18	18	20	20	20	20



<b>Directorate</b>	9.0	6.4	6.7	6.0	4.3	7.8	8.7	9.7	6.7	7.1
<b>Your org</b>	9.6	6.5	7.2	6.7	5.8	7.9	8.3	9.4	7.1	7.4
<b>Responses</b>	23	23	22	23	20	22	23	23	23	23



<b>Directorate</b>	9.8	6.6	7.6	6.9	5.6	8.9	7.9	9.8	7.3	7.5
<b>Your org</b>	9.6	6.5	7.2	6.7	5.8	7.9	8.3	9.4	7.1	7.4
<b>Responses</b>	14	14	14	14	13	14	14	14	14	14



<b>Directorate</b>										
<b>Your org</b>	9.6	6.5	7.2	6.7	5.8	7.9	8.3	9.4	7.1	7.4
<b>Responses</b>	10	10	10	10	7	10	10	10	10	10