

South Tees Hospitals NHS Foundation Trust

2018 NHS Staff Survey

Directorate Report

Contents

Introduction	3
Themes – Directorates 1	4
Clinical Support	5
Community Care	6
Corporate	7
Specialist & Planned Care	8
Urgent & Emergency Care	9

This directorate report for South Tees Hospitals NHS Foundation Trust contains results by directorate for themes from the 2018 NHS Staff Survey. These results are compared to the unweighted average for your organisation.

Please note: It is possible that there are differences between the 'Your org' scores reported in this directorate report and those in the benchmark report. This is because the results in the benchmark report are weighted to allow for fair comparisons between organisations of a similar type. However, in this report comparisons are made within your organisation so the unweighted organisation result is a more appropriate point of comparison.

The directorate breakdowns used in this report were provided and defined by South Tees Hospitals NHS Foundation Trust. Details of how the theme scores were calculated are included in the Technical Document, available to download from our [results website](#).

Key features

Breakdown type and **directorate name** are specified in the header. Black text in the header is hyperlinked: clicking on '2018 NHS Staff Survey Results' navigates back to the contents page.

Directorate results are presented in the context of the (unweighted) **organisation average ('Your org')**, so it is easy to tell if a directorate is performing better or worse than the organisation average. For all themes, a higher score is a better result than a lower score.

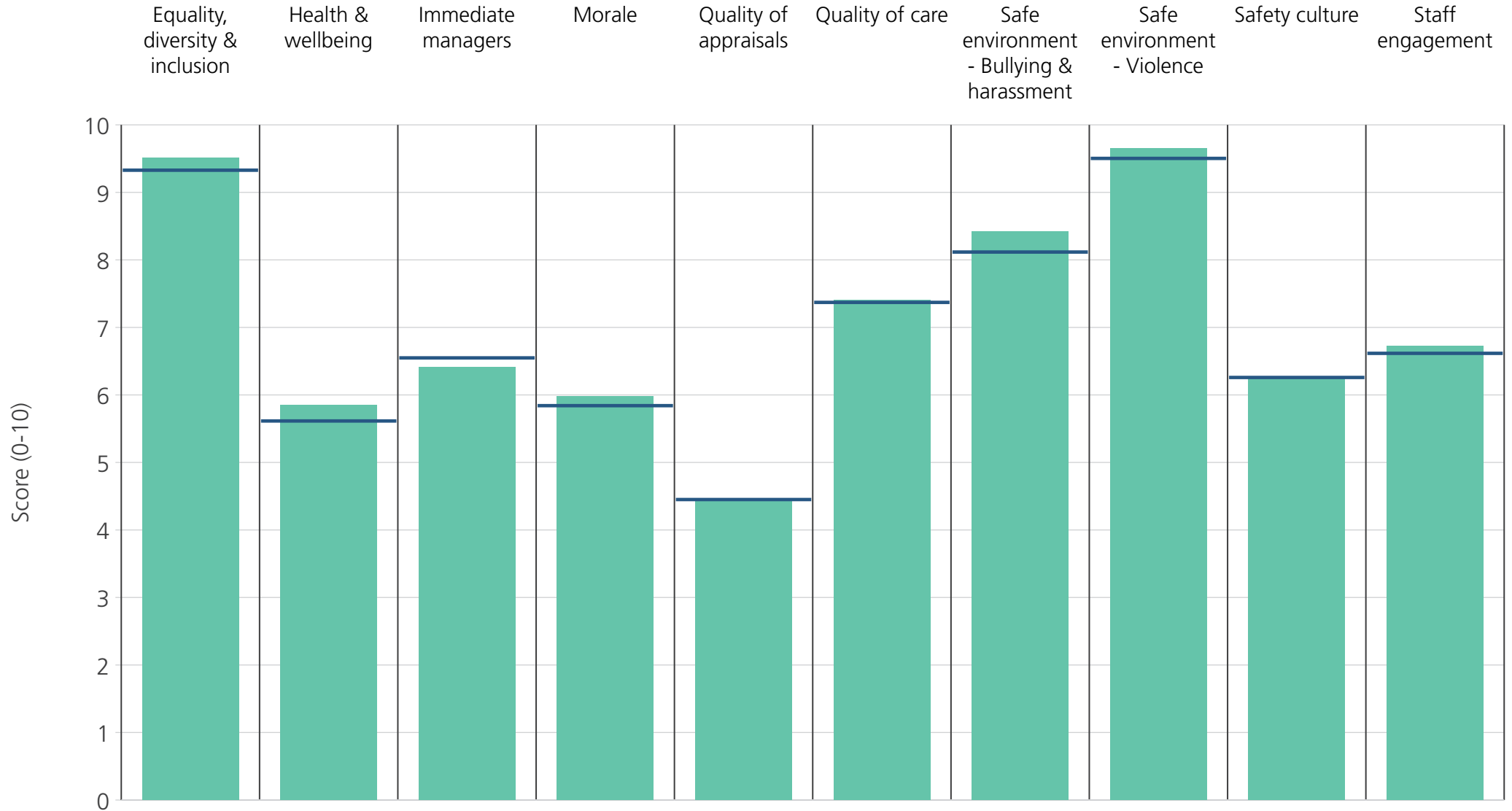
The **number of responses** feeding into each theme score **for the given directorate** is specified below the table containing the directorate and trust scores.



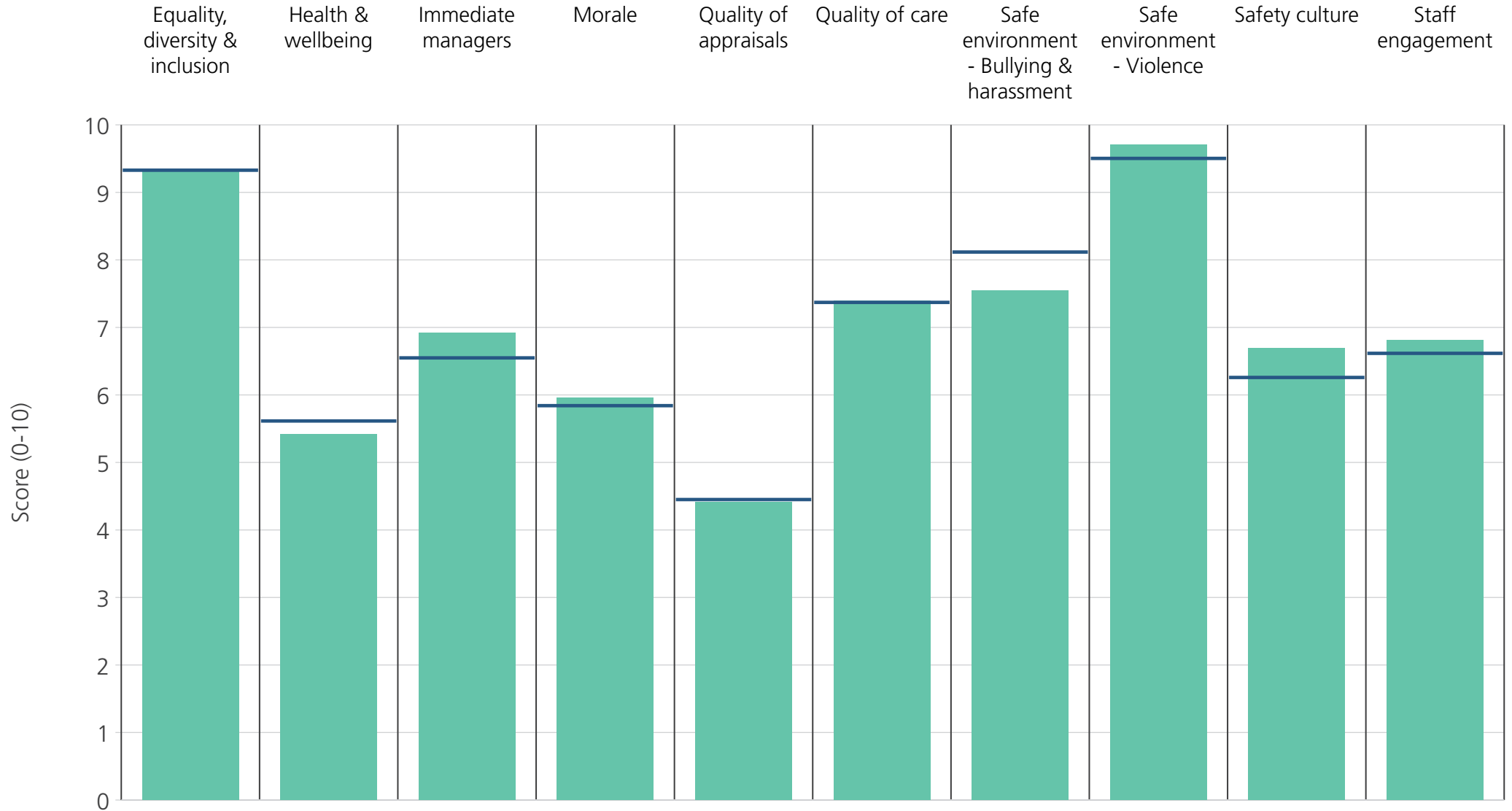
! Note: when there are less than 11 responses in a group, results are suppressed to protect staff confidentiality

Directorates 1

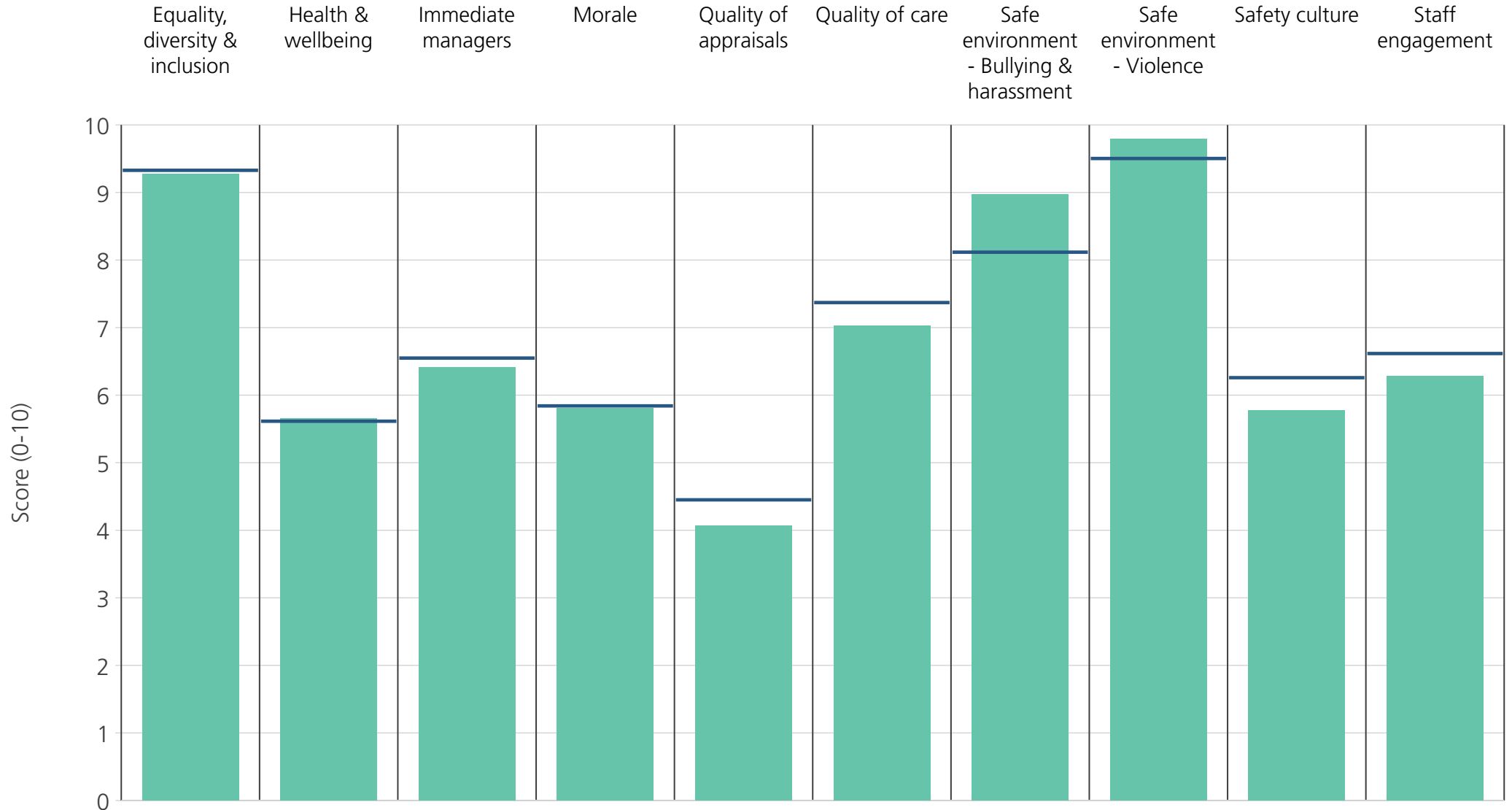
South Tees Hospitals NHS Foundation Trust
2018 NHS Staff Survey Results



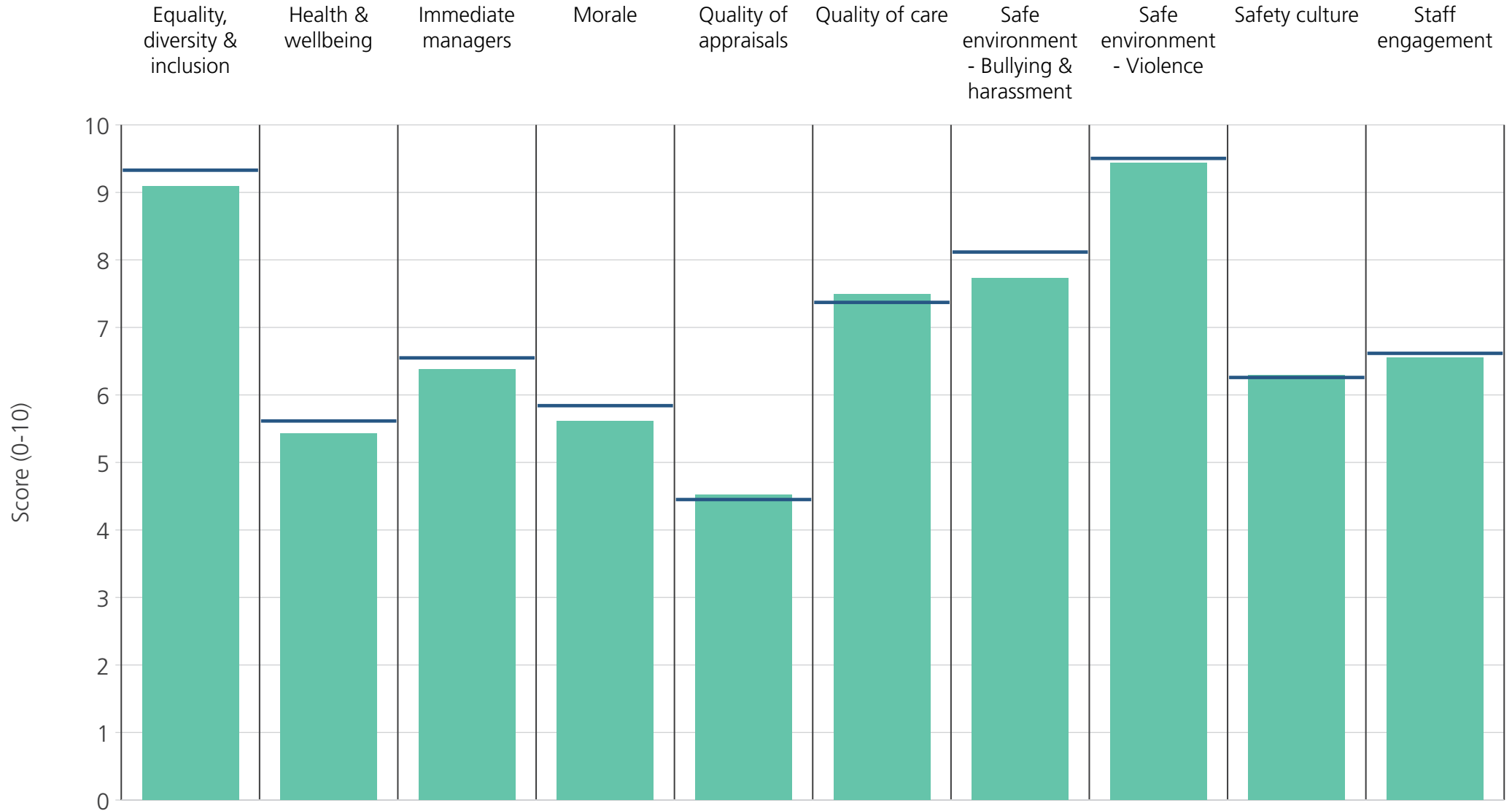
Directorate	9.5	5.9	6.4	6.0	4.5	7.4	8.4	9.7	6.3	6.7
Your org	9.3	5.6	6.5	5.8	4.5	7.4	8.1	9.5	6.3	6.6
Responses	95	97	96	97	84	87	97	97	97	97



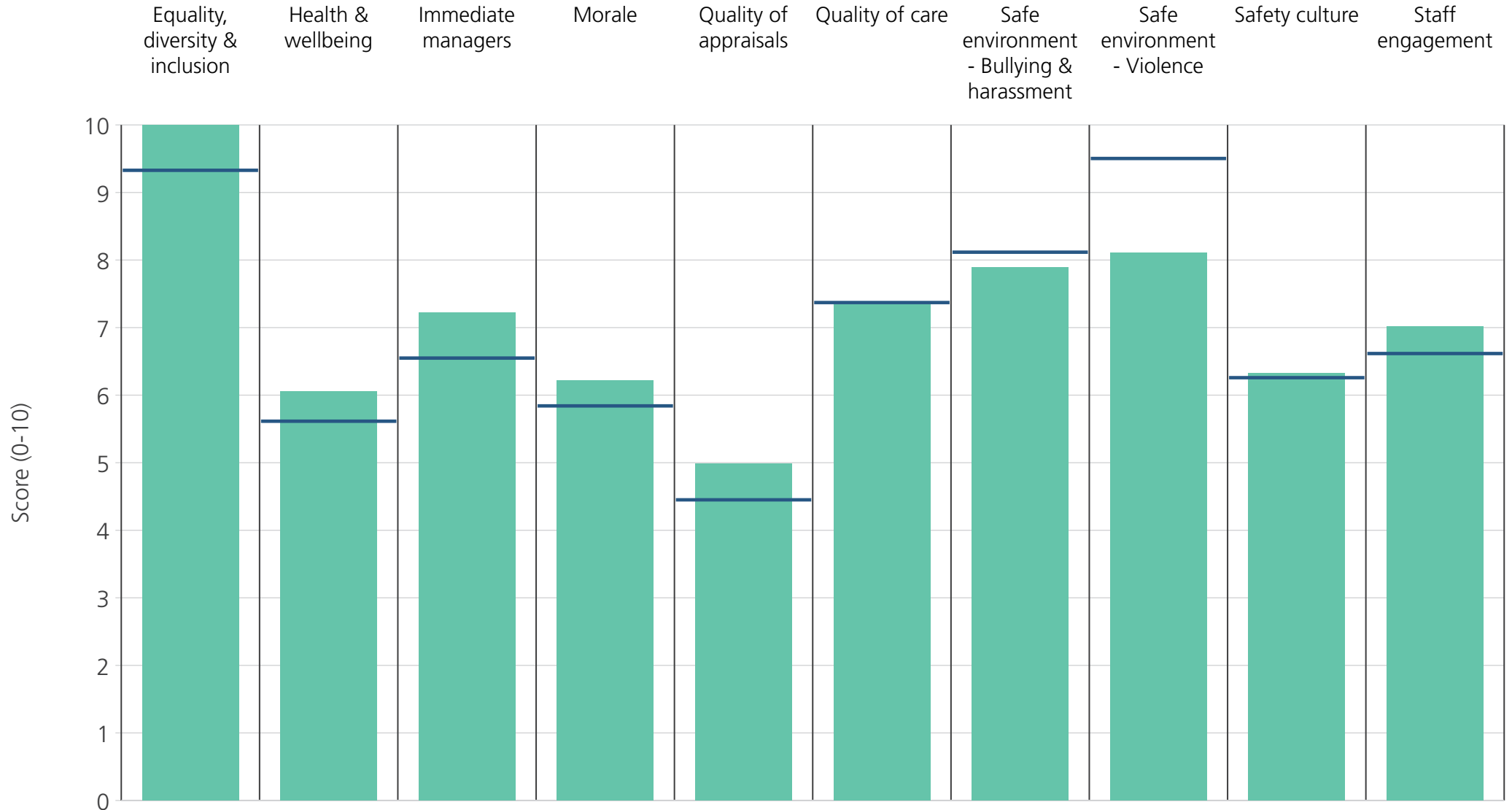
Directorate	9.3	5.4	6.9	6.0	4.4	7.4	7.5	9.7	6.7	6.8
Your org	9.3	5.6	6.5	5.8	4.5	7.4	8.1	9.5	6.3	6.6
Responses	70	70	71	70	58	69	68	67	70	71



Directorate	9.3	5.7	6.4	5.8	4.1	7.0	9.0	9.8	5.8	6.3
Your org	9.3	5.6	6.5	5.8	4.5	7.4	8.1	9.5	6.3	6.6
Responses	78	79	80	77	53	55	79	79	78	80



Directorate	9.1	5.4	6.4	5.6	4.5	7.5	7.7	9.4	6.3	6.6
Your org	9.3	5.6	6.5	5.8	4.5	7.4	8.1	9.5	6.3	6.6
Responses	134	135	132	132	106	130	133	133	134	134



Directorate	10.0	6.1	7.2	6.2	5.0	7.3	7.9	8.1	6.3	7.0
Your org	9.3	5.6	6.5	5.8	4.5	7.4	8.1	9.5	6.3	6.6
Responses	30	30	30	30	25	26	30	30	28	30