

Hull and East Yorkshire Hospitals NHS Trust

2018 NHS Staff Survey

Directorate Report

Contents

Introduction	3
Themes – Directorates 1	4
Clinical Support Services	5
Corporate Directorates	6
Estates, Facilities and Development	7
Family & Women's Health	8
Medicine	9
Surgery	10

This directorate report for Hull and East Yorkshire Hospitals NHS Trust contains results by directorate for themes from the 2018 NHS Staff Survey. These results are compared to the unweighted average for your organisation.

Please note: It is possible that there are differences between the 'Your org' scores reported in this directorate report and those in the benchmark report. This is because the results in the benchmark report are weighted to allow for fair comparisons between organisations of a similar type. However, in this report comparisons are made within your organisation so the unweighted organisation result is a more appropriate point of comparison.

The directorate breakdowns used in this report were provided and defined by Hull and East Yorkshire Hospitals NHS Trust. Details of how the theme scores were calculated are included in the Technical Document, available to download from our [results website](#).

Key features

Breakdown type and **directorate name** are specified in the header. Black text in the header is hyperlinked: clicking on '2018 NHS Staff Survey Results' navigates back to the contents page.

Directorate results are presented in the context of the (unweighted) **organisation average ('Your org')**, so it is easy to tell if a directorate is performing better or worse than the organisation average. For all themes, a higher score is a better result than a lower score.

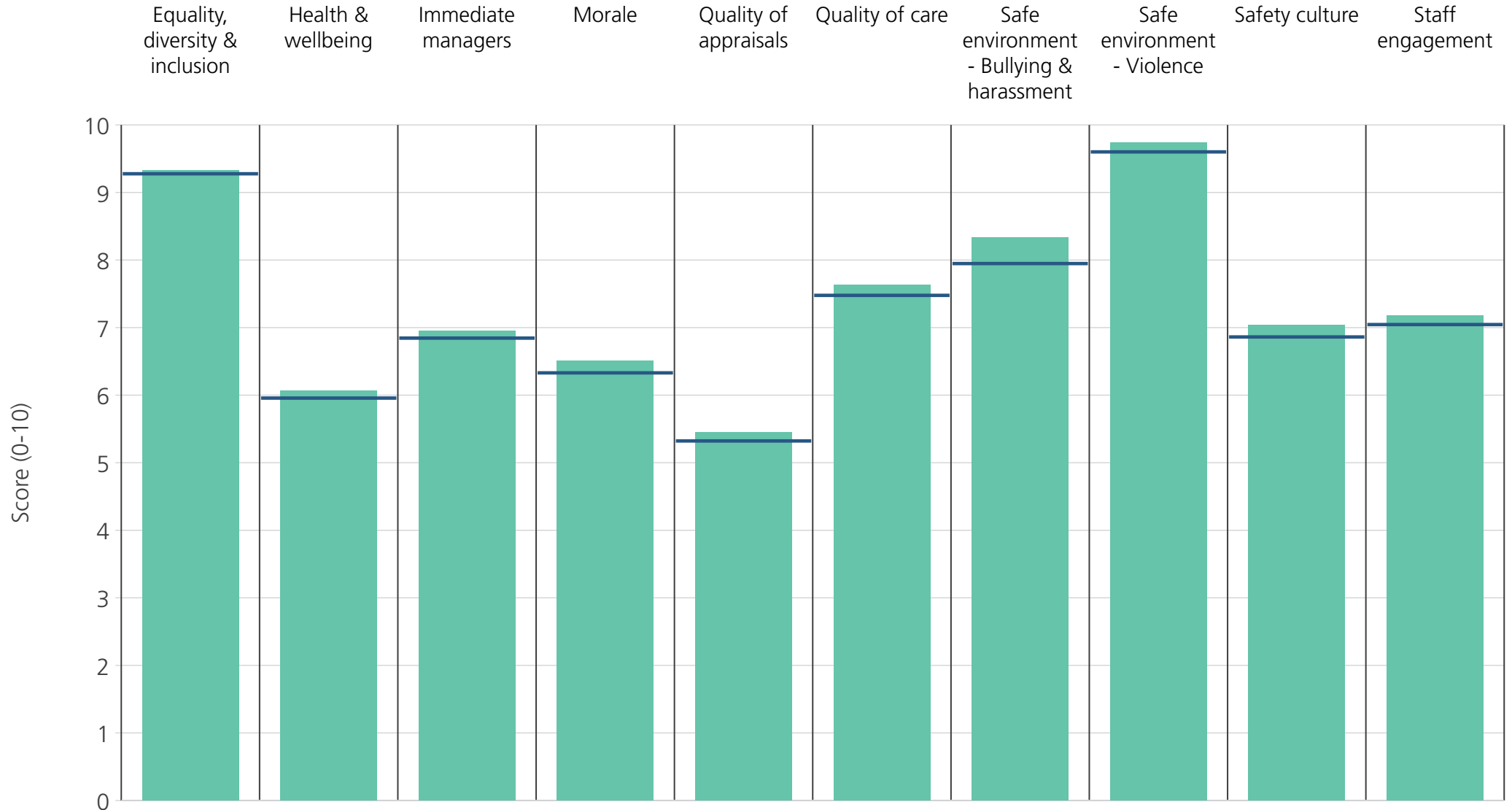
The **number of responses** feeding into each theme score **for the given directorate** is specified below the table containing the directorate and trust scores.



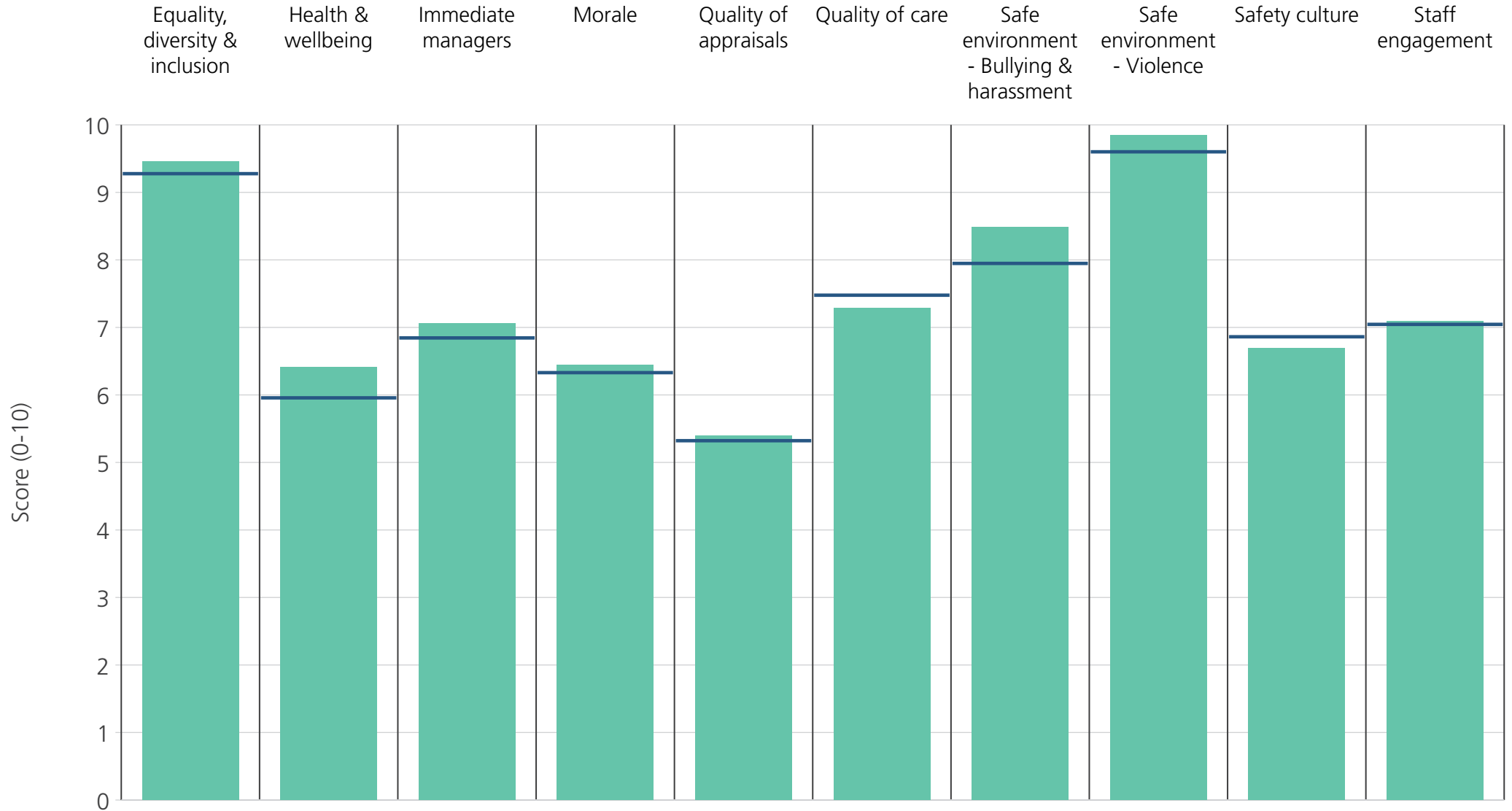
! Note: when there are less than 11 responses in a group, results are suppressed to protect staff confidentiality

Directorates 1

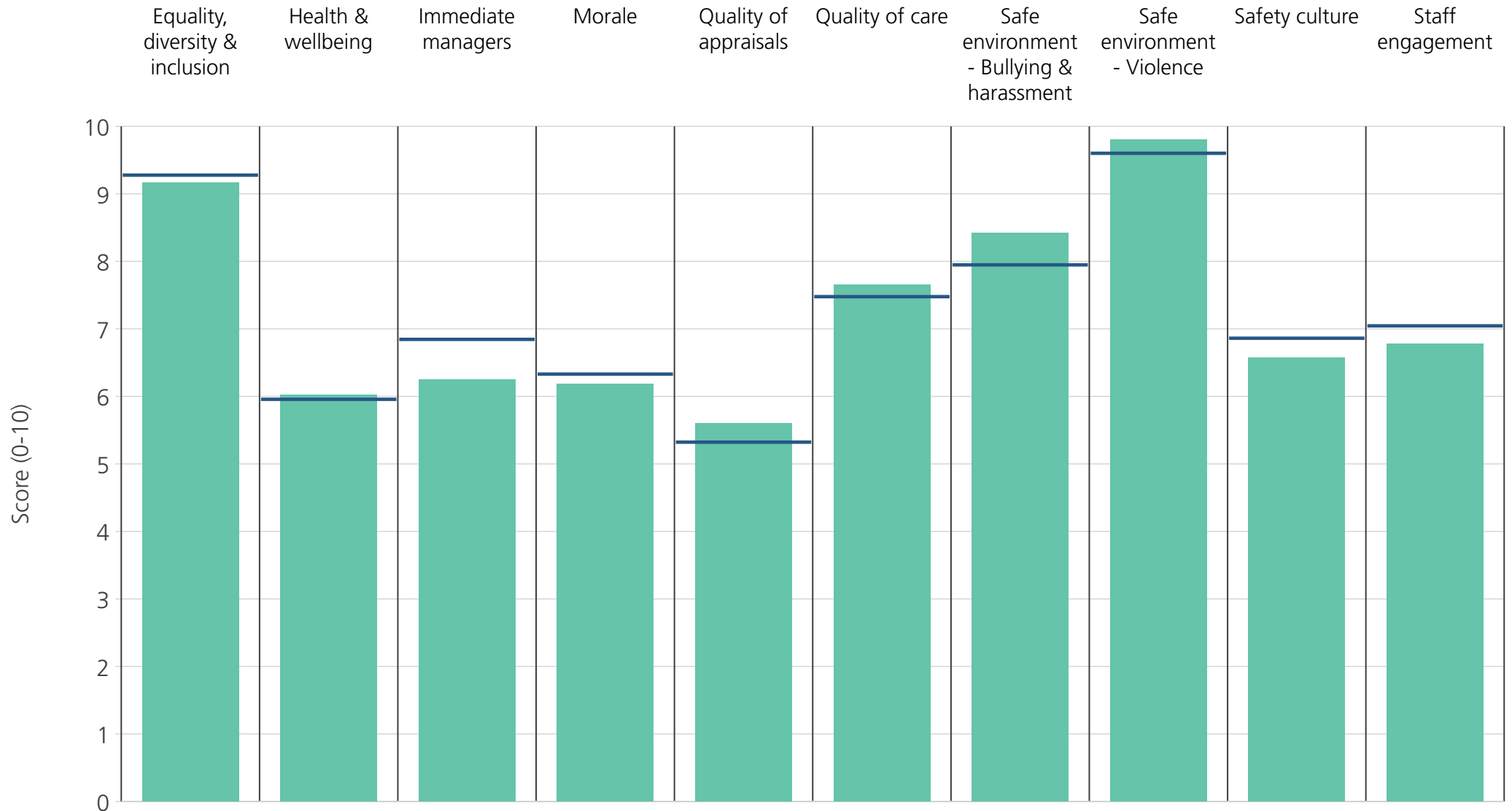
Hull and East Yorkshire Hospitals NHS Trust
2018 NHS Staff Survey Results



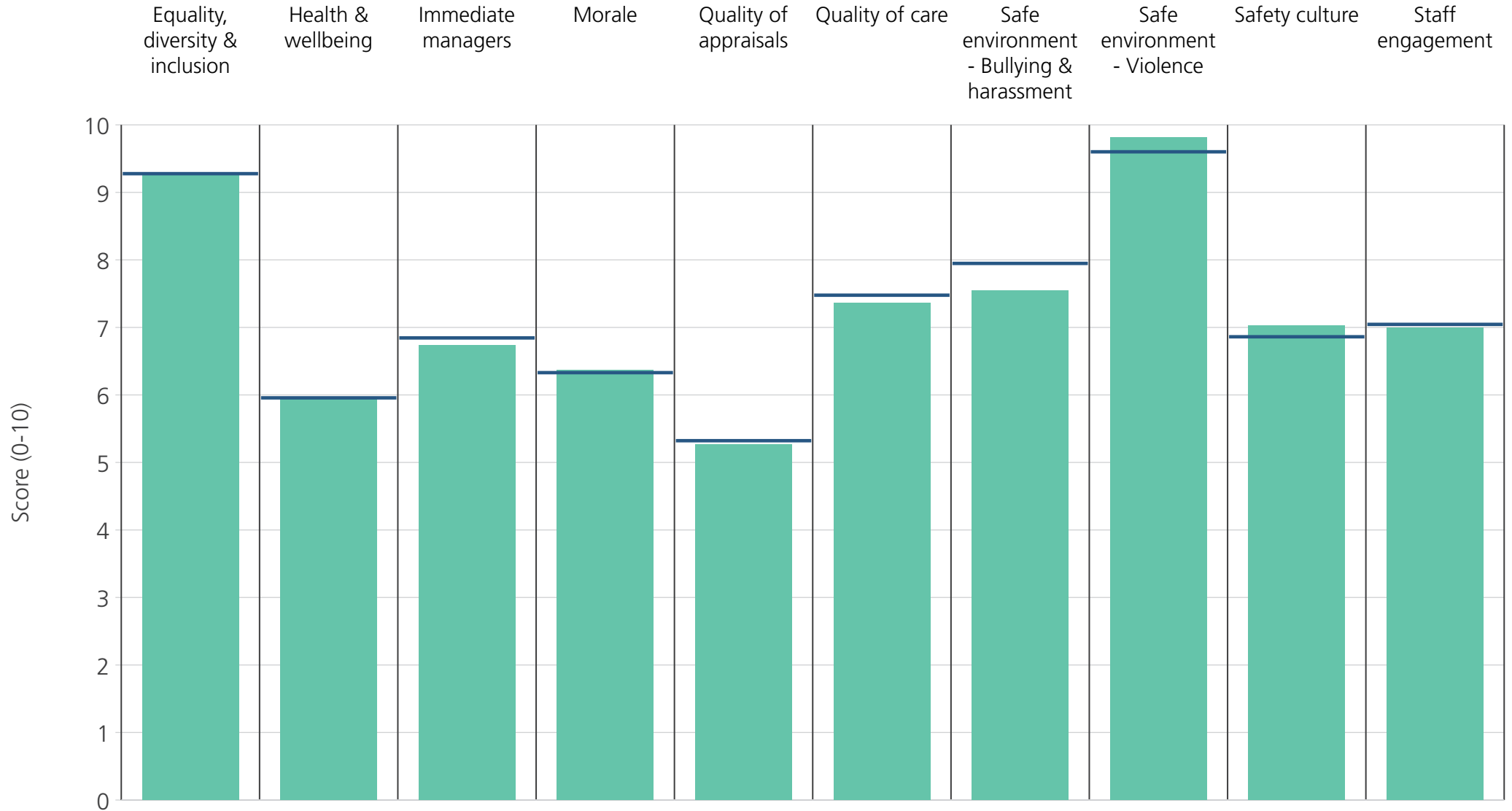
Directorate	9.3	6.1	7.0	6.5	5.5	7.6	8.3	9.7	7.0	7.2
Your org	9.3	6.0	6.8	6.3	5.3	7.5	7.9	9.6	6.9	7.0
Responses	844	849	847	848	774	803	846	849	848	849



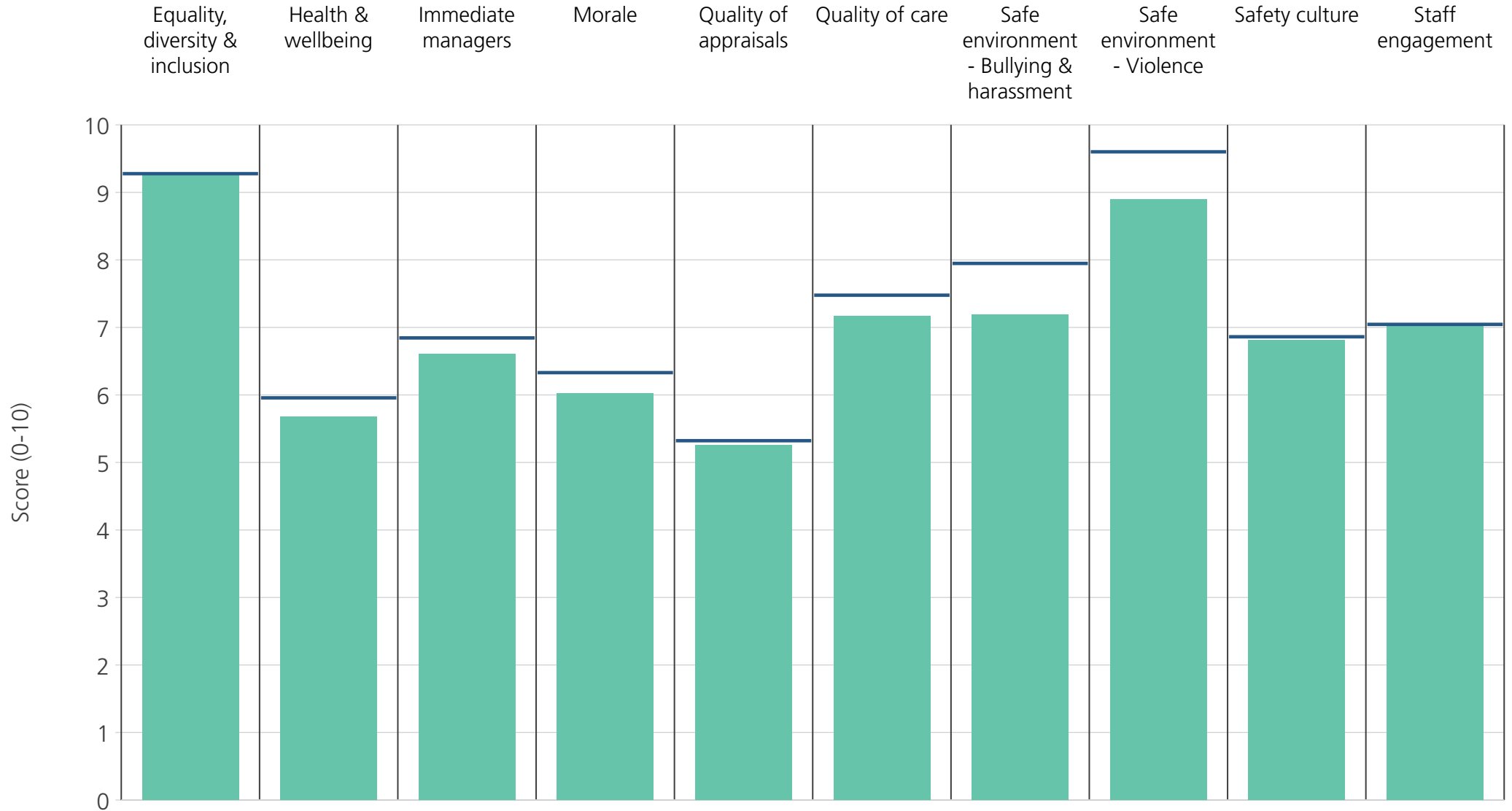
Directorate	9.5	6.4	7.1	6.4	5.4	7.3	8.5	9.8	6.7	7.1
Your org	9.3	6.0	6.8	6.3	5.3	7.5	7.9	9.6	6.9	7.0
Responses	671	673	672	669	581	451	668	670	672	671



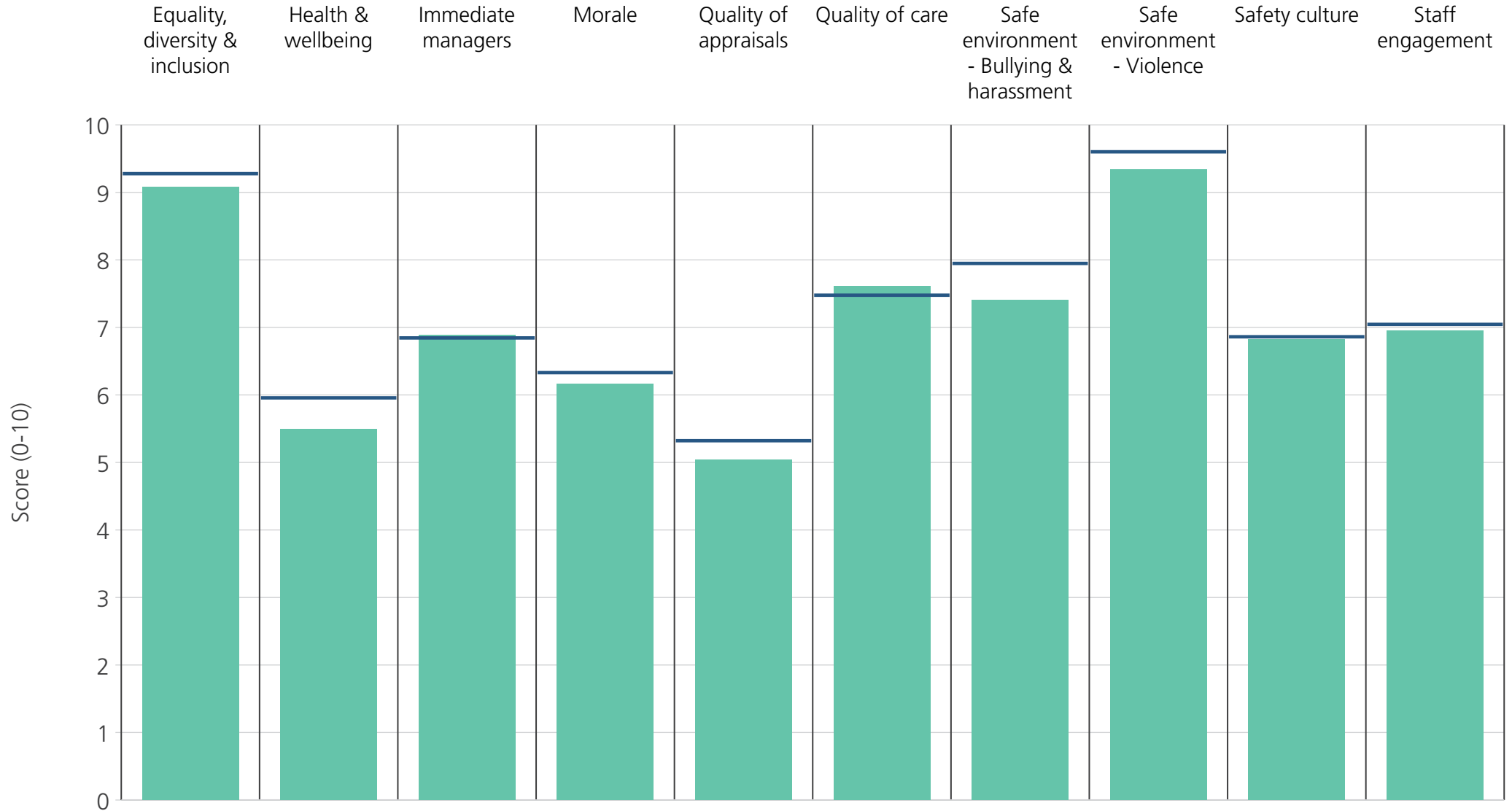
Directorate	9.2	6.0	6.2	6.2	5.6	7.7	8.4	9.8	6.6	6.8
Your org	9.3	6.0	6.8	6.3	5.3	7.5	7.9	9.6	6.9	7.0
Responses	222	223	223	223	187	186	221	223	223	223



Directorate	9.2	5.9	6.7	6.4	5.3	7.4	7.5	9.8	7.0	7.0
Your org	9.3	6.0	6.8	6.3	5.3	7.5	7.9	9.6	6.9	7.0
Responses	436	441	441	440	388	431	440	440	441	441



Directorate	9.3	5.7	6.6	6.0	5.3	7.2	7.2	8.9	6.8	7.0
Your org	9.3	6.0	6.8	6.3	5.3	7.5	7.9	9.6	6.9	7.0
Responses	350	354	352	351	288	342	349	351	353	354



Directorate	9.1	5.5	6.9	6.2	5.0	7.6	7.4	9.3	6.8	7.0
Your org	9.3	6.0	6.8	6.3	5.3	7.5	7.9	9.6	6.9	7.0
Responses	641	644	643	645	547	607	642	641	645	645