

Nottingham University Hospitals NHS Trust

2018 NHS Staff Survey

Directorate Report

Contents

Introduction	3
Themes – Directorates 1	4
Cancer and Associated Specialities Division	5
Clinical Support Division	6
Corporate Division	7
Estates & Facilities Division	8
Family Health Division	9
Medicine Division	10
Surgery Division	11

This directorate report for Nottingham University Hospitals NHS Trust contains results by directorate for themes from the 2018 NHS Staff Survey. These results are compared to the unweighted average for your organisation.

Please note: It is possible that there are differences between the 'Your org' scores reported in this directorate report and those in the benchmark report. This is because the results in the benchmark report are weighted to allow for fair comparisons between organisations of a similar type. However, in this report comparisons are made within your organisation so the unweighted organisation result is a more appropriate point of comparison.

The directorate breakdowns used in this report were provided and defined by Nottingham University Hospitals NHS Trust. Details of how the theme scores were calculated are included in the Technical Document, available to download from our [results website](#).

Key features

Breakdown type and **directorate name** are specified in the header. Black text in the header is hyperlinked: clicking on '2018 NHS Staff Survey Results' navigates back to the contents page.

Directorate results are presented in the context of the (unweighted) **organisation average ('Your org')**, so it is easy to tell if a directorate is performing better or worse than the organisation average. For all themes, a higher score is a better result than a lower score.

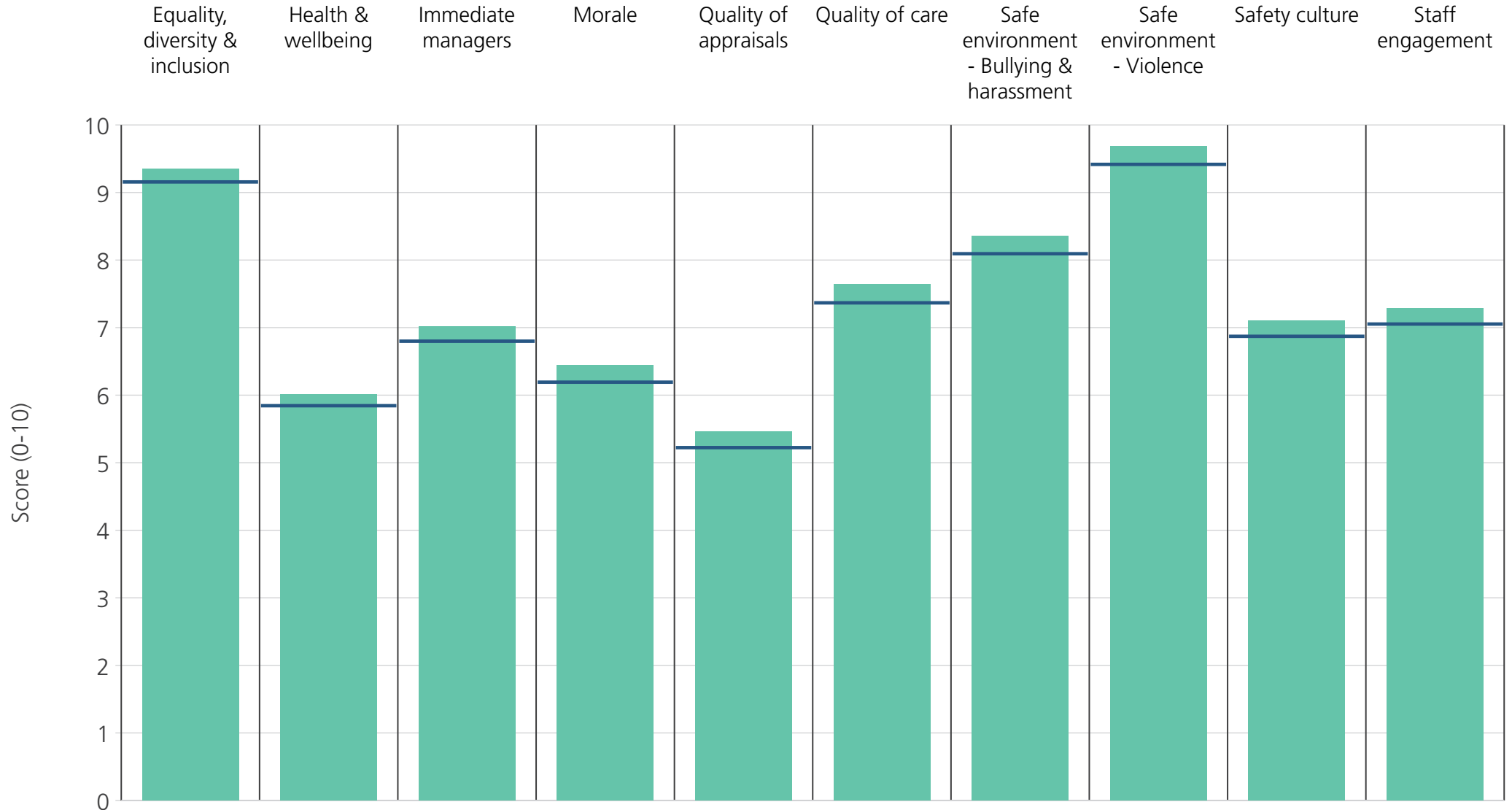
The **number of responses** feeding into each theme score **for the given directorate** is specified below the table containing the directorate and trust scores.



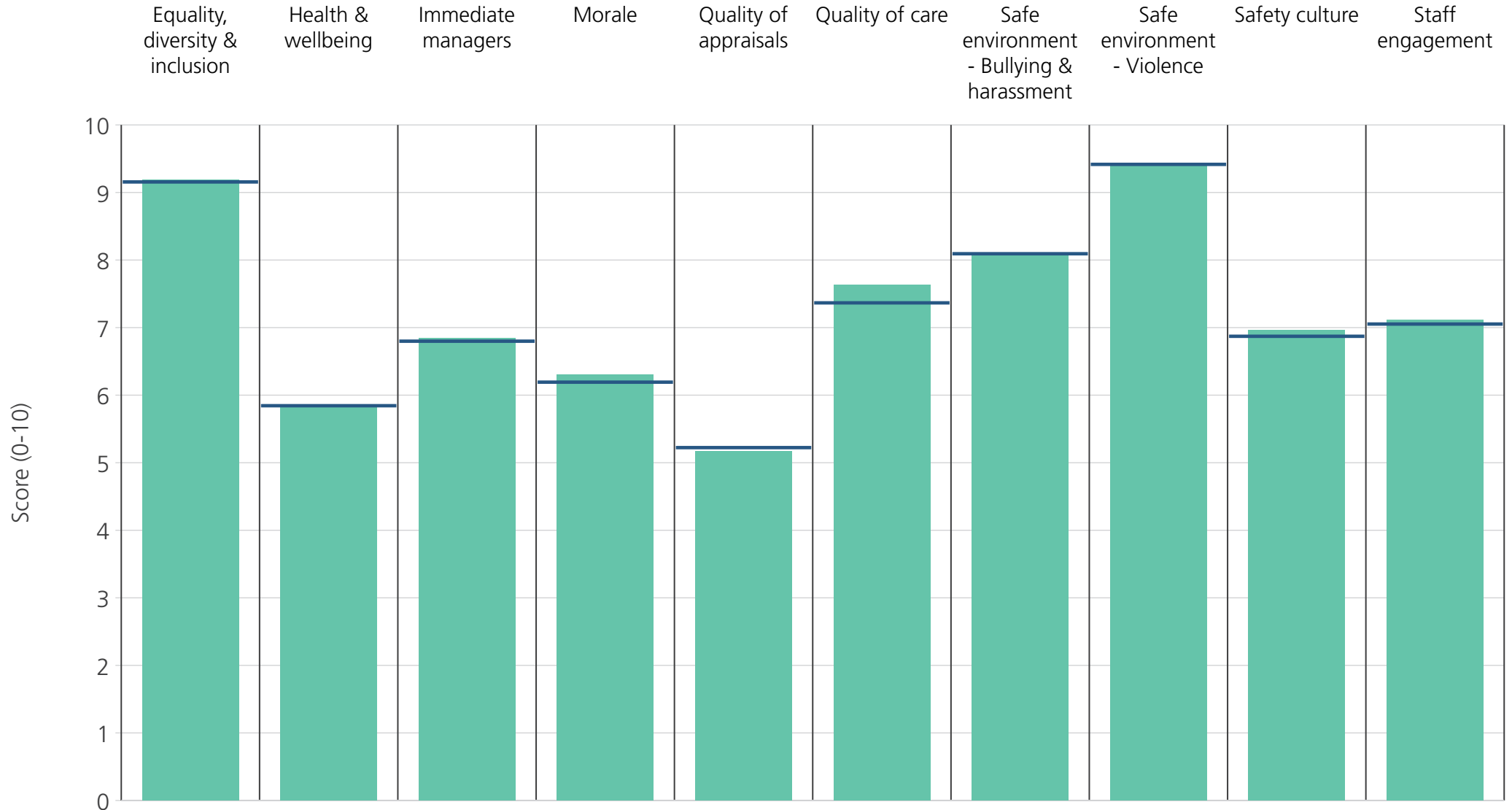
! Note: when there are less than 11 responses in a group, results are suppressed to protect staff confidentiality

Directorates 1

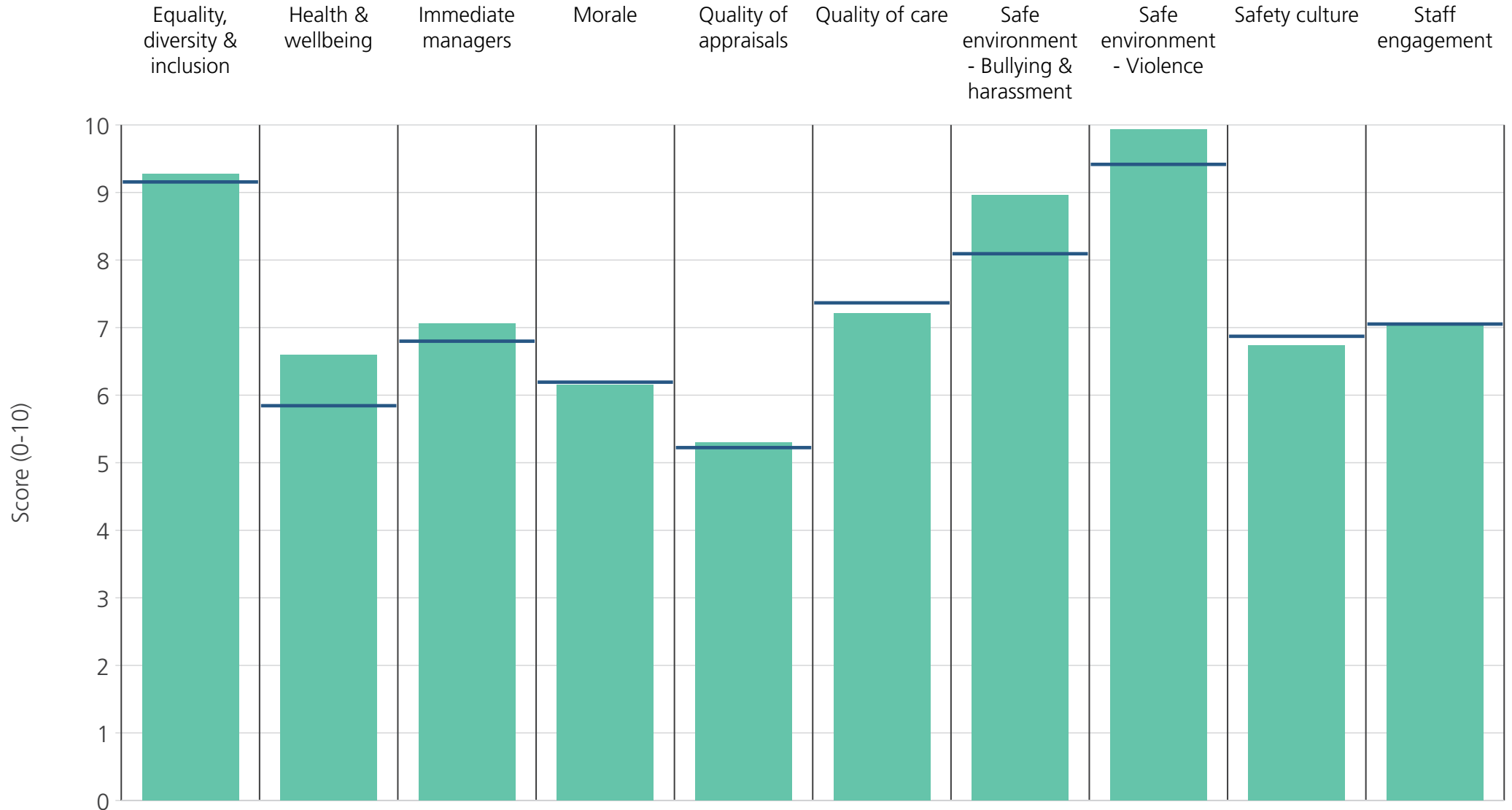
Nottingham University Hospitals NHS Trust
2018 NHS Staff Survey Results



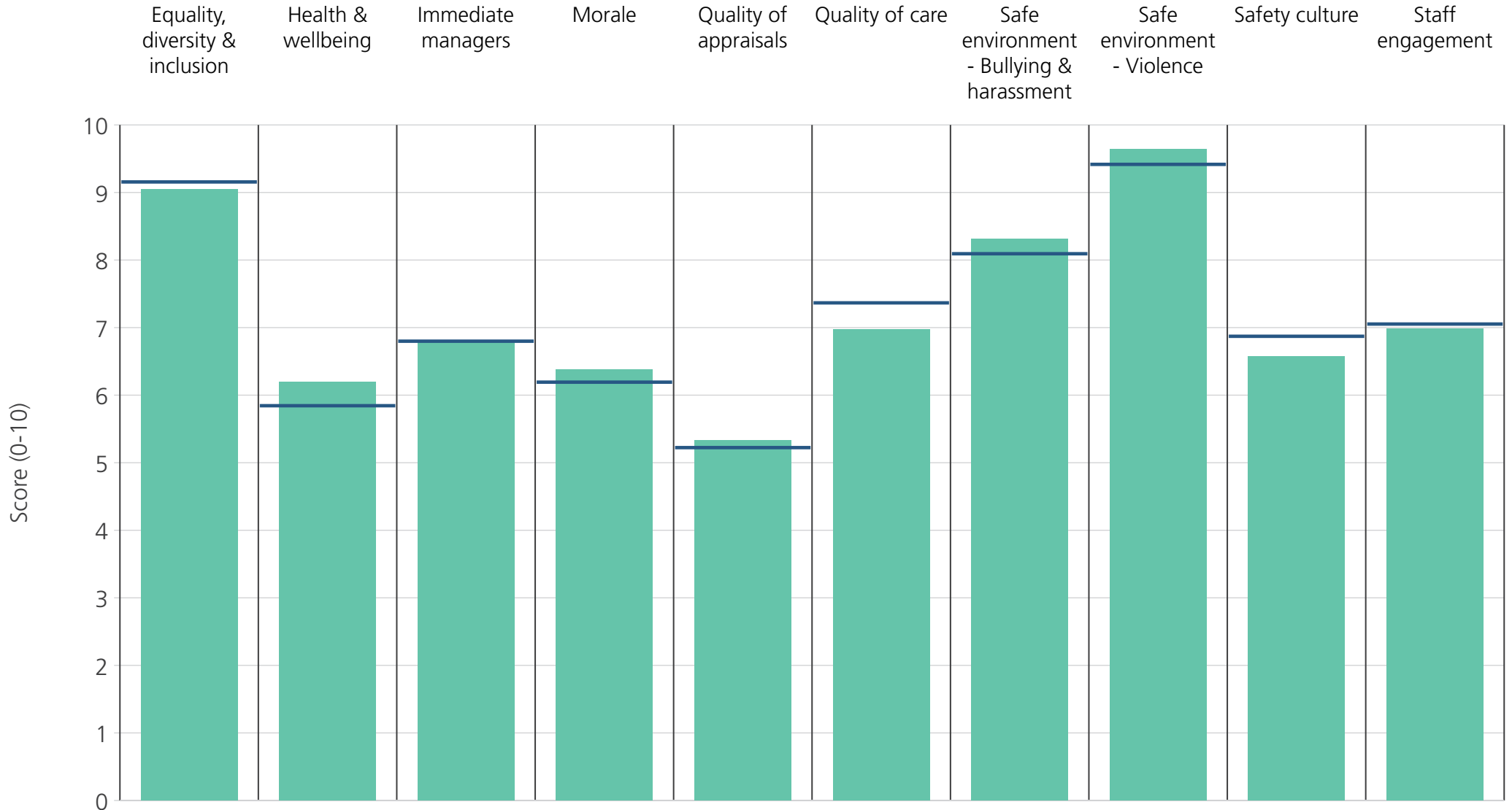
Directorate	9.4	6.0	7.0	6.4	5.5	7.6	8.4	9.7	7.1	7.3
Your org	9.2	5.8	6.8	6.2	5.2	7.4	8.1	9.4	6.9	7.1
Responses	710	718	715	717	638	659	714	716	717	718



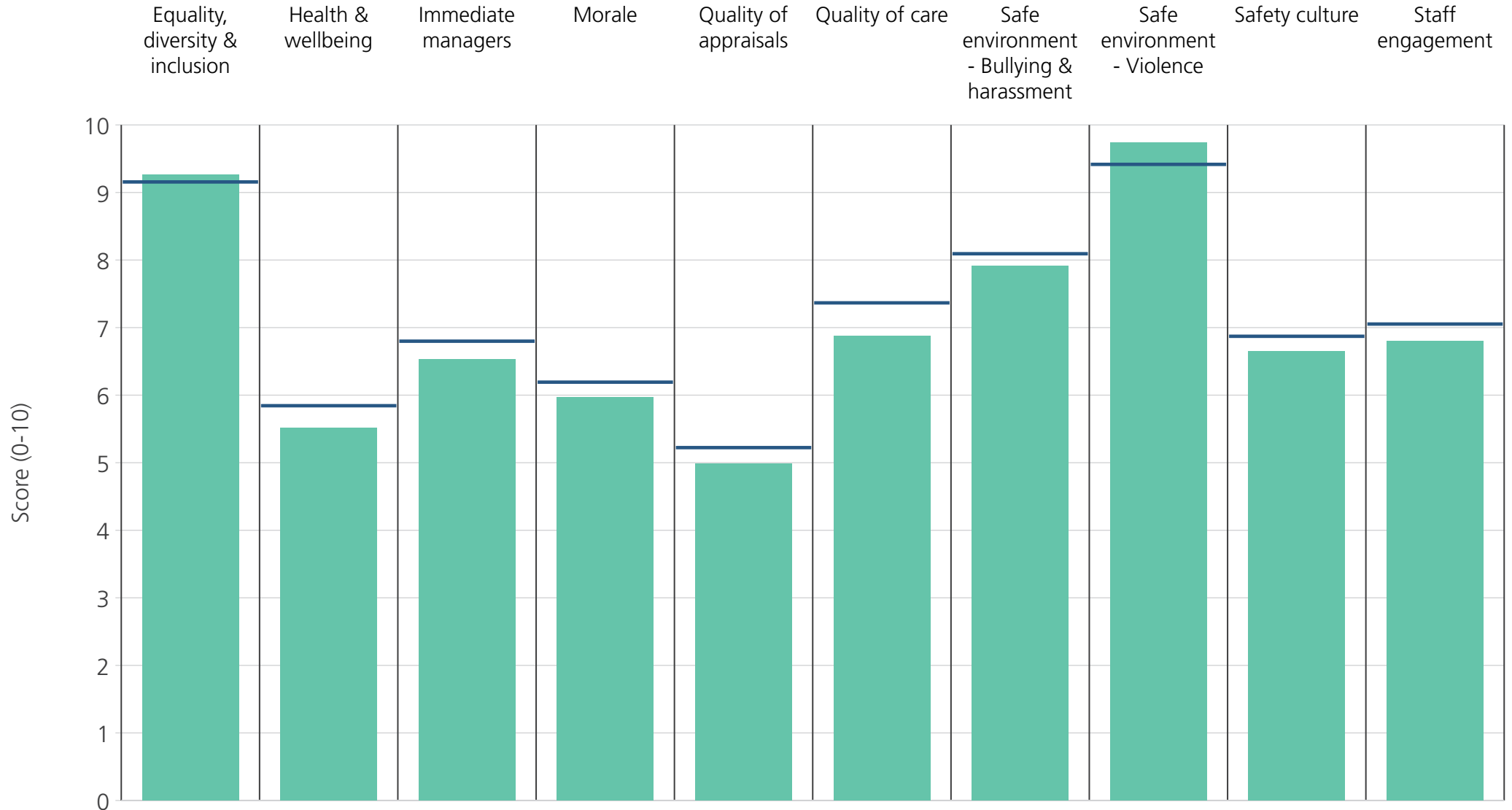
Directorate	9.2	5.8	6.8	6.3	5.2	7.6	8.1	9.4	7.0	7.1
Your org	9.2	5.8	6.8	6.2	5.2	7.4	8.1	9.4	6.9	7.1
Responses	1241	1247	1246	1245	1127	1158	1239	1244	1247	1248



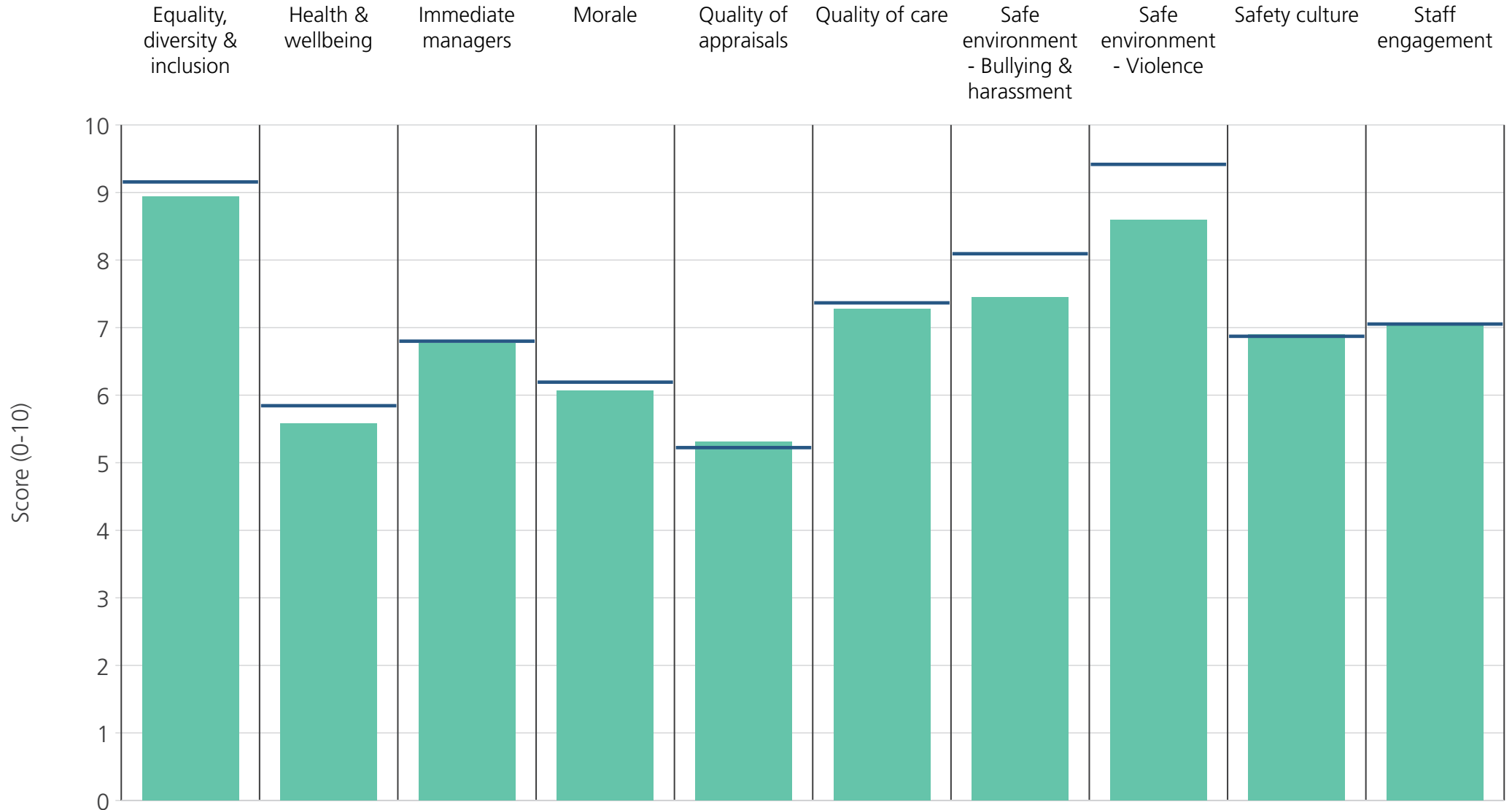
Directorate	9.3	6.6	7.1	6.2	5.3	7.2	9.0	9.9	6.7	7.1
Your org	9.2	5.8	6.8	6.2	5.2	7.4	8.1	9.4	6.9	7.1
Responses	653	654	654	655	549	339	655	657	653	655



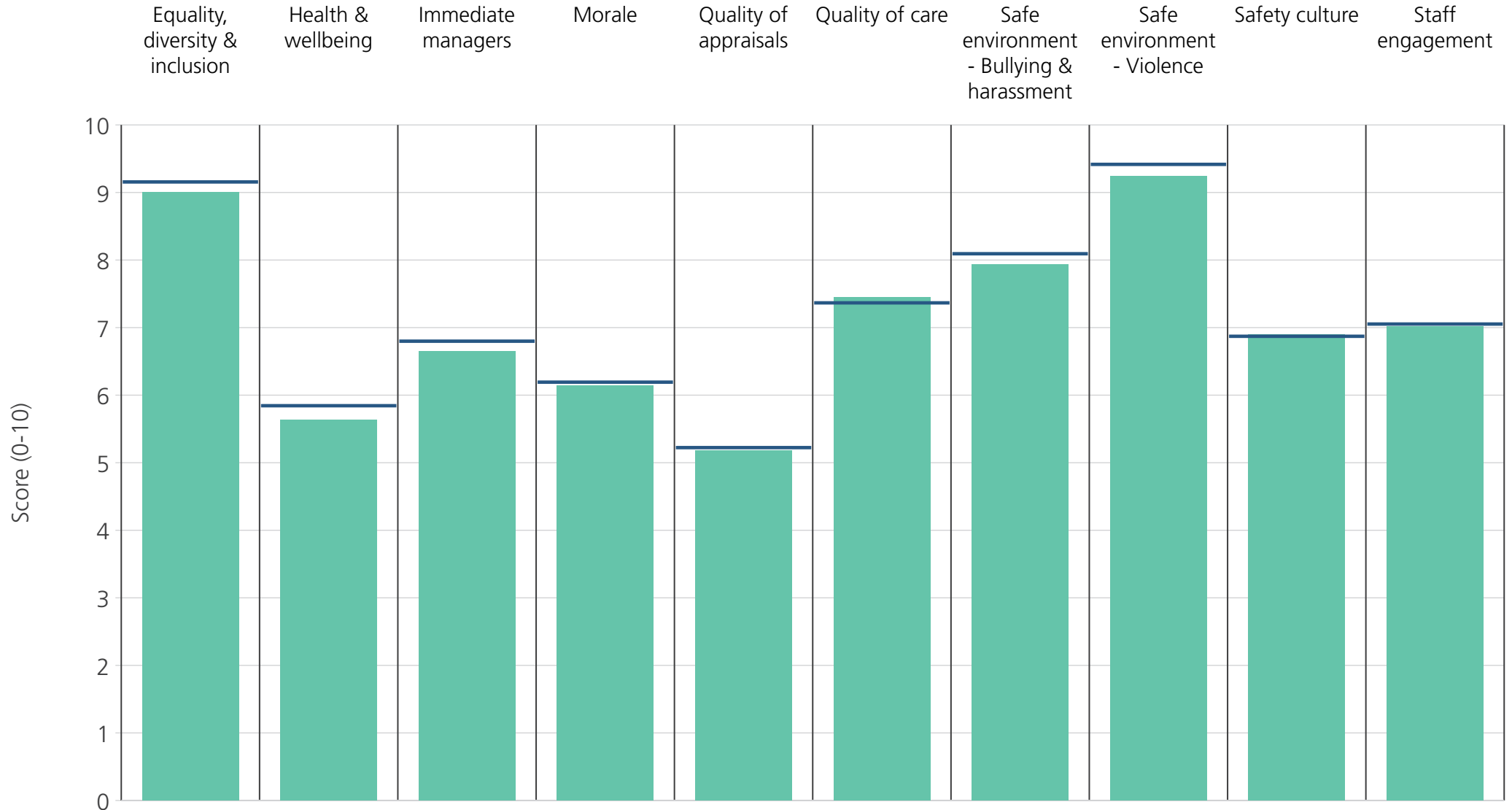
Directorate	9.0	6.2	6.8	6.4	5.3	7.0	8.3	9.6	6.6	7.0
Your org	9.2	5.8	6.8	6.2	5.2	7.4	8.1	9.4	6.9	7.1
Responses	187	187	187	183	115	150	182	184	187	187



Directorate	9.3	5.5	6.5	6.0	5.0	6.9	7.9	9.7	6.6	6.8
Your org	9.2	5.8	6.8	6.2	5.2	7.4	8.1	9.4	6.9	7.1
Responses	807	814	812	812	726	766	809	807	813	814



Directorate	8.9	5.6	6.8	6.1	5.3	7.3	7.5	8.6	6.9	7.0
Your org	9.2	5.8	6.8	6.2	5.2	7.4	8.1	9.4	6.9	7.1
Responses	818	821	819	818	688	775	816	817	821	822



Directorate	9.0	5.6	6.7	6.1	5.2	7.4	7.9	9.2	6.9	7.0
Your org	9.2	5.8	6.8	6.2	5.2	7.4	8.1	9.4	6.9	7.1
Responses	878	881	882	879	743	827	876	877	878	884