

Rotherham Doncaster and South Humber NHS Foundation Trust

2018 NHS Staff Survey

Directorate Report

Contents

Introduction	3
Themes – Directorates 1	4
Add Prof Scientific and Technic	5
Additional Clinical Services	6
Administrative and Clerical	7
Allied Health Professionals	8
Estates and Ancillary	9
Medical and Dental	10
Nursing and Midwifery Registered	11
Themes – Directorates 2	12
Children's Care Group (CCG)	13
Corporate Division	14
Doncaster Care Group	15
North Lincolnshire Care Group (NLCG)	16
Rotherham Care Group	17

This directorate report for Rotherham Doncaster and South Humber NHS Foundation Trust contains results by directorate for themes from the 2018 NHS Staff Survey. These results are compared to the unweighted average for your organisation.

Please note: It is possible that there are differences between the 'Your org' scores reported in this directorate report and those in the benchmark report. This is because the results in the benchmark report are weighted to allow for fair comparisons between organisations of a similar type. However, in this report comparisons are made within your organisation so the unweighted organisation result is a more appropriate point of comparison.

The directorate breakdowns used in this report were provided and defined by Rotherham Doncaster and South Humber NHS Foundation Trust. Details of how the theme scores were calculated are included in the Technical Document, available to download from our [results website](#).

Key features

Breakdown type and **directorate name** are specified in the header. Black text in the header is hyperlinked: clicking on '2018 NHS Staff Survey Results' navigates back to the contents page.

Directorate results are presented in the context of the (unweighted) **organisation average ('Your org')**, so it is easy to tell if a directorate is performing better or worse than the organisation average. For all themes, a higher score is a better result than a lower score.

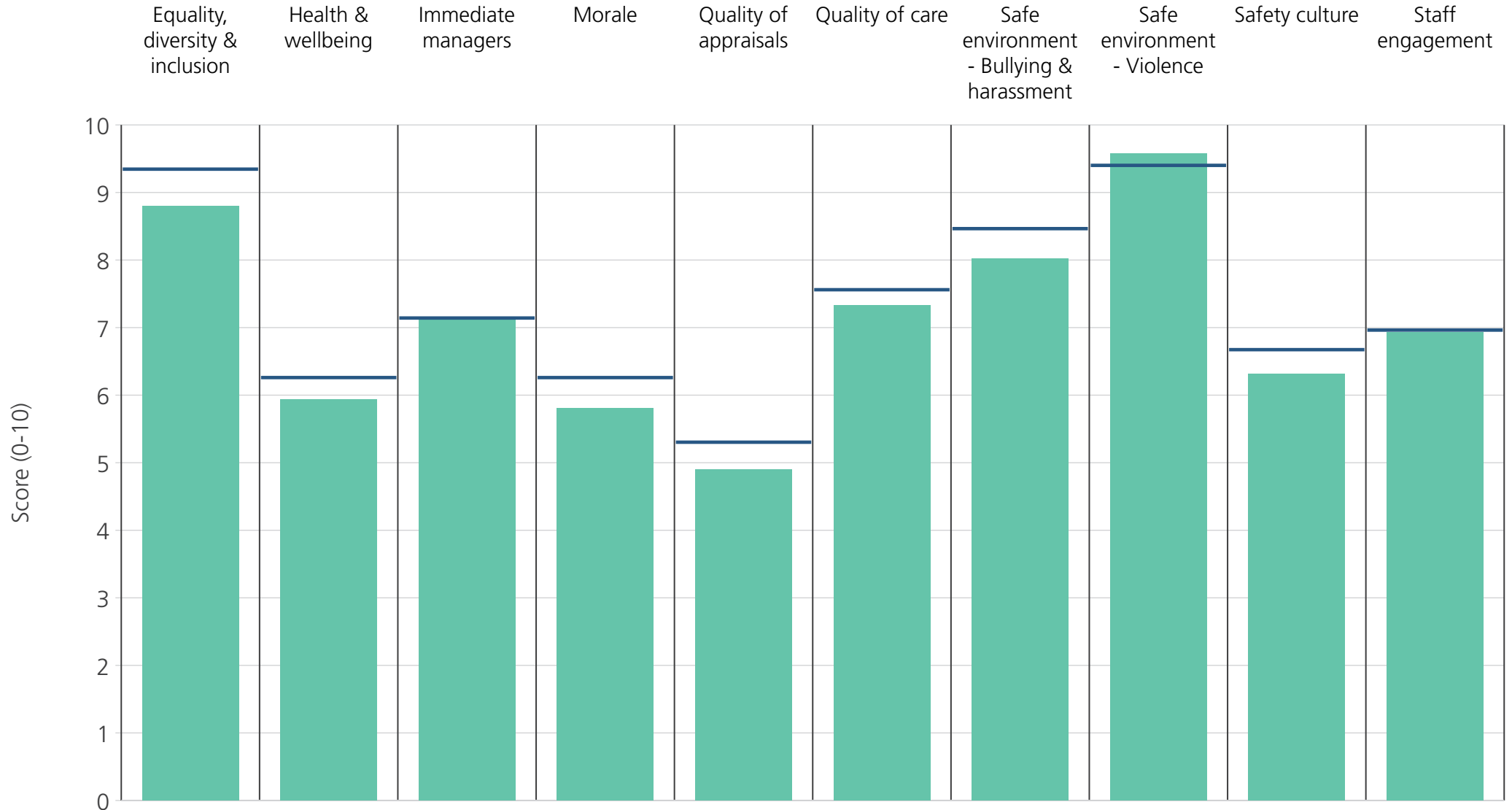
The **number of responses** feeding into each theme score **for the given directorate** is specified below the table containing the directorate and trust scores.



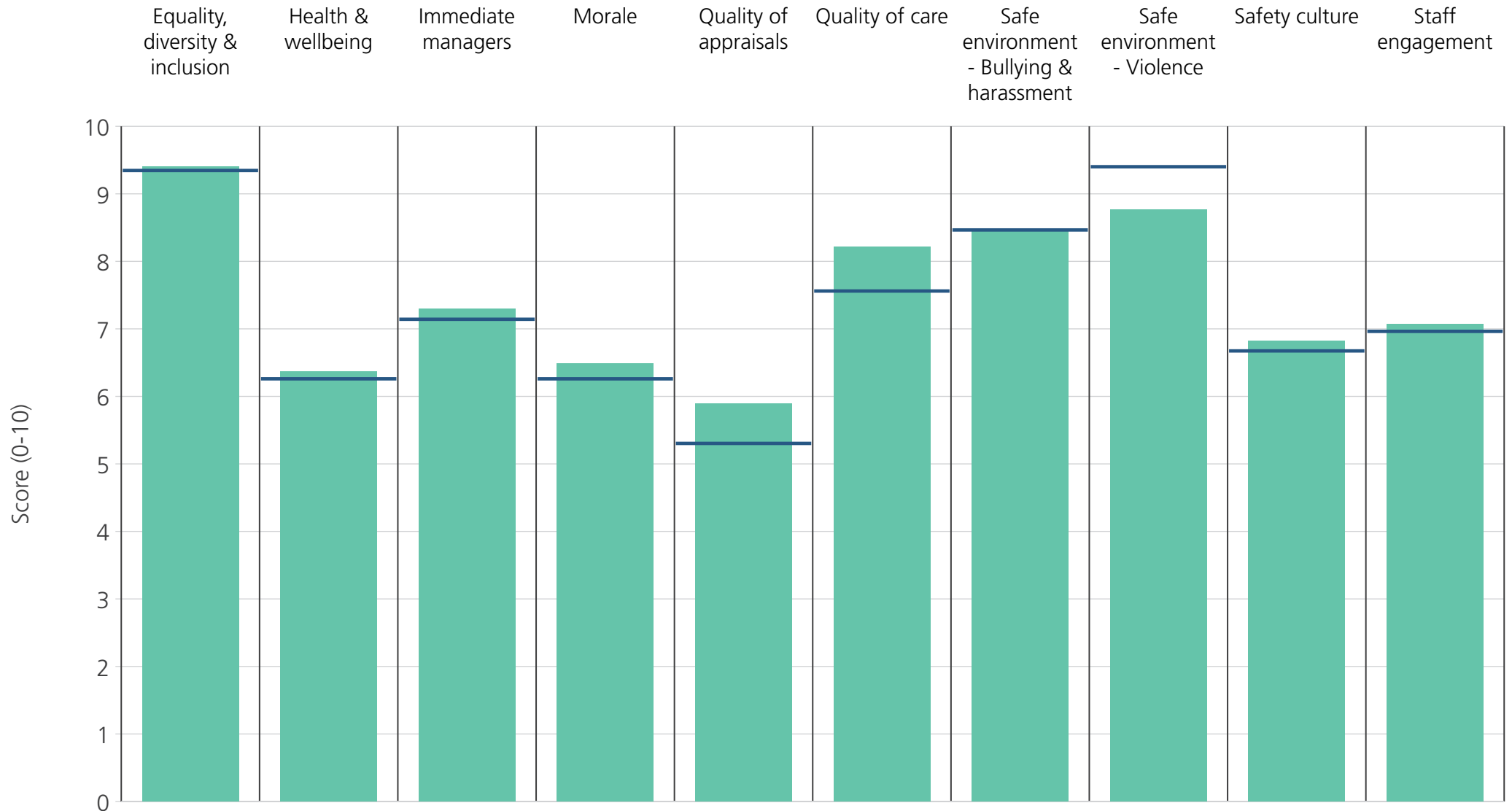
! Note: when there are less than 11 responses in a group, results are suppressed to protect staff confidentiality

Directorates 1

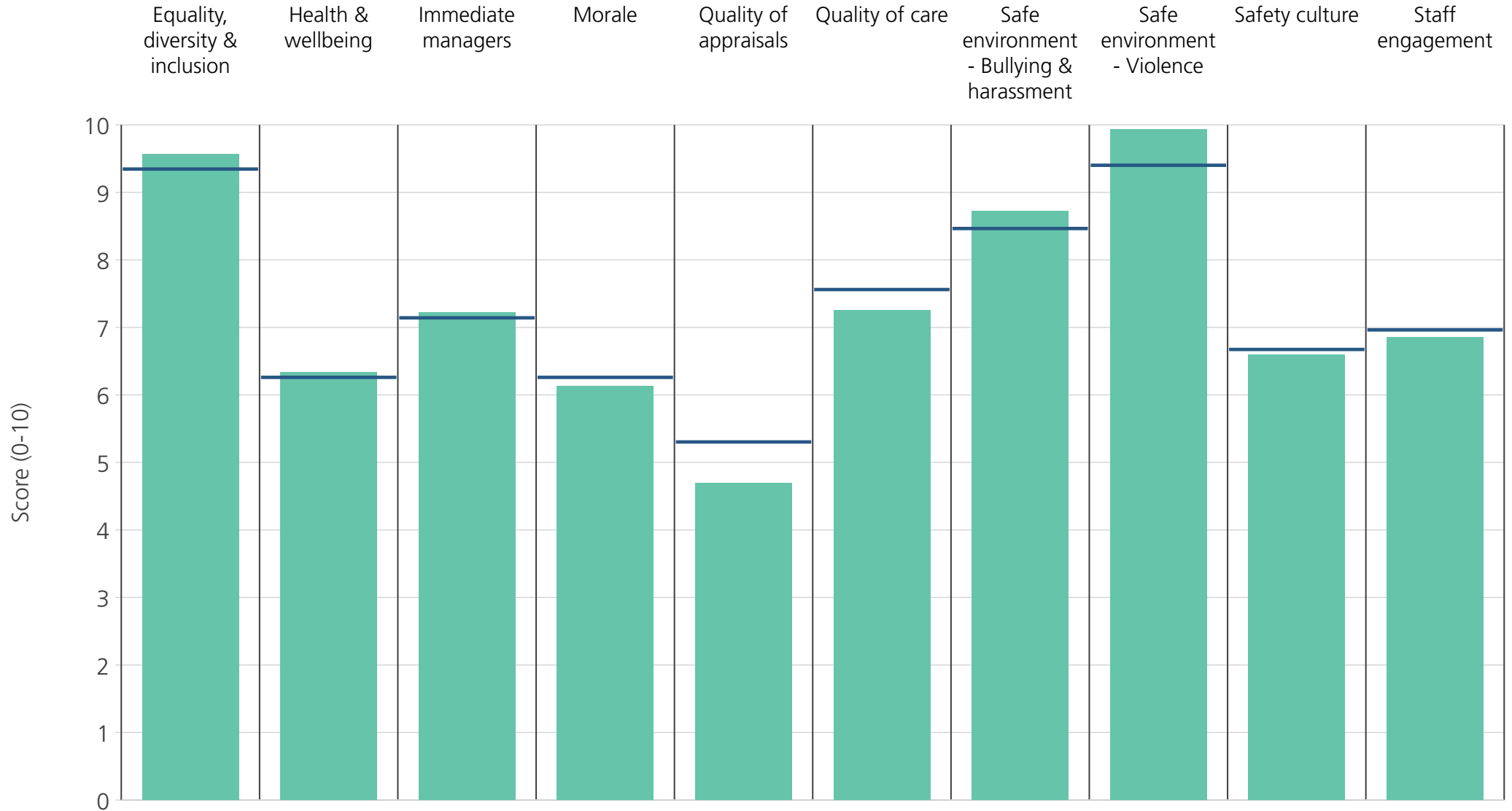
Rotherham Doncaster and South Humber NHS Foundation Trust
2018 NHS Staff Survey Results



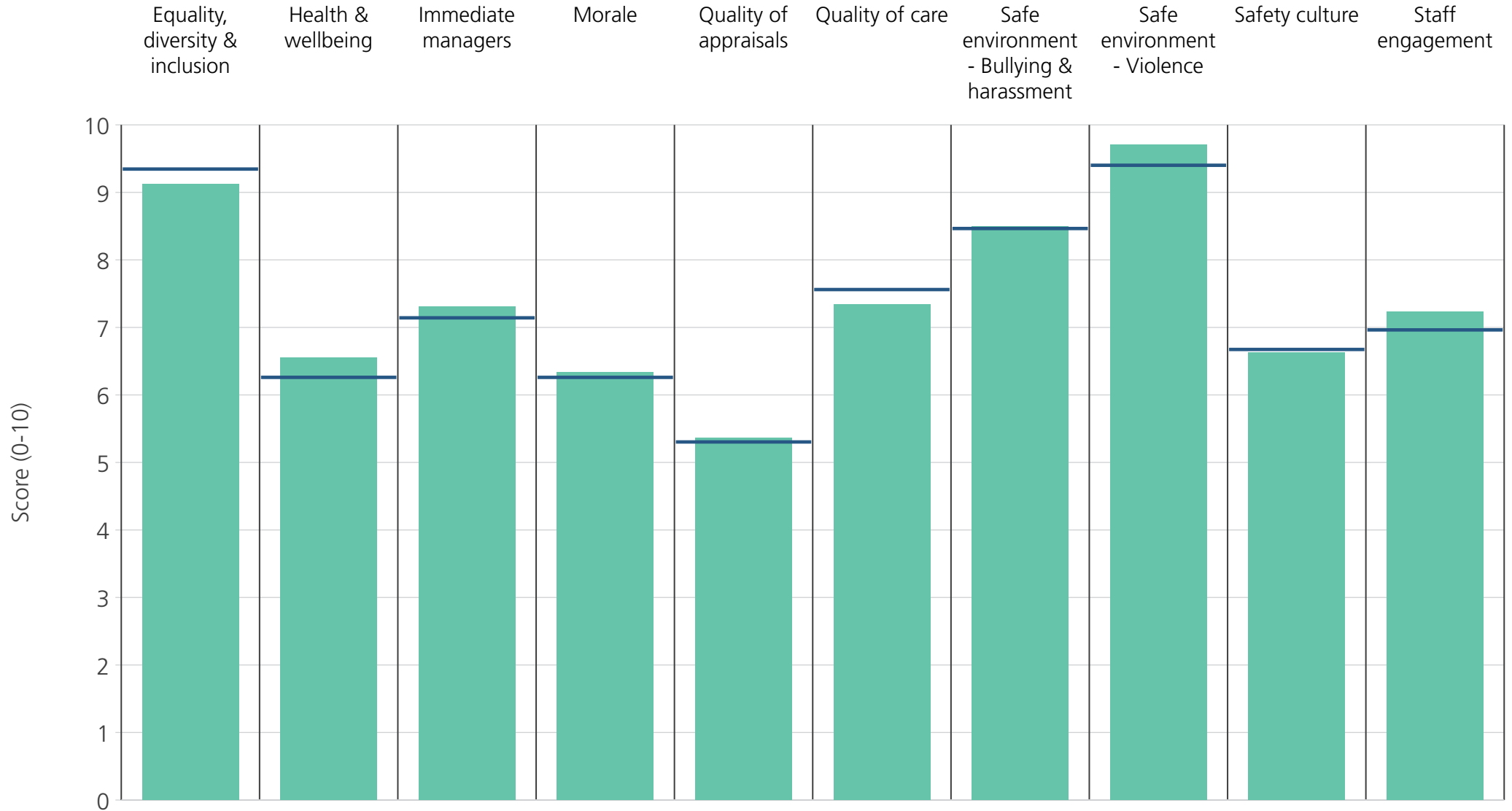
Directorate	8.8	5.9	7.2	5.8	4.9	7.3	8.0	9.6	6.3	6.9
Your org	9.3	6.3	7.1	6.3	5.3	7.6	8.5	9.4	6.7	7.0
Responses	84	86	87	85	76	86	86	86	86	87



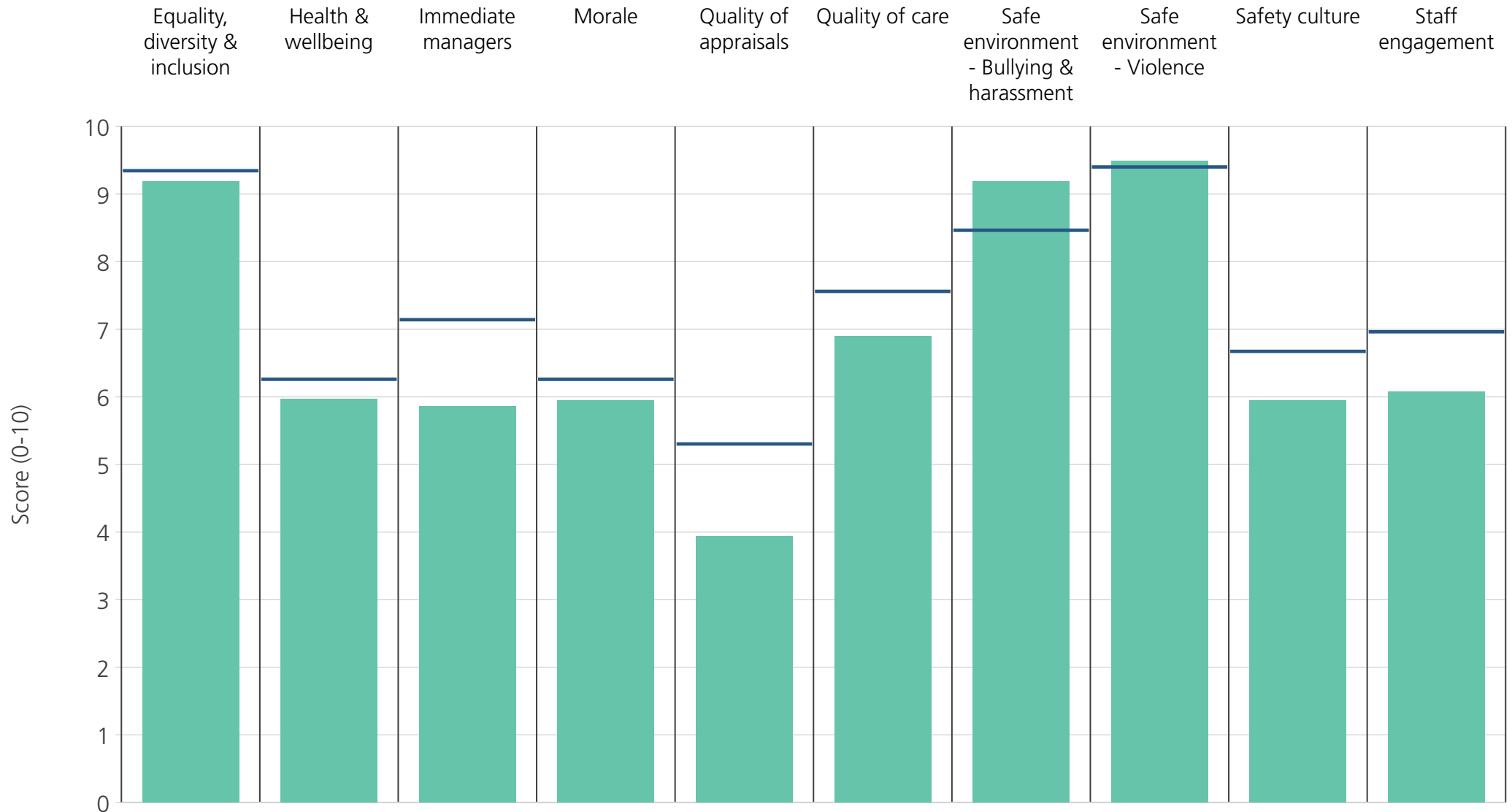
Directorate	9.4	6.4	7.3	6.5	5.9	8.2	8.5	8.8	6.8	7.1
Your org	9.3	6.3	7.1	6.3	5.3	7.6	8.5	9.4	6.7	7.0
Responses	273	277	281	275	248	279	271	269	280	280



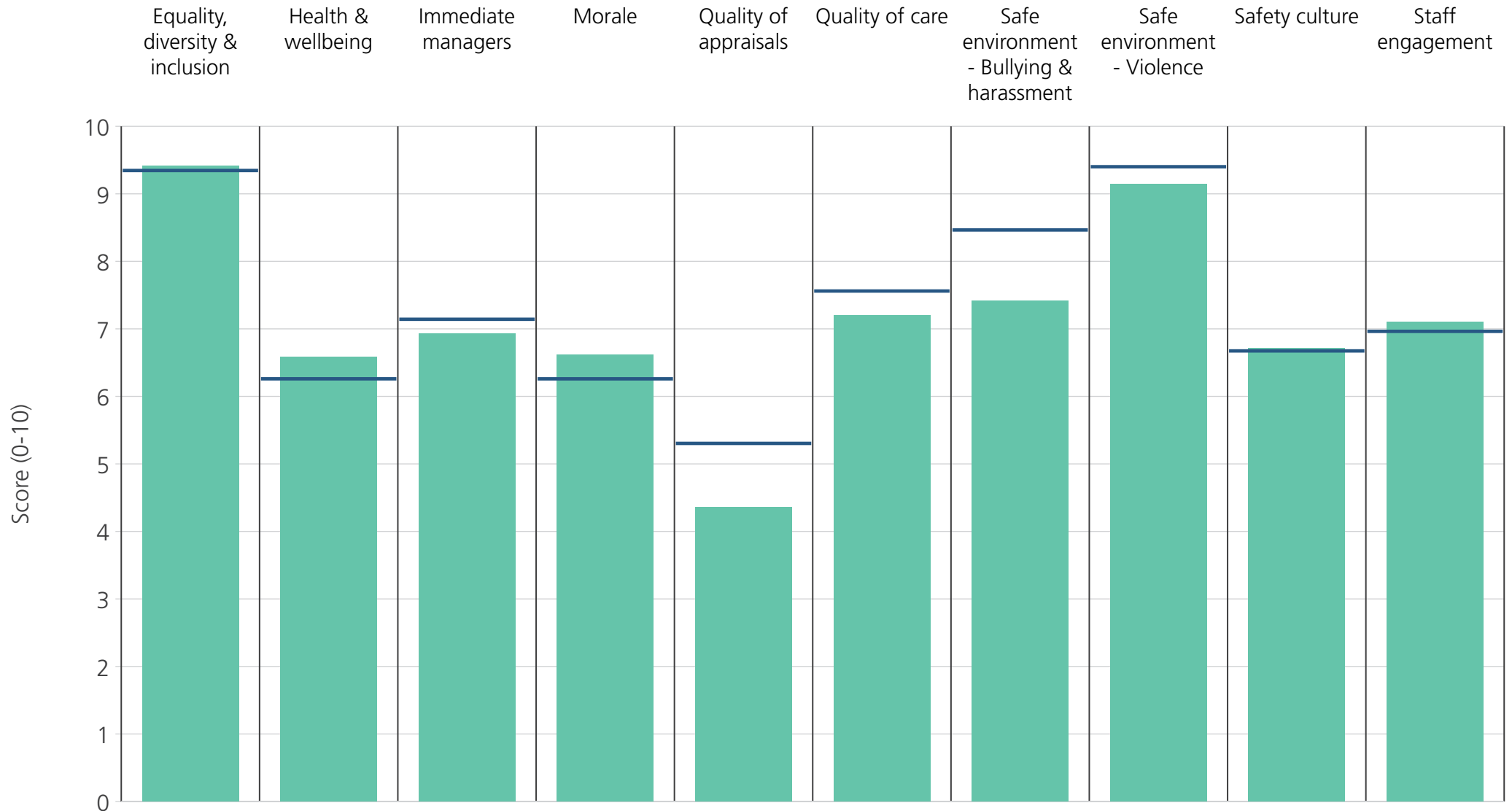
Directorate	9.6	6.3	7.2	6.1	4.7	7.3	8.7	9.9	6.6	6.9
Your org	9.3	6.3	7.1	6.3	5.3	7.6	8.5	9.4	6.7	7.0
Responses	401	404	408	409	365	180	406	404	403	408



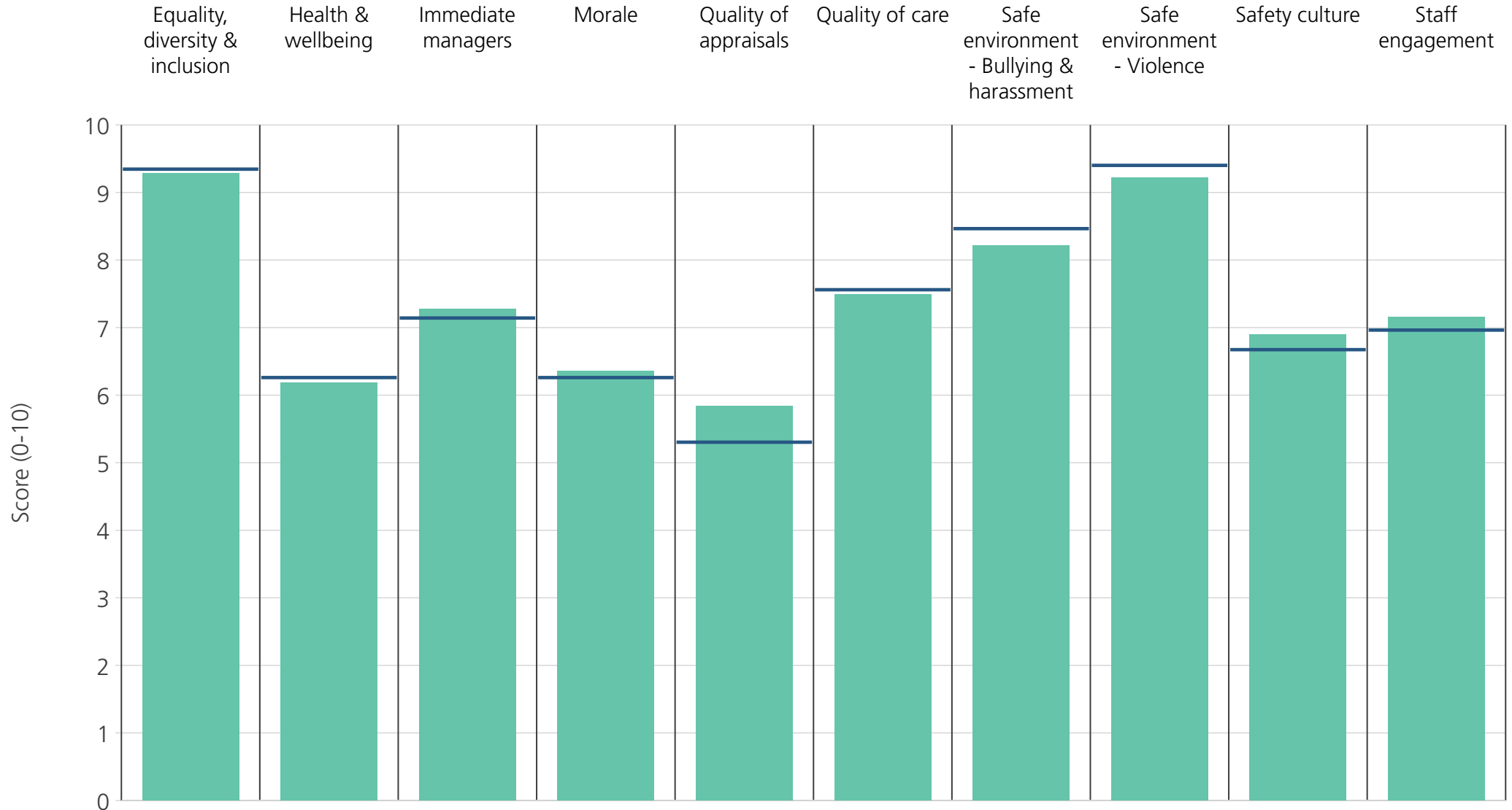
Directorate	9.1	6.6	7.3	6.3	5.4	7.3	8.5	9.7	6.6	7.2
Your org	9.3	6.3	7.1	6.3	5.3	7.6	8.5	9.4	6.7	7.0
Responses	80	81	81	81	72	80	80	80	80	81



Directorate	9.2	6.0	5.9	5.9	3.9	6.9	9.2	9.5	5.9	6.1
Your org	9.3	6.3	7.1	6.3	5.3	7.6	8.5	9.4	6.7	7.0
Responses	106	111	112	108	78	70	107	104	110	112



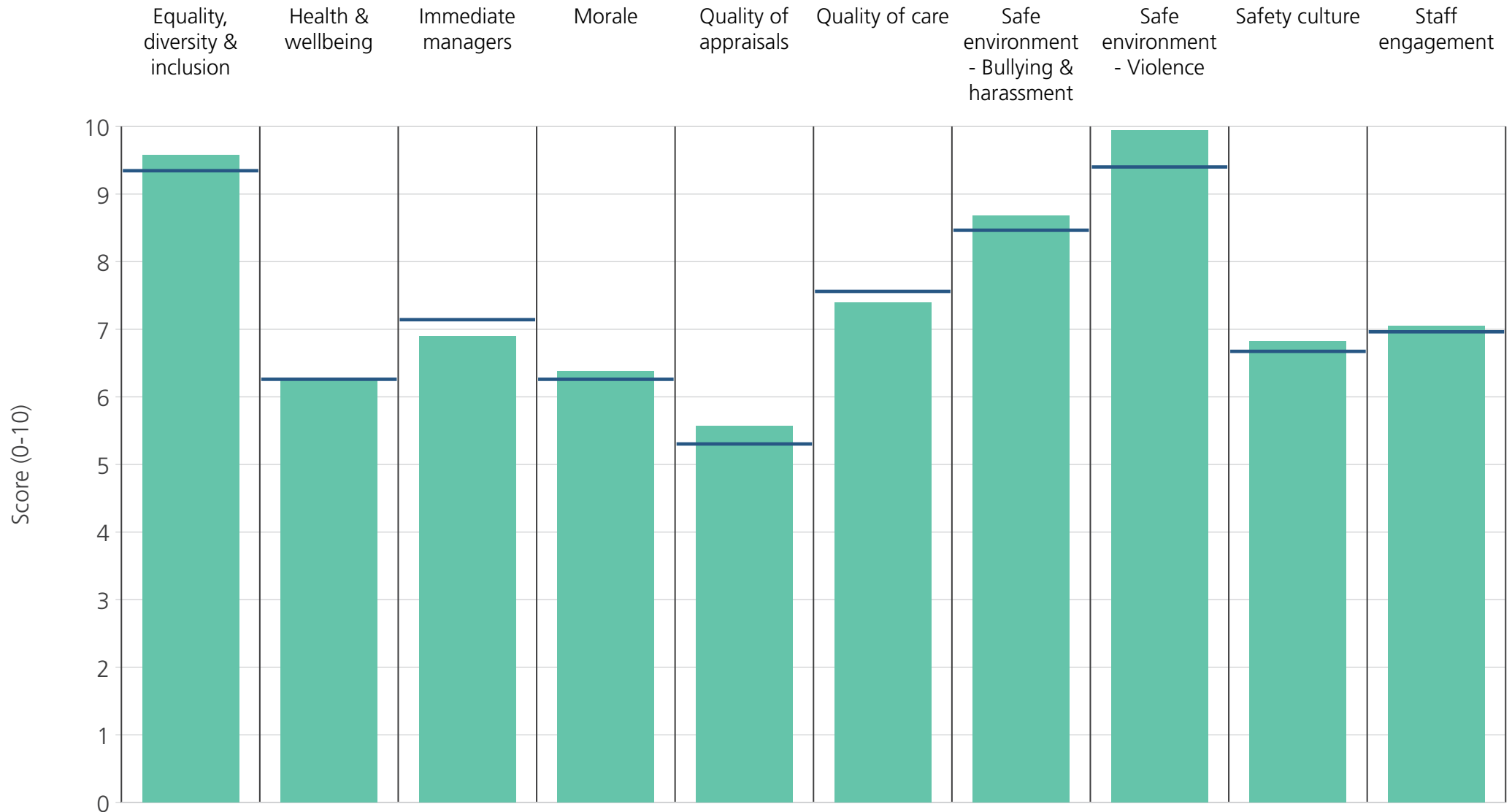
Directorate	9.4	6.6	6.9	6.6	4.4	7.2	7.4	9.1	6.7	7.1
Your org	9.3	6.3	7.1	6.3	5.3	7.6	8.5	9.4	6.7	7.0
Responses	30	31	31	29	29	30	31	31	31	31



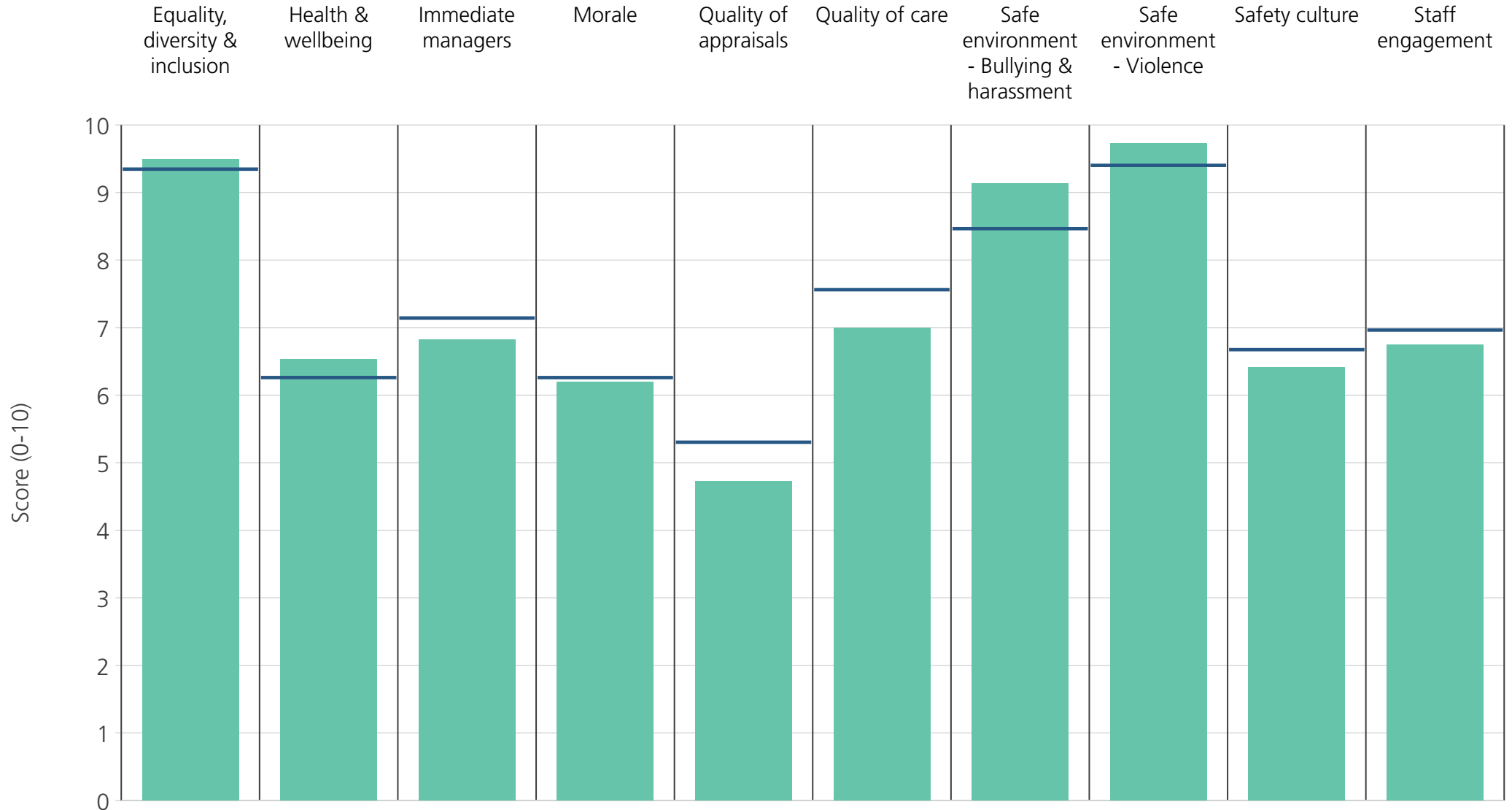
Directorate	9.3	6.2	7.3	6.4	5.8	7.5	8.2	9.2	6.9	7.2
Your org	9.3	6.3	7.1	6.3	5.3	7.6	8.5	9.4	6.7	7.0
Responses	462	466	469	461	435	458	464	460	465	469

Directorates 2

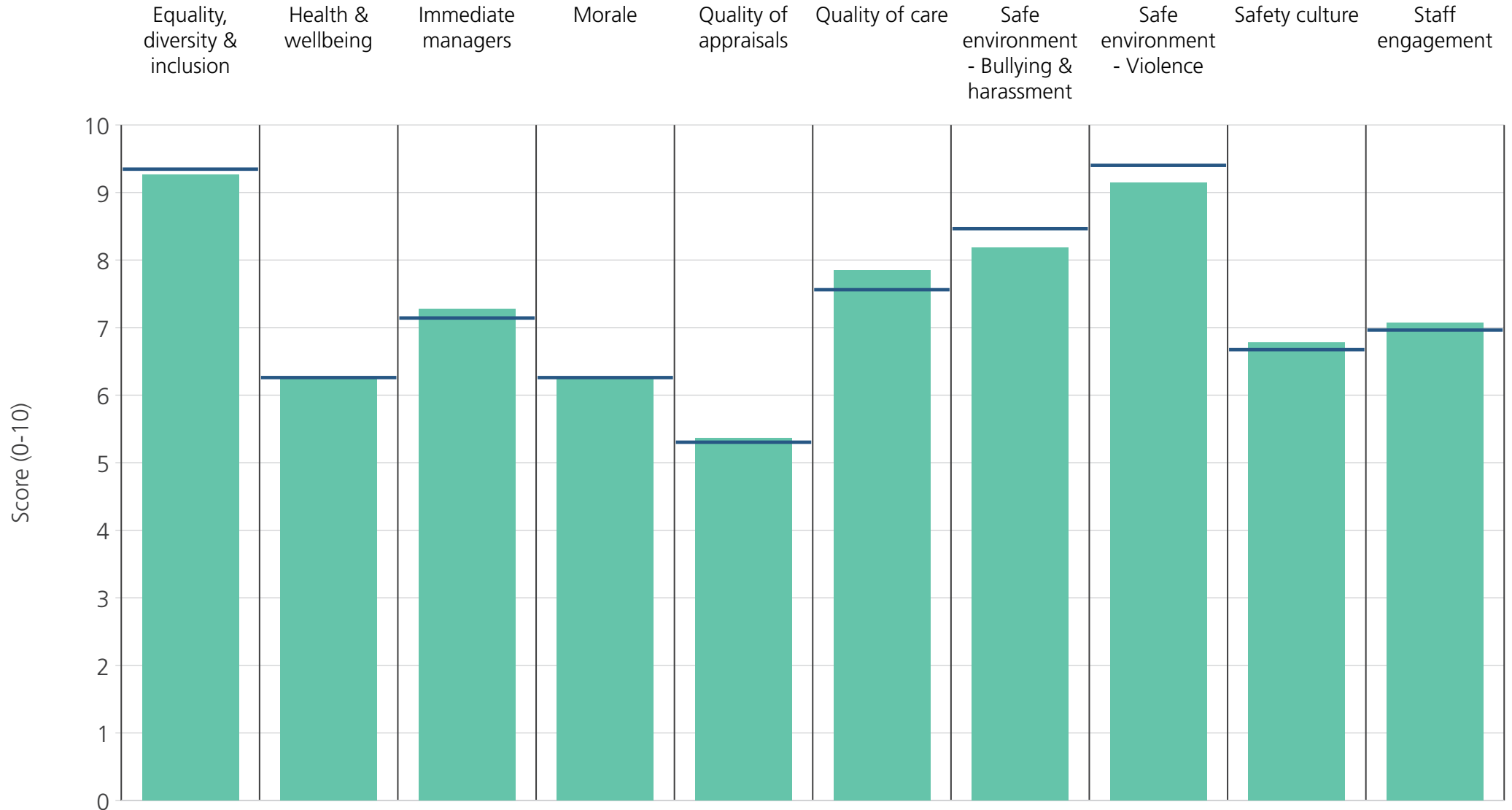
Rotherham Doncaster and South Humber NHS Foundation Trust
2018 NHS Staff Survey Results



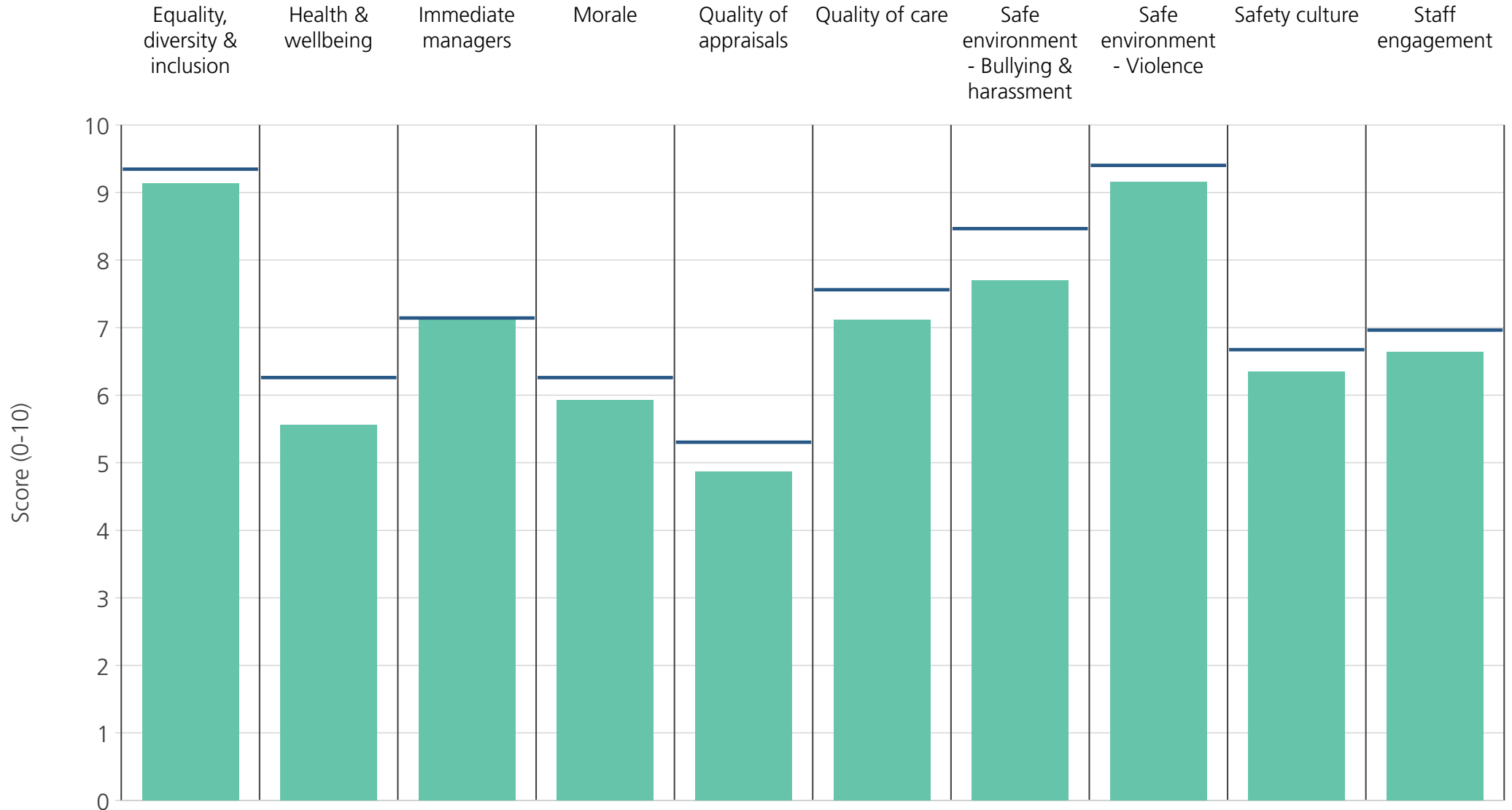
Directorate	9.6	6.2	6.9	6.4	5.6	7.4	8.7	9.9	6.8	7.0
Your org	9.3	6.3	7.1	6.3	5.3	7.6	8.5	9.4	6.7	7.0
Responses	221	224	223	219	211	207	222	221	223	223



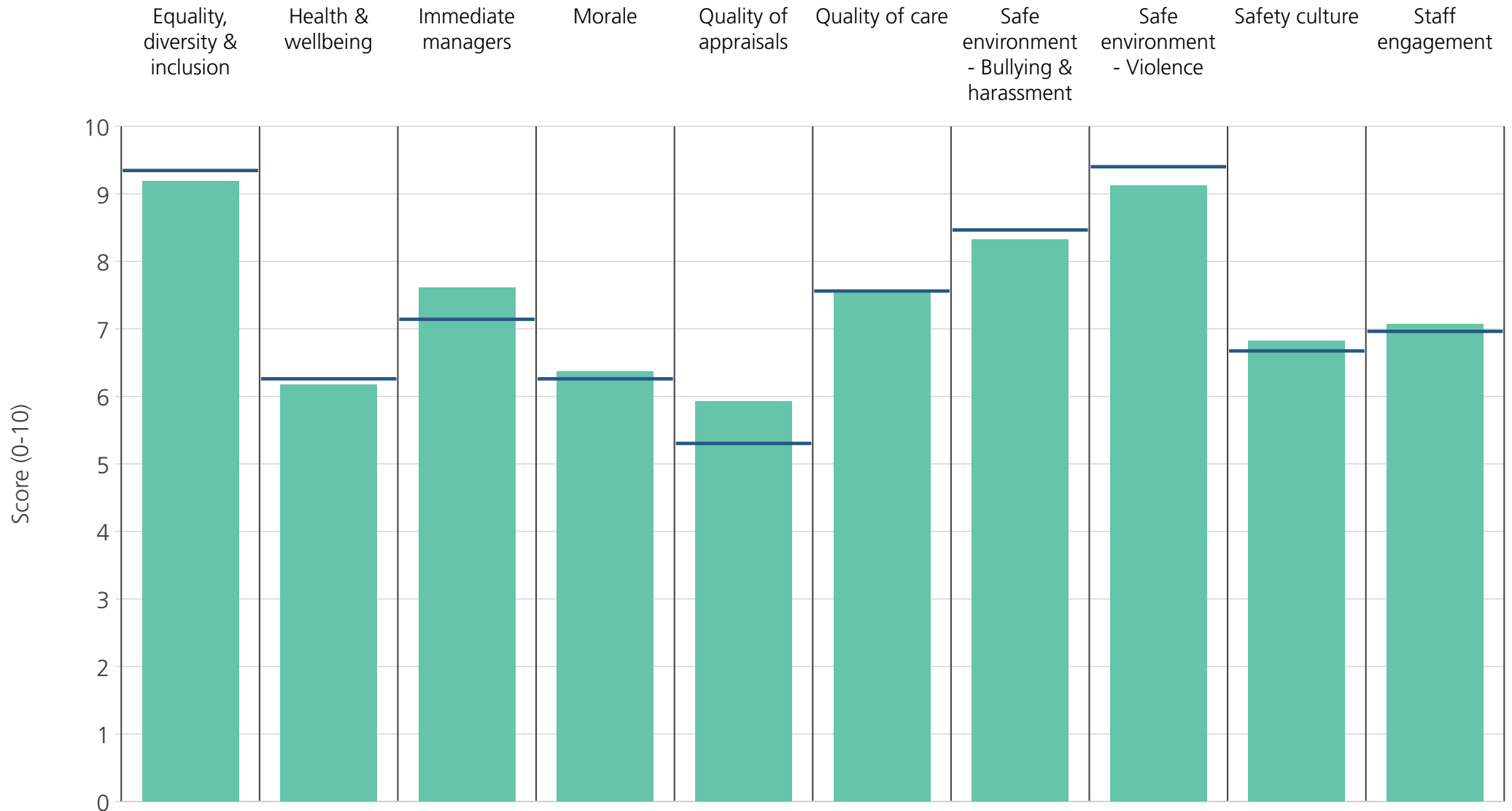
Directorate	9.5	6.5	6.8	6.2	4.7	7.0	9.1	9.7	6.4	6.7
Your org	9.3	6.3	7.1	6.3	5.3	7.6	8.5	9.4	6.7	7.0
Responses	336	343	347	342	276	145	339	337	340	347



Directorate	9.3	6.3	7.3	6.3	5.4	7.8	8.2	9.1	6.8	7.1
Your org	9.3	6.3	7.1	6.3	5.3	7.6	8.5	9.4	6.7	7.0
Responses	595	599	608	599	550	563	595	589	601	608



Directorate	9.1	5.6	7.1	5.9	4.9	7.1	7.7	9.1	6.3	6.6
Your org	9.3	6.3	7.1	6.3	5.3	7.6	8.5	9.4	6.7	7.0
Responses	99	100	100	100	94	90	100	98	100	100



Directorate	9.2	6.2	7.6	6.4	5.9	7.6	8.3	9.1	6.8	7.1
Your org	9.3	6.3	7.1	6.3	5.3	7.6	8.5	9.4	6.7	7.0
Responses	185	190	191	188	172	178	189	189	191	190