

Portsmouth Hospitals NHS Trust

2019 NHS Staff Survey

Directorate Report

Contents

Introduction	3
Themes – Directorates 1	4
Clinical Delivery Division	5
Corporate Services	6
Medicine and Urgent Care Division	7
Networked Services Division	8
Surgical and Outpatients Division	9
Themes – Directorates 2	10
Admin & Management	11
Medical & Dental	12
Nursing & Midwifery	13
Scientific, Technical & Therapeutic	14

This directorate report for Portsmouth Hospitals NHS Trust contains results by directorate for themes from the 2019 NHS Staff Survey. These results are compared to the unweighted average for your organisation.

Please note: It is possible that there are differences between the 'Your org' scores reported in this directorate report and those in the benchmark report. This is because the results in the benchmark report are weighted to allow for fair comparisons between organisations of a similar type. However, in this report comparisons are made within your organisation so the unweighted organisation result is a more appropriate point of comparison.

The directorate breakdowns used in this report were provided and defined by Portsmouth Hospitals NHS Trust. Details of how the theme scores were calculated are included in the Technical Document, available to download from our [results website](#).

Key features

Breakdown type and **directorate name** are specified in the header. Black text in the header is hyperlinked: clicking on '2019 NHS Staff Survey Results' navigates back to the contents page.

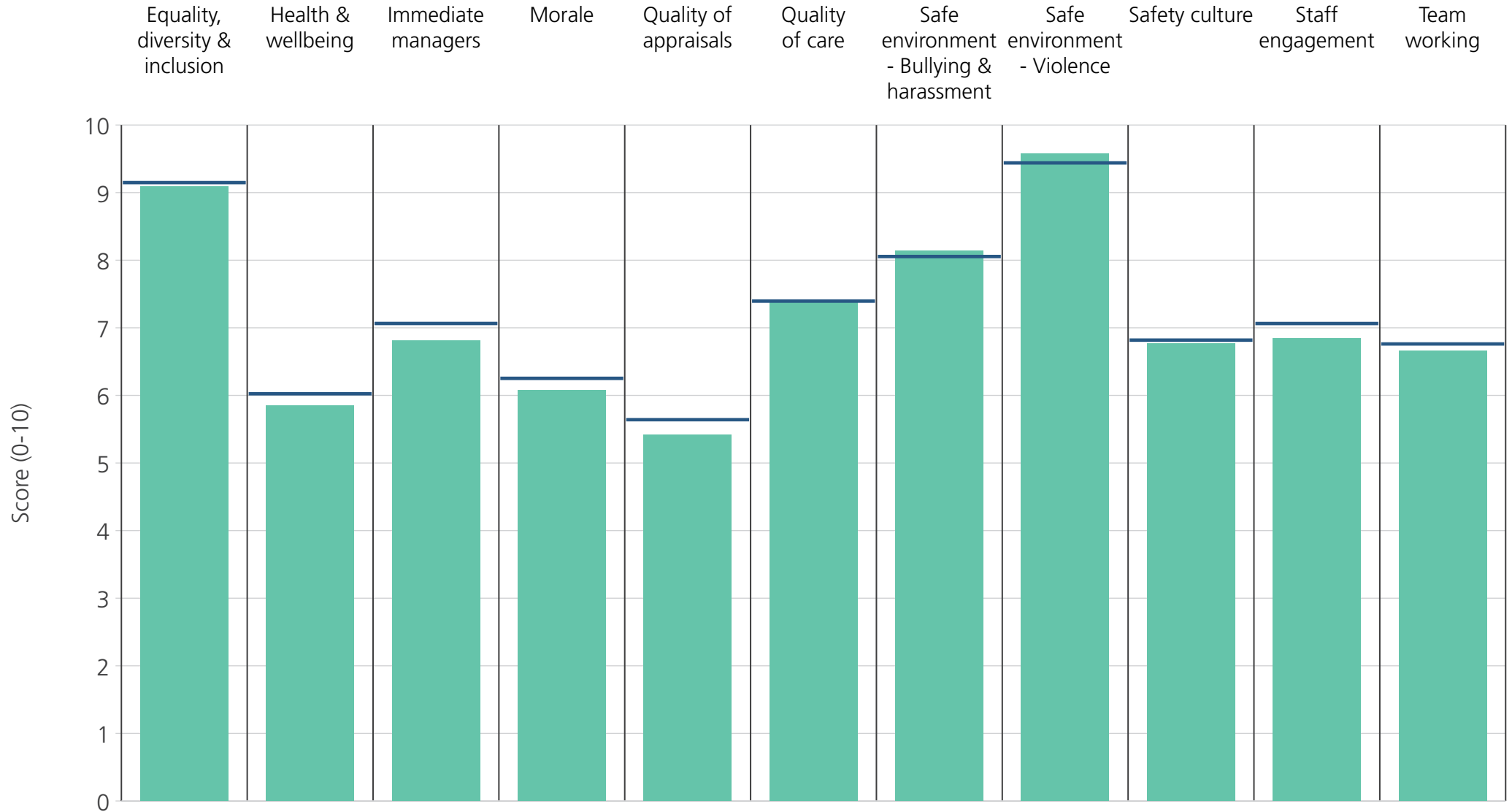
Directorate results are presented in the context of the (unweighted) **organisation average ('Your org')**, so it is easy to tell if a directorate is performing better or worse than the organisation average. For all themes, a higher score is a better result than a lower score.

The **number of responses** feeding into each theme score **for the given directorate** is specified below the table containing the directorate and trust scores.

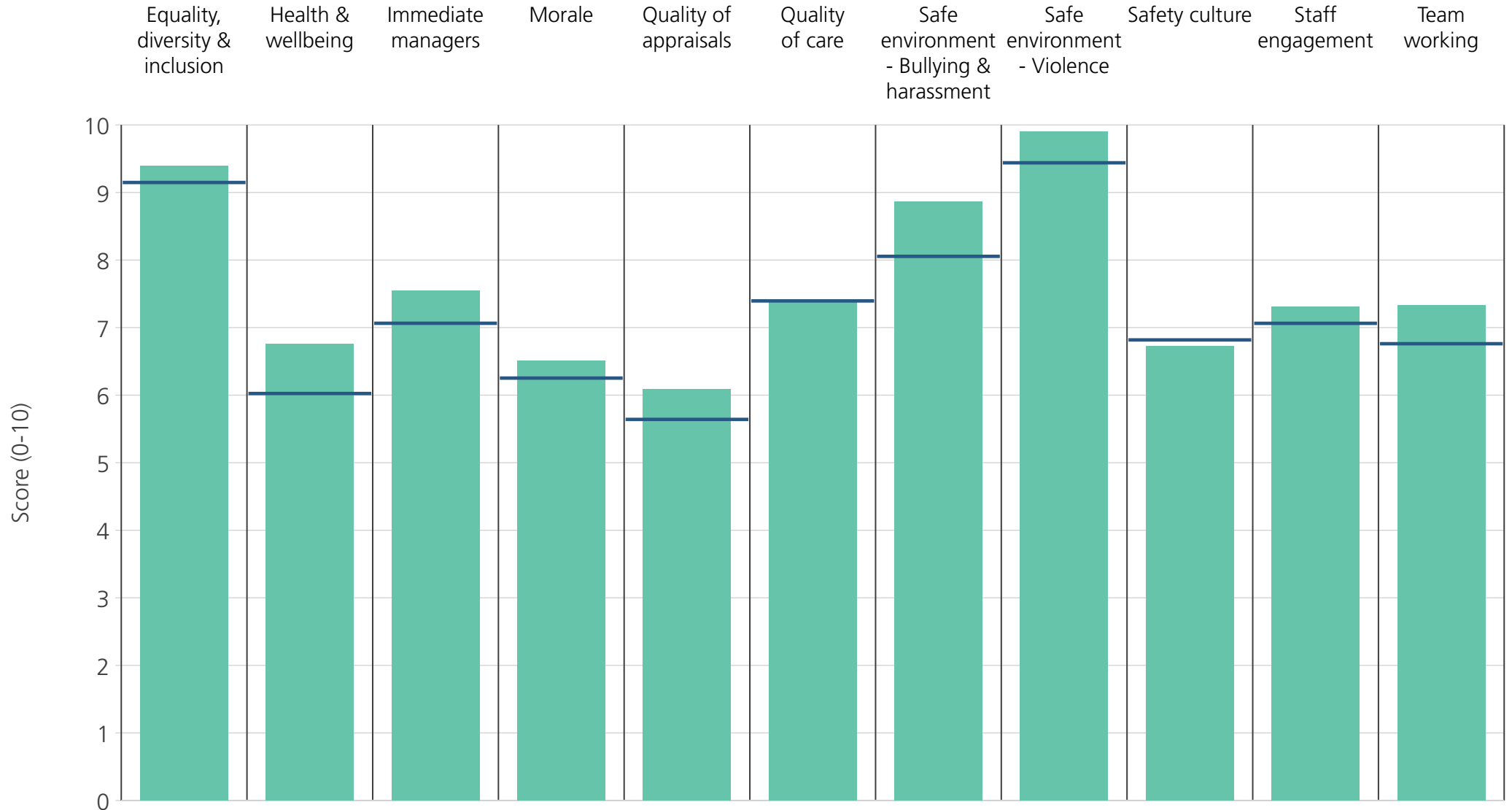


! Note: when there are less than 11 responses in a group, results are suppressed to protect staff confidentiality

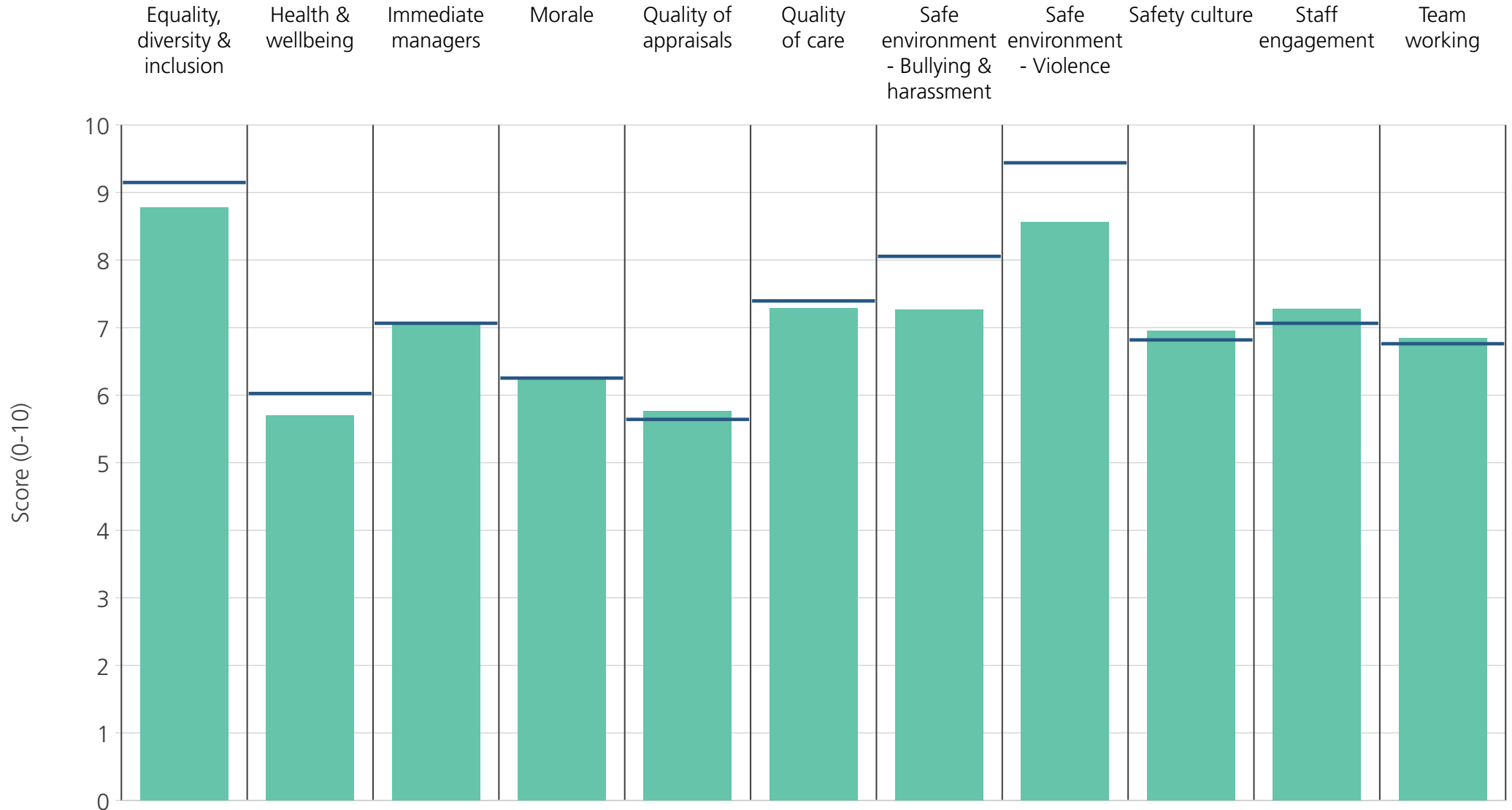
Directorates 1



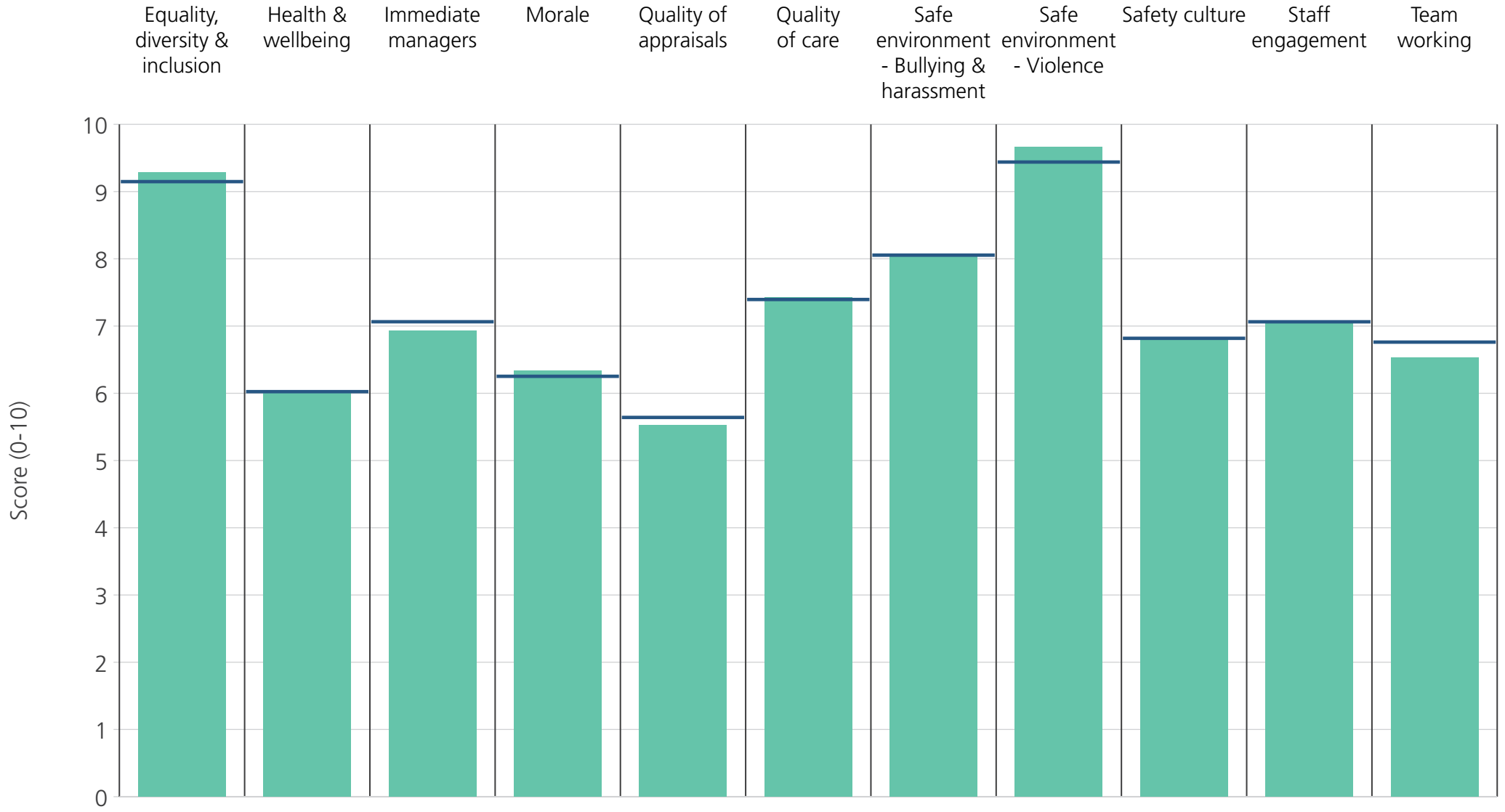
Directorate	9.1	5.9	6.8	6.1	5.4	7.4	8.1	9.6	6.8	6.8	6.7
Your org	9.1	6.0	7.1	6.3	5.6	7.4	8.1	9.4	6.8	7.1	6.8
Responses	1237	1238	1240	1231	1087	1172	1230	1232	1238	1242	1233



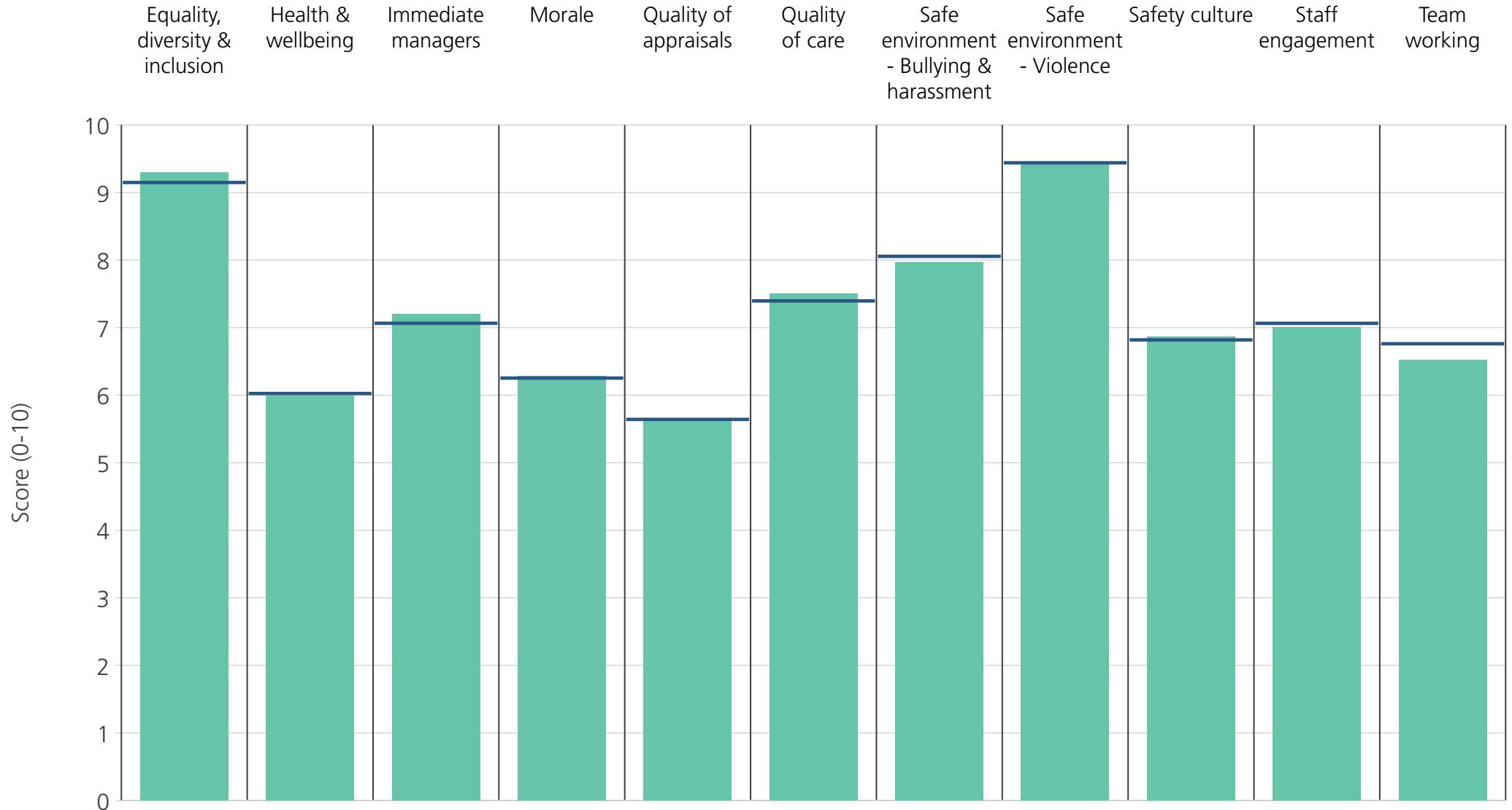
Directorate	9.4	6.8	7.5	6.5	6.1	7.4	8.9	9.9	6.7	7.3	7.3
Your org	9.1	6.0	7.1	6.3	5.6	7.4	8.1	9.4	6.8	7.1	6.8
Responses	639	638	638	631	564	420	638	635	628	639	637



Directorate	8.8	5.7	7.1	6.2	5.8	7.3	7.3	8.6	7.0	7.3	6.8
Your org	9.1	6.0	7.1	6.3	5.6	7.4	8.1	9.4	6.8	7.1	6.8
Responses	713	712	718	709	570	690	702	709	712	720	716

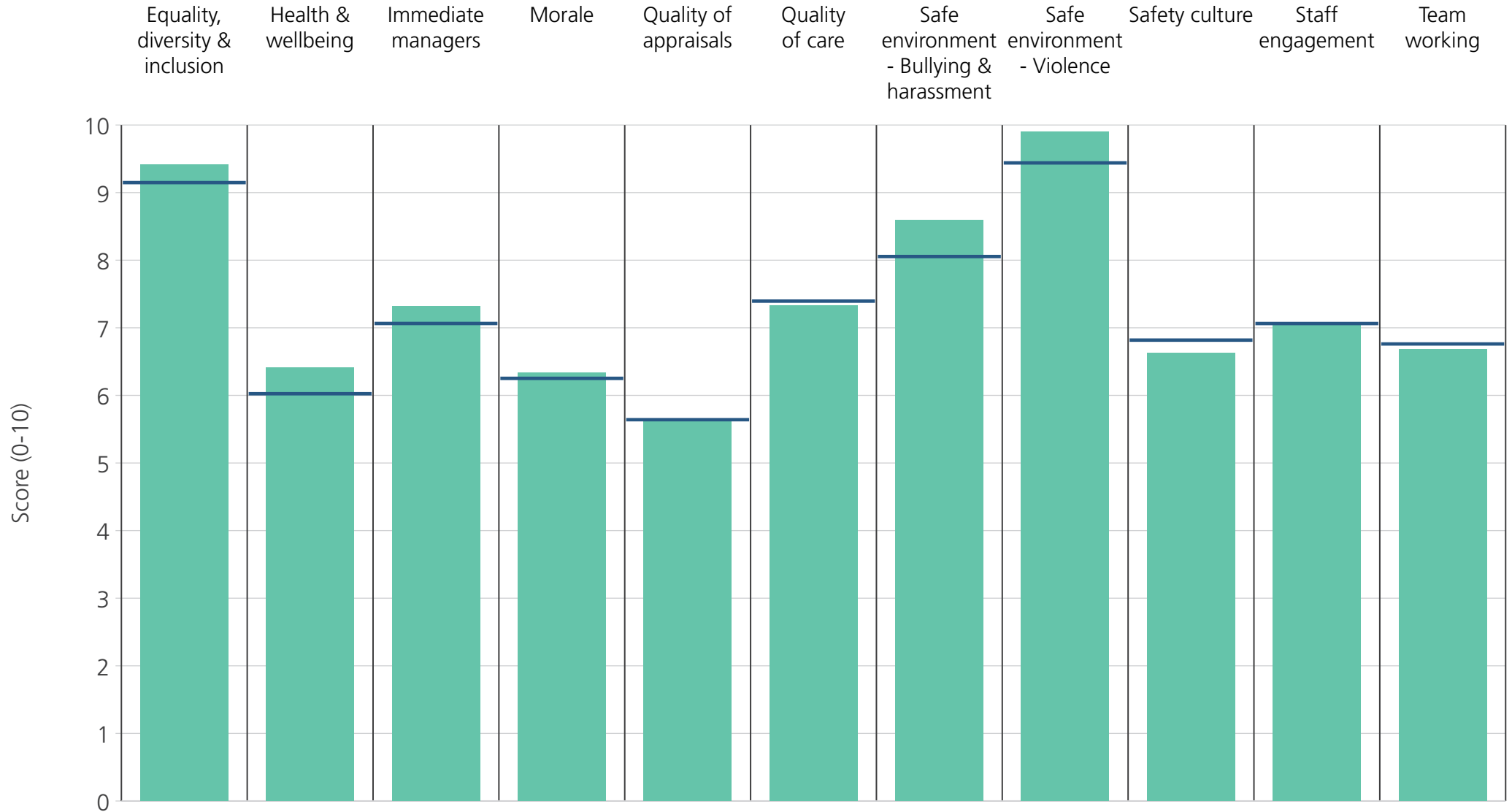


Directorate	9.3	6.0	6.9	6.3	5.5	7.4	8.0	9.7	6.8	7.1	6.5
Your org	9.1	6.0	7.1	6.3	5.6	7.4	8.1	9.4	6.8	7.1	6.8
Responses	680	680	680	674	590	671	675	679	678	682	677

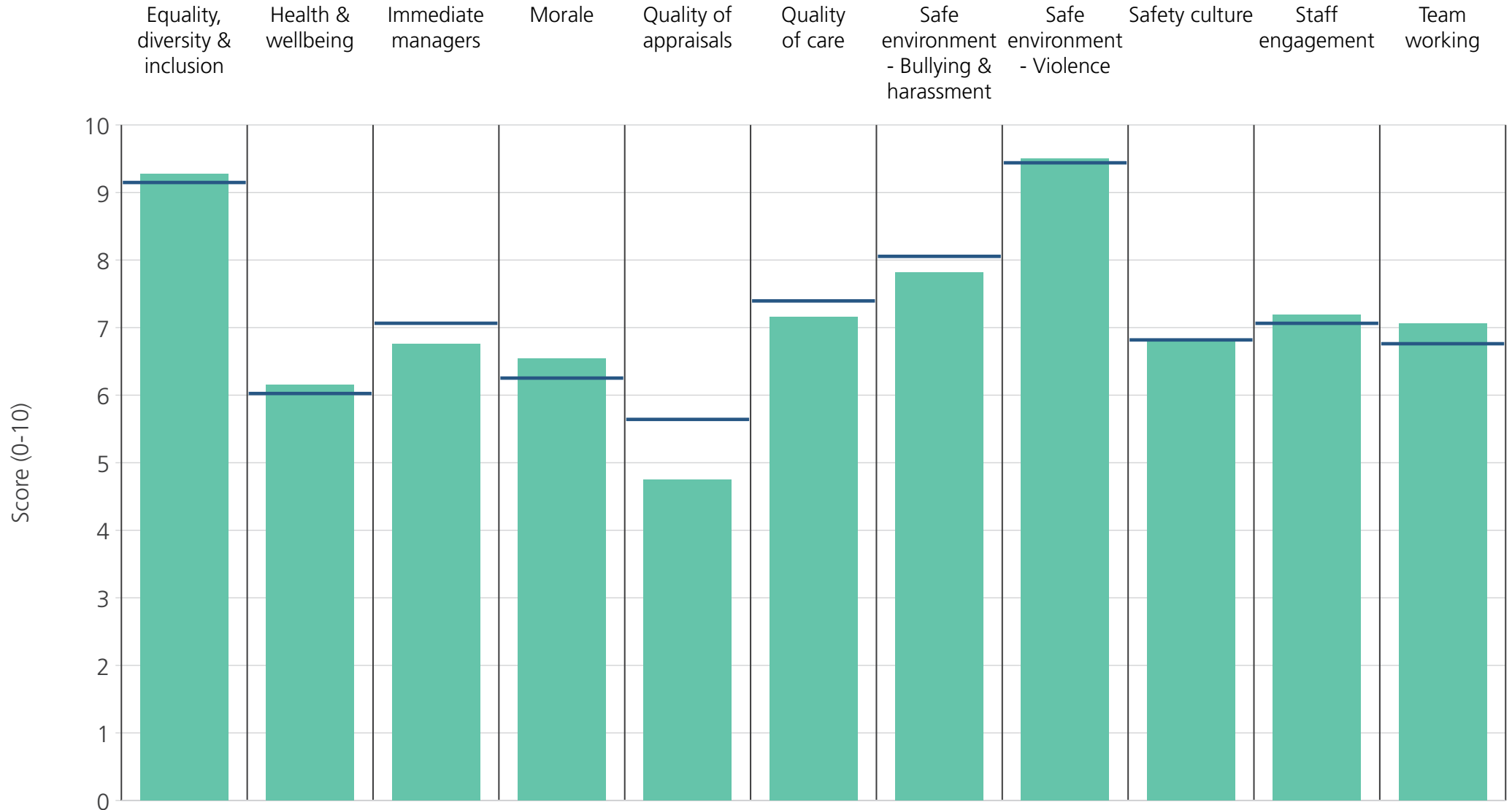


Directorate	9.3	6.0	7.2	6.3	5.6	7.5	8.0	9.5	6.9	7.0	6.5
Your org	9.1	6.0	7.1	6.3	5.6	7.4	8.1	9.4	6.8	7.1	6.8
Responses	606	610	613	605	523	577	607	607	609	613	603

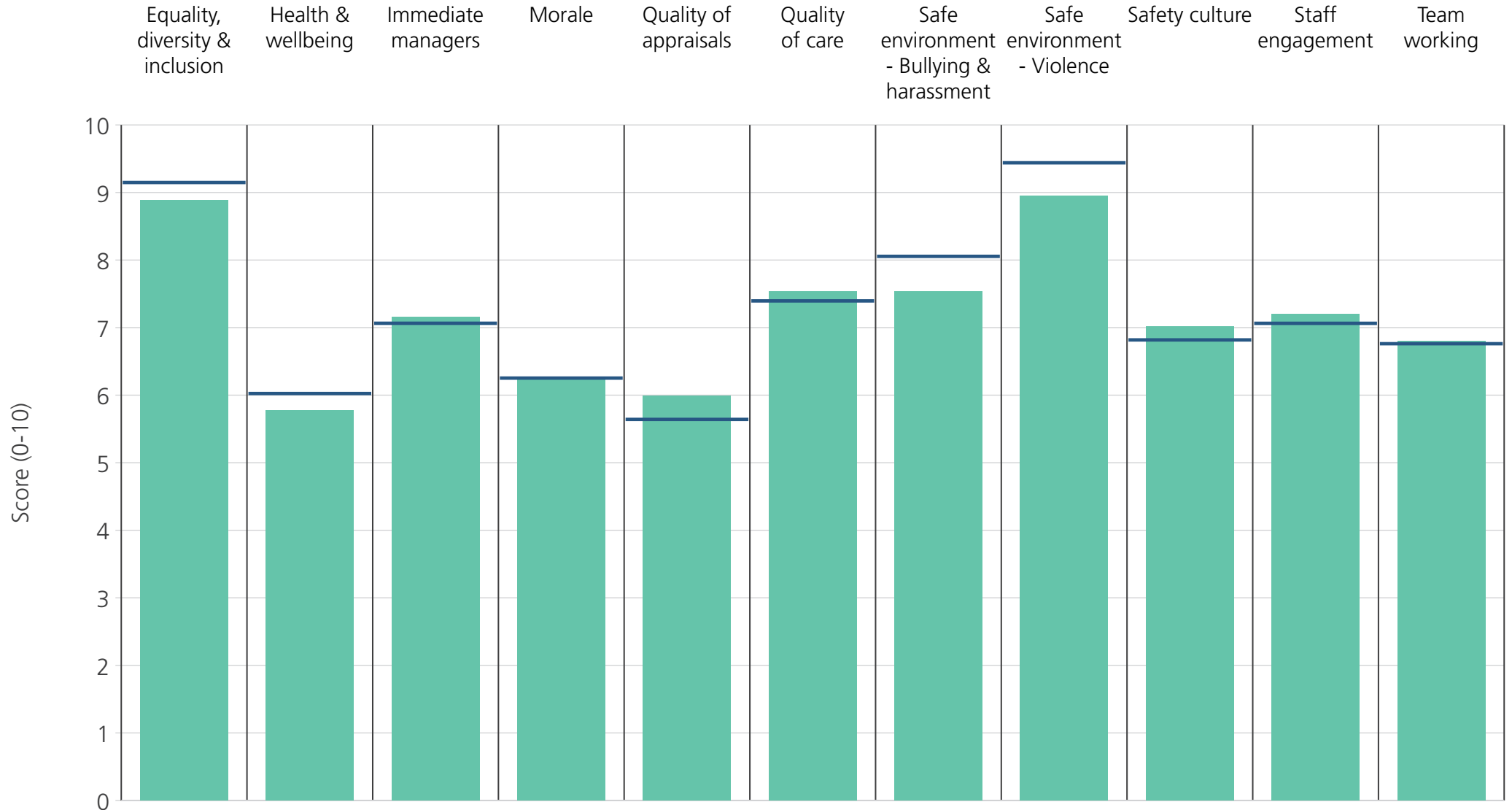
Directorates 2



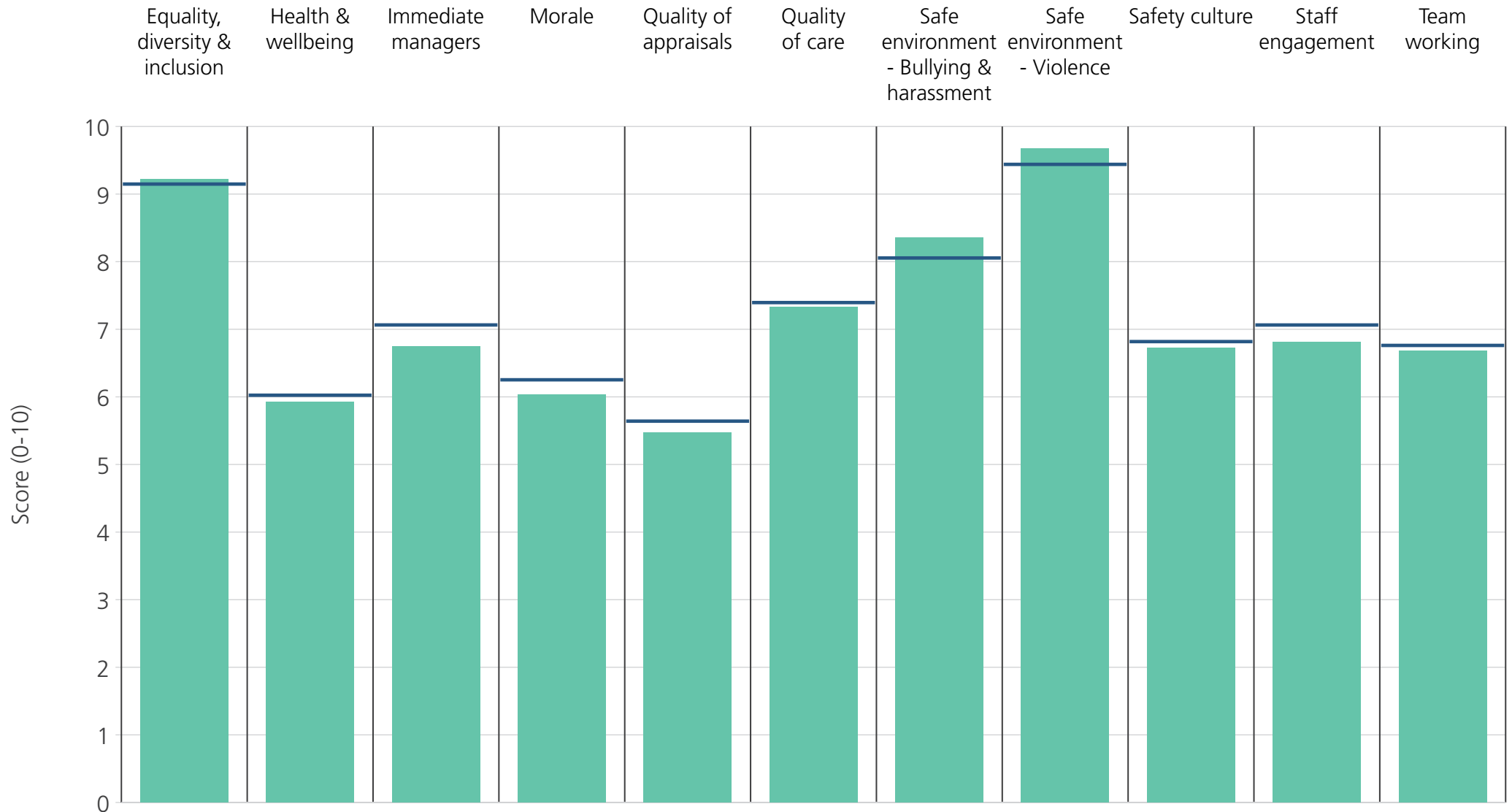
Directorate	9.4	6.4	7.3	6.3	5.6	7.3	8.6	9.9	6.6	7.1	6.7
Your org	9.1	6.0	7.1	6.3	5.6	7.4	8.1	9.4	6.8	7.1	6.8
Responses	1068	1074	1079	1066	915	779	1064	1063	1059	1079	1069



Directorate	9.3	6.2	6.8	6.5	4.8	7.2	7.8	9.5	6.8	7.2	7.1
Your org	9.1	6.0	7.1	6.3	5.6	7.4	8.1	9.4	6.8	7.1	6.8
Responses	351	350	351	347	327	350	351	351	349	351	349



Directorate	8.9	5.8	7.2	6.3	6.0	7.5	7.5	9.0	7.0	7.2	6.8
Your org	9.1	6.0	7.1	6.3	5.6	7.4	8.1	9.4	6.8	7.1	6.8
Responses	1511	1508	1512	1493	1290	1501	1494	1504	1511	1514	1505



Directorate	9.2	5.9	6.7	6.0	5.5	7.3	8.4	9.7	6.7	6.8	6.7
Your org	9.1	6.0	7.1	6.3	5.6	7.4	8.1	9.4	6.8	7.1	6.8
Responses	945	946	947	944	802	900	943	944	946	952	943